

25

Ημερήσιο Δελτίο
Συναλλακτικής Δραστηριότητας

Daily Official List
of Trading Activity



Disclaimer:

Hellenic Exchanges-Athens Stock Exchange S.A endeavours to ensure that the data and other material ("Information") presented on the Daily Official List are accurate and complete, but it is not liable for any errors or omissions of data or /and for the accuracy, credibility, updating and completeness of the aforesaid information nor it has any liability arising directly or indirectly from the use of the above Information.

The Company is not liable for the accuracy of the data included in listed companies' announcements. Only the sender of such an announcement is fully and solely liable for any infringement of third party's rights from the content of such announcement, All contents of the Daily Official List are provided only for information purposes and do not constitute investment advice or solicitation to invest in securities or other products listed for trading on the Exchange.

You acknowledge and agree that the Company is the owner of any property rights related to any Information appearing on the Daily Official List including intellectual property rights copyright, trademarks, etc.

The above data are a property of the Hellenic Exchanges-Athens Exchange and are copyright protected. Users are forbidden to reproduce, modify, copy, sale, transmit or redistribute, by all reproduction means and methods, part or the whole of the above data, without reference to their source.

The commercial exploitation of these data is, also, forbidden by third parties. Hellenic Exchanges-Athens Exchange does not carry any responsibility, direct or indirect, derived from usage or accidental alteration of the above data when used by third parties.

Hellenic Exchanges – Athens Stock Exchange S.A.

110 Athinon Ave., 10442 Athens, Tel: (210) 33.66.800, Fax: (210) 32.13.938

www.athexgroup.gr

Table of Contents

Section 1: Statistical Figures of Securities, Derivatives and Lending

Summary of Markets

Athex Indices

Analytic Figures for Athex Market's Boards and Categories

Trading Details by Athex Sectors and Financial Instruments (ETFs)

Top 10 best & worst performing Shares

Derivatives Summary

Section 2: Analytic Figures of Shares Transactions

Analytic Figures of Shares Transactions

Shares' Notes

Section 3: Figures of Securities Transactions

Securities Blocks Details

Shares Rights Details

Stock Borrowing

Forced Sales Details

Forced Sales Registered Shares

Exchange Traded Funds (ETFs) Characteristics

Section 5: Bonds traded in Fixed Income Assets Market

Convertible Corporate Bonds - Regulated Market

Non Convertible Corporate Bonds - Regulated Market

Government Bonds

Treasury Bills & Zero Coupon Government Bonds

Government Bonds Traded with the Open Outcry Method

State Banks Bonds

Section 6: Additional Infos

Athex & ATHEXClear Members List

List of Stocks under Market Making operations

Section 7: Derivatives Market Analytic Figures

Index Futures

Stock Futures

Index Options

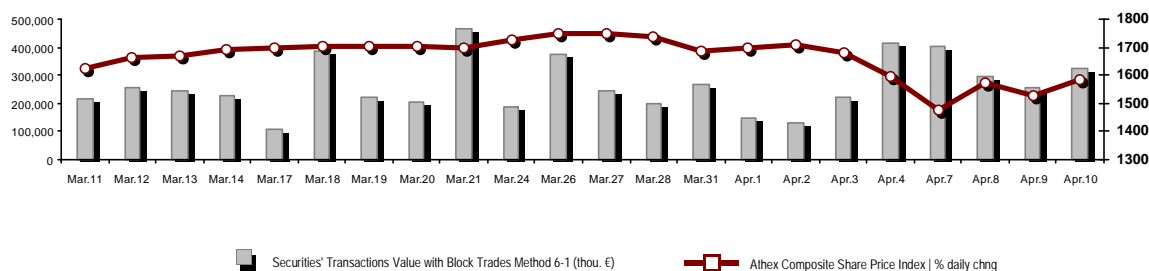
Stock Options

Stock Lending Analytic Figures

Appendix A: Sectors codification for listed companies

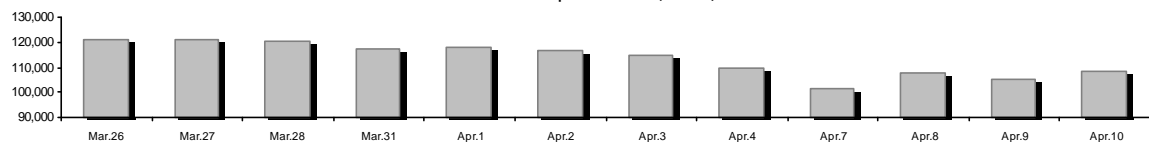
Summary of Markets

Athex Composite Share Price Index vs Shares and Derivatives Transactions Value

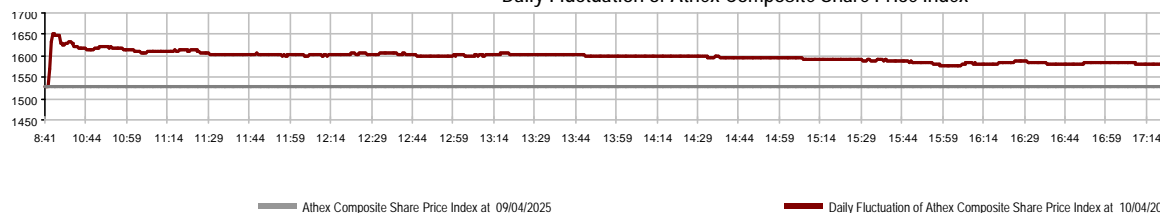


Athex Capitalisation (mill. €)**:	108,463.52		Derivatives Total Open Interest	410,659
Daily change: mill. € %	3,493.51	3.33%	in Index Futures % daily chng	8,052 1.03%
Yearly Avg Capitalisation: mill. € % chng prev year Avg	111,372.95	12.86%	in Stock Futures % daily chng	389,938 3.79%
Athex Composite Share Price Index % daily chng	1,582.40	3.54%	in Index Options % daily chng	1,244 4.63%
Athex Composite Share Price Index Capitalisation (mill. €)	101,314.58		in Stock Options % daily chng	11,425 0.04%
Daily change (mill. €)	3,314.10			
Securities' Transactions Value with Block Trades Method 6-1 (t)	323,915.90		Derivatives Contracts Volume:	78,102
Daily change: %	66,879.95	26.02%	Daily change: pieces %	-2,232 -2.78%
YtD Avg Trans. Value: thou. € % chng prev year Avg	196,590.67	43.10%	YtD Avg Derivatives Contracts % chng prev year Avg	50,899 36.78%
Blocks Transactions Value of Method 6-1 (thou. €)	8,428.39		Derivatives Trades Number:	4,223
Blocks Transactions Value of Method 6-2 & 6-3 (thou. €)	110.20		Daily change: number %	-382 -8.30%
Bonds Transactions Value (thou.€)	1,176.14		YtD Avg Trades number % chng prev year Avg	2,506 37.52%
Securities' Transactions Volume with Block Trades Method 6-1 (tho)	78,306.65		Lending Total Open Interest	1,308,642
Daily change: thou. pieces %	19,679.44	33.57%	Daily change: pieces %	298,400 29.54%
YtD Avg Volume: % chng prev year Avg	45,672.73	56.99%	Lending Volume (Multilateral/Bilateral)	49,469
Blocks Transactions Volume of Method 6-1 (thou. Pieces)	1,951.56		Daily change: pieces %	-261,483
Blocks Transactions Volume of Method 6-2 & 6-3 (thou. Pieces)	12.82		Multilateral Lending	49,469
Bonds Transactions Volume	1,184,000		Bilateral Lending	0
Securities' Trades Number with Block Trades Method 6-1	86,983		Lending Trades Number:	17
Daily change: number %	7,721	9.74%	Daily change: %	-11
YtD Avg Trades number % chng prev year Avg	49,033	35.37%	Multilateral Lending Trades Number	17
Number of Blocks Method 6-1	20		Bilateral Lending Trades Number	0
Number of Blocks Method 6-2 & 6-3	2			
Number of Bonds Transactions	231			

Athex Capitalisation (mill. €)**



Daily Fluctuation of Athex Composite Share Price Index



Athex Indices

Index name	10/04/2025	09/04/2025	pts.	%	Min	Max	Year min	Year max	Year change
Athex Composite Share Price Index	1,582.40 #	1,528.34	54.06	3.54%	1,528.34	1,653.24	1,455.08	1,749.90	7.67% #
Athex Composite Index Total Return Index	2,997.98 #	2,894.22	103.76	3.59%	2,894.22	3,132.19	2,755.49	3,313.79	7.86% #
Athex ESG Index	1,828.54 #	1,767.05	61.49	3.48%	1,767.05	1,920.99	1,676.07	2,041.98	8.97% #
ATHEX Alternative Market Price Index	14,540.86 #	13,997.13	543.73	3.88%	13,997.13	14,874.35	13,631.97	15,518.17	-3.69% €
FTSE/Athex Large Cap	3,886.37 #	3,755.66	130.71	3.48%	3,755.66	4,081.17	3,550.72	4,340.13	8.85% #
FTSE/Athex Mid Cap Index	2,451.63 #	2,362.85	88.78	3.76%	2,362.85	2,511.58	2,262.76	2,654.61	5.04% #
FTSE/ATHEX High Dividend Yield Index	4,248.22 #	4,116.74	131.48	3.19%	4,116.74	4,345.63	3,928.87	4,569.50	5.66% #
FTSE/Athex Market Index	927.63 #	897.00	30.63	3.41%	897.00	976.01	850.04	1,033.39	8.98% #
FTSE/Athex Banks	1,436.44 #	1,395.66	40.78	2.92%	1,395.66	1,547.27	1,278.63	1,731.20	11.70% #
FTSE/ATHEX TECHNOLOGY & TELECOMMUNICAT	5,596.63 #	5,413.13	183.50	3.39%	5,413.13	5,762.16	5,244.36	5,994.81	-1.28% €
FTSE/ATHEX FINANCIAL SERVICES	6,738.62 #	6,544.54	194.08	2.97%	6,544.54	7,252.62	6,002.57	8,113.77	11.67% #
FTSE/ATHEX REAL ESTATE	4,587.59 #	4,426.46	161.13	3.64%	4,426.46	4,648.50	4,359.91	4,957.63	-5.98% €
FTSE/ATHEX CONSUMER DISCRETIONARY	5,346.00 #	5,177.38	168.62	3.26%	5,177.38	5,415.21	4,770.42	5,653.18	6.17% #
FTSE/ATHEX CONSUMER STAPLES	7,631.26 #	7,361.18	270.08	3.67%	7,361.18	8,025.57	6,653.46	8,061.12	14.09% #
FTSE/ATHEX INDUSTRIALS	7,082.15 #	6,795.55	286.60	4.22%	6,795.55	7,241.48	6,534.30	7,838.15	-1.05% €
FTSE/ATHEX BASIC MATERIALS	4,778.68 #	4,565.55	213.13	4.67%	4,565.55	4,959.30	4,549.74	5,724.63	-4.76% €
FTSE/ATHEX ENERGY & UTILITIES	5,326.83 #	5,113.31	213.52	4.18%	5,113.31	5,492.04	4,945.68	5,902.60	6.99% #
Athex All Share Index	363.05 #	351.35	11.70	3.33%	363.05	363.05	340.27	397.77	6.95% #
Hellenic Mid & Small Cap Index	2,166.92 #	2,085.86	81.06	3.89%	2,085.86	2,219.47	2,005.36	2,379.49	2.37% #
FTSE/Athex Large Cap Total Return	6,697.93 #	6,472.66	225.27	3.48%			6,199.42	7,466.47	9.00% #
FTSE/Athex Mid Cap Total Return	3,380.59 #	3,258.17	122.42	3.76%			3,153.97	3,615.26	5.72% #
MSCI GREECE REBASED	6,115.94 #	5,924.70	191.24	3.23%	5,924.70	6,453.85	5,512.03	7,011.08	9.97% #
Hellenic Corporate Bond Index	139.28 €	139.61	-0.33	-0.24%			138.48	140.26	0.16% #
Hellenic Corporate Bond Price Index	93.11 €	93.34	-0.23	-0.25%			93.11	94.15	-0.87% €

Note 1: FTSE/Med 100, Hellenic Corporate Bond Price Index and Hellenic Corporate Bond Index closing prices refer to the previous trading day of 08/04/2025.

Note 2: The Hellenic Mid & Small Cap Index is a Customized index calculated by the Athens Exchange.

Analytic Figures for Athex Market's Boards and Categories

	Total Traded Securities	Main Market	Surveillance	Exchange Traded Funds (ETFs)
Totals	122	117	4	1
Gain / Lose / Same:	103 / 9 / 10	100 / 9 / 8	2 / 0 / 2	1 / 0 / 0
Athex Capitalisation (mill. €) **	108,463.52	108,413.12	50.40	
Daily Average Trans/ons Value(thou.€)	196,590.67	196,579.02	18.84	307.89
Transactions Value	324,026.10	323,087.29	26.02	912.79
Main Board:	315,487.51	314,548.70	26.02	912.79
Blocks Board 6_2_3:	8,538.59	8,538.59	0.00	0.00
Forced Sales Board:	0.00	0.00	0.00	0.00
Special Terms Board:	0.00	0.00	0.00	0.00
Daily Average Transactions Volume	45,672,730	45,639,091	77,477	7,841
Transactions Volume	78,319,475	78,179,441	117,021	23,013
Main Board:	76,355,090	76,215,056	117,021	23,013
Blocks Board 6_2_3:	1,964,385	1,964,385	0	0
Forced Sales Board:	0	0	0	0
Special Terms Board:	0	0	0	0
Daily Average Number of Trades	49,033	48,866	42	127
Number of Trades	86,985	86,709	44	232
Main Board:	86,963	86,687	44	232
Blocks Board 6_2_3:	22	22	0	0
Forced Sales Board:	0	0	0	0
Special Terms Board:	0	0	0	0

Trading Details by Athex Sectors and Financial Instruments (ETFs)

Code	Sectors	Gain / Lose / Same	Number of Trades	Transactions Volume	Transactions Value	% of Total Trans. Value
3010	- Banks	8 / 0 / 0	42,004	65,825,768	208,160,373.28	64.24%
5510	- Basic Resources	10 / 0 / 2	1,912	458,750	1,499,428.41	0.46%
5010	- Construction & Materials	10 / 2 / 2	6,218	2,074,323	13,648,124.66	4.21%
4020	- Consumer Products & Services	1 / 4 / 1	1,075	170,910	1,014,514.33	0.31%
6010	- Energy	3 / 0 / 1	2,833	554,320	7,012,062.96	2.16%
12000	- Financial Instruments	1 / 0 / 0	232	23,013	912,785.16	0.28%
3020	- Financial Services	5 / 0 / 0	1,017	293,353	1,486,747.28	0.46%
4510	- Food Beverage & Tobacco	5 / 0 / 1	422	71,018	1,570,804.44	0.48%
2010	- Health Care	3 / 0 / 0	365	497,403	382,130.91	0.12%
5020	- Industrial Goods & Services	13 / 1 / 1	4,043	1,155,152	7,864,373.90	2.43%
3030	- Insurance	1 / 0 / 0	76	16,257	73,960.53	0.02%
4030	- Media	3 / 0 / 0	484	184,749	696,302.89	0.21%
4520	- Personal Care, Drug & Grocery Stores	2 / 0 / 0	522	102,768	660,247.66	0.20%
3510	- Real Estate	12 / 0 / 1	2,136	691,020	2,775,436.25	0.86%
4040	- Retail	6 / 1 / 0	3,120	601,822	7,301,299.00	2.25%
1010	- Technology	9 / 0 / 0	1,917	671,256	2,429,600.86	0.75%
1510	- Telecommunications	2 / 0 / 0	2,094	486,817	7,418,842.61	2.29%
4050	- Travel & Leisure	4 / 1 / 1	6,437	2,509,649	19,546,883.19	6.03%
6510	- Utilities	5 / 0 / 0	10,078	1,931,127	39,572,178.85	12.21%

Top 10 best & worst performing Shares

Main Market

With positive Price change	Closing price	change	With negative Price change	Closing price	change
DOMIKI KRITIS SA (CR)	2.32	12.08% #	AUTOHELLAS SA (CR)	11.34	-5.34% €
UNIBIOS (CR)	1.32	7.32% #	CENTRIC HOLDINGS (CR)	0.329	-2.66% €
INTRALOT (CR)	0.987	7.28% #	INTERTECH SA (CR)	1.115	-2.19% €
QUEST HOLDINGS (CR)	6	7.14% #	AS COMPANY SA (CR)	3.38	-0.59% €
AVAX S.A. (CR)	1.948	7.03% #			
KEKROPS SA (CR)	1.12	6.67% #			
HELLENIC EXCHANGES-A.S.E. (CR)	5.06	6.53% #			
FOURLIS (CR)	3.875	6.16% #			
PETROPOULOS PETROS (CR)	8.28	6.15% #			
ALPHA SERVICES HOLD (CR)	2.031	6.11% #			
With the highest Transactions Value	Value (thou. €)	change	With the highest Transactions Volume	Volume	change
PIRAEUS FINANCIAL HOLD (CR)	84,457.87	3.02% #	ALPHA SERVICES HOLD (CR)	24,456,012	6.11% #
ALPHA SERVICES HOLD (CR)	50,262.08	6.11% #	PIRAEUS FINANCIAL HOLD (CR)	18,224,321	3.02% #
EUROBANK HOLDINGS (CR)	40,172.37	1.59% #	EUROBANK HOLDINGS (CR)	17,544,086	1.59% #
METLEN ENERGY & METALS (CR)	28,444.23	5.19% #	NATIONAL BANK (CR)	2,921,107	1.89% #
NATIONAL BANK (CR)	25,591.15	1.89% #	ATTICA BANK S.A. (CR)	1,852,223	4.22% #
OPAP (CR)	15,572.81	2.98% #	INTRALOT (CR)	1,387,850	7.28% #
PPC (CR)	9,656.31	4.13% #	OPAP (CR)	855,906	2.98% #
OTE (CR)	7,409.09	1.68% #	PPC (CR)	744,958	4.13% #
TITAN CEMENT (CB)	6,375.70	4.48% #	METLEN ENERGY & METALS (CR)	720,402	5.19% #
JUMBO SA (CR)	6,052.38	4.06% #	BANK OF CYPRUS (CR)	638,497	5.45% #

Note: Stocks that are not included in the "Under Supervision" category, and the transactions value is more than 10,000 €.

Derivatives Summary

	Number of Trades	Volume	Open Interest
Index Futures	532	2,754	8,052
FTSE/Athex Banks	35	292	1,605
FTSE/Athex Large Cap	497	2,462	6,447
MSCI GREECE REBASED	0	0	0
Stock Futures	3,646	74,896	389,938
ADMIE (IPTO) HOLDING S.A. (CR)	25	228	17,221
AEGEAN AIRLINES (CR)	38	127	2,215
AKTOR S.A. HOLDING CO. (CR)	11	100	13,490
ALPHA SERVICES HOLD (CR)	926	32,771	110,855
ATHENS INTL AIRPORT (CR)	10	37	485
AUTOHELLAS SA (CR)	10	81	113
AVAX S.A. (CR)	37	340	2,682
BANK OF CYPRUS (CR)	12	71	616
CC HBC AG (CR)	5	17	74
CENERGY HOLDINGS (CB)	97	460	6,859
ELLAKTOR (CR)	8	46	1,731
ELVALHALCOR (CR)	68	343	3,307
EUROBANK HOLDINGS (CR)	329	7,641	22,336
EYDAP S.A. (CR)	15	63	5,683
FOURLIS (CR)	7	21	819
GEK TERNA (CR)	59	240	9,849
HELLENIC EXCHANGES-A.S.E. (CR)	44	552	2,233
HELLENIQ ENERGY (CR)	37	378	4,574
INTRACOM HOLDINGS (CR)	49	365	8,865
INTRALOT (CR)	42	6,780	57,710
JUMBO SA (CR)	11	19	525
LAMDA DEVELOPMENT SA (CR)	49	219	7,303
METLEN ENERGY & METALS (CR)	154	465	4,998
MIG (CR)	0	0	270
MOTOR OIL (CR)	30	173	5,536
NATIONAL BANK (CR)	372	2,620	14,254
OPAP (CR)	5	14	665
OPTIMA BANK (CR)	10	28	81
OTE (CR)	32	175	3,060
P.P.A. S.A. (CR)	0	0	107
PIRAEUS FINANCIAL HOLD (CR)	914	19,095	53,165
PPC (CR)	175	1,239	22,378
QUEST HOLDINGS (CR)	0	0	171
TITAN CEMENT (CB)	13	23	317
VIOHALCO SA/NV (CB)	52	165	5,391
Index Options	27	286	1,244
FTSE/Athex Large Cap	27	286	1,244
Stock Options	18	166	11,425
ALPHA SERVICES HOLD (CR)	14	140	10,000
NATIONAL BANK (CR)	0	0	798
OPAP (CR)	0	0	70
OTE (CR)	3	15	15
PIRAEUS FINANCIAL HOLD (CR)	0	0	55
PPC (CR)	1	11	487
Total Derivatives Traded	4,223	78,102	410,659

Number of Outstanding Securities	Nominal Value	Dividends [1]			Date of Last Coupon		Note	Shares	Closing price	% change	Previous closing price/date		Open price	Price min	Price max	Last price	Avg price	Last Bid [7]	Last Ask [7]	P/E after tax	Year	Volume	Trades	Transactions Value[8]	Company Mkt Value (thou. €)	Year low	Year high	Sector[4]	
14,000,000	1.95	0.26	0.26	---	05/08/2024	26/03/2024	---	ALPHA REAL ESTATE (CR)	6.46	2.87	P	6.28	09/04/2025	6.56	6.28	6.6	6.56	6.454	319@6.40	200@6.58	---	---	1,669	14	10,772.30	90,440.00	6.16	7.62	35101015
11,869,224	0.540	0.15	0.15	---	02/07/2024	30/08/2019	---	FLEXOPACK SA (CR)	7.6	---	↘	7.6	09/04/2025	---	---	---	---	300@7.15	555@7.70	---	---	---	---	---	90,206.10	6.9	8.1	50203030	
10,500,000	0.950	---	0.15	---	05/07/2024	21/07/2023	---	MEVACO SA (CR)	4.04	3.59	P	3.9	09/04/2025	4	4	4.06	4	4.015	38@3.94	200@4.04	---	---	776	11	3,116.00	42,420.00	3.68	4.3	55102015
31,400,000	0.400	---	---	---	26/04/2007	10/05/2023	---	MIG (CR)	2.34	1.30	P	2.31	09/04/2025	2.38	2.33	2.43	2.35	2.351	518@2.33	100@2.40	---	---	5,505	37	12,944.25	73,476.00	2.27	3.08	30202000
244,737,498	0.500	0.03	0.02	0.03	02/04/2025	28/12/2023	---	TRASTOR REAL EST. INV. CO.(CR)	1.16	---	↘	1.16	09/04/2025	1.17	1.16	1.17	1.16	1.164	40@1.16	180@1.17	---	---	620	5	721.40	283,895.50	1.09	1.37	35102000
18,810,000	0.400	---	0.0381	---	21/10/2024	14/11/2007	---	VARVERIS - MODA BAGNO SA (CR)	3.96	6.45	P	3.72	09/04/2025	3.78	3.78	4	3.96	3.883	1000@3.65	2778@3.96	---	---	2,100	7	8,154.30	74,487.60	3.3	4	40401025
15,000,000	0.300	---	---	---	06/07/2007	18/07/2000	---	DAIOS PLASTICS SA (CR)	4	---	↘	4	09/04/2025	3.9	3.9	3.9	3.9	3.9	100@3.60	317@3.90	---	---	2	1	7.80	60,000.00	3.28	4.4	50203015
2,760,000	11.83	11.8	12.4	---	03/06/2024	16/07/1990	---	KARELIA (CR)	310	---	↘	310	09/04/2025	312	306	316	310	310.474	5@306.00	18@314.00	---	---	97	13	30,116.00	855,600.00	300	354	45103010
6,700,000	0.800	0.047	0.047	---	23/07/2024	29/05/2014	---	MILLS KEPENOS (CR)	1.88	---	↘	1.88	09/04/2025	---	---	---	---	200@1.84	895@2.02	20.19	2023	---	---	---	12,596.00	1.73	2.1	45102020	
21,364,000	1.12	0.4	---	---	21/08/2023	08/03/2023	---	LAMPASA HOTEL SA (CR)	37	---	↘	37	09/04/2025	37	37	37	37	37	45@37.00	50@38.00	---	---	5	1	185.00	790,468.00	35.6	38	40501025
32,188,050	0.700	---	---	---	21/07/2008	20/01/2000	---	MOUZAKIS (CR)	0.492	---	↘	0.492	09/04/2025	---	---	---	---	200@0.500	300@0.540	---	---	---	---	---	15,836.52	0.474	0.695	55101020	
6,340,000	0.600	0.1	0.2	0.23	12/12/2024	11/01/2024	---	NAKAS MUSIC	3.04	---	↘	3.04	09/04/2025	---	---	---	---	40@2.90	990@3.06	---	---	---	---	---	19,273.60	2.8	3.34	40401030	
27,379,200	0.980	0.45	0.5001	---	01/08/2024	29/08/2022	---	CRETE PLASTICS SA (CR)	14.4	---	↘	14.4	09/04/2025	---	---	---	---	400@14.10	1678@15.00	---	---	---	---	---	394,260.48	13.9	15.3	50203015	
255,494,534	2.71	0.255	0.247	0.47	11/12/2024	30/09/2021	---	PRODEA (CR)	5.85	1.74	P	5.75	09/04/2025	6.1	5.75	6.1	5.9	5.93	100@5.80	3733@5.90	---	---	607	6	3,599.75	1,494,643.02	5.25	6.7	35102000
4,181,450	0.500	---	---	---	21/08/2000	05/03/2002	---	FLOUR MILLS SARANTOPOULOS SA	1.07	---	↘	1.07	09/04/2025	---	---	---	---	49@0.970	490@1.15	---	---	---	---	---	4,474.15	0.965	1.14	45102020	

Exchange Traded Funds (ETFs)

971,502	---	---	---	---	15/06/2016	---	---	ALPHA ETF FTSE Athex Large Cap	38.95	4.28	P	37.35	09/04/2025	40.09	38.75	40.25	38.95	39.664	6@38.78	498@38.95	---	---	23,013	232	912,785.16	---	34.86	43.355	12003
---------	-----	-----	-----	-----	------------	-----	-----	--------------------------------	-------	------	---	-------	------------	-------	-------	-------	-------	--------	---------	-----------	-----	-----	--------	-----	------------	-----	-------	--------	-------

Surveillance

89,078,604	0.040	---	---	---	07/07/2010	16/01/2024	5160	FRIGOGLASS SA (CR)	0.22	10.00	P	0.2	09/04/2025	0.22	0.22	0.22	0.22	0.2218524@0.220	---	---	2023	106,521	32	23,434.62	19,597.29	0.184	0.266	50204000	
13,191,620	0.620	---	---	---	04/08/2010	09/09/2002	5232	YALCO - CONSTANTINOU (CR)	0.162	---	↘	0.162	09/04/2025	---	---	---	---	---	4328@0.146	---	---	---	---	---	2,137.04	0.146	0.162	40202020	
17,579,754	4.16	---	---	---	18/08/2006	02/08/2010	---	BIOTER SA (CR)	0.216	---	↘	0.216	09/04/2025	0.216	0.216	0.216	0.216	0.216	977@0.200	4946@0.214	---	---	1,200	3	259.20	3,797.23	0.214	0.29	50101010
15,842,391	1.51	---	---	---	15/07/2009	12/05/2000	5141	BITROS HOLDING SA (CR)	0.585	---	↘	0.585	09/04/2025	0.635	0.635	0.635	0.635	0.635	500@0.530	194@0.635	---	---	500	2	317.50	9,267.80	0.535	0.77	55102010
24,319,250	0.300	---	---	---	09/07/2002	04/07/2007	5165	PROODEFTIKH SA (CR)	0.228	7.55	P	0.212	09/04/2025	0.228	0.228	0.228	0.228	0.228	2500@0.220	600@0.224	---	---	8,800	7	2,006.40	5,544.79	0.212	0.376	50101010
28,438,268	0.070	---	---	---	21/08/2006	24/11/1999	5253	SPIROY AGRICULTURE SA (CR)	0.176	---	↘	0.176	09/04/2025	---	---	---	---	---	---	2350@0.170	---	---	---	---	---	5,005.14	0.138	0.176	45102010
1,011,000	1.00	---	---	---	01/07/2004	11/12/2012	5193	TRIA ALFA SA (CR)	5	---	↘	5	09/04/2025	---	---	---	---	---	---	101@4.78	---	2023	---	---	---	5,055.00	4.04	5	55101020

Suspension Status

65,326,268	0.530	---	---	---	04/07/2007	19/07/2006	4750	SATO SA (CR)	0.028	---	↘	0.028	05/09/2024	---	---	---	---	---	---	---	---	---	---	---	---	1,829.14	0.028	0.028	40202015
3,961,300	1.28	---	---	---	29/06/2004	03/08/2000	5248	DUROS SA (CR)	0.25	---	↘	0.25	24/04/2023	---	---	---	---	---	---	---	---	---	---	---	---	990.33	0.25	0.25	40204020
51,754,364	0.300	---	---	---	23/12/2003	24/01/2007	5197	SELECTED TEXT. IND. ASSOC (CR)	0.132	---	↘	0.132	31/10/2024	---	---	---	---	---	---	---	---	---	---	---	---	6,831.58	0.132	0.132	55101020
118,355,090	0.300	0.3798	0.3821	---	08/07/2024	05/03/2020	---	TERNA ENERGY (CR)	20	---	↘	20	01/04/2025	---	---	---	---	---	44193@20.00	200@20.12	---	---	---	---	---	2,367,101.80	19.98	20.6	65101010

Shares' Notes

Code	Note text
()	- Adjusted dividends.
*	- Last adjusted closing price.
[1]	- Net dividends.
[2]	- The "Date of Last Coupon" for New listings refers to the date company's stocks started to trade in Athex
[3]	- The Company Market Value is referred to the number of outstanding shares
[4]	- Sectors codification can be found in Appendix A
[5]	- The Market Value refers to the total number of shares listed (including their several classes) in the exchange by the company.
[6]	- P/E greater than 100
[7]	- Last view of the Order Book before the end of the trading session
[8]	- All Blocks Methods' Transactions Value are included.
4750	- Transfer to the Under Surveillance Category from 8/4/2011.
5093	- Transfer to the Surveillance Category as of 8/4/2015.
5141	- Transfer to the Surveillance Category as of 10/05/2017.
5160	- Transfer to the Surveillance Category as of 15/04/2016.
5165	- Transfer to the Surveillance Category as of 15/02/2018.
5193	- Transfer to the Surveillance Category as of 25/10/2018.
5197	- Transfer to the Surveillance Category as of 07/11/2018.
5232	- Transfer to the Under Surveillance Category from 08/04/2011.
5248	- Transfer to the Surveillance Category as of 06/09/20116.
5253	- Transfer to the Surveillance Category as of 14/5/2021.

Securities Blocks Details

Securities	Block Volume	Price	Block Trade Value	Time of approval	Note
PIRAEUS FINANCIAL HOLD (CR)	100,000	4.88	488,000.00	10:33:04	20
AKTOR S.A. HOLDING CO. (CR)	50,000	4.70	235,000.00	10:37:46	20
NATIONAL BANK (CR)	9,269	7.56	70,072.71	10:40:58	14
ATHENS INTL AIRPORT (CR)	50,000	9.19	459,250.00	10:45:19	20
METLEN ENERGY & METALS (CR)	15,000	39.90	598,500.00	10:53:29	20
PAPOUTSANIS (CR)	50,000	2.50	125,000.00	10:56:05	20
JUMBO SA (CR)	18,441	24.44	450,698.04	11:01:33	20
PIRAEUS FINANCIAL HOLD (CR)	100,000	4.68	468,000.00	11:15:45	20
PIRAEUS FINANCIAL HOLD (CR)	101,849	4.68	476,653.32	11:17:10	20
EUROBANK HOLDINGS (CR)	150,000	2.29	342,750.00	12:16:54	20
AKTOR S.A. HOLDING CO. (CR)	50,000	4.70	235,000.00	12:18:47	20
METLEN ENERGY & METALS (CR)	9,110	39.58	360,573.80	12:28:04	20
ATHENS INTL AIRPORT (CR)	75,000	9.09	681,750.00	12:32:11	20
AUTOHELLAS SA (CR)	3,552	11.30	40,122.68	13:04:15	14
AUSTRIACARD (CB)	80,000	5.75	460,000.00	14:13:45	20
PIRAEUS FINANCIAL HOLD (CR)	200,000	4.63	925,400.00	14:39:26	20
EUROBANK HOLDINGS (CR)	150,000	2.25	337,500.00	16:21:05	20
ATHENS INTL AIRPORT (CR)	50,000	9.12	455,750.00	16:25:59	20
EUROBANK HOLDINGS (CR)	200,000	2.24	448,600.00	16:43:40	20
INTRALOT (CR)	300,000	0.980	294,000.00	16:45:41	20
EUROBANK HOLDINGS (CR)	160,000	2.23	357,440.00	17:11:58	20
BANK OF CYPRUS (CR)	42,164	5.42	228,528.88	17:12:20	20

Blocks Notes

9 - Method 6-1 / Special Fees

10 - Method 6-1 / Special Fees, SDS

14 - Method 6-3 / Settlement, Incomplete Buy and Sell

18 - Method 6-2 / SPOT 1

19 - Method 6-2 / SPOT 2

20 - Method 6-1 and Method 6-1 Same Day Settlement

21 - Other Pre-agreed

Shares Rights Details

Occured date	Exercise from	Exercise until	Trading until	Rights	Price min	Price max	Closing price	Last Bid	Last Ask	Volume	Trades	Transactions Value
--------------	---------------	----------------	---------------	--------	-----------	-----------	---------------	----------	----------	--------	--------	--------------------

No Rights Transactions.

Forced Sales Details

Securities	Category of Security	Transactions Volume	Number of Trades	Transactions Value	Note
------------	----------------------	------------------------	---------------------	-----------------------	------

No Forced Transactions.

Forced Sales Notes

- 1 - Compulsory Public Forced Sales
- 2 - Forced Sales of Fixed Registered Shares
- 3 - Forced Sales of Remaining Fractional Shares

Exchange Traded Funds (ETFs) Characteristics

	Transactions Date (T)	Creation / Redemption	Units (T-1)	New Units (T-1)	Redemption Units (T-1)	Units (T) [1]	Fund Assets [2]	Net Unit Price	Dividend per Unit	Dividend Date
ALPHA ETF FTSE Athex Large Cap	10/04/2025	5,000	971,502	---	---	971,502	36,449,360.00	37.5186	1.35	01/07/2024

ETFs Notes

[1] - Units (T) = Units (T-1) + New Units (T-1) - Redemption Units (T-1)

[2] - The Creation / Redemption Units of T-1 are included.

Non Convertible Corporate Bonds - Regulated Market

Num Listed Bonds	Nominal price	Issue price	Today's Rate	Exp. Date	Duration (years)	Note	Coupon		Trading Unit	Corporate Bonds	Accrued Int.	Yield.T.Mat	Price min	Price max	Closing price	Previous closing price/date	Volume	Transactions Value	Last order			ear min	Year max	
							Common	Preferred											Price	Buy / Sell	Date			
250,000	1,000.00	1,000.00	2.45	16/11/2028	7	---	7	---	1	ELVALHALCOR S.A. (Non Convertible)	10.0042	3.6910	94.5503	95.0000	95.0000	94.5630	09/04/2025	49,000	46,910.28	94.5511	B	10/04/2025	93.6975	97.5000
320,000	1,000.00	1,000.00	3.40	21/07/2027	7	---	10	---	1	LAMDA DEVELOPMENT S.A. (Non Convertible)	7.8389	3.1360	99.3000	99.6500	99.4682	98.8900	09/04/2025	33,000	33,083.18	99.0000	B	10/04/2025	97.6000	99.7500
200,000	1,000.00	1,000.00	2.10	27/10/2027	7	---	9	---	1	O.P.A.P. S.A. (Non Convertible)	9.7417	3.1000	96.8510	98.1000	96.9057	97.2000	09/04/2025	200,000	196,810.73	97.4000	B	10/04/2025	96.0100	98.7000
200,000	1,000.00	1,000.00	1.90	23/03/2028	7	---	9	---	1	MOTOR OIL CORINTH REFINERIES SA (Non Convertible)	1.1083	3.2620	95.5000	96.0000	95.5887	96.0000	09/04/2025	107,000	102,398.51	95.6000	B	10/04/2025	95.1501	97.0000
230,000	1,000.00	1,000.00	4.70	12/07/2029	7	---	6	---	1	LAMDA DEVELOPMENT S.A. (Non convertible)	11.8806	3.8330	101.2000	101.5000	101.3516	101.0000	09/04/2025	94,000	96,387.28	101.3000	B	10/04/2025	100.1000	103.2000
100,000	1,000.00	1,000.00	4.40	26/07/2029	7	---	6	---	1	CPLP SHIPPING HOLDINGS PLC (Non Convertible)	9.4111	3.6170	101.0500	101.8500	101.3000	100.8660	09/04/2025	27,000	27,605.10	101.3500	B	10/04/2025	100.4600	105.2895
199,375	1,000.00	1,000.00	3.60	12/03/2026	7	---	13	---	1	AEGEAN AIRLINES S.A. (Non Convertible)	3.3000	2.5420	100.4000	100.5000	100.4500	100.5000	09/04/2025	48,000	48,374.40	100.4000	B	10/04/2025	99.2676	101.0000
150,000	1,000.00	1,000.00	2.60	22/10/2026	7	---	11	---	1	TERNA ENERGY FINANCE S.A. (Non Convertible)	12.5667	3.0850	98.6000	98.6200	98.6200	98.5000	09/04/2025	4,000	3,994.67	98.6200	B	10/04/2025	97.6272	99.1800
500,000	1,000.00	1,000.00	2.75	03/07/2027	7	---	10	---	1	GEK TERNA S.A. (Non Convertible)	7.7153	3.1590	98.0000	98.3000	98.2500	98.0200	09/04/2025	145,000	143,424.81	98.0000	B	10/04/2025	96.5000	98.8500
150,000	1,000.00	1,000.00	2.65	22/10/2026	5	---	7	---	1	CPLP SHIPPING HOLDINGS PLC (Non Convertible)	12.8083	3.3050	98.2000	98.6500	98.5750	98.1950	09/04/2025	36,000	35,948.10	98.1000	B	10/04/2025	97.3000	98.7000
130,000	1,000.00	1,000.00	6.00	27/02/2029	5	---	3	---	1	INTRALOT S.A. (Non Convertible)	7.6667	4.6350	103.0000	103.5000	103.5000	102.8180	09/04/2025	28,000	29,104.66	103.0000	B	10/04/2025	101.0000	103.7000
120,000	1,000.00	1,000.00	2.65	06/12/2028	7	---	7	---	1	NOVAL PROPERTY REIC (Non Convertible)	9.4958	3.6970	95.2002	95.5000	95.5000	95.4500	09/04/2025	27,000	25,999.40	95.3500	B	10/04/2025	94.2301	97.0000
300,000	1,000.00	1,000.00	2.30	14/12/2028	7	---	7	---	1	GEK TERNA S.A. (Non Convertible)	7.6028	3.4980	95.0500	95.2000	95.1500	95.2000	09/04/2025	33,000	31,647.39	95.0500	B	10/04/2025	92.9502	96.4990
100,000	1,000.00	1,000.00	2.95	11/02/2027	5	---	7	---	1	SAFE BULKERS PARTICIPATIONS PLC (Non Convertible)	5.0806	3.7810	97.5700	98.0000	97.9283	97.4300	09/04/2025	12,000	11,812.37	97.5700	B	10/04/2025	96.7794	99.9999
100,000	1,000.00	1,000.00	2.80	25/01/2027	5	---	7	---	1	PREMIA S.A. (Non Convertible)	5.9889	4.0260	96.5500	97.8000	97.3000	97.3000	09/04/2025	20,000	19,542.68	97.0000	B	10/04/2025	96.2000	98.3000
500,000	1,000.00	1,000.00	4.00	10/07/2030	7	---	4	---	1	METLEN ENERGY & METALS S.A. (Non Convertible)	10.4444	3.4130	101.4602	101.7300	101.5500	101.5160	09/04/2025	178,000	182,707.43	101.5500	B	10/04/2025	100.4600	102.2000
99,697	1,000.00	1,000.00	5.50	15/12/2028	5	---	3	---	1	IDEAL HOLDINGS S.A. (Non Convertible)	18.1806	4.0600	103.7000	103.7000	103.7000	103.2820	09/04/2025	1,000	1,055.18	103.5000	B	10/04/2025	102.5039	104.5000
200,000	1,000.00	1,000.00	4.25	23/01/2029	5	---	3	---	1	AUTOHELLAS S.A. (Non Convertible)	9.5625	3.6890	101.1000	101.5000	101.2400	101.1000	09/04/2025	60,000	61,317.75	101.5000	B	10/04/2025	100.0000	103.2000

Corporate Bonds Notes

Transactions Volume = (Pieces) * (Nominal Price). Transactions Value = (Pieces) * (Nominal Price) * (price %) + (Accrued interest).

The price of a Bond is stated as a percentage (%) of Bond's Nominal Price.

Nominal Price in Euros (€), except if it is noted differently.

Non Convertible Corporate Bonds - Regulated Market

Num Listed Bonds	Nominal price	Issue price	Today's Rate	Exp. Date	Duration (years)	Note	Coupon		Trading Unit	Corporate Bonds	Accrued Int.	Yield.T.Mat	Price min	Price max	Closing price	Previous closing price/date	Volume	Transactions Value	Last order			ear min	Year max
							Common	Preferred											Price	Buy / Sell	Date		
300,000	1,000.00	1,000.00	2.30	20/07/2028	7	---	8	---	1	PRODEA REIC S.A.(Non Convertible)	5.3667	3.9070	94.0000	95.2000	94.2714	94.9500 09/04/2025	82,000	78,013.77	94.1000	B	10/04/2025	93.5001	95.7000

Corporate Bonds Notes

Transactions Volume = (Pieces) * (Nominal Price). Transactions Value = (Pieces) * (Nominal Price) * (price %) + (Accrued interest).

The price of a Bond is stated as a percentage (%) of Bond's Nominal Price.

Nominal Price in Euros (€), except if it is noted differently.

Government Bonds

Number Listed Bonds	Nominal price	Today's Rate	Accrued Interest Calc	Exp. Date [1]	Duration (years)	Note	Coupons Date	Curr. coupon value	Trading Unit	Government Bonds	Price min	Price max	Closing price	Previous closing price/date	Volume	Transactions Value	Price	Last order Buy / Sell	Date
4,000,000	1,000.00	4.13	Actual/Actual	15/06/2054	30	---	15/06	4.13	1	GGB-FXD-150654-30Y-4.125-1.000	---	---	---	---	---	---	---	---	---
4,700,000	1,000.00	1.88	Actual/Actual	04/02/2035	15	---	04/02	1.88	1	GGB-FXD-040235-15Y-1.875-1.000	---	---	---	---	---	---	---	---	---
6,000,000	1,000.00	0.75	Actual/Actual	18/06/2031	10	---	18/06	0.75	1	GGB-FXD-180631-10Y-0.750-1.000	---	---	---	---	---	---	---	---	---
3,600,000	1,000.00	3.88	Actual/Actual	15/06/2028	5	---	15/06	3.88	1	GGB-FXD-150628-05Y-3.875-1.000	---	---	---	---	---	---	---	---	---
5,962,747,327	1.00	3.75	Actual/Actual	30/01/2028	10	---	/02 - 01/02 - 31/	3.75	1	GGB-FXD-300128-10Y-3.750-1.00	---	---	---	85.4610 13/07/2018	---	---	1.0000	B	28/11/2018
7,067,309,386	1.00	3.90	Actual/Actual	30/01/2033	15	---	/02 - 01/02 - 31/	3.90	1	GGB-FXD-300133-15Y-3.900-1.00	---	---	---	78.6730 13/07/2018	---	---	1.0000	B	28/11/2018
5,622,848,349	1.00	4.00	Actual/Actual	30/01/2037	19	---	/02 - 01/02 - 31/	4.00	1	GGB-FXD-300137-19Y-4.000-1.00	---	---	---	77.0370 13/07/2018	---	---	1.0000	B	28/11/2018
5,476,770,669	1.00	4.20	Actual/Actual	30/01/2042	24	---	/02 - 01/02 - 31/	4.20	1	GGB-FXD-300142-24Y-4.200-1.00	---	---	---	77.7640 13/07/2018	---	---	1.0000	B	28/11/2018
4,950,000	1,000.00	3.38	Actual/Actual	15/06/2034	10	---	15/06	3.38	1	GGB-FXD-150634-10Y-3.375-1.000	---	---	---	---	---	---	---	---	---
59,586,043	1.00	4.30	Actual/Actual	24/02/2026	14	---	24/02	4.30	1	GGB-FXD-240226-14Y-2.000-1.00	---	---	---	10.0000 22/06/2015	---	---	---	---	---
41,118,344	1.00	4.30	Actual/Actual	24/02/2027	15	---	24/02	4.30	1	GGB-FXD-240227-15Y-2.000-1.00	---	---	---	10.0000 22/06/2015	---	---	---	---	---
45,137,734	1.00	4.30	Actual/Actual	24/02/2028	16	---	24/02	4.30	1	GGB-FXD-240228-16Y-2.000-1.00	---	---	---	10.0000 22/06/2015	---	---	---	---	---
61,768,888	1.00	4.30	Actual/Actual	24/02/2029	17	---	24/02	4.30	1	GGB-FXD-240229-17Y-2.000-1.00	---	---	---	10.0000 22/06/2015	---	---	---	---	---
54,567,744	1.00	4.30	Actual/Actual	24/02/2030	18	---	24/02	4.30	1	GGB-FXD-240230-18Y-2.000-1.00	---	---	---	10.0000 22/06/2015	---	---	---	---	---
37,541,515	1.00	4.30	Actual/Actual	24/02/2031	19	---	24/02	4.30	1	GGB-FXD-240231-19Y-2.000-1.00	---	---	---	10.0000 22/06/2015	---	---	---	---	---
37,558,317	1.00	4.30	Actual/Actual	24/02/2032	20	---	24/02	4.30	1	GGB-FXD-240232-20Y-2.000-1.00	---	---	---	10.0000 22/06/2015	---	---	---	---	---
37,473,732	1.00	4.30	Actual/Actual	24/02/2033	21	---	24/02	4.30	1	GGB-FXD-240233-21Y-2.000-1.00	---	---	---	10.0000 22/06/2015	---	---	---	---	---
33,888,293	1.00	4.30	Actual/Actual	24/02/2034	22	---	24/02	4.30	1	GGB-FXD-240234-22Y-2.000-1.00	---	---	---	10.0000 22/06/2015	---	---	---	---	---
35,177,800	1.00	4.30	Actual/Actual	24/02/2035	23	---	24/02	4.30	1	GGB-FXD-240235-23Y-2.000-1.00	---	---	---	10.0000 22/06/2015	---	---	---	---	---
35,547,268	1.00	4.30	Actual/Actual	24/02/2036	24	---	24/02	4.30	1	GGB-FXD-240236-24Y-2.000-1.00	---	---	---	10.0000 22/06/2015	---	---	---	---	---
40,246,306	1.00	4.30	Actual/Actual	24/02/2037	25	---	24/02	4.30	1	GGB-FXD-240237-25Y-2.000-1.00	---	---	---	10.0000 22/06/2015	---	---	---	---	---
37,643,952	1.00	4.30	Actual/Actual	24/02/2038	26	---	24/02	4.30	1	GGB-FXD-240238-26Y-2.000-1.00	---	---	---	10.0000 22/06/2015	---	---	---	---	---
36,977,100	1.00	4.30	Actual/Actual	24/02/2039	27	---	24/02	4.30	1	GGB-FXD-240239-27Y-2.000-1.00	---	---	---	10.0000 22/06/2015	---	---	---	---	---
41,615,000	1.00	4.30	Actual/Actual	24/02/2040	28	---	24/02	4.30	1	GGB-FXD-240240-28Y-2.000-1.00	---	---	---	10.0000 22/06/2015	---	---	---	---	---
42,227,208	1.00	4.30	Actual/Actual	24/02/2041	29	---	24/02	4.30	1	GGB-FXD-240241-29Y-2.000-1.00	---	---	---	10.0000 22/06/2015	---	---	---	---	---
68,288,487	1.00	4.30	Actual/Actual	24/02/2042	30	---	24/02	4.30	1	GGB-FXD-240242-30Y-2.000-1.00	---	---	---	10.0000 22/06/2015	---	---	---	---	---
4,500,000	1,000.00	3.88	Actual/Actual	12/03/2029	10	---	12/03	3.88	1	GGB-FXD-120329-10Y-3.875-1.000	---	---	---	---	---	---	100.0000	B	15/10/2019
3,192,362	1,000.00	0.00	Actual/Actual	12/02/2026	5	---	12/02	0.00	1	GGB-FXD-120226-05Y-0.000-1.000	---	---	---	---	---	---	---	---	---
2,100,000	1,000.00	3.55	Actual/Actual	20/03/2026	7	---	20/03	3.55	1	GGB-FXD-200326-07Y-3.550-1.000	---	---	---	---	---	---	---	---	---
5,500,000	1,000.00	1.50	Actual/Actual	18/06/2030	10	---	18/06	1.50	1	GGB-FXD-180630-10Y-1.500-1.000	---	---	---	---	---	---	---	---	---
5,500,000	1,000.00	4.38	Actual/Actual	18/07/2038	15	---	18/07	4.38	1	GGB-FXD-180738-15Y-4.375-1.000	---	---	---	---	---	---	---	---	---
40,000	1,000.00	3.91	FLR Actual/360	18/09/2025	1	---	18/09 - 18/03	---	1	GGB-FLT-180925-01Y-3.915-1.000	---	---	---	---	---	---	---	---	---
5,364,250	1,000.00	3.25	Actual/Actual	20/03/2050	30	---	20/03	3.25	1	GGB-FXD-200350-30Y-3.250-1.000	---	---	---	---	---	---	---	---	---
4,250,000	1,000.00	3.63	Actual/Actual	15/06/2035	10	---	15/06	3.63	1	GGB-FXD-150635-10Y-3.625-1000.00	---	---	---	---	---	---	---	---	---

Government Bonds Notes

Transactions Volume = (Pieces) * (Nominal Price). Transactions Value = (Pieces) * (Nominal Price) * (price %) + (Accrued interest).

The Value of current coupon for the issues with NV 0.01 euro refers to NV 100 euros

FLR: Floating Interest Rate.

[1] - The Expiration Date of the interest bearing period and the Date for coupon payment.

Government Bonds

Number Listed Bonds	Nominal price	Today's Rate	Accrued Interest Calc	Exp. Date [1]	Duration (years)	Note	Coupons Date	Curr. coupon value	Trading Unit	Government Bonds	Price min	Price max	Closing price	Previous closing price/date	Volume	Transactions Value	Price	Last order Buy / Sell	Date
3,924,361	1,000.00	2.00	Actual/Actual	22/04/2027	7	---	22/04	2.00	1	GGB-FXD-220427-07Y-2.000-1.000	---	---	---	---	---	---	99.9000	B	22/04/2020
2,298,012	1,000.00	1.88	Actual/Actual	23/07/2026	7	---	23/07	1.88	1	GGB-FXD-230726-07Y-1.875-1.000	---	---	---	---	---	---	---	---	---
4,900,000	1,000.00	4.25	Actual/Actual	15/06/2033	10	---	15/06	4.25	1	GGB-FXD-150633-10Y-4.250-1.000	---	---	---	---	---	---	---	---	---
3,500,000	1,000.00	1.88	Actual/Actual	24/01/2052	30	---	24/01	1.88	1	GGB-FXD-240152-30Y-1.875-1.000	---	---	---	---	---	---	---	---	---
3,700,000	1,000.00	1.75	Actual/Actual	18/06/2032	10	---	18/06	1.75	1	GGB-FXD-180632-10Y-1.750-1.000	---	---	---	---	---	---	---	---	---
2,200,000	1,000.00	1.13	FLR Actual/360	15/12/2027	5	---	- 15/12 - 15/03 -	---	1	GGB-FLT-151227-05Y-1.130-1.000	---	---	---	---	---	---	102.1600	B	30/12/2022

Government Bonds Notes

Transactions Volume = (Pieces) * (Nominal Price). Transactions Value = (Pieces) * (Nominal Price) * (price %) + (Accrued interest).

The Value of current coupon for the issues with NV 0.01 euro refers to NV 100 euros

FLR: Floating Interest Rate.

[1] - The Expiration Date of the interest bearing period and the Date for coupon payment.

Treasury Bills & Zero Coupon Government Bonds

Issue Date	13-Week Maturity									26-Week Maturity									52-Week Maturity								
	Exp. Date	Initial Rate	Num Listed Bonds	Nominal price	Issue price	Last Trade Price	Last Trade Date	Volume Traded	Note	Exp. Date	Initial Rate	Num Listed Bonds	Nominal price	Issue price	Last Trade Price	Last Trade Date	Volume Traded	Note	Exp. Date	Initial Rate	Num Listed Bonds	Nominal price	Issue price	Last Trade Price	Last Trade Date	Volume Traded	Note
07/06/2024	---	---	---	---	---	---	---	---	---	---	---	---	---	---	---	---	---	---	06/06/2025	3.34	600,000	1,000.00	967.30	---	---	---	---
06/09/2024	---	---	---	---	---	---	---	---	---	---	---	---	---	---	---	---	---	---	05/09/2025	2.82	600,000	1,000.00	972.28	---	---	---	---
06/12/2024	---	---	---	---	---	---	---	---	---	---	---	---	---	---	---	---	---	---	05/12/2025	2.27	600,000	1,000.00	977.58	---	---	---	---
07/03/2025	---	---	---	---	---	---	---	---	---	---	---	---	---	---	---	---	---	---	06/03/2026	2.15	600,000	1,000.00	978.76	---	---	---	---

Bonds in Circulation	Currency / Min nominal traded Value	Coupons Payment Date	Current Coupon Value	Note	Coupon	Trading Unit	Issue Date	Duration (years)	Today's Interest	A.I.C in days	Bonds	Last price of previous days		Last Outcry in Cash (euro)			Trades in Pieces	Life min	Life Max
												Price	Buy / Sell	Date	Price	Buy / Sell			
Corporate Bonds in Foreign Currency and Euro																			
103,746	GBP / 10	01/12	0.25	---	66	1	01/12/1930	98	2.5	360	National Mortgage Bank	2.27	05/02/1996	2.27	S	05/02/1996	---	2.27	2.27
0	GBP / 10	01/12	0.25	---	68	1	01/12/1928	100	2.5	360	National Mortgage Bank	---	---	---	---	---	---	---	---

Government Bonds Notes

A.I.C: Accrued Interest Calculation base.

FLR: Floating Interest Rate.

The minimum tradeable Nominal Value for all Demeterialised Government Titles is 100 Euros.

(μτφρ-0)

Athex & ATHEXClear Members List

Member Name				Stock Market			Derivatives Market		ATHEXClear Member	
	Address	Phone	Fax	Market Member	Remote Member	Market Maker	Proprietary	Market Maker	General Clearing	Direct Clearing
A. SARRIS SECURITIES S.A.				a						
6, ΔΡΑΓΑΤΣΑΝΙΟΥ 6 ΑΘΗΝΑ	2103367700									
ΑΕΟΝIC SECURITIES C.I.F. P.L.C.				a						
, ΛΑΪΟΥ 6, ΓΡ. 301B, ANNA COURT	35725337600									
ALPHA BANK S.A.									a	
, ΣΤΑΔΙΟΥ 40 ΑΘΗΝΑ	2103260000									
ALPHA FINANCE INVESTMENT SERVICES SINGLE MEMBER SA				a		a	a	a		a
5, ΠΑΝΕΠΙΣΤΗΜΙΟΥ 45 ΑΘΗΝΑ	2103677538									
ARGUS STOCKBROKERS LTD				a	a		a			
25, 25 ΛΕΩΦΟΡΟΣ ΔΗΜΟΣΘΕΝΗ ΣΕΒΕΡΗ	0035722717000									
ATHLOS CAPITAL INVESTMENT SERVICES LTD				a	a					
, 17 STASINOU AVENUE, BEDIZIA TOWER, 6TH & 7TH FL.	35722110777									
ATLANTIC SECURITIES LTD				a	a					
37, ΠΡΟΔΡΟΜΟΥ 37	0035722445400									
AXON SECURITIES S.A.				a			a			
48, ΣΤΑΔΙΟΥ 48 ΑΘΗΝΑ	2103363800									
BETA SECURITIES S.A.				a		a	a			a
29, ΑΛΕΞΑΝΔΡΑΣ 29 ΑΘΗΝΑ	210 6478900									
BNP PARIBAS S.A.									a	
, ΛΑΜΨΑΚΟΥ 2 ΑΘΗΝΑ	2107468525									
BOFA SECURITIES EUROPE SA				a	a					
, 51 RUE LA BOËTIE	+33 153655555									
CITIGROUP GLOBAL MARKETS EUROPE AG				a	a					
16, REUTERWEG 16	+49 691366-0									
CITIGROUP GLOBAL MARKETS LIMITED				a						
1, 33 CANADA SQUARE -CANARY WHARF	+44 02079864000									
CREDIT SUISSE BANK (EUROPE), S.A.				a						
, CALLE AYALA 42, 3A PLANTA-B MADRID	+34917916000									
CREDIT SUISSE SECURITIES (EUROPE) LIMITED				a						
1, ONE CABOT SQUARE LONDON	+44 2078888888									
CYCLOS SECURITIES S.A.				a			a			
39, ΧΑΡΙΛΑΟΥ ΤΡΙΚΟΥΠΗ 6-8-10 ΑΘΗΝΑ	2103364300									
DEUTSCHE BANK S.A.					a					
1, GREAT WINCHESTER STREET LONDON	+44 20 754 54209	00441133361437								
EUROBANK EQUITIES INVESTMENT FIRM SINGLE MEMBER SA				a		a	a	a		a
, ΦΙΛΕΛΛΗΝΩΝ 10 & ΞΕΝΟΦΩΝΤΟΣ 13 ΑΘΗΝΑ	2103720425									
EUROBANK S.A.									a	
, ΟΘΩΝΟΣ 8 ΑΘΗΝΑ	2144043907									
EUROCORP INVESTMENT SERVICES S.A.				a			a			a
14, ΠΛ.ΦΙΛΙΚΗΣ ΕΤΑΙΡΕΙΑΣ 14 ΑΘΗΝΑ	2107263600									
EUOTRUST INVESTMENT FIRM SA				a			a			
113, ΣΕΒΑΣΤΟΥΠΟΛΕΩΣ 113 ΑΘΗΝΑ	2103363100									
EUROXX SECURITIES S.A.				a		a	a	a		a
7, ΠΑΛΕΟΛΟΓΟΥ ΧΑΛΑΝΔΡΙ	+30 2106879400	210-6879401								
7, ΠΑΛΑΙΟΛΟΓΟΥ ΧΑΛΑΝΔΡΙ	(210)-6879400	(210)-6879401								
FREEDOM FINANCE EUROPE LTD				a	a					
, ΧΡΙΣΤΑΚΗ ΚΡΑΝΟΥ 20	035725257786									
G. A. PERVANAS SECURITIES- INVESTMENT SERVICES S.A.				a						
7-9, ΣΟΦΟΚΛΕΟΥΣ 7-9 ΑΘΗΝΑ	2103727200									
GLOBAL CAPITAL SECURITIES & FINANCIAL SERVICES LTD				a	a					
50, ΛΑΡΧΙΕΠΙΣΚΟΠΟΥ ΜΑΚΑΡΙΟΥ Γ50	0035722710710									
GREENPOST TRADING EUROPE LTD				a	a					
, ΚΙΜΩΝΟΣ 3, ACROPOLIS MANSIONS, 2ND FLOOR, FLAT/OFFICE 202	035722521389									
HELLENIC AMERICAN SECURITIES S.A.				a		a	a			a
27, ΑΝΔΡΕΑ ΠΑΠΑΝΔΡΕΟΥ 27 ΜΑΡΟΥΣΙ	2103311100									
HELLENIC BANK (INVESTMENTS) LTD					a					
, ΑΥΞ.ΚΥΡΙΑΚΟΥ ΜΑΤΣΙ 31 - PO BOX 24747 NICOSIA	+357 22500100	357 22500110								
HSBC CONTINENTAL EUROPE									a	
109-111, Α.ΜΕΣΟΓΕΙΩΝ 109-111	2106960000									
INDEX SECURITIES S.A.				a						
6, ΔΡΑΓΑΤΣΑΝΙΟΥ 6 ΑΘΗΝΑ	2103213920									
J. CHR. MAVRIKIS SECURITIES S.A.				a						
5, ΣΟΦΟΚΛΕΟΥΣ 5 ΑΘΗΝΑ	2103216730									

Athex & ATHEXClear Members List

Member Name				Stock Market			Derivatives Market		ATHEXClear Member	
	Address	Phone	Fax	Market Member	Remote Member	Market Maker	Proprietary	Market Maker	General Clearing	Direct Clearing
KAPPA SECURITIES S.A.				a			a			
15, ΒΑΛΑΩΡΙΤΟΥ 15 ΑΘΗΝΑ	2103678600									
KARAMANOF SECURITIES & INVESTMENT SERVICES S.A.				a						
2, ΠΛ.ΑΓ.ΘΕΟΔΩΡΩΝ 2 ΑΘΗΝΑ	2103212947									
LAIKI FINANCIAL SERVICES LTD					a					
26, AVE. VYRONOS NICOSIA	357 22367367	357 22718567								
LEON DEPOLAS SECURITIES S.A.				a		a	a			
1, ΧΡΗΣΤΟΥ ΛΑΔΑ 1 ΑΘΗΝΑ	2103213276 -28									
MEGA EQUITY SECURITIES & FINANCIAL SERVICES PUBLIC LTD				a	a		a			
42-44, ΛΕΩΦ.ΓΡΙΒΑ ΔΙΓΕΝΗ 42-44	0035722711711									
MERIT SECURITIES S.A				a		a	a			a
5, ΣΟΦΟΚΛΕΟΥΣ 5 ΑΘΗΝΑ	2141008814									
MERRILL LYNCH INTERNATIONAL				a						
2, 2 KING EDWARD STREET LONDON	+44 20276281000									
N. CHRYSOCHOIDIS STOCK BROKERAGE I.S.S.A.				a			a			a
7-9, ΣΟΦΟΚΛΕΟΥΣ 7-9 ΑΘΗΝΑ	2103213913									
NATIONAL BANK OF GREECE S.A.				a		a	a		a	
86, ΑΙΟΛΟΥ ΣΤΡ. ΑΘΗΝΑ	(210)-3341000	(210)-3228187								
68, ΑΚΑΔΙΜΙΑΣ ΣΤΡ. ΑΘΗΝΑ	(210)-3328817	(210)-3328678								
NATIONAL SECURITIES SINGLE MEMBER SA				a		a	a	a		
66, ΛΕΩΦΟΡΟΣ ΑΘΗΝΩΝ 128-132 & ΙΦΙΓΕΝΙΑΣ ΑΘΗΝΑ	2103328784									
NUNTIUS BROKERAGE AND INVESTMENT SERVICES SINGLE MEMBER S.A.				a			a			
6, ΔΡΑΓΑΤΣΑΝΙΟΥ 6 ΑΘΗΝΑ	2103350599									
ONE PLUS CAPITAL LIMITED				a	a					
, 75 PRODROMOU AVENUE NICOSIA 1307	35722873760									
OPTIMA BANK S.A.				a		a	a	a	a	
, ΑΙΓΙΑΛΕΙΑΣ 32 & ΠΑΡΑΔΕΙΣΟΥ ΜΑΡΟΥΣΙ	210 8173000									
PANCRETA BANK S.A									a	
, ΙΚΑΡΟΥ 5	2810338746									
PANTELAKIS SECURITIES S.A.				a		a	a	a		
57, ΕΘΝΙΚΗΣ ΑΝΤΙΣΤΑΣΕΩΣ 57, ΚΤΙΠΙΟ Β CHALANDRI	2106965000									
PIRAEUS BANK S.A.				a			a		a	
, ΑΜΕΡΙΚΗΣ 4 ΑΘΗΝΑ	2103335000									
PIRAEUS SECURITIES S. A.				a		a	a	a		a
10, ΣΤΑΔΙΟΥ 10 ΑΘΗΝΑ	2103354100									
PROCHOICE SECURITIES LTD				a	a					
57, ΛΕΩΦ.ΣΠΥΡΟΥ ΚΥΠΡΙΑΝΟΥ 57, ΑΚΙΝΗΤΑ Φ	035724661192									
SHARELINK SECURITIES & FINANCIAL SERVICES LTD				a			a			
6, HOUSE-ΘΕΟΤΟΚΗ 6 ΜΕΓΑΡΟ ΕΛΜΗΝΑ	+357 22554200									
SOCIETE GENERALE S.A.				a	a		a			
, 17 COURS VALMY, CEDEX	+157290504									
SOLIDUS SECURITIES S.A				a			a			a
64, ΛΟΥΙΖΗΣ ΠΙΑΝΚΟΥΡ 64 ΑΘΗΝΑ	2106900605									
ST. EM. LAVRENTAKIS SECURITIES S.A.				a						
7-9, ΣΟΦΟΚΛΕΟΥΣ 7-9 ΑΘΗΝΑ	2103213336									
THE CYPRUS INVESTMENT & SECURITIES CORPORATION LTD				a	a					
154, 1 AG. PROKOPIΟΥ & POSIDONOS 1ST FLOOR	0035722121700									
UBS EUROPE SE				a	a					
, OPERNTURM, BOCKENHEIMER LANDSTRASSE 2-4	496921790									
UBS LIMITED					a					
1, FINSBURY AVENUE LONDON	+44 2075687135									
VIGOR FINANCE INVESTMENT SERVICES S.A.				a		a	a	a		
, ΨΥΧΑΡΗ 14 Ν. ΨΥΧΙΚΟ	2106718400									

Underlying Asset				Derivatives Market													
Price max	Price min	Closing price	change	Delivery Month	Open price	Price max	Price min	Last price	Closing price	Last Bid	Last Ask	Fixing price*	Life high	Life low	Trades	Volume	Open Interest
FTSE/Athex Large Cap				(Trade Unit: 1 Index Point x 2E, Cash Settlement)													
4,081.17	3,755.66	3,886.37	3.48%	April 2025	4,022.00	4,075.00	3,850.00	3,869.75	3,869.75	---	---	---	4,341.50	---	393	2,101	5,948
				May 2025	3,990.00	3,992.25	3,852.50	3,852.50	3,852.50	---	---	---	4,312.00	---	104	361	497
				June 2025	---	---	---	---	3,688.50	---	---	---	4,300.00	---	---	---	2
				September 2025	---	---	---	---	3,789.75	---	---	---	---	---	---	---	---
				December 2025	---	---	---	---	3,808.75	---	---	---	---	---	---	---	---
				March 2026	---	---	---	---	3,827.75	---	---	---	---	---	---	---	---
FTSE/Athex Banks				(Trade Unit: 1 Index Point x 15E, Cash Settlement)													
1,547.27	1,395.66	1,436.44	2.92%	June 2025	1,498.00	1,498.00	1,400.00	1,400.00	1,400.00	---	---	---	1,699.50	---	35	292	1,605
				September 2025	---	---	---	---	1,408.25	---	---	---	---	---	---	---	---
				December 2025	---	---	---	---	1,415.25	---	---	---	---	---	---	---	---
				March 2026	---	---	---	---	1,422.50	---	---	---	---	---	---	---	---
MSCI GREECE REBASED				(Trade Unit: 1 Index Point x 2E, Cash Settlement)													
6,453.85	5,924.70	6,115.94	3.23%	April 2025	---	---	---	---	5,916.50	---	---	---	6,934.75	---	---	---	---
				May 2025	---	---	---	---	5,851.50	---	---	---	6,874.75	---	---	---	---
				June 2025	---	---	---	---	5,793.50	---	---	---	6,824.75	---	---	---	---
				July 2025	---	---	---	---	5,773.50	---	---	---	6,804.75	---	---	---	---
				August 2025	---	---	---	---	5,966.75	---	---	---	---	---	---	---	---
				September 2025	---	---	---	---	5,978.25	---	---	---	---	---	---	---	---
				December 2025	---	---	---	---	6,008.25	---	---	---	---	---	---	---	---
				March 2026	---	---	---	---	6,038.25	---	---	---	---	---	---	---	---

Derivatives notes - <https://www.athexgroup.gr/en/market-data/statistics/eod-closing-prices/>

Fixing prices and final open positions can be retrieved from the following path <http://www.athexgroup.gr/en/market-data/statistics/eod-closing-prices>

Underlying Asset				Derivatives Market													
Price max	Price min	Closing price	change	Delivery Month	Open price	Price max	Price min	Last price	Closing price	Last Bid	Last Ask	Fixing price*	Life high	Life low	Trades	Volume	Open Interest
ADMIE (IPTO) HOLDING S.A. (CR)				(Contract Size: 100 Securities, Physical Delivery)													
2.94	2.755	2.785	1.83%	June 2025	2.96	2.96	2.76	2.76	2.76	---	---	---	3.19	---	25	228	17,221
				September 2025	---	---	---	---	2.76	---	---	---	---	---	---	---	---
				December 2025	---	---	---	---	2.77	---	---	---	---	---	---	---	---
				March 2026	---	---	---	---	2.79	---	---	---	---	---	---	---	---
AEGEAN AIRLINES (CR)				(Contract Size: 100 Securities, Physical Delivery)													
11.9	11.4	11.5	2.86%	June 2025	11.20	11.20	10.61	10.61	10.61	---	---	---	11.87	---	38	127	2,165
				September 2025	---	---	---	---	10.47	---	---	---	10.51	---	---	---	50
				December 2025	---	---	---	---	11.34	---	---	---	---	---	---	---	---
				March 2026	---	---	---	---	11.39	---	---	---	---	---	---	---	---
AKTOR S.A. HOLDING CO. (CR)				(Contract Size: 100 Securities, Physical Delivery)													
4.88	4.665	4.74	5.80%	June 2025	4.78	4.89	4.68	4.70	4.70	---	---	---	5.53	---	11	100	13,490
				September 2025	---	---	---	---	4.52	---	---	---	---	---	---	---	---
				December 2025	---	---	---	---	4.54	---	---	---	---	---	---	---	---
				March 2026	---	---	---	---	4.57	---	---	---	---	---	---	---	---
ALPHA SERVICES HOLD (CR)				(Contract Size: 100 Securities, Physical Delivery)													
2.149	2.006	2.031	6.11%	June 2025	2.09	2.14	1.99	1.99	1.99	---	---	---	2.46	---	923	32,764	110,593
				September 2025	2.05	2.05	2.01	2.01	2.01	---	---	---	2.30	---	3	7	262
				December 2025	---	---	---	---	1.94	---	---	---	---	---	---	---	---
				March 2026	---	---	---	---	1.95	---	---	---	---	---	---	---	---
ATHENS INTL AIRPORT (CR)				(Contract Size: 100 Securities, Physical Delivery)													
9.295	9.055	9.1	2.42%	June 2025	8.38	8.43	8.29	8.36	8.36	---	---	---	8.86	---	10	37	395
				September 2025	---	---	---	---	7.97	---	---	---	8.36	---	---	---	90
				December 2025	---	---	---	---	9.01	---	---	---	---	---	---	---	---
				March 2026	---	---	---	---	9.06	---	---	---	---	---	---	---	---
AUTOHELLAS SA (CR)				(Contract Size: 100 Securities, Physical Delivery)													
12.08	11.22	11.34	-5.34%	June 2025	11.35	11.45	11.34	11.34	11.34	---	---	---	11.84	---	10	81	113
				September 2025	---	---	---	---	12.09	---	---	---	---	---	---	---	---
				December 2025	---	---	---	---	12.15	---	---	---	---	---	---	---	---
				March 2026	---	---	---	---	12.21	---	---	---	---	---	---	---	---
AVAX S.A. (CR)				(Contract Size: 100 Securities, Physical Delivery)													
2.02	1.922	1.948	7.03%	June 2025	1.96	2.00	1.94	1.94	1.94	---	---	---	2.30	---	37	340	2,682
				September 2025	---	---	---	---	1.84	---	---	---	---	---	---	---	---
				December 2025	---	---	---	---	1.85	---	---	---	---	---	---	---	---
				March 2026	---	---	---	---	1.85	---	---	---	---	---	---	---	---

Derivatives notes - <https://www.athexgroup.gr/en/market-data/statistics/eod-closing-prices/>

Fixing prices and final open positions can be retrieved from the following path <http://www.athexgroup.gr/en/market-data/statistics/eod-closing-prices>

Underlying Asset				Derivatives Market													
Price max	Price min	Closing price	change	Delivery Month	Open price	Price max	Price min	Last price	Closing price	Last Bid	Last Ask	Fixing price*	Life high	Life low	Trades	Volume	Open Interest
BANK OF CYPRUS (CR)				(Contract Size: 100 Securities, Physical Delivery)													
5.76	5.4	5.42	5.45%	June 2025	5.11	5.11	5.02	5.02	5.02	---	---	---	5.78	---	12	71	616
				September 2025	---	---	---	---	5.19	---	---	---	---	---	---	---	---
				December 2025	---	---	---	---	5.21	---	---	---	---	---	---	---	---
				March 2026	---	---	---	---	5.24	---	---	---	---	---	---	---	---
CC HBC AG (CR)				(Contract Size: 100 Securities, Physical Delivery)													
44	40.4	40.62	3.83%	June 2025	39.52	39.93	39.52	39.82	39.82	---	---	---	42.16	---	5	17	74
				September 2025	---	---	---	---	39.47	---	---	---	---	---	---	---	---
				December 2025	---	---	---	---	39.67	---	---	---	---	---	---	---	---
				March 2026	---	---	---	---	39.87	---	---	---	---	---	---	---	---
CENERGY HOLDINGS (CB)				(Contract Size: 100 Securities, Physical Delivery)													
8.71	8.15	8.19	3.93%	June 2025	8.44	8.73	8.21	8.44	8.44	---	---	---	9.70	---	97	460	6,858
				September 2025	---	---	---	---	7.89	---	---	---	9.50	---	---	---	1
				December 2025	---	---	---	---	7.99	---	---	---	---	---	---	---	---
				March 2026	---	---	---	---	8.03	---	---	---	---	---	---	---	---
ELLAKTOR (CR)				(Contract Size: 159 Securities, Physical Delivery)													
1.45	1.356	1.364	5.90%	June 2025	1.40	1.40	1.35	1.38	1.38	---	---	---	1.54	1.21	8	46	1,731
				September 2025	---	---	---	---	1.30	---	---	---	---	---	---	---	---
				December 2025	---	---	---	---	1.31	---	---	---	---	---	---	---	---
				March 2026	---	---	---	---	1.31	---	---	---	---	---	---	---	---
ELVALHALCOR (CR)				(Contract Size: 100 Securities, Physical Delivery)													
1.93	1.84	1.84	4.90%	June 2025	1.90	1.91	1.80	1.80	1.80	---	---	---	2.28	---	68	343	3,307
				September 2025	---	---	---	---	1.77	---	---	---	---	---	---	---	---
				December 2025	---	---	---	---	1.78	---	---	---	---	---	---	---	---
				March 2026	---	---	---	---	1.79	---	---	---	---	---	---	---	---
EUROBANK HOLDINGS (CR)				(Contract Size: 100 Securities, Physical Delivery)													
2.47	2.216	2.232	1.59%	June 2025	2.32	2.36	2.13	2.13	2.13	---	---	---	2.65	---	328	7,640	22,336
				September 2025	2.22	2.22	2.22	2.22	2.22	---	---	---	2.22	---	1	1	---
				December 2025	---	---	---	---	2.23	---	---	---	---	---	---	---	---
				March 2026	---	---	---	---	2.24	---	---	---	---	---	---	---	---
EYDAP S.A. (CR)				(Contract Size: 100 Securities, Physical Delivery)													
5.75	5.57	5.69	2.15%	June 2025	5.70	5.70	5.61	5.70	5.70	---	---	---	6.08	---	15	63	5,683
				September 2025	---	---	---	---	5.62	---	---	---	---	---	---	---	---
				December 2025	---	---	---	---	5.65	---	---	---	---	---	---	---	---
				March 2026	---	---	---	---	5.68	---	---	---	---	---	---	---	---

Derivatives notes - <https://www.athexgroup.gr/en/market-data/statistics/eod-closing-prices/>

Fixing prices and final open positions can be retrieved from the following path <http://www.athexgroup.gr/en/market-data/statistics/eod-closing-prices>

Underlying Asset				Derivatives Market													
Price max	Price min	Closing price	change	Delivery Month	Open price	Price max	Price min	Last price	Closing price	Last Bid	Last Ask	Fixing price*	Life high	Life low	Trades	Volume	Open Interest
FOURLIS (CR)				(Contract Size: 100 Securities, Physical Delivery)													
3.915	3.775	3.875	6.16%	June 2025	3.87	3.90	3.86	3.87	3.87	---	---	---	4.30	---	7	21	819
				September 2025	---	---	---	---	3.68	---	---	---	---	---	---	---	---
				December 2025	---	---	---	---	3.70	---	---	---	---	---	---	---	---
				March 2026	---	---	---	---	3.72	---	---	---	---	---	---	---	---
GEK TERNA (CR)				(Contract Size: 100 Securities, Physical Delivery)													
18.3	17.8	18	4.41%	June 2025	17.97	18.21	17.80	18.09	18.09	---	---	---	20.02	---	59	240	9,809
				September 2025	---	---	---	---	17.47	---	---	---	18.78	---	---	---	40
				December 2025	---	---	---	---	17.48	---	---	---	---	---	---	---	---
				March 2026	---	---	---	---	17.57	---	---	---	---	---	---	---	---
HELLENIC EXCHANGES-A.S.E. (CR)				(Contract Size: 100 Securities, Physical Delivery)													
5.17	5	5.06	6.53%	June 2025	4.97	5.14	4.97	5.08	5.08	---	---	---	5.87	---	44	552	2,232
				September 2025	---	---	---	---	4.62	---	---	---	5.56	---	---	---	1
				December 2025	---	---	---	---	4.82	---	---	---	---	---	---	---	---
				March 2026	---	---	---	---	4.84	---	---	---	---	---	---	---	---
HELLENIQ ENERGY (CR)				(Contract Size: 100 Securities, Physical Delivery)													
7.495	7.2	7.25	2.69%	June 2025	7.54	7.54	7.25	7.25	7.25	---	---	---	8.12	---	37	378	4,574
				September 2025	---	---	---	---	7.12	---	---	---	---	---	---	---	---
				December 2025	---	---	---	---	7.16	---	---	---	---	---	---	---	---
				March 2026	---	---	---	---	7.20	---	---	---	---	---	---	---	---
INTRACOM HOLDINGS (CR)				(Contract Size: 100 Securities, Physical Delivery)													
2.81	2.695	2.7	5.88%	June 2025	2.73	2.80	2.70	2.72	2.72	---	---	---	3.39	---	49	365	8,865
				September 2025	---	---	---	---	2.57	---	---	---	---	---	---	---	---
				December 2025	---	---	---	---	2.59	---	---	---	---	---	---	---	---
				March 2026	---	---	---	---	2.60	---	---	---	---	---	---	---	---
INTRALOT (CR)				(Contract Size: 100 Securities, Physical Delivery)													
1	0.966	0.987	7.28%	June 2025	1.01	1.02	0.980	0.990	0.990	---	---	---	1.02	---	42	6,780	57,710
				September 2025	---	---	---	---	0.928	---	---	---	---	---	---	---	---
				December 2025	---	---	---	---	0.933	---	---	---	---	---	---	---	---
				March 2026	---	---	---	---	0.938	---	---	---	---	---	---	---	---
JUMBO SA (CR)				(Contract Size: 100 Securities, Physical Delivery)													
24.96	24.12	24.6	4.06%	June 2025	25.10	25.10	24.20	24.30	24.30	---	---	---	27.10	---	11	19	525
				September 2025	---	---	---	---	23.85	---	---	---	---	---	---	---	---
				December 2025	---	---	---	---	23.97	---	---	---	---	---	---	---	---
				March 2026	---	---	---	---	24.09	---	---	---	---	---	---	---	---

Derivatives notes - <https://www.athexgroup.gr/en/market-data/statistics/eod-closing-prices/>

Fixing prices and final open positions can be retrieved from the following path <http://www.athexgroup.gr/en/market-data/statistics/eod-closing-prices>

Underlying Asset				Derivatives Market													
Price max	Price min	Closing price	change	Delivery Month	Open price	Price max	Price min	Last price	Closing price	Last Bid	Last Ask	Fixing price*	Life high	Life low	Trades	Volume	Open Interest
LAMDA DEVELOPMENT SA (CR)				(Contract Size: 100 Securities, Physical Delivery)													
6.38	6.02	6.18	3.34%	June 2025	6.43	6.43	6.06	6.15	6.15	---	---	---	6.95	---	49	219	7,303
				September 2025	---	---	---	---	6.03	---	---	---	---	---	---	---	---
				December 2025	---	---	---	---	6.06	---	---	---	---	---	---	---	---
				March 2026	---	---	---	---	6.09	---	---	---	---	---	---	---	---
METLEN ENERGY & METALS (CR)				(Contract Size: 100 Securities, Physical Delivery)													
40.36	38.9	38.9	5.19%	June 2025	39.40	40.10	39.03	39.03	39.03	---	---	---	43.50	---	152	455	4,946
				September 2025	39.00	39.00	39.00	39.00	39.00	---	---	---	42.36	---	2	10	52
				December 2025	---	---	---	---	37.50	---	---	---	---	---	---	---	---
				March 2026	---	---	---	---	37.69	---	---	---	---	---	---	---	---
MIG (CR)				(Contract Size: 100 Securities, Physical Delivery)													
2.43	2.33	2.34	1.30%	June 2025	---	---	---	---	2.30	---	---	---	2.89	---	---	---	270
				September 2025	---	---	---	---	2.33	---	---	---	---	---	---	---	---
				December 2025	---	---	---	---	2.34	---	---	---	---	---	---	---	---
				March 2026	---	---	---	---	2.35	---	---	---	---	---	---	---	---
MOTOR OIL (CR)				(Contract Size: 100 Securities, Physical Delivery)													
20.88	19.95	20.18	2.70%	June 2025	20.65	20.66	19.95	20.20	20.20	---	---	---	23.11	---	30	173	5,516
				September 2025	---	---	---	---	19.40	---	---	---	19.80	---	---	---	20
				December 2025	---	---	---	---	19.93	---	---	---	---	---	---	---	---
				March 2026	---	---	---	---	20.03	---	---	---	---	---	---	---	---
NATIONAL BANK (CR)				(Contract Size: 100 Securities, Physical Delivery)													
9.26	8.5	8.5	1.89%	June 2025	8.60	8.81	8.09	8.11	8.11	---	---	---	9.86	---	372	2,620	14,254
				September 2025	---	---	---	---	8.40	---	---	---	8.91	---	---	---	---
				December 2025	---	---	---	---	8.46	---	---	---	---	---	---	---	---
				March 2026	---	---	---	---	8.50	---	---	---	---	---	---	---	---
OPAP (CR)				(Contract Size: 100 Securities, Physical Delivery)													
18.42	18	18.3	2.98%	June 2025	18.10	18.10	17.40	17.50	17.50	---	---	---	18.10	---	5	14	665
				September 2025	---	---	---	---	17.93	---	---	---	---	---	---	---	---
				December 2025	---	---	---	---	18.02	---	---	---	---	---	---	---	---
				March 2026	---	---	---	---	18.11	---	---	---	---	---	---	---	---
OPTIMA BANK (CR)				(Contract Size: 100 Securities, Physical Delivery)													
15.5	14.04	14.6	4.29%	June 2025	15.30	15.30	13.38	14.30	14.30	---	---	---	15.94	---	10	28	81
				September 2025	---	---	---	---	14.13	---	---	---	---	---	---	---	---
				December 2025	---	---	---	---	14.20	---	---	---	---	---	---	---	---
				March 2026	---	---	---	---	14.27	---	---	---	---	---	---	---	---

Derivatives notes - <https://www.athexgroup.gr/en/market-data/statistics/eod-closing-prices/>

Fixing prices and final open positions can be retrieved from the following path <http://www.athexgroup.gr/en/market-data/statistics/eod-closing-prices>

Underlying Asset				Derivatives Market													
Price max	Price min	Closing price	change	Delivery Month	Open price	Price max	Price min	Last price	Closing price	Last Bid	Last Ask	Fixing price*	Life high	Life low	Trades	Volume	Open Interest
OTE (CR)				(Contract Size: 100 Securities, Physical Delivery)													
15.56	15.09	15.12	1.68%	June 2025	15.50	15.68	15.30	15.30	15.30	---	---	---	15.93	---	32	175	3,060
				September 2025	---	---	---	---	15.00	---	---	---	---	---	---	---	---
				December 2025	---	---	---	---	15.08	---	---	---	---	---	---	---	---
				March 2026	---	---	---	---	15.16	---	---	---	---	---	---	---	---
P.P.A. S.A. (CR)				(Contract Size: 100 Securities, Physical Delivery)													
39	36.8	37.9	3.69%	June 2025	---	---	---	---	36.62	---	---	---	39.32	---	---	---	107
				September 2025	---	---	---	---	36.88	---	---	---	---	---	---	---	---
				December 2025	---	---	---	---	37.07	---	---	---	---	---	---	---	---
				March 2026	---	---	---	---	37.25	---	---	---	---	---	---	---	---
PIRAEUS FINANCIAL HOLD (CR)				(Contract Size: 100 Securities, Physical Delivery)													
4.88	4.5	4.5	3.02%	June 2025	4.91	4.96	4.50	4.50	4.50	---	---	---	5.57	---	914	19,095	52,995
				September 2025	---	---	---	---	4.31	---	---	---	5.10	---	---	---	170
				December 2025	---	---	---	---	4.43	---	---	---	---	---	---	---	---
				March 2026	---	---	---	---	4.45	---	---	---	---	---	---	---	---
PPC (CR)				(Contract Size: 100 Securities, Physical Delivery)													
13.3	12.7	12.85	4.13%	June 2025	12.99	13.36	12.75	12.87	12.87	---	---	---	14.61	---	175	1,239	22,218
				September 2025	---	---	---	---	12.19	---	---	---	13.25	---	---	---	160
				December 2025	---	---	---	---	12.51	---	---	---	---	---	---	---	---
				March 2026	---	---	---	---	12.58	---	---	---	---	---	---	---	---
QUEST HOLDINGS (CR)				(Contract Size: 100 Securities, Physical Delivery)													
6.04	5.76	6	7.14%	June 2025	---	---	---	---	5.57	---	---	---	6.35	---	---	---	171
				September 2025	---	---	---	---	5.65	---	---	---	---	---	---	---	---
				December 2025	---	---	---	---	5.68	---	---	---	---	---	---	---	---
				March 2026	---	---	---	---	5.71	---	---	---	---	---	---	---	---
TITAN CEMENT (CB)				(Contract Size: 100 Securities, Physical Delivery)													
40	38	38.5	4.48%	June 2025	39.50	39.50	38.37	38.37	38.37	---	---	---	43.60	---	13	23	317
				September 2025	---	---	---	---	37.18	---	---	---	---	---	---	---	---
				December 2025	---	---	---	---	37.37	---	---	---	---	---	---	---	---
				March 2026	---	---	---	---	37.56	---	---	---	---	---	---	---	---
VIOHALCO SA/NV (CB)				(Contract Size: 100 Securities, Physical Delivery)													
5.21	4.95	4.96	5.31%	June 2025	5.07	5.20	4.97	4.98	4.98	---	---	---	6.29	---	52	165	5,238
				September 2025	---	---	---	---	4.71	---	---	---	6.21	---	---	---	153
				December 2025	---	---	---	---	4.78	---	---	---	---	---	---	---	---
				March 2026	---	---	---	---	4.80	---	---	---	---	---	---	---	---

Derivatives notes - <https://www.athexgroup.gr/en/market-data/statistics/eod-closing-prices/>

Fixing prices and final open positions can be retrieved from the following path <http://www.athexgroup.gr/en/market-data/statistics/eod-closing-prices>

FTSE/Athex Large Cap

(Trade Unit: 1 Index Point x 2€ - Exercise Style: European, Cash Settlement)

Exercise Price	Call Options														Put Options																					
	April 2025							May 2025							Other Months		April 2025							May 2025							Other Months		Exercise Price			
	Open price	Price max	Price min	Last price	Closing price	Volume	Open Interest	Open price	Price max	Price min	Last price	Closing price	Volume	Open Interest	Volume	Open Interest	Open price	Price max	Price min	Last price	Closing price	Volume	Open Interest	Open price	Price max	Price min	Last price	Closing price	Volume	Open Interest	Volume	Open Interest				
3,000	-	-	-	-	-	-	-	-	-	-	-	-	-	-	-	-	-	-	-	-	-	-	-	-	-	-	-	-	-	-	-	3,000				
3,050	-	-	-	-	-	-	-	-	-	-	-	-	-	-	-	-	-	-	-	-	-	-	-	-	-	-	-	-	-	-	-	3,050				
3,100	-	-	-	-	-	-	-	-	-	-	-	-	-	-	-	-	-	-	-	-	-	-	-	-	-	-	-	-	-	-	-	3,100				
3,150	-	-	-	-	-	-	-	-	-	-	-	-	-	-	-	-	-	-	-	-	-	-	-	-	-	-	-	-	-	-	-	3,150				
3,200	-	-	-	-	-	-	-	-	-	-	-	-	-	-	-	-	-	-	-	-	-	-	-	-	-	-	-	-	-	-	-	3,200				
3,250	-	-	-	-	-	-	-	-	-	-	-	-	-	-	-	-	-	-	-	-	-	-	-	-	-	-	-	-	-	-	-	3,250				
3,300	-	-	-	-	-	-	-	-	-	-	-	-	-	-	-	-	-	-	-	-	-	-	-	-	-	-	-	-	-	-	-	3,300				
3,350	0.00	0.00	0.00	-	388.00	-	-	0.00	0.00	0.00	-	386.00	-	-	-	0.00	0.00	0.00	-	21.75	-	-	0.00	0.00	0.00	-	21.75	-	-	-	3,350					
3,400	0.00	0.00	0.00	-	339.00	-	-	0.00	0.00	0.00	-	345.00	-	-	-	0.00	0.00	0.00	-	29.75	-	-	0.00	0.00	0.00	-	29.75	-	-	-	3,400					
3,450	0.00	0.00	0.00	-	291.00	-	-	0.00	0.00	0.00	-	305.00	-	-	-	0.00	0.00	0.00	-	40.00	-	-	0.00	0.00	0.00	-	40.00	-	-	-	3,450					
3,500	0.00	0.00	0.00	-	245.00	-	-	0.00	0.00	0.00	-	267.00	-	-	-	0.00	0.00	0.00	-	52.50	-	-	0.00	0.00	0.00	-	52.50	-	-	-	3,500					
3,550	0.00	0.00	0.00	-	200.00	-	-	0.00	0.00	0.00	-	233.00	-	-	-	0.00	0.00	0.00	-	67.50	-	-	0.00	0.00	0.00	-	67.50	-	-	-	3,550					
3,600	0.00	0.00	0.00	-	159.00	-	1	0.00	0.00	0.00	-	200.00	-	-	-	0.00	0.00	0.00	-	85.00	-	-	0.00	0.00	0.00	-	85.00	-	-	-	3,600					
3,650	0.00	0.00	0.00	-	123.00	-	-	0.00	0.00	0.00	-	171.00	-	22	-	0.00	0.00	0.00	-	35.00	-	88	70.00	70.00	56.00	56.00	56.00	5	30	-	3,650					
3,700	0.00	0.00	0.00	-	91.50	-	5	0.00	0.00	0.00	-	145.00	-	24	-	0.00	0.00	0.00	-	129.00	-	-	0.00	0.00	0.00	-	129.00	-	-	-	3,700					
3,750	0.00	0.00	0.00	-	65.50	-	1	0.00	0.00	0.00	-	121.00	-	2	-	0.00	0.00	0.00	-	156.00	-	20	0.00	0.00	0.00	-	156.00	-	20	-	3,750					
3,800	0.00	0.00	0.00	-	45.00	-	50	0.00	0.00	0.00	-	101.00	-	-	-	19.00	0.00	19.00	19.00	19.00	10	20	0.00	0.00	0.00	-	185.00	-	-	-	3,800					
3,850	0.00	0.00	0.00	-	29.50	-	-	0.00	0.00	0.00	-	82.50	-	20	-	0.00	0.00	0.00	-	217.00	-	-	0.00	0.00	0.00	-	217.00	-	-	-	3,850					
3,900	93.50	93.50	93.50	93.50	93.50	20	7	0.00	0.00	0.00	-	67.50	-	22	-	30.00	93.50	30.00	70.00	70.00	22	11	158.00	158.00	158.00	158.00	158.00	20	20	-	3,900					
3,950	0.00	0.00	0.00	-	11.25	-	20	120.00	120.00	120.00	120.00	120.00	20	-	-	0.00	0.00	0.00	-	223.00	-	63	157.00	187.00	157.00	187.00	187.00	40	20	-	3,950					
4,000	42.25	42.25	29.25	29.25	29.25	48	57	105.00	105.00	93.00	93.00	93.00	21	43	-	90.50	42.25	90.00	118.00	118.00	60	61	220.00	220.00	220.00	220.00	220.00	20	-	-	4,000					
4,100	0.00	0.00	0.00	-	1.90	-	41	0.00	0.00	0.00	-	26.75	-	4	-	0.00	0.00	0.00	-	410.00	-	15	0.00	0.00	0.00	-	410.00	-	15	-	4,100					
4,200	0.00	0.00	0.00	-	0.45	-	20	0.00	0.00	0.00	-	16.00	-	21	-	0.00	0.00	0.00	-	499.00	-	32	0.00	0.00	0.00	-	499.00	-	32	-	4,200					
4,300	0.00	0.00	0.00	-	0.09	-	145	0.00	0.00	0.00	-	9.10	-	131	-	0.00	0.00	0.00	-	592.00	-	25	0.00	0.00	0.00	-	592.00	-	25	-	4,300					
4,400	0.00	0.00	0.00	-	0.02	-	1	0.00	0.00	0.00	-	5.00	-	-	-	0.00	0.00	0.00	-	688.00	-	-	0.00	0.00	0.00	-	688.00	-	-	-	4,400					
4,500	0.00	0.00	0.00	-	0.06	-	-	0.00	0.00	0.00	-	2.70	-	-	-	0.00	0.00	0.00	-	786.00	-	-	0.00	0.00	0.00	-	786.00	-	-	-	4,500					
4,600	0.00	0.00	0.00	-	0.01	-	-	0.00	0.00	0.00	-	1.40	-	-	-	0.00	0.00	0.00	-	884.00	-	-	0.00	0.00	0.00	-	884.00	-	-	-	4,600					
4,700	0.00	0.00	0.00	-	0.02	-	-	0.00	0.00	0.00	-	0.70	-	-	-	0.00	0.00	0.00	-	983.00	-	-	0.00	0.00	0.00	-	983.00	-	-	-	4,700					
4,800	0.00	0.00	0.00	-	0.03	-	-	0.00	0.00	0.00	-	0.34	-	-	-	0.00	0.00	0.00	-	1,083.00	-	-	0.00	0.00	0.00	-	1,083.00	-	-	-	4,800					
Totals:						68	348						41	289	0	0							92	445							85	162	0	0		
Number of Trades:							9						3		0							8						7		0						

ALPHA SERVICES HOLD (CR)

(Contract Size: 100 Securities, Exercise Style: American, Physical Delivery)

Call Options														Put Options																		
April 2025							May 2025							Other Months		April 2025					May 2025					Other Months		Exercise Price				
Open price	Price max	Price min	Last price	Closing price	Volume	Open Interest	Open price	Price max	Price min	Last price	Closing price	Volume	Open Interest	Volume	Open Interest	Open price	Price max	Price min	Last price	Closing price	Volume	Open Interest	Open price	Price max	Price min	Last price	Closing price		Volume	Open Interest	Volume	Open Interest
0.950					-	-						-	-									-	-									0.010
1.000					-	-						-	-									-	-									0.010
1.100					-	-						-	-									-	-									0.011
1.200	0.000	0.000	0.000	0.711	-	-						-	-			0.000	0.000	0.000	0.001	-	-											0.012
1.300	0.000	0.000	0.000	0.611	-	-	0.000	0.000	0.000	0.613	-	-			0.000	0.000	0.000	0.001	-	-	0.000	0.000	0.000	0.000	0.000	0.001	-	-			0.013	
1.400	0.000	0.000	0.000	0.511	-	-	0.000	0.000	0.000	0.514	-	-			0.000	0.000	0.000	0.001	-	-	0.000	0.000	0.000	0.000	0.000	0.001	-	-			0.014	
1.500	0.000	0.000	0.000	0.411	-	-	0.000	0.000	0.000	0.417	-	-			0.000	0.000	0.000	0.001	-	-	0.000	0.000	0.000	0.000	0.000	0.003	-	-			0.015	
1.600	0.000	0.000	0.000	0.311	-	-	0.000	0.000	0.000	0.324	-	-			0.000	0.000	0.000	0.001	-	-	0.000	0.000	0.000	0.000	0.011	-	-			0.016		
1.700	0.000	0.000	0.000	0.216	-	-	0.000	0.000	0.000	0.240	-	-			0.000	0.000	0.000	0.005	-	-	0.000	0.000	0.000	0.000	0.026	-	-			0.017		
1.800	0.000	0.000	0.000	0.132	-	-	0.000	0.000	0.000	0.169	-	-			0.000	0.000	0.000	0.021	-	-	0.000	0.000	0.000	0.000	0.055	-	-			0.018		
1.900	0.000	0.000	0.000	0.068	-	-	0.000	0.000	0.000	0.111	-	-			0.000	0.000	0.000	0.057	-	-	0.000	0.000	0.000	0.000	0.098	-	-			0.019		
2.000	0.000	0.000	0.000	0.029	-	-	0.168	0.169	0.168	0.169	0.169	30	-		0.000	0.000	0.000	0.118	-	-	0.000	0.000	0.000	0.000	0.156	-	-			0.020		
2.200	0.000	0.000	0.000	0.003	-	10,000	0.101	0.118	0.101	0.118	0.118	100	-		0.000	0.000	0.000	0.292	-	-	0.213	0.213	0.213	0.213	0.213	10	0			0.022		
2.400	0.000	0.000	0.000	0.001	-	-	0.000	0.000	0.000	0.006	-	-			0.000	0.000	0.000	0.490	-	-	0.000	0.000	0.000	0.000	0.493	-	-			0.024		
2.600	0.000	0.000	0.000	0.001	-	-	0.000	0.000	0.000	0.001	-	-			0.000	0.000	0.000	0.690	-	-	0.000	0.000	0.000	0.000	0.690	-	-			0.026		
2.800	0.000	0.000	0.000	0.001	-	-	0.000	0.000	0.000	0.001	-	-			0.000	0.000	0.000	0.890	-	-	0.000	0.000	0.000	0.000	0.890	-	-			0.028		
3.000	0.000	0.000	0.000	0.001	-	-	0.000	0.000	0.000	0.001	-	-			0.000	0.000	0.000	1.09	-	-	0.000	0.000	0.000	0.000	1.09	-	-			0.030		
3.200	0.000	0.000	0.000	0.001	-	-	0.000	0.000	0.000	0.001	-	-			0.000	0.000	0.000	1.29	-	-	0.000	0.000	0.000	0.000	1.29	-	-			0.032		
3.400	0.000	0.000	0.000	0.001	-	-	0.000	0.000	0.000	0.001	-	-			0.000	0.000	0.000	1.49	-	-	0.000	0.000	0.000	0.000	1.49	-	-			0.034		
Totals:					0	10,000						130	0	0	0	0	0	0	0	0	0	0	0	0	0	0	0	0	0	0	0	0
Number of Trades:					0							13	0	0	0	0	0	0	0	0	0	0	0	0	0	0	0	0	0	0	0	0

NATIONAL BANK (CR)

(Contract Size: 100 Securities, Exercise Style: American, Physical Delivery)

Call Options															Put Options																	
Exercise Price	April 2025						May 2025						Other Months		April 2025					May 2025					Other Months		Exercise Price					
	Open price	Price max	Price min	Last price	Closing price	Volume	Open Interest	Open price	Price max	Price min	Last price	Closing price	Volume	Open Interest	Volume	Open Interest	Open price	Price max	Price min	Last price	Closing price	Volume	Open Interest	Open price	Price max	Price min		Last price	Closing price	Volume	Open Interest	Volume
4.800						-	-						-	-									-	-								0.048
5.200						-	-						-	-									-	-								0.052
5.600						-	-						-	-									-	-								0.056
6.000	0.000	0.000	0.000		2.34	-	-	0.000	0.000	0.000		2.35	-	-		0.000	0.000	0.000		0.001	-	-	0.000	0.000	0.000		0.001	-	-		0.060	
6.400	0.000	0.000	0.000		1.94	-	-	0.000	0.000	0.000		1.96	-	-		0.000	0.000	0.000		0.001	-	-	0.000	0.000	0.000		0.002	-	-		0.064	
6.800	0.000	0.000	0.000		1.54	-	-	0.000	0.000	0.000		1.56	-	-		0.000	0.000	0.000		0.001	-	-	0.000	0.000	0.000		0.011	-	-		0.068	
7.200	0.000	0.000	0.000		1.14	-	-	0.000	0.000	0.000		1.19	-	-		0.000	0.000	0.000		0.006	-	-	0.000	0.000	0.000		0.037	-	-		0.072	
7.600	0.000	0.000	0.000		0.752	-	-	0.000	0.000	0.000		0.853	-	-		0.000	0.000	0.000		0.008	-	-	0.000	0.000	0.000		0.098	-	-		0.076	
8.000	0.000	0.000	0.000		0.403	-	-	0.000	0.000	0.000		0.571	-	8		0.000	0.000	0.000		0.059	-	-	0.000	0.000	0.000		0.215	-	-		0.080	
8.400	0.000	0.000	0.000		0.159	-	-	0.000	0.000	0.000		0.353	-	-		0.000	0.000	0.000		0.216	-	-	0.000	0.000	0.000		0.397	-	-		0.084	
8.800	0.000	0.000	0.000		0.043	-	-	0.000	0.000	0.000		0.203	-	-		0.000	0.000	0.000		0.500	-	-	0.000	0.000	0.000		0.647	-	-		0.088	
9.200	0.000	0.000	0.000		0.008	-	-	0.000	0.000	0.000		0.106	-	520		0.000	0.000	0.000		0.865	-	-	0.000	0.000	0.000		0.951	-	-		0.092	
9.600	0.000	0.000	0.000		0.001	-	-	0.000	0.000	0.000		0.052	-	-		0.000	0.000	0.000		1.26	-	-	0.000	0.000	0.000		1.30	-	-		0.096	
10.000	0.000	0.000	0.000		0.001	-	-	0.000	0.000	0.000		0.024	-	-		0.000	0.000	0.000		1.66	-	2	0.000	0.000	0.000		1.67	-	-		0.100	
11.000	0.000	0.000	0.000		0.001	-	-	0.000	0.000	0.000		0.002	-	-		0.000	0.000	0.000		2.66	-	-	0.000	0.000	0.000		2.66	-	-		0.110	
12.000	0.000	0.000	0.000		0.001	-	-	0.000	0.000	0.000		0.001	-	-		0.000	0.000	0.000		3.66	-	-	0.000	0.000	0.000		3.66	-	-		0.120	
13.000	0.000	0.000	0.000		0.001	-	-	0.000	0.000	0.000		0.001	-	-		0.000	0.000	0.000		4.66	-	-	0.000	0.000	0.000		4.66	-	-		0.130	
14.000	0.000	0.000	0.000		0.001	-	-	0.000	0.000	0.000		0.001	-	-		0.000	0.000	0.000		5.66	-	-	0.000	0.000	0.000		5.66	-	-		0.140	
15.000	0.000	0.000	0.000		0.001	-	-	0.000	0.000	0.000		0.001	-	-		0.000	0.000	0.000		6.66	-	-	0.000	0.000	0.000		6.66	-	-		0.150	
Totals:						0	0					0	528	0	0					0	2					0	28	0	240			
Number of Trades:						0						0		0						0.00						0		0				

OPAP (CR)

(Contract Size: 100 Securities, Exercise Style: American, Physical Delivery)

Exercise Price	Call Options														Put Options																									
	April 2025						May 2025						Other Months		April 2025						May 2025						Other Months		Exercise Price											
	Open price	Price max	Price min	Last price	Closing price	Volume	Open Interest	Open price	Price max	Price min	Last price	Closing price	Volume	Open Interest	Volume	Open Interest	Open price	Price max	Price min	Last price	Closing price	Volume	Open Interest	Open price	Price max	Price min	Last price	Closing price		Volume	Open Interest	Volume	Open Interest							
9.600						-	-							-	-							-	-								-	-							-	-
10.000						-	-							-	-							-	-							-	-							-	-	0.100
11.000	0.000	0.000	0.000		6.77	-	-	0.000	0.000	0.000		6.79	-	-			0.000	0.000	0.000		0.001	-	-	0.000	0.000	0.000		0.001	-	-						0.110				
12.000	0.000	0.000	0.000		5.78	-	-	0.000	0.000	0.000		5.79	-	-			0.000	0.000	0.000		0.001	-	-	0.000	0.000	0.000		0.001	-	-						0.120				
13.000	0.000	0.000	0.000		4.78	-	-	0.000	0.000	0.000		4.80	-	-			0.000	0.000	0.000		0.001	-	-	0.000	0.000	0.000		0.003	-	-						0.130				
14.000	0.000	0.000	0.000		3.78	-	-	0.000	0.000	0.000		3.80	-	-			0.000	0.000	0.000		0.001	-	-	0.000	0.000	0.000		0.002	-	-						0.140				
15.000	0.000	0.000	0.000		2.78	-	-	0.000	0.000	0.000		2.82	-	-			0.000	0.000	0.000		0.003	-	-	0.000	0.000	0.000		0.019	-	-						0.150				
16.000	0.000	0.000	0.000		1.78	-	-	0.000	0.000	0.000		1.90	-	-			0.000	0.000	0.000		0.001	-	-	0.000	0.000	0.000		0.093	-	-						0.160				
17.000	0.000	0.000	0.000		0.818	-	-	0.000	0.000	0.000		1.12	-	5			0.000	0.000	0.000		0.040	-	-	0.000	0.000	0.000		0.319	-	-						0.170				
18.000	0.000	0.000	0.000		0.179	-	-	0.000	0.000	0.000		0.570	-	25			0.000	0.000	0.000		0.402	-	10	0.000	0.000	0.000		0.766	-	-						0.180				
19.000	0.000	0.000	0.000		0.012	-	-	0.000	0.000	0.000		0.243	-	15			0.000	0.000	0.000		1.24	-	-	0.000	0.000	0.000		1.44	-	-						0.190				
20.000	0.000	0.000	0.000		0.006	-	-	0.000	0.000	0.000		0.087	-	-			0.000	0.000	0.000		2.23	-	-	0.000	0.000	0.000		2.29	-	-						0.200				
22.000	0.000	0.000	0.000		0.001	-	-	0.000	0.000	0.000		0.006	-	-			0.000	0.000	0.000		4.23	-	-	0.000	0.000	0.000		4.23	-	-						0.220				
24.000	0.000	0.000	0.000		0.001	-	-	0.000	0.000	0.000		0.001	-	-			0.000	0.000	0.000		6.23	-	-	0.000	0.000	0.000		6.23	-	-						0.240				
26.000	0.000	0.000	0.000		0.001	-	-	0.000	0.000	0.000		0.001	-	-			0.000	0.000	0.000		8.23	-	-	0.000	0.000	0.000		8.23	-	-						0.260				
28.000	0.000	0.000	0.000		0.001	-	-	0.000	0.000	0.000		0.001	-	-			0.000	0.000	0.000		10.23	-	-	0.000	0.000	0.000		10.23	-	-						0.280				
Totals:						0	0						0	45	0	0						0	10						0	15	0	0								
Number of Trades:						0							0		0	0						0.00						0		0	0									

OTE (CR)

(Contract Size: 100 Securities, Exercise Style: American, Physical Delivery)

Exercise Price	Call Options												Put Options												Exercise Price												
	April 2025				May 2025				Other Months				April 2025				May 2025				Other Months																
	Open price	Price max	Price min	Last price	Closing price	Volume	Open Interest	Open price	Price max	Price min	Last price	Closing price	Volume	Open Interest	Volume	Open Interest	Open price	Price max	Price min	Last price	Closing price	Volume	Open Interest	Volume		Open Interest											
9.200						-	-						-	-								-	-			0.092											
9.600	0.000	0.000	0.000		5.27	-	-	0.000	0.000	0.000		5.29	-	-			0.000	0.000	0.000		0.001	-	-			0.096											
10.000	0.000	0.000	0.000		4.87	-	-	0.000	0.000	0.000		4.89	-	-			0.000	0.000	0.000		0.001	-	-			0.100											
11.000	0.000	0.000	0.000		3.87	-	-	0.000	0.000	0.000		3.89	-	-			0.000	0.000	0.000		0.001	-	-			0.110											
12.000	0.000	0.000	0.000		2.88	-	-	0.000	0.000	0.000		2.90	-	-			0.000	0.000	0.000		0.001	-	-			0.120											
13.000	0.000	0.000	0.000		1.88	-	-	0.000	0.000	0.000		1.92	-	-			0.000	0.000	0.000		0.010	-	-			0.130											
14.000	0.000	0.000	0.000		0.889	-	-	0.000	0.000	0.000		1.05	-	-			0.000	0.000	0.000		0.013	-	-			0.140											
15.000	0.000	0.000	0.000		0.171	-	-	0.000	0.000	0.000		0.445	-	-			0.000	0.000	0.000		0.295	-	-	0.298	0.300	0.298	0.300	0.300	10	5			0.150				
16.000	0.000	0.000	0.000		0.006	-	-	0.214	0.214	0.214	0.214	0.214	5	-			0.000	0.000	0.000		1.13	-	5			0.000	0.000	0.000		1.24	-	-			0.160		
17.000	0.000	0.000	0.000		0.002	-	-	0.000	0.000	0.000		0.030	-	-			0.000	0.000	0.000		2.13	-	-			0.000	0.000	0.000		2.14	-	-			0.170		
18.000	0.000	0.000	0.000		0.001	-	-	0.000	0.000	0.000		0.005	-	-			0.000	0.000	0.000		3.13	-	-			0.000	0.000	0.000		3.13	-	-			0.180		
19.000	0.000	0.000	0.000		0.001	-	-	0.000	0.000	0.000		0.001	-	-			0.000	0.000	0.000		4.13	-	-			0.000	0.000	0.000		4.13	-	-			0.190		
20.000	0.000	0.000	0.000		0.001	-	-	0.000	0.000	0.000		0.001	-	-			0.000	0.000	0.000		5.13	-	-			0.000	0.000	0.000		5.13	-	-			0.200		
22.000	0.000	0.000	0.000		0.001	-	-	0.000	0.000	0.000		0.001	-	-			0.000	0.000	0.000		7.13	-	-			0.000	0.000	0.000		7.13	-	-			0.220		
Totals:						0	0					5	0		0	0							0	5								10	10		0	0	
Number of Trades:						0						1		0									0.00								2		0				

PIRAEUS FINANCIAL HOLD (CR)

(Contract Size: 100 Securities, Exercise Style: American, Physical Delivery)

Call Options														Put Options																		
April 2025							May 2025							Other Months		April 2025							May 2025							Other Months		Exercise Price
Open price	Price max	Price min	Last price	Closing price	Volume	Open Interest	Open price	Price max	Price min	Last price	Closing price	Volume	Open Interest	Volume	Open Interest	Open price	Price max	Price min	Last price	Closing price	Volume	Open Interest	Open price	Price max	Price min	Last price	Closing price	Volume	Open Interest	Volume	Open Interest	
2.400					-	-						-	-									-	-									0.024
2.600					-	-						-	-									-	-									0.026
2.800					-	-						-	-									-	-									0.028
3.000	0.000	0.000	0.000	1.37	-	-	0.000	0.000	0.000		1.38	-	-			0.000	0.000	0.000		0.001	-	-	0.000	0.000	0.000		0.001	-	-		0.030	
3.200	0.000	0.000	0.000	1.17	-	-	0.000	0.000	0.000		1.18	-	-			0.000	0.000	0.000		0.001	-	-	0.000	0.000	0.000		0.001	-	-		0.032	
3.400	0.000	0.000	0.000	0.972	-	-	0.000	0.000	0.000		0.980	-	-			0.000	0.000	0.000		0.001	-	-	0.000	0.000	0.000		0.003	-	-		0.034	
3.600	0.000	0.000	0.000	0.772	-	-	0.000	0.000	0.000		0.790	-	-			0.000	0.000	0.000		0.001	-	-	0.000	0.000	0.000		0.012	-	-		0.036	
3.800	0.000	0.000	0.000	0.573	-	-	0.000	0.000	0.000		0.609	-	-			0.000	0.000	0.000		0.001	-	-	0.000	0.000	0.000		0.031	-	-		0.038	
4.000	0.000	0.000	0.000	0.383	-	-	0.000	0.000	0.000		0.449	-	-			0.000	0.000	0.000		0.011	-	-	0.000	0.000	0.000		0.071	-	-		0.040	
4.400	0.000	0.000	0.000	0.101	-	-	0.000	0.000	0.000		0.207	-	5			0.000	0.000	0.000		0.129	-	50	0.000	0.000	0.000		0.229	-	-		0.044	
4.800	0.000	0.000	0.000	0.010	-	-	0.000	0.000	0.000		0.076	-	-			0.000	0.000	0.000		0.439	-	-	0.000	0.000	0.000		0.498	-	-		0.048	
5.200	0.000	0.000	0.000	0.009	-	-	0.000	0.000	0.000		0.022	-	-			0.000	0.000	0.000		0.830	-	-	0.000	0.000	0.000		0.845	-	-		0.052	
5.600	0.000	0.000	0.000	0.001	-	-	0.000	0.000	0.000		0.005	-	-			0.000	0.000	0.000		1.23	-	-	0.000	0.000	0.000		1.23	-	-		0.056	
6.000	0.000	0.000	0.000	0.001	-	-	0.000	0.000	0.000		0.001	-	-			0.000	0.000	0.000		1.63	-	-	0.000	0.000	0.000		1.63	-	-		0.060	
6.400	0.000	0.000	0.000	0.001	-	-	0.000	0.000	0.000		0.001	-	-			0.000	0.000	0.000		2.03	-	-	0.000	0.000	0.000		2.03	-	-		0.064	
6.800	0.000	0.000	0.000	0.001	-	-	0.000	0.000	0.000		0.001	-	-			0.000	0.000	0.000		2.43	-	-	0.000	0.000	0.000		2.43	-	-		0.068	
7.200	0.000	0.000	0.000	0.001	-	-	0.000	0.000	0.000		0.001	-	-			0.000	0.000	0.000		2.83	-	-	0.000	0.000	0.000		2.83	-	-		0.072	
7.600	0.000	0.000	0.000	0.001	-	-	0.000	0.000	0.000		0.001	-	-			0.000	0.000	0.000		3.23	-	-	0.000	0.000	0.000		3.23	-	-		0.076	
Totals:					0	0					0	5	0	0			0	50					0	0	0	0						
Number of Trades:					0					0		0					0.00					0		0								

PPC (CR)

(Contract Size: 100 Securities, Exercise Style: American, Physical Delivery)

Exercise Price	Call Options														Put Options														Exercise Price																	
	April 2025							May 2025							Other Months		April 2025							May 2025							Other Months															
	Open price	Price max	Price min	Last price	Closing price	Volume	Open Interest	Open price	Price max	Price min	Last price	Closing price	Volume	Open Interest	Volume	Open Interest	Open price	Price max	Price min	Last price	Closing price	Volume	Open Interest	Open price	Price max	Price min	Last price	Closing price		Volume	Open Interest	Volume	Open Interest													
8.000						-	-						-	-							-	-						-	-							-	-							-	-	0.080
8.400						-	-						-	-							-	-						-	-							-	-							-	-	0.084
8.800	0.000	0.000	0.000		3.54	-	-	0.000	0.000	0.000		3.56	-	-							0.001	-	-	0.000	0.000	0.000		0.001	-	-							-	-	0.088							
9.200	0.000	0.000	0.000		3.14	-	-	0.000	0.000	0.000		3.16	-	-							0.001	-	-	0.000	0.000	0.000		0.002	-	-							-	-	0.092							
9.600	0.000	0.000	0.000		2.74	-	-	0.000	0.000	0.000		2.76	-	-							0.001	-	-	0.000	0.000	0.000		0.001	-	-							-	-	0.096							
10.000	0.000	0.000	0.000		2.34	-	-	0.000	0.000	0.000		2.37	-	-							0.001	-	-	0.000	0.000	0.000		0.006	-	-							-	-	0.100							
11.000	0.000	0.000	0.000		1.35	-	-	0.000	0.000	0.000		1.43	-	-							0.002	-	-	0.000	0.000	0.000		0.064	-	-							-	-	0.110							
12.000	0.000	0.000	0.000		0.452	-	-	0.000	0.000	0.000		0.677	-	-							0.107	-	100	0.106	0.106	0.106	0.106	0.106	11	0							-	-	0.120							
13.000	0.000	0.000	0.000		0.049	-	2	0.000	0.000	0.000		0.240	-	16							0.705	-	155	0.000	0.000	0.000		0.877	-	-							-	-	0.130							
14.000	0.000	0.000	0.000		0.001	-	19	0.000	0.000	0.000		0.063	-	20							1.66	-	5	0.000	0.000	0.000		1.70	-	-							-	-	0.140							
15.000	0.000	0.000	0.000		0.001	-	5	0.000	0.000	0.000		0.011	-	10							2.66	-	-	0.000	0.000	0.000		2.66	-	-							-	-	0.150							
16.000	0.000	0.000	0.000		0.001	-	-	0.000	0.000	0.000		0.002	-	5							3.66	-	-	0.000	0.000	0.000		3.66	-	-							-	-	0.160							
17.000	0.000	0.000	0.000		0.001	-	-	0.000	0.000	0.000		0.001	-	-							4.66	-	-	0.000	0.000	0.000		4.66	-	-							-	-	0.170							
18.000	0.000	0.000	0.000		0.001	-	-	0.000	0.000	0.000		0.001	-	-							5.66	-	-	0.000	0.000	0.000		5.66	-	-							-	-	0.180							
19.000	0.000	0.000	0.000		0.001	-	-	0.000	0.000	0.000		0.001	-	-							6.66	-	-	0.000	0.000	0.000		6.66	-	-							-	-	0.190							
Totals:						0	26						0	51	0	0							0	260							11	150	0	0							0					
Number of Trades:						0							0		0	0							0.00								1		0	0							0					

Lending Products	Underlying Title	Multilateral Transactions[1]					Bilateral Transactions[2]		Stock Borrowing through OTC (volume)[3]
		Open Interest[5]	Volume(Offered)	Average Weighted	Transactions volume	Average Weighted	Transactions Volume	Average Weighted	Transactions Volume
ADMIEBOR	ADMIE (IPTO) HOLDING S.A. (CR)	---	---	---	---	---	---	243,453	
AEGNBOR	AEGEAN AIRLINES (CR)	---	---	---	5,827	3.99%	---	737,306	
AKTRBOR	AKTOR S.A. HOLDING CO. (CR)	455	---	---	15,444	5.66%	---	948,287	
AETFBOR	ALPHA ETF FTSE Athex Large Cap	---	---	---	---	---	---	---	
ALPHABOR	ALPHA SERVICES HOLD (CR)	468,053	---	---	---	---	---	59,771,599	
AIABOR	ATHENS INTL AIRPORT (CR)	18,300	---	---	---	---	---	244,004	
ACAGBOR	AUSTRIACARD (CB)	---	---	---	---	---	---	---	
OTOELBOR	AUTOHELLAS SA (CR)	14,980	---	---	---	---	---	52,055	
AVAXBOR	AVAX S.A. (CR)	---	---	---	---	---	---	35,318	
BOCHGRBOR	BANK OF CYPRUS (CR)	---	---	---	---	---	---	45,480	
EEEBOR	CC HBC AG (CR)	32,131	---	---	500	3.95%	---	173,948	
CENERBOR	CENERGY HOLDINGS (CB)	---	---	---	---	---	---	423,738	
DIMANDBOR	DIMAND (CR)	---	---	---	---	---	---	7,676	
ELLAKTORBOR	ELLAKTOR (CR)	---	---	---	---	---	---	105,491	
ELHABOR	ELVALHALCOR (CR)	64,233	---	---	---	---	---	127,213	
EUROBBOR	EUROBANK HOLDINGS (CR)	10,000	---	---	---	---	---	65,489,293	
EYDAPBOR	EYDAP S.A. (CR)	---	---	---	---	---	---	224,022	
FOYRKBOR	FOURLIS (CR)	---	---	---	---	---	---	11,673	
GEKTERNABOR	GEK TERNA (CR)	---	---	---	---	---	---	469,176	
SARBOR	GR. SARANTIS S.A. (CR)	8,237	---	---	---	---	---	8,717	
EXAEBOR	HELLENIC EXCHANGES-A.S.E. (CR)	---	---	---	2,600	3.95%	---	187,387	
ELPEBOR	HELLENIQ ENERGY (CR)	1,576	---	---	---	---	---	1,779,422	
INTEKBOR	IDEAL HOLDINGS (CR)	---	---	---	---	---	---	19,445	
INTRKBOR	INTRACOM HOLDINGS (CR)	---	---	---	---	---	---	30,000	
INLOTBOR	INTRALOT (CR)	---	---	---	---	---	---	386,331	
BELABOR	JUMBO SA (CR)	16,041	---	---	---	---	---	236,708	
KRIBOR	KRI-KRI S.A. (CR)	1,000	---	---	---	---	---	1,000	
LAMDABOR	LAMDA DEVELOPMENT SA (CR)	1,000	---	---	---	---	---	223,277	
LAVIBOR	LAVIPHARM SA (CR)	---	---	---	---	---	---	---	
MYTILBOR	METLEN ENERGY & METALS (CR)	500	---	---	---	---	---	761,366	
MIGBOR	MIG (CR)	541	---	---	---	---	---	39,913	

Stock Lending Notes

[1] - Multilateral contracts Lending or Borrowing as per Methods 8-1, 8-2 and 8-3-3 (According to ATHEX BoD Resolution No.17)

[2] - Bilateral Contracts Lending or Borrowing as per Methods 8-3-1 and 8-3-2 & Contracts as per Method 4 (According to ATHEX BoD Resolution No.20)

[3] - The information concerning OTC Stock Borrowing Transactions is based on the statements of the Dematerialised Securities System (DSS) operators involved and refers to volumes that have been registered up until the previous working day.

[4] - Average Price (Volume weighted)

[5] - The Data concerning Open Interest before the start of trading session

Lending Products	Underlying Title	Multilateral Transactions[1]					Bilateral Transactions[2]		Stock Borrowing through OTC (volume)[3]
		Open Interest[5]	Volume(Offered)	Average Weighted	Transactions volume	Average Weighted	Transactions Volume	Average Weighted	Transactions Volume
MOHBOR	MOTOR OIL (CR)	1,000	---	---	---	---	---	914,587	
ETEBOR	NATIONAL BANK (CR)	205,634	---	---	---	---	---	22,630,339	
NOVALBOR	NOVAL PROPERTY REIC (CR)	---	---	---	---	---	---	105,000	
OPAPBOR	OPAP (CR)	50,653	---	---	---	---	---	1,708,059	
OPTIMABOR	OPTIMA BANK (CR)	5,900	---	---	---	---	---	277,598	
HTOBOR	OTE (CR)	2,000	---	---	---	---	---	1,725,228	
PPABOR	P.P.A. S.A. (CR)	3,875	---	---	---	---	---	103,774	
TPEIRBOR	PIRAEUS FINANCIAL HOLD (CR)	389,731	---	---	25,000	4.56%	---	25,363,521	
PPCBOR	PPC (CR)	2,000	---	---	---	---	---	4,228,241	
PROFBOR	PROFILE SA (CR)	---	---	---	---	---	---	7,989	
QUESTBOR	QUEST HOLDINGS (CR)	1,293	---	---	98	4.30%	---	12,148	
OLYMPBOR	TECHNICAL OLYMPIC SA (CR)	---	---	---	---	---	---	---	
PLATBOR	THRACE PLASTICS SA (CR)	---	---	---	---	---	---	2,596	
TITCBOR	TITAN CEMENT (CB)	6,153	---	---	---	---	---	288,303	
VIORBOR	VIOTALCO SA/IV (CB)	3,356	---	---	---	---	---	---	

Stock Lending Notes

[1] - Multilateral contracts Lending or Borrowing as per Methods 8-1, 8-2 and 8-3-3 (According to ATHEX BoD Resolution No.17)

[2] - Bilateral Contracts Lending or Borrowing as per Methods 8-3-1 and 8-3-2 & Contracts as per Method 4 (According to ATHEX BoD Resolution No.20)

[3] - The information concerning OTC Stock Borrowing Transactions is based on the statements of the Dematerialised Securities System (DSS) operators involved and refers to volumes that have been registered up until the previous working day.

[4] - Average Price (Volume weighted)

[5] - The Data concerning Open Interest before the start of trading session

Sectors codification for listed companies

12003-	ETF	10101010	Computer Services
10101015	Software	10102030	Computer Hardware
15101010	Telecommunications Equipment	15102015	Telecommunications Services
20101010	Health Care Facilities	20101025	Health Care Services
20102010	Medical Equipment	20103015	Pharmaceuticals
30101010	Banks	30202000	Diversified Financial Services
30202010	Asset Managers & Custodians	30202015	Investment Services
30204000	Closed End Investments	30302010	Full Line Insurance
30302015	Insurance Brokers	30302025	Property and Casualty Insurance
35101010	Real Estate Holding and Development	35101015	Real Estate Services
35102000	Diversified REITs	35102030	Office REITs
35102045	Retail REITs.	40201040	Rental & Leasing Services: Consumer
40202010	Home Construction	40202015	Household Furnishings
40202020	Household Appliance	40203040	Electronic Entertainment
40204020	Clothing & Accessories	40301010	Entertainment
40301030	Publishing	40301035	Radio & TV Broadcasters
40401010	Diversified Retailers	40401020	Apparel Retailers
40401025	Home Improvement Retailers	40401030	Specialty Retailers
40501010	Airlines	40501015	Travel & Tourism
40501020	Casinos & Gambling	40501025	Hotels & Motels
45101015	Distillers & Vintners	45101020	Soft Drinks
45102010	Farming Fishing Ranching & Plantations	45102020	Food Products
45103010	Tobacco	45201010	Food Retailers & Wholesalers
45201020	Personal Products	50101010	Construction
50101020	Building Roof/Wallboard and Plumbing	50101030	Cement
50101035	Building Materials: Other	50202010	Electrical Components
50203015	Plastics	50203030	Containers & Packaging
50204000	Machinery: Industrial	50204020	Machinery: Construction & Handling
50205010	Industrial Suppliers	50205020	Back Office Support HR & Consulting
50205030	Forms & Bulk Printing Services	50206015	Commercial Vehicles & Parts
50206030	Marine Transportation	50206060	Transportation Services
55101000	Diversified Materials	55101020	Textile Products
55102000	General Mining	55102010	Iron & Steel
55102015	Metal Fabricating	55102035	Aluminum
60101020	Oil Refining and Marketing	65101010	Alternative Electricity
65101015	Conventional Electricity	65102000	Multi-Utilities
65102030	Water		

ATHEXGROUP

Athens Exchange Group

Λεωφ. Αθηνών 110 | 104 42 Αθήνα
110 Athinon Ave | 104 42 Athens GR
T +30 210 3366 800
www.athexgroup.gr