

25

Ημερήσιο Δελτίο  
Συναλλακτικής Δραστηριότητας

Daily Official List  
of Trading Activity



**Disclaimer:**

Hellenic Exchanges-Athens Stock Exchange S.A endeavours to ensure that the data and other material ("Information") presented on the Daily Official List are accurate and complete, but it is not liable for any errors or omissions of data or /and for the accuracy, credibility, updating and completeness of the aforesaid information nor it has any liability arising directly or indirectly from the use of the above Information.

The Company is not liable for the accuracy of the data included in listed companies' announcements. Only the sender of such an announcement is fully and solely liable for any infringement of third party's rights from the content of such announcement. All contents of the Daily Official List are provided only for information purposes and do not constitute investment advice or solicitation to invest in securities or other products listed for trading on the Exchange.

You acknowledge and agree that the Company is the owner of any property rights related to any Information appearing on the Daily Official List including intellectual property rights copyright, trademarks, etc.

The above data are a property of the Hellenic Exchanges-Athens Exchange and are copyright protected. Users are forbidden to reproduce, modify, copy, sale, transmit or redistribute, by all reproduction means and methods, part or the whole of the above data, without reference to their source.

The commercial exploitation of these data is, also, forbidden by third parties. Hellenic Exchanges-Athens Exchange does not carry any responsibility, direct or indirect, derived from usage or accidental alteration of the above data when used by third parties.

---

**Hellenic Exchanges – Athens Stock Exchange S.A.**

110 Athinon Ave., 10442 Athens, Tel: (210) 33.66.800, Fax: (210) 32.13.938

[www.athexgroup.gr](http://www.athexgroup.gr)

---

---

**Table of Contents**

---

**Section 1: Statistical Figures of Securities, Derivatives and Lending**

Summary of Markets

Athex Indices

Analytic Figures for Athex Market's Boards and Categories

Trading Details by Athex Sectors and Financial Instruments (ETFs)

Top 10 best &amp; worst performing Shares

Derivatives Summary

**Section 2: Analytic Figures of Shares Transactions**

Analytic Figures of Shares Transactions

Shares' Notes

**Section 3: Figures of Securities Transactions**

Securities Blocks Details

Shares Rights Details

Stock Borrowing

Forced Sales Details

Forced Sales Registered Shares

Exchange Traded Funds (ETFs) Characteristics

**Section 5: Bonds traded in Fixed Income Assets Market**

Convertible Corporate Bonds - Regulated Market

Non Convertible Corporate Bonds - Regulated Market

Government Bonds

Treasury Bills &amp; Zero Coupon Government Bonds

Government Bonds Traded with the Open Outcry Method

State Banks Bonds

**Section 6: Additional Infos**

Athex &amp; ATHEXClear Members List

List of Stocks under Market Making operations

**Section 7: Derivatives Market Analytic Figures**

Index Futures

Stock Futures

Index Options

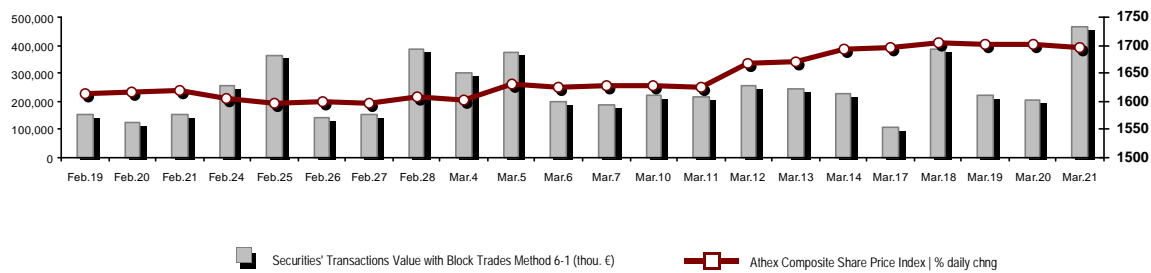
Stock Options

Stock Lending Analytic Figures

**Appendix A: Sectors codification for listed companies**

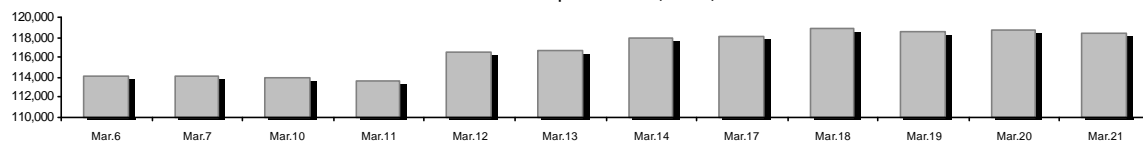
## Summary of Markets

Athex Composite Share Price Index vs Shares and Derivatives Transactions Value

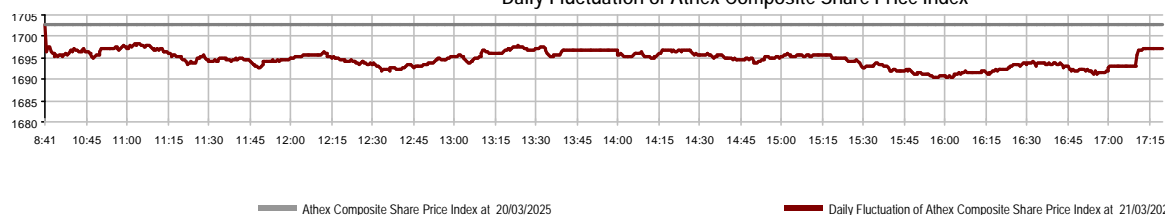


Athex Capitalisation (mill. €) **:	118,385.08	Derivatives Total Open Interest	385,230
Daily change: mill. €   %	-302.57 -0.25%	in Index Futures   % daily chng	7,817 0.94%
Yearly Avg Capitalisation: mill. €   % chng prev year Avg	110,750.70 12.23%	in Stock Futures   % daily chng	365,772 0.92%
Athex Composite Share Price Index   % daily chng	1,697.11 -0.34%	in Index Options   % daily chng	1,133 13.87%
Athex Composite Share Price Index Capitalisation (mill. €)	108,545.66	in Stock Options   % daily chng	10,508 0.05%
Daily change (mill. €)	-316.81		
Securities' Transactions Value with Block Trades Method 6-1 (t	467,297.44	Derivatives Contracts Volume:	84,449
Daily change: %	261,775.57 127.37%	Daily change: pieces   %	-45,260 -34.89%
YtD Avg Trans. Value: thou. €   % chng prev year Avg	179,957.32 30.99%	YtD Avg Derivatives Contracts % chng prev year Avg	48,823 31.20%
Blocks Transactions Value of Method 6-1 (thou. €)	148,942.16	Derivatives Trades Number:	3,025
Blocks Transactions Value of Method 6-2 & 6-3 (thou. €)	412.04	Daily change: number   %	-1,096 -26.60%
Bonds Transactions Value (thou.€)	1,342.94	YtD Avg Trades number % chng prev year Avg	2,255 23.77%
Securities' Transactions Volume with Block Trades Method 6-1 (tho	119,977.12	Lending Total Open Interest	484,875
Daily change: thou. pieces   %	76,414.25 175.41%	Daily change: pieces   %	50,615 11.66%
YtD Avg Volume: % chng prev year Avg	42,661.40 46.64%	Lending Volume (Multilateral/Bilateral)	163,852
Blocks Transactions Volume of Method 6-1 (thou. Pieces)	58,276.57	Daily change: pieces   %	103,549
Blocks Transactions Volume of Method 6-2 & 6-3 (thou. Pieces)	10.00	Multilateral Lending	163,852
Bonds Transactions Volume	1,352,000	Bilateral Lending	0
Securities' Trades Number with Block Trades Method 6-1	55,459	Lending Trades Number:	15
Daily change: number   %	-8,794 -13.69%	Daily change: %	0
YtD Avg Trades number % chng prev year Avg	43,605 20.38%	Multilateral Lending Trades Number	15
Number of Blocks Method 6-1	30	Bilateral Lending Trades Number	0
Number of Blocks Method 6-2 & 6-3	1		
Number of Bonds Transactions	193		

Athex Capitalisation (mill. €) \*\*



Daily Fluctuation of Athex Composite Share Price Index



## Athex Indices

Index name	21/03/2025	20/03/2025	pts.	%	Min	Max	Year min	Year max	Year change
Athex Composite Share Price Index	1,697.11 €	1,702.82	-5.71	-0.34%	1,690.38	1,702.82	1,469.67	1,708.05	15.48% #
Athex Composite Index Total Return Index	3,211.25 €	3,222.04	-10.79	-0.33%	3,198.51	3,222.04	2,779.44	3,231.94	15.54% #
Athex ESG Index	1,971.42 €	1,980.45	-9.03	-0.46%	1,960.94	1,980.45	1,678.09	1,990.19	17.48% #
ATHEX Alternative Market Price Index	15,267.68 #	15,231.15	36.53	0.24%	15,085.35	15,311.61	14,148.26	15,518.17	1.13% #
FTSE/Athex Large Cap	4,190.07 €	4,204.95	-14.88	-0.35%	4,166.69	4,204.95	3,570.47	4,234.07	17.35% #
FTSE/Athex Mid Cap Index	2,552.56 €	2,577.94	-25.38	-0.98%	2,551.64	2,584.89	2,334.00	2,597.46	9.36% #
FTSE/ATHEX High Dividend Yield Index	4,371.23 €	4,380.16	-8.93	-0.20%	4,355.32	4,393.39	4,015.60	4,400.67	8.72% #
FTSE/Athex Market Index	999.64 €	1,003.95	-4.31	-0.43%	995.03	1,003.95	851.11	1,010.29	17.44% #
FTSE/Athex Banks	1,645.08 €	1,669.39	-24.31	-1.46%	1,633.11	1,669.39	1,284.74	1,692.87	27.92% #
FTSE/ATHEX TECHNOLOGY & TELECOMMUNICAT	5,807.97 €	5,816.57	-8.60	-0.15%	5,787.88	5,849.85	5,575.63	5,917.64	2.44% #
FTSE/ATHEX FINANCIAL SERVICES	7,707.63 €	7,821.18	-113.55	-1.45%	7,652.73	7,821.18	6,028.62	7,929.15	27.73% #
FTSE/ATHEX REAL ESTATE	4,779.10 €	4,827.61	-48.51	-1.00%	4,779.10	4,836.37	4,698.27	4,957.63	-2.06% €
FTSE/ATHEX CONSUMER DISCRETIONARY	5,554.07 #	5,489.48	64.59	1.18%	5,489.48	5,554.17	5,022.85	5,554.17	10.30% #
FTSE/ATHEX CONSUMER STAPLES	7,795.46 €	7,842.40	-46.94	-0.60%	7,795.46	7,911.49	6,653.46	8,030.92	16.54% #
FTSE/ATHEX INDUSTRIALS	7,475.74 €	7,525.48	-49.74	-0.66%	7,458.93	7,535.50	7,101.20	7,687.81	4.45% #
FTSE/ATHEX BASIC MATERIALS	5,604.40 €	5,678.71	-74.31	-1.31%	5,574.57	5,696.20	5,017.37	5,708.69	11.70% #
FTSE/ATHEX ENERGY & UTILITIES	5,503.69 €	5,520.52	-16.83	-0.30%	5,450.02	5,521.25	4,962.99	5,540.69	10.54% #
Athex All Share Index	388.00 €	388.99	-0.99	-0.25%	388.00	388.00	342.37	389.47	14.30% #
Hellenic Mid & Small Cap Index	2,286.35 €	2,307.20	-20.85	-0.90%	2,284.14	2,309.17	2,116.80	2,319.21	8.01% #
FTSE/Athex Large Cap Total Return	7,221.32 €	7,239.82	-18.50	-0.26%			6,199.42	7,268.28	17.51% #
FTSE/Athex Mid Cap Total Return	3,498.60 €	3,533.39	-34.79	-0.98%			3,256.98	3,545.37	9.41% #
MSCI GREECE REBASED	6,702.80 €	6,759.46	-56.66	-0.84%	6,657.50	6,759.46	5,552.65	6,830.69	20.52% #
Hellenic Corporate Bond Index	139.91 #	139.88	0.03	0.02%			138.48	140.26	0.61% #
Hellenic Corporate Bond Price Index	93.72 #	93.71	0.01	0.01%			93.38	94.15	-0.22% €

Note 1: FTSE/Med 100, Hellenic Corporate Bond Price Index and Hellenic Corporate Bond Index closing prices refer to the previous trading day of 19/03/2025.

Note 2: The Hellenic Mid & Small Cap Index is a Customized index calculated by the Athens Exchange.

## Analytic Figures for Athex Market's Boards and Categories

	Total Traded Securities	Main Market	Surveillance	Exchange Traded Funds (ETFs)
Totals	122	116	5	1
Gain / Lose / Same:	37 / 65 / 20	36 / 63 / 17	1 / 1 / 3	0 / 1 / 0
Athex Capitalisation (mill. €) **	118,385.08	118,333.22	51.86	
Daily Average Trans/ons Value(thou.€)	179,957.32	179,881.55	19.29	254.48
Transactions Value	467,709.48	467,231.81	9.21	468.46
Main Board:	318,355.28	317,877.61	9.21	468.46
Blocks Board 6_2_3:	149,354.19	149,354.19	0.00	0.00
Forced Sales Board:	0.00	0.00	0.00	0.00
Special Terms Board:	0.00	0.00	0.00	0.00
Daily Average Transactions Volume	42,661,399	42,605,165	78,707	6,540
Transactions Volume	119,987,116	119,936,482	39,412	11,222
Main Board:	61,700,542	61,649,908	39,412	11,222
Blocks Board 6_2_3:	58,286,574	58,286,574	0	0
Forced Sales Board:	0	0	0	0
Special Terms Board:	0	0	0	0
Daily Average Number of Trades	43,605	43,459	42	105
Number of Trades	55,460	55,350	26	84
Main Board:	55,429	55,319	26	84
Blocks Board 6_2_3:	31	31	0	0
Forced Sales Board:	0	0	0	0
Special Terms Board:	0	0	0	0

## Trading Details by Athex Sectors and Financial Instruments (ETFs)

Code	Sectors	Gain / Lose / Same	Number of Trades	Transactions Volume	Transactions Value	% of Total Trans. Value
3010	- Banks	1 / 6 / 1	24,354	106,041,904	319,082,490.92	68.22%
5510	- Basic Resources	0 / 8 / 4	1,206	423,010	1,719,502.96	0.37%
5010	- Construction & Materials	3 / 10 / 1	5,277	2,245,360	20,526,980.69	4.39%
4020	- Consumer Products & Services	3 / 2 / 0	374	79,476	336,954.99	0.07%
6010	- Energy	1 / 2 / 1	2,244	2,060,512	19,662,286.86	4.20%
12000	- Financial Instruments	0 / 1 / 0	84	11,222	468,455.18	0.10%
3020	- Financial Services	0 / 1 / 3	561	171,866	927,308.18	0.20%
4510	- Food Beverage & Tobacco	2 / 3 / 2	323	82,291	2,015,460.45	0.43%
2010	- Health Care	1 / 2 / 0	212	138,151	123,179.93	0.03%
5020	- Industrial Goods & Services	8 / 7 / 1	2,911	1,316,947	11,672,528.12	2.50%
3030	- Insurance	1 / 0 / 0	24	3,169	15,209.97	0.00%
4030	- Media	1 / 2 / 0	653	268,287	1,159,464.56	0.25%
4520	- Personal Care, Drug & Grocery Stores	0 / 2 / 0	398	134,046	1,587,839.86	0.34%
3510	- Real Estate	3 / 4 / 5	1,010	370,535	1,589,319.78	0.34%
4040	- Retail	2 / 4 / 1	1,387	315,829	6,483,304.34	1.39%
1010	- Technology	6 / 4 / 0	1,343	585,044	2,162,313.35	0.46%
1510	- Telecommunications	1 / 1 / 0	2,150	762,739	11,396,996.65	2.44%
4050	- Travel & Leisure	3 / 1 / 1	5,058	2,856,515	29,015,593.65	6.20%
6510	- Utilities	1 / 5 / 0	5,891	2,120,213	37,764,285.20	8.07%

## Top 10 best &amp; worst performing Shares

## Main Market

With positive Price change	Closing price	change	With negative Price change	Closing price	change
OPTIMA BANK (CR)	16.12	4.40% #	P.P.A. S.A. (CR)	32.15	-4.60% €
OPAP (CR)	18.24	3.64% #	GR. SARANTIS S.A. (CR)	12.38	-3.28% €
ILYDA S.A. (CR)	1.76	2.62% #	EVROFARMA SA (CR)	1.84	-2.90% €
TERNA ENERGY (CR)	20.4	2.00% #	ELVALHALCOR (CR)	2.19	-2.88% €
INTRACOM HOLDINGS (CR)	3.24	1.89% #	ALTER EGO MEDIA (CR)	4.434	-2.76% €
INTERLIFE G.C.I.(CR)	4.87	1.88% #	BIOKARPET S.A.(CR)	1.76	-2.76% €
CC HBC AG (CR)	41.72	1.26% #	LAVIPHARM SA (CR)	0.829	-2.70% €
IDEAL HOLDINGS (CR)	6.2	0.98% #	QUEST HOLDINGS (CR)	6.02	-2.59% €
ATHENS INTL AIRPORT (CR)	9.084	0.93% #	NATIONAL BANK (CR)	9.71	-2.41% €
PREMIA (CR)	1.304	0.93% #	EUROBANK HOLDINGS (CR)	2.59	-2.26% €
With the highest Transactions Value	Value (thou. €)	change	With the highest Transactions Volume	Volume	change
ALPHA SERVICES HOLD (CR)	169,812.40	-0.78% €	ALPHA SERVICES HOLD (CR)	75,817,219	-0.78% €
PIRAEUS FINANCIAL HOLD (CR)	55,855.32	-0.61% €	EUROBANK HOLDINGS (CR)	11,980,619	-2.26% €
NATIONAL BANK (CR)	48,131.85	-2.41% €	PIRAEUS FINANCIAL HOLD (CR)	10,766,834	-0.61% €
EUROBANK HOLDINGS (CR)	31,011.52	-2.26% €	NATIONAL BANK (CR)	4,950,640	-2.41% €
OPAP (CR)	24,781.77	3.64% #	HELLENIQ ENERGY (CR)	1,754,217	0.00% -
METLEN ENERGY & METALS (CR)	24,455.84	-0.15% €	OPAP (CR)	1,370,758	3.64% #
HELLENIQ ENERGY (CR)	13,353.04	0.00% -	INTRALOT (CR)	1,239,677	-0.91% €
OTE (CR)	11,375.94	0.07% #	BANK OF CYPRUS (CR)	1,066,092	-0.33% €
PPC (CR)	9,511.64	-0.29% €	ATTICA BANK S.A. (CR)	1,024,169	-1.19% €
TITAN CEMENT (CB)	8,526.07	0.73% #	ELLAKTOR (CR)	775,933	-2.14% €

Note: Stocks that are not included in the "Under Supervision" category, and the transactions value is more than 10,000 €.

## Derivatives Summary

	Number of Trades	Volume	Open Interest
Index Futures	376	2,643	7,817
FTSE/Athex Banks	19	315	1,778
FTSE/Athex Large Cap	357	2,328	6,039
MSCI GREECE REBASED	0	0	0
Stock Futures	2,639	81,745	365,772
ADMIE (IPTO) HOLDING S.A. (CR)	63	903	22,758
AEGEAN AIRLINES (CR)	82	296	4,444
AKTOR S.A. HOLDING CO. (CR)	43	829	16,900
ALPHA SERVICES HOLD (CR)	387	28,437	104,753
ATHENS INTL AIRPORT (CR)	10	82	649
AUTOHELLAS SA (CR)	1	1	166
AVAX S.A. (CR)	15	67	2,458
BANK OF CYPRUS (CR)	1	10	376
CC HBC AG (CR)	33	127	209
CENERGY HOLDINGS (CB)	30	800	8,474
ELLAKTOR (CR)	70	715	1,519
ELVALHALCOR (CR)	42	913	7,796
EUROBANK HOLDINGS (CR)	178	6,590	20,804
EYDAP S.A. (CR)	10	44	6,159
FOURLIS (CR)	14	228	1,040
GEK TERNA (CR)	73	1,345	13,596
HELLENIC EXCHANGES-A.S.E. (CR)	33	312	3,829
HELLENIQ ENERGY (CR)	74	577	6,399
INTRACOM HOLDINGS (CR)	136	2,899	14,369
JUMBO SA (CR)	7	106	548
LAMDA DEVELOPMENT SA (CR)	130	7,908	9,115
METLEN ENERGY & METALS (CR)	98	663	5,359
MIG (CR)	7	65	369
MOTOR OIL (CR)	107	1,246	6,466
NATIONAL BANK (CR)	378	4,617	14,086
OPAP (CR)	15	67	1,028
OPTIMA BANK (CR)	5	5	88
OTE (CR)	21	375	3,601
P.P.A. S.A. (CR)	7	17	145
PIRAEUS FINANCIAL HOLD (CR)	356	18,157	50,675
PPC (CR)	116	2,016	30,422
QUEST HOLDINGS (CR)	6	6	184
TITAN CEMENT (CB)	12	283	740
VIOHALCO SA/NV (CB)	79	1,039	6,248
Index Options	9	56	1,133
FTSE/Athex Large Cap	9	56	1,133
Stock Options	1	5	10,508
ALPHA SERVICES HOLD (CR)	0	0	10,000
NATIONAL BANK (CR)	0	0	4
OPAP (CR)	0	0	6
OTE (CR)	0	0	0
PIRAEUS FINANCIAL HOLD (CR)	0	0	50
PPC (CR)	1	5	448
<b>Total Derivatives Traded</b>	<b>3,025</b>	<b>84,449</b>	<b>385,230</b>









## Daily Official List

Year: 146 Trading Day No: 55

## Section 2: Analytic Figures of Shares Transactions

Friday, 21 March, 2025

Number of Outstanding Securities	Nominal Value	Dividends [1]			Date of Last Coupon		Note	Shares	Closing price	% change	Previous closing price/date	Open price	Price min	Price max	Last price	Avg price	Last Bid [7]	Last Ask [7]	P/E after tax	Year	Volume	Trades	Transactions Value[8]	Company Mkt Value (thou. €)	Year low	Year high	Sector[4]	
15,000,000	0.300	---	---	---	06/07/2007	18/07/2000	---	DAIOS PLASTICS SA (CR)	3.64	---	3.64	20/03/2025	---	---	---	---	125@3.38	320@3.80	---	---	---	---	---	54,600.00	3.28	3.68	50203015	
36,300,000	1.12	---	0.0276	---	27/08/2024	12/12/2007	---	THESSALONIKA WATER & SEWERAGE	3.45	-1.99	€ 3.52	20/03/2025	3.54	3.45	3.55	3.45	3.469	1525@3.42	686@3.50	---	---	1,886	16	6,542.40	125,235.00	3.22	3.6	65102030
86,735,980	0.310	---	0.02	---	22/07/2024	07/09/2023	---	ATHENS MEDICAL CENTER SA (CR)	1.94	-1.27	€ 1.965	20/03/2025	1.855	1.855	1.965	1.94	1.917	24@1.96	500@1.96	---	---	3,585	48	6,871.76	168,267.80	1.495	2.12	20101025
3,417,600	0.100	0.016	0.016	---	04/07/2024	02/04/2024	---	INTERWOOD-XYLEMPORIA (PR)	0.36	---	0.36	20/03/2025	---	---	---	---	1500@0.328	4341@0.396	---	---	---	---	---	13,084.28	0.3	0.41	50101020	
2,760,000	11.83	11.8	12.4	---	03/06/2024	16/07/1990	---	KARELIA (CR)	314	---	314	20/03/2025	314	310	314	314	312.791	1@312.00	20@314.00	---	---	258	21	80,700.00	866,640.00	310	354	45103010
6,700,000	0.800	0.047	0.047	---	23/07/2024	29/05/2014	---	MILLS KEPENOS (CR)	2.08	---	2.08	20/03/2025	---	---	---	---	42@1.95	300@2.24	22.33	2023	---	---	---	13,936.00	1.73	2.1	45102020	
18,017,472	0.360	---	0.03	---	11/10/2024	28/08/2017	---	DOMAINE COSTA LAZARIDI (CR)	2	-0.99	€ 2.02	20/03/2025	2.02	1.93	2.02	2	1.952	51@1.93	225@2.00	---	---	1,100	9	2,147.40	36,034.94	1.65	2.1	45101015
21,364,000	1.12	0.4	---	---	21/08/2023	08/03/2023	---	LAMPASA HOTEL SA (CR)	36.8	---	36.8	20/03/2025	---	---	---	---	50@36.80	50@37.80	---	---	---	---	---	786,195.20	35.6	38	40501025	
5,939,268	0.620	---	---	---	10/07/2003	03/01/2002	---	LANAKAM SA (CR)	0.93	---	0.93	20/03/2025	1	1	1	1	119@0.875	500@0.990	---	---	1	1	1.00	5,523.52	0.895	1.11	40401020	
9,819,370	0.500	---	---	---	14/08/2007	09/01/2004	---	MATHIOS REFRACTORY SA (CR)	0.66	---	0.66	20/03/2025	0.64	0.64	0.662	0.662	0.651	89@0.640	200@0.700	---	---	80	4	52.08	6,480.78	0.59	0.832	55101000
32,188,050	0.700	---	---	---	21/07/2008	20/01/2000	---	MOUZAKIS (CR)	0.575	---	0.575	20/03/2025	---	---	---	---	488@0.560	160@0.575	---	---	---	---	---	18,508.13	0.56	0.695	55101020	
8,321,682	0.670	---	---	---	17/08/2007	23/11/1999	---	N. LEVENTERIS (CR)	0.23	---	0.23	20/03/2025	---	---	---	---	1000@0.220	1890@0.236	---	2023	---	---	---	2,376.34	0.208	0.288	55102010	
27,379,200	0.980	0.45	0.5001	---	01/08/2024	29/08/2022	---	CRETE PLASTICS SA (CR)	15	---	15	20/03/2025	14.5	14.5	14.5	14.5	14.5	264@14.50	110@14.90	---	---	36	1	522.00	410,688.00	13.9	15.3	50203015
255,494,534	2.71	0.255	0.247	0.47	11/12/2024	30/09/2021	---	PRODEA (CR)	5.9	---	5.9	20/03/2025	6.1	5.8	6.1	5.9	5.863	50@5.80	10000@5.90	---	---	1,766	8	10,354.60	1,507,417.75	5.8	6.7	35102000
4,181,450	0.500	---	---	---	21/08/2000	05/03/2002	---	FLOUR MILLS SARANTOPOULOS SA	1.07	---	1.07	20/03/2025	---	---	---	---	---	557@1.14	---	---	---	---	---	4,474.15	0.965	1.14	45102020	

## Exchange Traded Funds (ETFs)

971,502	---	---	---	---	15/06/2016	---	---	ALPHA ETF FTSE Athex Large Cap	41.66	-0.70	€ 41.955	20/03/2025	41.9	41.51	41.9	41.66	41.744	500@41.54	500@41.74	---	---	11,222	84	468,455.18	---	35.74	42.29	12003
---------	-----	-----	-----	-----	------------	-----	-----	--------------------------------	-------	-------	----------	------------	------	-------	------	-------	--------	-----------	-----------	-----	-----	--------	----	------------	-----	-------	-------	-------

## Surveillance

89,078,604	0.040	---	---	---	07/07/2010	16/01/2024	5160	FRIGOGLOSS SA (CR)	0.23	0.88	p 0.228	20/03/2025	0.228	0.228	0.23	0.23	0.23	6086@0.222	2000@0.234	---	2023	23,953	8	5,507.15	20,488.08	0.184	0.266	50204000
13,191,620	0.620	---	---	---	04/08/2010	09/09/2002	5232	YALCO - CONSTANTINOU (CR)	0.162	---	0.162	20/03/2025	---	---	---	---	---	3588@0.146	---	---	---	---	---	2,137.04	0.146	0.162	40202020	
17,579,754	4.16	---	---	---	18/08/2006	02/08/2010	---	BIOTER SA (CR)	0.23	---	0.23	20/03/2025	0.248	0.248	0.248	0.248	2500@0.234	762@0.248	---	---	3,000	6	744.00	4,043.34	0.216	0.29	50101010	
15,842,391	1.51	---	---	---	15/07/2009	12/05/2000	5141	BITROS HOLDING SA (CR)	0.61	---	0.61	20/03/2025	---	---	---	---	1000@0.560	195@0.600	---	---	---	---	---	9,663.86	0.535	0.77	55102010	
24,319,250	0.300	---	---	---	09/07/2002	04/07/2007	5165	PRODEFTIKH SA (CR)	0.254	-2.31	€ 0.26	20/03/2025	0.254	0.254	0.254	0.254	2000@0.242	15000@0.270	---	---	9,400	10	2,387.60	6,177.09	0.244	0.376	50101010	
28,438,268	0.070	---	---	---	21/08/2006	24/11/1999	5253	SPIROY AGRICULTURE SA (CR)	0.151	---	0.151	20/03/2025	0.166	0.166	0.166	0.166	3000@0.160	---	---	---	---	3,044	1	505.30	4,294.18	0.138	0.166	45102010
1,011,000	1.00	---	---	---	01/07/2004	11/12/2012	5193	TRIA ALFA SA (CR)	5	---	5	20/03/2025	4.52	4.52	4.52	4.52	4.52	---	72@4.78	---	2023	15	1	67.80	5,055.00	4.04	5	55101020

## Suspension Status

65,326,268	0.530	---	---	---	04/07/2007	19/07/2006	4750	SATO SA (CR)	0.028	---	0.028	05/09/2024	---	---	---	---	---	---	---	---	---	---	---	1,829.14	0.028	0.028	40202015
3,961,300	1.28	---	---	---	29/06/2004	03/08/2000	5248	DUROS SA (CR)	0.25	---	0.25	24/04/2023	---	---	---	---	---	---	---	---	---	---	---	990.33	0.25	0.25	40204020
51,754,364	0.300	---	---	---	23/12/2003	24/01/2007	5197	SELECTED TEXT. IND. ASSOC (CR)	0.132	---	0.132	31/10/2024	---	---	---	---	---	---	---	---	---	---	---	6,831.58	0.132	0.132	55101020

## Shares' Notes

Code	Note text
( )	- Adjusted dividends.
*	- Last adjusted closing price.
[1]	- Net dividends.
[2]	- The "Date of Last Coupon" for New listings refers to the date company's stocks started to trade in Athex
[3]	- The Company Market Value is referred to the number of outstanding shares
[4]	- Sectors codification can be found in Appendix A
[5]	- The Market Value refers to the total number of shares listed (including their several classes) in the exchange by the company.
[6]	- P/E greater than 100
[7]	- Last view of the Order Book before the end of the trading session
[8]	- All Blocks Methods' Transactions Value are included.
4750	- Transfer to the Under Surveillance Category from 8/4/2011.
5093	- Transfer to the Surveillance Category as of 8/4/2015.
5141	- Transfer to the Surveillance Category as of 10/05/2017.
5160	- Transfer to the Surveillance Category as of 15/04/2016.
5165	- Transfer to the Surveillance Category as of 15/02/2018.
5193	- Transfer to the Surveillance Category as of 25/10/2018.
5197	- Transfer to the Surveillance Category as of 07/11/2018.
5232	- Transfer to the Under Surveillance Category from 08/04/2011.
5248	- Transfer to the Surveillance Category as of 06/09/20116.
5253	- Transfer to the Surveillance Category as of 14/5/2021.

## Securities Blocks Details

Securities	Block Volume	Price	Block Trade Value	Time of approval	Note
ALPHA SERVICES HOLD (CR)	53,061,367	2.23	118,061,541.58	10:32:50	20
BANK OF CYPRUS (CR)	246,200	6.12	1,506,744.00	10:34:14	20
BANK OF CYPRUS (CR)	103,800	6.10	633,180.00	10:34:15	20
PIRAEUS FINANCIAL HOLD (CR)	75,000	5.19	388,950.00	10:42:11	20
EUROBANK HOLDINGS (CR)	200,000	2.62	523,200.00	10:49:25	20
TITAN CEMENT (CB)	10,000	41.20	412,037.00	10:55:26	14
ALPHA SERVICES HOLD (CR)	178,622	2.26	404,400.21	10:58:50	20
EUROBANK HOLDINGS (CR)	250,000	2.62	654,000.00	11:01:19	20
PIRAEUS FINANCIAL HOLD (CR)	500,000	5.18	2,590,000.00	11:09:04	20
ADMIE (IPTO) HOLDING S.A. (CR)	94,999	2.69	255,072.32	11:25:31	20
PIRAEUS FINANCIAL HOLD (CR)	400,000	5.17	2,069,600.00	11:26:19	20
HELLENIQ ENERGY (CR)	90,000	7.55	679,500.00	12:02:25	20
CC HBC AG (CR)	15,000	41.54	623,100.00	12:56:32	20
PPC (CR)	50,000	13.69	684,500.00	12:57:45	20
INTRACOM HOLDINGS (CR)	100,000	3.20	320,000.00	13:11:41	20
OTE (CR)	166,529	15.01	2,499,600.29	14:04:04	20
OPAP (CR)	50,000	17.97	898,500.00	14:09:22	20
ALPHA SERVICES HOLD (CR)	172,364	2.29	393,937.92	14:15:23	20
BANK OF CYPRUS (CR)	20,408	6.05	123,468.40	14:20:10	20
NATIONAL BANK (CR)	325,878	9.73	3,170,141.18	14:21:37	20
ATHENS INTL AIRPORT (CR)	34,930	9.01	314,649.44	14:28:59	20
ATHENS INTL AIRPORT (CR)	50,000	9.01	450,500.00	14:47:42	20
PIRAEUS FINANCIAL HOLD (CR)	500,000	5.18	2,589,000.00	14:57:18	20
EUROBANK HOLDINGS (CR)	437,772	2.59	1,132,078.39	15:21:02	20
METLEN ENERGY & METALS (CR)	50,000	38.67	1,933,500.00	15:34:54	20
PIRAEUS FINANCIAL HOLD (CR)	140,442	5.13	720,467.46	15:42:05	20
METLEN ENERGY & METALS (CR)	13,699	38.60	528,781.40	15:51:47	20
METLEN ENERGY & METALS (CR)	13,700	38.62	529,094.00	15:52:52	20
PIRAEUS FINANCIAL HOLD (CR)	249,150	5.18	1,290,098.70	16:35:23	20
EUROBANK HOLDINGS (CR)	501,777	2.58	1,294,584.66	16:41:59	20
ATHENS INTL AIRPORT (CR)	184,937	9.08	1,679,967.71	17:15:26	20

## Blocks Notes

9 - Method 6-1 / Special Fees

10 - Method 6-1 / Special Fees, SDS

14 - Method 6-3 / Settlement, Incomplete Buy and Sell

18 - Method 6-2 / SPOT 1

19 - Method 6-2 / SPOT 2

20 - Method 6-1 and Method 6-1 Same Day Settlement

21 - Other Pre-agreed

**Shares Rights Details**

Occured date	Exercise from	Exercise until	Trading until	Rights	Price min	Price max	Closing price	Last Bid	Last Ask	Volume	Trades	Transactions Value
--------------	---------------	----------------	---------------	--------	-----------	-----------	---------------	----------	----------	--------	--------	--------------------

No Rights Transactions.

---

**Forced Sales Details**

---

Securities	Category of Security	Transactions Volume	Number of Trades	Transactions Value	Note
------------	----------------------	------------------------	---------------------	-----------------------	------

---

No Forced Transactions.

---

---

**Forced Sales Notes**

---

- 1 - Compulsory Public Forced Sales
- 2 - Forced Sales of Fixed Registered Shares
- 3 - Forced Sales of Remaining Fractional Shares



## Exchange Traded Funds (ETFs) Characteristics

	Transactions Date (T)	Creation / Redemption	Units (T-1)	New Units (T-1)	Redemption Units (T-1)	Units (T) [1]	Fund Assets [2]	Net Unit Price	Dividend per Unit	Dividend Date
ALPHA ETF FTSE Athex Large Cap	21/03/2025	5,000	971,502	---	---	971,502	40,762,870.00	41.9586	1.35	01/07/2024

## ETFs Notes

[1] - Units (T) = Units (T-1) + New Units (T-1) - Redemption Units (T-1)

[2] - The Creation / Redemption Units of T-1 are included.

## Non Convertible Corporate Bonds - Regulated Market

Num Listed Bonds	Nominal price	Issue price	Today's Rate	Exp. Date	Duration (years)	Note	Coupon		Trading Unit	Corporate Bonds	Accrued Int.	Yield.T.Mat	Price min	Price max	Closing price	Previous closing price/date	Volume	Transactions Value	Last order		ear min	Year max		
							Common	Preferred											Price	Buy / Sell			Date	
250,000	1,000.00	1,000.00	2.45	16/11/2028	7	---	7	---	1	ELVALHALCOR S.A. (Non Convertible)	8.7111	3.4700	95.2000	95.7000	95.7000	95.5070	20/03/2025	51,000	49,142.27	95.2001	B	21/03/2025	94.5100	97.5000
320,000	1,000.00	1,000.00	3.40	21/07/2027	7	---	10	---	1	LAMDA DEVELOPMENT S.A. (Non Convertible)	6.0444	3.6000	98.2801	98.3200	98.3008	98.5490	20/03/2025	57,000	56,375.99	98.3100	B	21/03/2025	97.6000	99.7000
200,000	1,000.00	1,000.00	2.10	27/10/2027	7	---	9	---	1	O.P.A.P. S.A. (Non Convertible)	8.6333	2.8590	97.1201	97.9000	97.4799	97.6000	20/03/2025	74,000	72,774.00	97.1210	B	21/03/2025	96.0100	98.7000
200,000	1,000.00	1,000.00	1.90	23/03/2028	7	---	8	---	1	MOTOR OIL CORINTH REFINERIES SA (Non Convertible)	---	3.0580	95.7100	96.3000	96.1116	96.1100	20/03/2025	151,000	145,144.42	95.9000	B	21/03/2025	95.1501	97.0000
230,000	1,000.00	1,000.00	4.70	12/07/2029	7	---	6	---	1	LAMDA DEVELOPMENT S.A. (Non convertible)	9.4000	3.9320	100.8500	101.0000	100.9830	101.0070	20/03/2025	74,000	75,423.00	100.8500	B	21/03/2025	100.1000	103.2000
100,000	1,000.00	1,000.00	4.40	26/07/2029	7	---	6	---	1	CPLP SHIPPING HOLDINGS PLC (Non Convertible)	7.0889	3.6560	101.1800	101.1800	101.1800	101.0380	20/03/2025	2,000	2,037.78	101.1000	B	21/03/2025	100.4600	105.2895
199,375	1,000.00	1,000.00	3.60	12/03/2026	7	---	13	---	1	AEGEAN AIRLINES S.A. (Non Convertible)	1.4000	2.9220	99.8100	100.0500	100.0335	99.9000	20/03/2025	82,000	82,142.30	100.0000	B	21/03/2025	99.2676	101.0000
150,000	1,000.00	1,000.00	2.60	22/10/2026	7	---	11	---	1	TERNA ENERGY FINANCE S.A. (Non Convertible)	11.1944	3.1430	98.4800	98.4800	98.4800	98.2000	20/03/2025	1,000	995.99	98.2400	B	21/03/2025	97.6272	99.1800
500,000	1,000.00	1,000.00	2.75	03/07/2027	7	---	10	---	1	GEK TERNA S.A. (Non Convertible)	6.2639	3.3340	97.8000	98.2500	97.8000	98.1000	20/03/2025	421,000	415,217.78	97.6660	B	21/03/2025	96.5000	98.5000
150,000	1,000.00	1,000.00	2.65	22/10/2026	5	---	7	---	1	CPLP SHIPPING HOLDINGS PLC (Non Convertible)	11.4097	3.5020	98.2100	98.2100	98.2100	98.2590	20/03/2025	3,000	2,980.53	98.2100	B	21/03/2025	97.3000	98.7000
120,000	1,000.00	1,000.00	3.95	04/04/2025	7	---	14	---	1	GEK TERNA S.A. (Non Convertible)	18.9819	11.1650	---	---	---	99.6000	14/03/2025	---	---	100.0000	B	21/03/2025	98.5000	100.3000
120,000	1,000.00	1,000.00	2.65	06/12/2028	7	---	7	---	1	NOVAL PROPERTY REIC (Non Convertible)	8.0972	3.6730	95.5000	95.7000	95.5400	95.7530	20/03/2025	61,000	58,779.35	95.5000	B	21/03/2025	94.2301	97.0000
300,000	1,000.00	1,000.00	2.30	14/12/2028	7	---	7	---	1	GEK TERNA S.A. (Non Convertible)	6.3889	3.5150	95.0000	95.1000	95.0401	95.0720	20/03/2025	30,000	28,703.69	95.0500	B	21/03/2025	92.9502	96.4990
100,000	1,000.00	1,000.00	2.95	11/02/2027	5	---	7	---	1	SAFE BULKERS PARTICIPATIONS PLC (Non Convertible)	3.5236	3.4610	---	---	---	98.5000	20/03/2025	---	---	98.2000	B	21/03/2025	97.0001	99.9999
100,000	1,000.00	1,000.00	2.80	25/01/2027	5	---	7	---	1	PREMIA S.A. (Non Convertible)	4.5111	4.1660	---	---	---	96.9750	20/03/2025	---	---	96.5505	B	21/03/2025	96.2000	98.3000
500,000	1,000.00	1,000.00	4.00	10/07/2030	7	---	4	---	1	METLEN ENERGY & METALS S.A. (Non Convertible)	8.3333	3.4330	101.4501	101.6989	101.4999	101.5500	20/03/2025	264,000	270,151.32	101.4801	B	21/03/2025	100.4600	101.9000
99,697	1,000.00	1,000.00	5.50	15/12/2028	5	---	3	---	1	IDEAL HOLDINGS S.A. (Non Convertible)	15.2778	4.1670	103.4000	103.6000	103.4000	103.3250	20/03/2025	25,000	26,241.94	103.1500	B	21/03/2025	102.5039	104.3000
200,000	1,000.00	1,000.00	4.25	23/01/2029	5	---	3	---	1	AUTOHELLAS S.A. (Non Convertible)	7.3194	3.6010	101.0600	101.8000	101.6037	101.2340	20/03/2025	49,000	50,144.45	101.2000	B	21/03/2025	100.7431	103.2000

## Corporate Bonds Notes

Transactions Volume = (Pieces) \* (Nominal Price). Transactions Value = (Pieces) \* (Nominal Price) \* (price %) + (Accrued interest).

The price of a Bond is stated as a percentage (%) of Bond's Nominal Price.

Nominal Price in Euros (€), except if it is noted differently.

## Non Convertible Corporate Bonds - Regulated Market

Num Listed Bonds	Nominal price	Issue price	Today's Rate	Exp. Date	Duration (years)	Note	Coupon		Trading Unit	Corporate Bonds	Accrued Int.	Yield.T.Mat	Price min	Price max	Closing price	Previous closing price/date	Volume	Transactions Value	Last order		ear min	Year max		
							Common	Preffered											Price	Buy / Sell			Date	
130,000	1,000.00	1,000.00	6.00	27/02/2029	5	---	3	---	1	INTRALOT S.A. (Non Convertible)	4.5000	4.8460	---	---	---	102.8150	20/03/2025	---	---	102.9000	B	21/03/2025	101.0000	103.6000
300,000	1,000.00	1,000.00	2.30	20/07/2028	7	---	8	---	1	PRODEA REIC S.A.(Non Convertible)	4.1528	3.6460	95.0100	95.1000	95.0100	95.0000	20/03/2025	7,000	6,682.77	95.0100	B	21/03/2025	94.0000	95.5000

## Corporate Bonds Notes

Transactions Volume = (Pieces) \* (Nominal Price). Transactions Value = (Pieces) \* (Nominal Price) \* (price %) + (Accrued interest).

The price of a Bond is stated as a percentage (%) of Bond's Nominal Price.

Nominal Price in Euros (€), except if it is noted differently.

## Government Bonds

Number Listed Bonds	Nominal price	Today's Rate	Accrued Interest Calc	Exp. Date [1]	Duration (years)	Note	Coupons Date	Curr. coupon value	Trading Unit	Government Bonds	Price min	Price max	Closing price	Previous closing price/date	Volume	Transactions Value	Price	Last order Buy / Sell	Date
4,000,000	1,000.00	4.13	Actual/Actual	15/06/2054	30	---	15/06	4.13	1	GGB-FXD-150654-30Y-4.125-1.000	---	---	---	---	---	---	---	---	---
4,700,000	1,000.00	1.88	Actual/Actual	04/02/2035	15	---	04/02	1.88	1	GGB-FXD-040235-15Y-1.875-1.000	---	---	---	---	---	---	---	---	---
6,000,000	1,000.00	0.75	Actual/Actual	18/06/2031	10	---	18/06	0.75	1	GGB-FXD-180631-10Y-0.750-1.000	---	---	---	---	---	---	---	---	---
3,600,000	1,000.00	3.88	Actual/Actual	15/06/2028	5	---	15/06	3.88	1	GGB-FXD-150628-05Y-3.875-1.000	---	---	---	---	---	---	---	---	---
5,962,747,327	1.00	3.75	Actual/Actual	30/01/2028	10	---	/02 - 01/02 - 31/	3.75	1	GGB-FXD-300128-10Y-3.750-1.00	---	---	---	85.4610 13/07/2018	---	---	1.0000	B	28/11/2018
7,067,309,386	1.00	3.90	Actual/Actual	30/01/2033	15	---	/02 - 01/02 - 31/	3.90	1	GGB-FXD-300133-15Y-3.900-1.00	---	---	---	78.6730 13/07/2018	---	---	1.0000	B	28/11/2018
5,622,848,349	1.00	4.00	Actual/Actual	30/01/2037	19	---	/02 - 01/02 - 31/	4.00	1	GGB-FXD-300137-19Y-4.000-1.00	---	---	---	77.0370 13/07/2018	---	---	1.0000	B	28/11/2018
5,476,770,669	1.00	4.20	Actual/Actual	30/01/2042	24	---	/02 - 01/02 - 31/	4.20	1	GGB-FXD-300142-24Y-4.200-1.00	---	---	---	77.7640 13/07/2018	---	---	1.0000	B	28/11/2018
4,950,000	1,000.00	3.38	Actual/Actual	15/06/2034	10	---	15/06	3.38	1	GGB-FXD-150634-10Y-3.375-1.000	---	---	---	---	---	---	---	---	---
59,586,043	1.00	4.30	Actual/Actual	24/02/2026	14	---	24/02	4.30	1	GGB-FXD-240226-14Y-2.000-1.00	---	---	---	10.0000 22/06/2015	---	---	---	---	---
41,118,344	1.00	4.30	Actual/Actual	24/02/2027	15	---	24/02	4.30	1	GGB-FXD-240227-15Y-2.000-1.00	---	---	---	10.0000 22/06/2015	---	---	---	---	---
45,137,734	1.00	4.30	Actual/Actual	24/02/2028	16	---	24/02	4.30	1	GGB-FXD-240228-16Y-2.000-1.00	---	---	---	10.0000 22/06/2015	---	---	---	---	---
61,768,888	1.00	4.30	Actual/Actual	24/02/2029	17	---	24/02	4.30	1	GGB-FXD-240229-17Y-2.000-1.00	---	---	---	10.0000 22/06/2015	---	---	---	---	---
54,567,744	1.00	4.30	Actual/Actual	24/02/2030	18	---	24/02	4.30	1	GGB-FXD-240230-18Y-2.000-1.00	---	---	---	10.0000 22/06/2015	---	---	---	---	---
37,541,515	1.00	4.30	Actual/Actual	24/02/2031	19	---	24/02	4.30	1	GGB-FXD-240231-19Y-2.000-1.00	---	---	---	10.0000 22/06/2015	---	---	---	---	---
37,558,317	1.00	4.30	Actual/Actual	24/02/2032	20	---	24/02	4.30	1	GGB-FXD-240232-20Y-2.000-1.00	---	---	---	10.0000 22/06/2015	---	---	---	---	---
37,473,732	1.00	4.30	Actual/Actual	24/02/2033	21	---	24/02	4.30	1	GGB-FXD-240233-21Y-2.000-1.00	---	---	---	10.0000 22/06/2015	---	---	---	---	---
33,888,293	1.00	4.30	Actual/Actual	24/02/2034	22	---	24/02	4.30	1	GGB-FXD-240234-22Y-2.000-1.00	---	---	---	10.0000 22/06/2015	---	---	---	---	---
35,177,800	1.00	4.30	Actual/Actual	24/02/2035	23	---	24/02	4.30	1	GGB-FXD-240235-23Y-2.000-1.00	---	---	---	10.0000 22/06/2015	---	---	---	---	---
35,547,268	1.00	4.30	Actual/Actual	24/02/2036	24	---	24/02	4.30	1	GGB-FXD-240236-24Y-2.000-1.00	---	---	---	10.0000 22/06/2015	---	---	---	---	---
40,246,306	1.00	4.30	Actual/Actual	24/02/2037	25	---	24/02	4.30	1	GGB-FXD-240237-25Y-2.000-1.00	---	---	---	10.0000 22/06/2015	---	---	---	---	---
37,643,952	1.00	4.30	Actual/Actual	24/02/2038	26	---	24/02	4.30	1	GGB-FXD-240238-26Y-2.000-1.00	---	---	---	10.0000 22/06/2015	---	---	---	---	---
36,977,100	1.00	4.30	Actual/Actual	24/02/2039	27	---	24/02	4.30	1	GGB-FXD-240239-27Y-2.000-1.00	---	---	---	10.0000 22/06/2015	---	---	---	---	---
41,615,000	1.00	4.30	Actual/Actual	24/02/2040	28	---	24/02	4.30	1	GGB-FXD-240240-28Y-2.000-1.00	---	---	---	10.0000 22/06/2015	---	---	---	---	---
42,227,208	1.00	4.30	Actual/Actual	24/02/2041	29	---	24/02	4.30	1	GGB-FXD-240241-29Y-2.000-1.00	---	---	---	10.0000 22/06/2015	---	---	---	---	---
68,288,487	1.00	4.30	Actual/Actual	24/02/2042	30	---	24/02	4.30	1	GGB-FXD-240242-30Y-2.000-1.00	---	---	---	10.0000 22/06/2015	---	---	---	---	---
4,500,000	1,000.00	3.88	Actual/Actual	12/03/2029	10	---	12/03	3.88	1	GGB-FXD-120329-10Y-3.875-1.000	---	---	---	---	---	---	100.0000	B	15/10/2019
4,500,000	1,000.00	0.00	Actual/Actual	12/02/2026	5	---	12/02	0.00	1	GGB-FXD-120226-05Y-0.000-1.000	---	---	---	---	---	---	---	---	---
2,100,000	1,000.00	3.55	Actual/Actual	20/03/2026	7	---	20/03	3.55	1	GGB-FXD-200326-07Y-3.550-1.000	---	---	---	---	---	---	---	---	---
5,500,000	1,000.00	1.50	Actual/Actual	18/06/2030	10	---	18/06	1.50	1	GGB-FXD-180630-10Y-1.500-1.000	---	---	---	---	---	---	---	---	---
5,500,000	1,000.00	4.38	Actual/Actual	18/07/2038	15	---	18/07	4.38	1	GGB-FXD-180738-15Y-4.375-1.000	---	---	---	---	---	---	---	---	---
40,000	1,000.00	3.91	FLR Actual/360	18/09/2025	1	---	18/09 - 18/03	---	1	GGB-FLT-180925-01Y-3.915-1.000	---	---	---	---	---	---	---	---	---
5,364,250	1,000.00	3.25	Actual/Actual	20/03/2050	30	---	20/03	3.25	1	GGB-FXD-200350-30Y-3.250-1.000	---	---	---	---	---	---	---	---	---
4,250,000	1,000.00	3.63	Actual/Actual	15/06/2035	10	---	15/06	3.63	1	GGB-FXD-150635-10Y-3.625-1000.00	---	---	---	---	---	---	---	---	---

## Government Bonds Notes

Transactions Volume = (Pieces) \* (Nominal Price). Transactions Value = (Pieces) \* (Nominal Price) \* (price %) + (Accrued interest).

The Value of current coupon for the issues with NV 0.01 euro refers to NV 100 euros

FLR: Floating Interest Rate.

[1] - The Expiration Date of the interest bearing period and the Date for coupon payment.

## Government Bonds

Number Listed Bonds	Nominal price	Today's Rate	Accrued Interest Calc	Exp. Date [1]	Duration (years)	Note	Coupons Date	Curr. coupon value	Trading Unit	Government Bonds	Price min	Price max	Closing price	Previous closing price/date	Volume	Transactions Value	Price	Last order Buy / Sell	Date
3,924,361	1,000.00	2.00	Actual/Actual	22/04/2027	7	---	22/04	2.00	1	GGB-FXD-220427-07Y-2.000-1.000	---	---	---	---	---	---	99.9000	B	22/04/2020
2,500,000	1,000.00	1.88	Actual/Actual	23/07/2026	7	---	23/07	1.88	1	GGB-FXD-230726-07Y-1.875-1.000	---	---	---	---	---	---	---	---	---
4,900,000	1,000.00	4.25	Actual/Actual	15/06/2033	10	---	15/06	4.25	1	GGB-FXD-150633-10Y-4.250-1.000	---	---	---	---	---	---	---	---	---
3,500,000	1,000.00	1.88	Actual/Actual	24/01/2052	30	---	24/01	1.88	1	GGB-FXD-240152-30Y-1.875-1.000	---	---	---	---	---	---	---	---	---
3,700,000	1,000.00	1.75	Actual/Actual	18/06/2032	10	---	18/06	1.75	1	GGB-FXD-180632-10Y-1.750-1.000	---	---	---	---	---	---	---	---	---
2,200,000	1,000.00	1.13	FLR Actual/360	15/12/2027	5	---	- 15/12 - 15/03 -	---	1	GGB-FLT-151227-05Y-1.130-1.000	---	---	---	---	---	---	102.1600	B	30/12/2022

## Government Bonds Notes

Transactions Volume = (Pieces) \* (Nominal Price). Transactions Value = (Pieces) \* (Nominal Price) \* (price %) + (Accrued interest).

The Value of current coupon for the issues with NV 0.01 euro refers to NV 100 euros

FLR: Floating Interest Rate.

[1] - The Expiration Date of the interest bearing period and the Date for coupon payment.

Treasury Bills & Zero Coupon Government Bonds

Issue Date	13-Week Maturity									26-Week Maturity									52-Week Maturity								
	Exp. Date	Initial Rate	Num Listed Bonds	Nominal price	Issue price	Last Trade Price	Last Trade Date	Volume Traded	Note	Exp. Date	Initial Rate	Num Listed Bonds	Nominal price	Issue price	Last Trade Price	Last Trade Date	Volume Traded	Note	Exp. Date	Initial Rate	Num Listed Bonds	Nominal price	Issue price	Last Trade Price	Last Trade Date	Volume Traded	Note
07/06/2024	---	---	---	---	---	---	---	---	---	---	---	---	---	---	---	---	---	---	06/06/2025	3.34	600,000	1,000.00	967.30	---	---	---	---
06/09/2024	---	---	---	---	---	---	---	---	---	---	---	---	---	---	---	---	---	---	05/09/2025	2.82	600,000	1,000.00	972.28	---	---	---	---
06/12/2024	---	---	---	---	---	---	---	---	---	---	---	---	---	---	---	---	---	---	05/12/2025	2.27	600,000	1,000.00	977.58	---	---	---	---
07/03/2025	---	---	---	---	---	---	---	---	---	---	---	---	---	---	---	---	---	---	06/03/2026	2.15	600,000	1,000.00	978.76	---	---	---	---

Bonds in Circulation	Currency / Min nominal traded Value	Coupons Payment Date	Current Coupon Value	Note	Coupon	Trading Unit	Issue Date	Duration (years)	Today's Interest	A.I.C in days	Bonds	Last price of previous days		Last Outcry in Cash (euro)			Trades in Pieces	Life min	Life Max
												Price	Buy / Sell	Date	Price	Buy / Sell			
<b>Corporate Bonds in Foreign Currency and Euro</b>																			
103,746	GBP / 10	01/12	0.25	---	66	1	01/12/1930	98	2.5	360	National Mortgage Bank	2.27	05/02/1996	2.27	S	05/02/1996	---	2.27	2.27
0	GBP / 10	01/12	0.25	---	68	1	01/12/1928	100	2.5	360	National Mortgage Bank	---	---	---	---	---	---	---	---

## Government Bonds Notes

A.I.C: Accrued Interest Calculation base.

FLR: Floating Interest Rate.

The minimum tradeable Nominal Value for all Demeterialised Government Titles is 100 Euros.

(μτφρ-0)

## Athex &amp; ATHEXClear Members List

Member Name				Stock Market			Derivatives Market		ATHEXClear Member	
	Address	Phone	Fax	Market Member	Remote Member	Market Maker	Proprietary	Market Maker	General Clearing	Direct Clearing
A. SARRIS SECURITIES S.A.				a						
6, ΔΡΑΓΑΤΣΑΝΙΟΥ 6 ΑΘΗΝΑ	2103367700									
ΑΕΟΝIC SECURITIES C.I.F. P.L.C.				a						
, ΛΑΪΟΥ 6, ΓΡ. 301B, ANNA COURT	35725337600									
ALPHA BANK S.A.									a	
, ΣΤΑΔΙΟΥ 40 ΑΘΗΝΑ	2103260000									
ALPHA FINANCE INVESTMENT SERVICES SINGLE MEMBER SA				a		a	a	a		a
5, ΠΑΝΕΠΙΣΤΗΜΙΟΥ 45 ΑΘΗΝΑ	2103677400									
ARGUS STOCKBROKERS LTD				a	a		a			
25, 25 ΛΕΩΦΟΡΟΣ ΔΗΜΟΣΘΕΝΗ ΣΕΒΕΡΗ	0035722717000									
ATHLOS CAPITAL INVESTMENT SERVICES LTD				a	a					
, 17 STASINOU AVENUE, BEDIZIA TOWER, 6TH & 7TH FL.	35722110777									
ATLANTIC SECURITIES LTD				a	a					
37, ΠΡΟΔΡΟΜΟΥ 37	0035722445400									
AXON SECURITIES S.A.				a			a			
48, ΣΤΑΔΙΟΥ 48 ΑΘΗΝΑ	2103363800									
BETA SECURITIES S.A.				a		a	a			a
29, ΑΛΕΞΑΝΔΡΑΣ 29 ΑΘΗΝΑ	210 6478900									
BNP PARIBAS S.A.									a	
, ΛΑΜΨΑΚΟΥ 2 ΑΘΗΝΑ	2107468525									
BOFA SECURITIES EUROPE SA				a	a					
, 51 RUE LA BOÉTIE	+33 153655555									
CITIGROUP GLOBAL MARKETS EUROPE AG				a	a					
16, REUTERWEG 16	+49 691366-0									
CITIGROUP GLOBAL MARKETS LIMITED				a						
1, 33 CANADA SQUARE -CANARY WHARF	+44 02079864000									
CREDIT SUISSE BANK (EUROPE), S.A.				a						
, CALLE AYALA 42, 3A PLANTA-B MADRID	+34917916000									
CREDIT SUISSE SECURITIES (EUROPE) LIMITED				a						
1, ONE CABOT SQUARE LONDON	+44 2078888888									
CYCLOS SECURITIES S.A.				a			a			
39, ΧΑΡΙΛΑΟΥ ΤΡΙΚΟΥΠΗ 6-8-10 ΑΘΗΝΑ	2103364300									
DEUTSCHE BANK S.A.					a					
1, GREAT WINCHESTER STREET LONDON	+44 20 754 54209	00441133361437								
EUROBANK EQUITIES INVESTMENT FIRM SINGLE MEMBER SA				a		a	a	a		a
, ΦΙΛΕΛΛΗΝΩΝ 10 & ΞΕΝΟΦΩΝΤΟΣ 13 ΑΘΗΝΑ	2103720425									
EUROBANK S.A.									a	
, ΟΘΩΝΟΣ 8 ΑΘΗΝΑ	2144043907									
EUROCORP INVESTMENT SERVICES S.A.				a			a			a
14, ΠΛ.ΦΙΛΙΚΗΣ ΕΤΑΙΡΕΙΑΣ 14 ΑΘΗΝΑ	2107263600									
EUROTRUST INVESTMENT FIRM SA				a						
113, ΣΕΒΑΣΤΟΥΠΟΛΕΩΣ 113 ΑΘΗΝΑ	2103363100									
EUROXX SECURITIES S.A.				a		a	a	a		a
7, ΠΑΛΕΟΛΟΓΟΥ ΧΑΛΑΝΔΡΙ	+30 2106879400	210-6879401								
7, ΠΑΛΑΙΟΛΟΓΟΥ ΧΑΛΑΝΔΡΙ	(210)-6879400	(210)-6879401								
FREEDOM FINANCE EUROPE LTD				a	a					
, ΧΡΙΣΤΑΚΗ ΚΡΑΝΟΥ 20	035725257786									
G. A. PERVANAS SECURITIES- INVESTMENT SERVICES S.A.				a						
7-9, ΣΟΦΟΚΛΕΟΥΣ 7-9 ΑΘΗΝΑ	2103727200									
GLOBAL CAPITAL SECURITIES & FINANCIAL SERVICES LTD				a	a					
50, ΛΑΡΧΙΕΠΙΣΚΟΠΟΥ ΜΑΚΑΡΙΟΥ Γ50	0035722710710									
GREENPOST TRADING EUROPE LTD				a	a					
, ΚΙΜΩΝΟΣ 3, ACROPOLIS MANSIONS, 2ND FLOOR, FLAT/OFFICE 202	035722521389									
HELLENIC AMERICAN SECURITIES S.A.				a		a	a			a
27, ΑΝΔΡΕΑ ΠΑΠΑΝΔΡΕΟΥ 27 ΜΑΡΟΥΣΙ	2103311100									
HELLENIC BANK (INVESTMENTS) LTD					a					
, ΑVE.ΚΥΡΙΑΚΟΥ ΜΑΤΣΙ 31 - PO BOX 24747 NICOSIA	+357 22500100	357 22500110								
HSBC CONTINENTAL EUROPE									a	
109-111, Α.ΜΕΣΟΓΕΙΩΝ 109-111	2106960000									
INDEX SECURITIES S.A.				a						
6, ΔΡΑΓΑΤΣΑΝΙΟΥ 6 ΑΘΗΝΑ	2103213920									
J. CHR. MAVRIKIS SECURITIES S.A.				a						
5, ΣΟΦΟΚΛΕΟΥΣ 5 ΑΘΗΝΑ	2103216730									



## Athex &amp; ATHEXClear Members List

Member Name				Stock Market			Derivatives Market		ATHEXClear Member	
	Address	Phone	Fax	Market Member	Remote Member	Market Maker	Proprietary	Market Maker	General Clearing	Direct Clearing
KAPPA SECURITIES S.A.				a			a			
15, ΒΑΛΑΩΡΙΤΟΥ 15 ΑΘΗΝΑ	2103678600									
KARAMANOF SECURITIES & INVESTMENT SERVICES S.A.				a						
2, ΠΛ.ΑΓ.ΘΕΟΔΩΡΩΝ 2 ΑΘΗΝΑ	2103212947									
LAIKI FINANCIAL SERVICES LTD					a					
26, AVE. VYRONOS NICOSIA	357 22367367	357 22718567								
LEON DEPOLAS SECURITIES S.A.				a		a	a			
1, ΧΡΗΣΤΟΥ ΛΑΔΑ 1 ΑΘΗΝΑ	2103213276 -28									
MEGA EQUITY SECURITIES & FINANCIAL SERVICES PUBLIC LTD				a	a		a			
42-44, ΛΕΩΦ.ΓΡΙΒΑ ΔΙΓΕΝΗ 42-44	0035722711711									
MERIT SECURITIES S.A				a		a	a			a
5, ΣΟΦΟΚΛΕΟΥΣ 5 ΑΘΗΝΑ	2141008814									
MERRILL LYNCH INTERNATIONAL				a						
2, 2 KING EDWARD STREET LONDON	+44 20276281000									
N. CHRYSOCHOIDIS STOCK BROKERAGE I.S.S.A.				a			a			a
7-9, ΣΟΦΟΚΛΕΟΥΣ 7-9 ΑΘΗΝΑ	2103213913									
NATIONAL BANK OF GREECE S.A.				a		a	a		a	
86, ΑΙΟΛΟΥ ΣΤΡ. ΑΘΗΝΑ	(210)-3341000	(210)-3228187								
68, ΑΚΑΔΙΜΙΑΣ ΣΤΡ. ΑΘΗΝΑ	(210)-3328817	(210)-3328678								
NATIONAL SECURITIES SINGLE MEMBER SA				a		a	a	a		
66, ΛΕΩΦΟΡΟΣ ΑΘΗΝΩΝ 128-132 & ΙΦΙΓΕΝΙΑΣ ΑΘΗΝΑ	2103328784									
NUNTIUS BROKERAGE AND INVESTMENT SERVICES SINGLE MEMBER S.A.				a			a			
6, ΔΡΑΓΑΤΣΑΝΙΟΥ 6 ΑΘΗΝΑ	2103350599									
ONE PLUS CAPITAL LIMITED				a	a					
, 75 PRODROMOU AVENUE NICOSIA 1307	35722873760									
OPTIMA BANK S.A.				a		a	a	a	a	
, ΑΙΓΙΑΛΕΙΑΣ 32 & ΠΑΡΑΔΕΙΣΟΥ ΜΑΡΟΥΣΙ	210 8173000									
PANCRETA BANK S.A									a	
, ΙΚΑΡΟΥ 5	2810338746									
PANTELAKIS SECURITIES S.A.				a		a	a	a		
57, ΕΘΝΙΚΗΣ ΑΝΤΙΣΤΑΣΕΩΣ 57, ΚΤΙΠΙΟ Β CHALANDRI	2106965000									
PIRAEUS BANK S.A.				a			a		a	
, ΑΜΕΡΙΚΗΣ 4 ΑΘΗΝΑ	2103335000									
PIRAEUS SECURITIES S. A.				a		a	a	a		a
10, ΣΤΑΔΙΟΥ 10 ΑΘΗΝΑ	2103354100									
PROCHOICE SECURITIES LTD				a	a					
57, ΛΕΩΦ.ΣΠΥΡΟΥ ΚΥΠΡΙΑΝΟΥ 57, ΑΚΙΝΗΤΑ Φ	035724661192									
SHARELINK SECURITIES & FINANCIAL SERVICES LTD				a			a			
6, HOUSE-ΘΕΟΤΟΚΗ 6 ΜΕΓΑΡΟ ΕΛΜΗΝΑ	+357 22554200									
SOCIETE GENERALE S.A.				a	a		a			
, 17 COURS VALMY, CEDEX	+157290504									
SOLIDUS SECURITIES S.A				a			a			a
64, ΛΟΥΙΖΗΣ ΠΙΑΝΚΟΥΡ 64 ΑΘΗΝΑ	2106900605									
ST. EM. LAVRENTAKIS SECURITIES S.A.				a						
7-9, ΣΟΦΟΚΛΕΟΥΣ 7-9 ΑΘΗΝΑ	2103213336									
THE CYPRUS INVESTMENT & SECURITIES CORPORATION LTD				a	a					
154, 1 AG. PROKOPIΟΥ & POSIDONOS 1ST FLOOR	0035722121700									
UBS EUROPE SE				a	a					
, OPERNTURM, BOCKENHEIMER LANDSTRASSE 2-4	496921790									
UBS LIMITED					a					
1, FINSBURY AVENUE LONDON	+44 2075687135									
VIGOR FINANCE INVESTMENT SERVICES S.A.				a		a	a	a		
, ΨΥΧΑΡΗ 14 Ν. ΨΥΧΙΚΟ	2106718400									

Underlying Asset				Derivatives Market													
Price max	Price min	Closing price	change	Delivery Month	Open price	Price max	Price min	Last price	Closing price	Last Bid	Last Ask	Fixing price*	Life high	Life low	Trades	Volume	Open Interest
<b>FTSE/Athex Large Cap</b>				(Trade Unit: 1 Index Point x 2E, Cash Settlement)													
4,204.95	4,166.69	4,190.07	-0.35%	March 2025	4,200.50	4,200.50	4,174.25	4,184.00	4,184.00	---	---	---	4,233.00	---	131	1,125	1,497
				April 2025	4,172.00	4,198.00	4,160.00	4,187.00	4,187.00	---	---	---	4,231.00	---	180	1,112	4,479
				May 2025	4,163.00	4,163.00	4,146.25	4,148.00	4,148.00	---	---	---	4,188.00	---	46	91	62
				June 2025	---	---	---	---	4,200.75	---	---	---	4,130.00	---	---	---	1
				September 2025	---	---	---	---	4,247.75	---	---	---	---	---	---	---	---
				December 2025	---	---	---	---	4,269.00	---	---	---	---	---	---	---	---
<b>FTSE/Athex Banks</b>				(Trade Unit: 1 Index Point x 15E, Cash Settlement)													
1,669.39	1,633.11	1,645.08	-1.46%	March 2025	1,641.50	1,642.50	1,637.50	1,642.50	1,642.50	---	---	---	1,688.75	---	14	163	551
				June 2025	1,616.50	1,621.50	1,616.50	1,621.00	1,621.00	---	---	---	1,652.25	---	5	152	1,227
				September 2025	---	---	---	---	1,686.25	---	---	---	---	---	---	---	---
				December 2025	---	---	---	---	1,694.75	---	---	---	---	---	---	---	---
<b>MSCI GREECE REBASED</b>				(Trade Unit: 1 Index Point x 2E, Cash Settlement)													
6,759.46	6,657.50	6,702.80	-0.84%	March 2025	---	---	---	---	6,755.50	---	---	---	6,463.75	---	---	---	---
				April 2025	---	---	---	---	6,750.25	---	---	---	6,458.75	---	---	---	---
				May 2025	---	---	---	---	6,747.25	---	---	---	6,455.75	---	---	---	---
				June 2025	---	---	---	---	6,745.75	---	---	---	6,454.50	---	---	---	---
				July 2025	---	---	---	---	6,804.50	---	---	---	---	---	---	---	---
				August 2025	---	---	---	---	6,815.00	---	---	---	---	---	---	---	---
				September 2025	---	---	---	---	6,828.25	---	---	---	---	---	---	---	---
				December 2025	---	---	---	---	6,862.25	---	---	---	---	---	---	---	---

Derivatives notes - <https://www.athexgroup.gr/en/market-data/statistics/eod-closing-prices/>

Fixing prices and final open positions can be retrieved from the following path <http://www.athexgroup.gr/en/market-data/statistics/eod-closing-prices>

Underlying Asset				Derivatives Market													
Price max	Price min	Closing price	change	Delivery Month	Open price	Price max	Price min	Last price	Closing price	Last Bid	Last Ask	Fixing price*	Life high	Life low	Trades	Volume	Open Interest
<b>ADMIE (IPTO) HOLDING S.A. (CR)</b>				(Contract Size: 100 Securities, Physical Delivery)													
2.735	2.655	2.69	-1.10%	March 2025	2.73	2.77	2.67	2.68	2.68	---	---	---	2.89	---	33	405	6,097
				June 2025	2.79	2.80	2.68	2.70	2.70	---	---	---	2.80	---	30	498	16,661
				September 2025	---	---	---	---	2.75	---	---	---	---	---	---	---	---
				December 2025	---	---	---	---	2.76	---	---	---	---	---	---	---	---
<b>AEGEAN AIRLINES (CR)</b>				(Contract Size: 100 Securities, Physical Delivery)													
12.13	11.99	12.13	0.08%	March 2025	12.07	12.08	11.95	12.00	12.00	---	---	---	12.26	---	52	208	1,876
				June 2025	11.36	11.36	11.20	11.36	11.36	---	---	---	11.87	---	30	88	2,568
				September 2025	---	---	---	---	12.24	---	---	---	---	---	---	---	---
				December 2025	---	---	---	---	12.30	---	---	---	---	---	---	---	---
<b>AKTOR S.A. HOLDING CO. (CR)</b>				(Contract Size: 101 Securities, Physical Delivery)													
5.39	5.3	5.34	-0.93%	March 2025	5.35	5.35	5.32	5.33	5.33	---	---	---	5.52	4.70	18	381	3,369
				June 2025	5.39	5.39	5.31	5.31	5.31	---	---	---	5.53	---	25	448	13,531
				September 2025	---	---	---	---	5.44	---	---	---	---	---	---	---	---
				December 2025	---	---	---	---	5.47	---	---	---	---	---	---	---	---
<b>ALPHA SERVICES HOLD (CR)</b>				(Contract Size: 100 Securities, Physical Delivery)													
2.29	2.245	2.282	-0.78%	March 2025	2.26	2.29	2.25	2.28	2.28	---	---	---	2.35	---	93	9,631	16,597
				June 2025	2.26	2.28	2.23	2.26	2.26	---	---	---	2.33	---	294	18,806	88,156
				September 2025	---	---	---	---	2.32	---	---	---	---	---	---	---	---
				December 2025	---	---	---	---	2.34	---	---	---	---	---	---	---	---
<b>ATHENS INTL AIRPORT (CR)</b>				(Contract Size: 100 Securities, Physical Delivery)													
9.098	8.904	9.084	0.93%	March 2025	8.95	8.95	8.95	8.95	8.95	---	---	---	9.06	---	4	40	172
				June 2025	8.27	8.37	8.23	8.37	8.37	---	---	---	8.86	---	6	42	387
				September 2025	---	---	---	---	8.24	---	---	---	8.36	---	---	---	90
				December 2025	---	---	---	---	9.14	---	---	---	---	---	---	---	---
<b>AUTOHELLAS SA (CR)</b>				(Contract Size: 100 Securities, Physical Delivery)													
12.46	12.2	12.4	-0.16%	March 2025	---	---	---	---	12.25	---	---	---	12.58	---	---	---	30
				June 2025	11.55	11.55	11.55	11.55	11.55	---	---	---	11.55	---	1	1	136
				September 2025	---	---	---	---	12.55	---	---	---	---	---	---	---	---
				December 2025	---	---	---	---	12.61	---	---	---	---	---	---	---	---
<b>AVAX S.A. (CR)</b>				(Contract Size: 100 Securities, Physical Delivery)													
2.24	2.18	2.205	0.23%	March 2025	2.19	2.24	2.19	2.24	2.24	---	---	---	2.41	---	6	36	180
				June 2025	2.22	2.26	2.22	2.24	2.24	---	---	---	2.28	---	9	31	2,278
				September 2025	---	---	---	---	2.22	---	---	---	---	---	---	---	---
				December 2025	---	---	---	---	2.23	---	---	---	---	---	---	---	---

Derivatives notes - <https://www.athexgroup.gr/en/market-data/statistics/eod-closing-prices/>

Fixing prices and final open positions can be retrieved from the following path <http://www.athexgroup.gr/en/market-data/statistics/eod-closing-prices>

Underlying Asset				Derivatives Market													
Price max	Price min	Closing price	change	Delivery Month	Open price	Price max	Price min	Last price	Closing price	Last Bid	Last Ask	Fixing price*	Life high	Life low	Trades	Volume	Open Interest
<b>BANK OF CYPRUS (CR)</b>				(Contract Size: 100 Securities, Physical Delivery)													
6.12	6	6.06	-0.33%	March 2025	---	---	---	---	6.06	---	---	---	6.10	---	---	---	59
				June 2025	5.65	5.65	5.65	5.65	5.65	---	---	---	5.78	---	1	10	317
				September 2025	---	---	---	---	6.14	---	---	---	---	---	---	---	---
				December 2025	---	---	---	---	6.17	---	---	---	---	---	---	---	---
<b>CC HBC AG (CR)</b>				(Contract Size: 100 Securities, Physical Delivery)													
41.86	41.04	41.72	1.26%	March 2025	41.41	41.88	41.41	41.88	41.88	---	---	---	41.88	---	18	64	161
				June 2025	40.28	41.13	40.28	40.51	40.51	---	---	---	41.13	---	15	63	48
				September 2025	---	---	---	---	41.62	---	---	---	---	---	---	---	---
				December 2025	---	---	---	---	41.83	---	---	---	---	---	---	---	---
<b>CENERGY HOLDINGS (CB)</b>				(Contract Size: 100 Securities, Physical Delivery)													
9.46	9.25	9.25	-1.49%	March 2025	9.42	9.44	9.40	9.40	9.40	---	---	---	10.05	---	14	401	1,360
				June 2025	9.48	9.52	9.37	9.37	9.37	---	---	---	9.58	---	16	399	7,114
				September 2025	---	---	---	---	9.49	---	---	---	---	---	---	---	---
				December 2025	---	---	---	---	9.53	---	---	---	---	---	---	---	---
<b>ELLAKTOR (CR)</b>				(Contract Size: 100 Securities, Physical Delivery)													
2.365	2.28	2.29	-2.14%	March 2025	2.30	2.35	2.30	2.32	2.32	---	---	---	2.44	---	15	93	458
				June 2025	2.32	2.35	2.24	2.24	2.24	---	---	---	2.43	---	55	622	1,061
				September 2025	---	---	---	---	2.36	---	---	---	---	---	---	---	---
				December 2025	---	---	---	---	2.38	---	---	---	---	---	---	---	---
<b>ELVALHALCOR (CR)</b>				(Contract Size: 100 Securities, Physical Delivery)													
2.265	2.18	2.19	-2.88%	March 2025	2.23	2.23	2.19	2.19	2.19	---	---	---	2.28	---	19	449	2,061
				June 2025	2.26	2.27	2.20	2.21	2.21	---	---	---	2.28	---	23	464	5,735
				September 2025	---	---	---	---	2.28	---	---	---	---	---	---	---	---
				December 2025	---	---	---	---	2.29	---	---	---	---	---	---	---	---
<b>EUROBANK HOLDINGS (CR)</b>				(Contract Size: 100 Securities, Physical Delivery)													
2.642	2.56	2.59	-2.26%	March 2025	2.64	2.64	2.58	2.58	2.58	---	---	---	2.67	---	56	2,937	6,317
				June 2025	2.54	2.55	2.45	2.49	2.49	---	---	---	2.60	---	122	3,653	14,487
				September 2025	---	---	---	---	2.68	---	---	---	---	---	---	---	---
				December 2025	---	---	---	---	2.69	---	---	---	---	---	---	---	---
<b>EYDAP S.A. (CR)</b>				(Contract Size: 100 Securities, Physical Delivery)													
6.06	5.95	6.04	-0.33%	March 2025	6.03	6.03	5.98	5.98	5.98	---	---	---	6.17	---	3	10	1,351
				June 2025	5.91	5.95	5.91	5.95	5.95	---	---	---	6.08	---	7	34	4,808
				September 2025	---	---	---	---	6.12	---	---	---	---	---	---	---	---
				December 2025	---	---	---	---	6.15	---	---	---	---	---	---	---	---

Derivatives notes - <https://www.athexgroup.gr/en/market-data/statistics/eod-closing-prices/>

Fixing prices and final open positions can be retrieved from the following path <http://www.athexgroup.gr/en/market-data/statistics/eod-closing-prices>

Underlying Asset				Derivatives Market													
Price max	Price min	Closing price	change	Delivery Month	Open price	Price max	Price min	Last price	Closing price	Last Bid	Last Ask	Fixing price*	Life high	Life low	Trades	Volume	Open Interest
<b>FOURLIS (CR)</b>																	
(Contract Size: 100 Securities, Physical Delivery)																	
4.16	4.05	4.05	-1.22%	March 2025	4.10	4.10	4.06	4.06	4.06	---	---	---	4.36	---	9	117	148
				June 2025	4.13	4.14	4.13	4.14	4.14	---	---	---	4.17	---	5	111	892
				September 2025	---	---	---	---	4.14	---	---	---	---	---	---	---	---
				December 2025	---	---	---	---	4.16	---	---	---	---	---	---	---	---
<b>GEK TERNA (CR)</b>																	
(Contract Size: 100 Securities, Physical Delivery)																	
19.26	18.64	18.72	-1.99%	March 2025	19.07	19.19	19.02	19.02	19.02	---	---	---	19.19	---	13	551	3,348
				June 2025	19.07	19.31	18.80	18.81	18.81	---	---	---	19.31	---	60	794	10,248
				September 2025	---	---	---	---	19.29	---	---	---	---	---	---	---	---
				December 2025	---	---	---	---	19.39	---	---	---	---	---	---	---	---
<b>HELLENIC EXCHANGES-A.S.E. (CR)</b>																	
(Contract Size: 100 Securities, Physical Delivery)																	
5.44	5.32	5.32	-1.48%	March 2025	5.41	5.43	5.37	5.41	5.41	---	---	---	5.47	---	15	144	967
				June 2025	5.41	5.47	5.38	5.38	5.38	---	---	---	5.52	---	18	168	2,862
				September 2025	---	---	---	---	5.45	---	---	---	---	---	---	---	---
				December 2025	---	---	---	---	5.48	---	---	---	---	---	---	---	---
<b>HELLENIQ ENERGY (CR)</b>																	
(Contract Size: 100 Securities, Physical Delivery)																	
7.68	7.555	7.62	0.00%	March 2025	7.62	7.63	7.56	7.56	7.56	---	---	---	8.13	---	41	311	1,577
				June 2025	7.69	7.69	7.55	7.65	7.65	---	---	---	8.12	---	33	266	4,822
				September 2025	---	---	---	---	7.70	---	---	---	---	---	---	---	---
				December 2025	---	---	---	---	7.74	---	---	---	---	---	---	---	---
<b>INTRACOM HOLDINGS (CR)</b>																	
(Contract Size: 100 Securities, Physical Delivery)																	
3.265	3.19	3.24	1.89%	March 2025	3.18	3.25	3.18	3.23	3.23	---	---	---	3.36	---	46	800	3,322
				June 2025	3.21	3.30	3.20	3.23	3.23	---	---	---	3.31	---	90	2,099	11,047
				September 2025	---	---	---	---	3.21	---	---	---	---	---	---	---	---
				December 2025	---	---	---	---	3.23	---	---	---	---	---	---	---	---
<b>JUMBO SA (CR)</b>																	
(Contract Size: 100 Securities, Physical Delivery)																	
26.88	26.34	26.34	-0.60%	March 2025	26.60	26.60	26.44	26.44	26.44	---	---	---	27.70	---	4	54	286
				June 2025	26.22	26.22	25.94	25.94	25.94	---	---	---	27.10	---	3	52	262
				September 2025	---	---	---	---	26.77	---	---	---	---	---	---	---	---
				December 2025	---	---	---	---	26.90	---	---	---	---	---	---	---	---
<b>LAMDA DEVELOPMENT SA (CR)</b>																	
(Contract Size: 100 Securities, Physical Delivery)																	
6.71	6.57	6.57	-1.65%	March 2025	6.67	6.70	6.63	6.64	6.64	---	---	---	7.57	---	79	4,058	3,034
				June 2025	6.73	6.84	6.66	6.66	6.66	---	---	---	6.85	---	51	3,850	6,081
				September 2025	---	---	---	---	6.75	---	---	---	---	---	---	---	---
				December 2025	---	---	---	---	6.78	---	---	---	---	---	---	---	---

Derivatives notes - <https://www.athexgroup.gr/en/market-data/statistics/eod-closing-prices/>

Fixing prices and final open positions can be retrieved from the following path <http://www.athexgroup.gr/en/market-data/statistics/eod-closing-prices>

Underlying Asset				Derivatives Market													
Price max	Price min	Closing price	change	Delivery Month	Open price	Price max	Price min	Last price	Closing price	Last Bid	Last Ask	Fixing price*	Life high	Life low	Trades	Volume	Open Interest
<b>METLEN ENERGY &amp; METALS (CR)</b>																	
(Contract Size: 100 Securities, Physical Delivery)																	
39.1	38.28	38.8	-0.15%	March 2025	38.74	39.05	38.74	38.84	38.84	---	---	---	39.05	---	39	284	1,376
				June 2025	38.74	39.42	38.52	38.65	38.65	---	---	---	39.42	---	59	379	3,983
				September 2025	---	---	---	---	39.26	---	---	---	---	---	---	---	---
				December 2025	---	---	---	---	39.45	---	---	---	---	---	---	---	---
<b>MIG (CR)</b>																	
(Contract Size: 100 Securities, Physical Delivery)																	
2.85	2.79	2.805	0.00%	March 2025	2.75	2.81	2.73	2.81	2.81	---	---	---	3.07	---	5	37	118
				June 2025	2.77	2.77	2.74	2.74	2.74	---	---	---	2.89	---	2	28	251
				September 2025	---	---	---	---	2.83	---	---	---	---	---	---	---	---
				December 2025	---	---	---	---	2.85	---	---	---	---	---	---	---	---
<b>MOTOR OIL (CR)</b>																	
(Contract Size: 100 Securities, Physical Delivery)																	
21.9	21.44	21.72	-0.73%	March 2025	21.82	21.82	21.68	21.70	21.70	---	---	---	23.03	---	47	646	1,143
				June 2025	21.92	22.27	21.62	21.75	21.75	---	---	---	22.66	---	60	600	5,323
				September 2025	---	---	---	---	22.10	---	---	---	---	---	---	---	---
				December 2025	---	---	---	---	22.21	---	---	---	---	---	---	---	---
<b>NATIONAL BANK (CR)</b>																	
(Contract Size: 100 Securities, Physical Delivery)																	
9.848	9.7	9.71	-2.41%	March 2025	9.95	9.95	9.71	9.74	9.74	---	---	---	10.28	---	110	1,938	3,651
				June 2025	9.48	9.50	9.28	9.31	9.31	---	---	---	9.86	---	268	2,679	10,435
				September 2025	---	---	---	---	10.05	---	---	---	---	---	---	---	---
				December 2025	---	---	---	---	10.10	---	---	---	---	---	---	---	---
<b>OPAP (CR)</b>																	
(Contract Size: 100 Securities, Physical Delivery)																	
18.24	17.6	18.24	3.64%	March 2025	17.03	17.88	17.03	17.88	17.88	---	---	---	17.88	---	4	13	364
				June 2025	17.09	17.29	16.36	17.29	17.29	---	---	---	17.29	---	11	54	664
				September 2025	---	---	---	---	17.78	---	---	---	---	---	---	---	---
				December 2025	---	---	---	---	17.87	---	---	---	---	---	---	---	---
<b>OPTIMA BANK (CR)</b>																	
(Contract Size: 100 Securities, Physical Delivery)																	
16.12	15.36	16.12	4.40%	March 2025	15.32	15.32	15.32	15.32	15.32	---	---	---	15.61	---	1	1	35
				June 2025	15.63	15.94	15.63	15.94	15.94	---	---	---	15.94	---	4	4	53
				September 2025	---	---	---	---	15.60	---	---	---	---	---	---	---	---
				December 2025	---	---	---	---	15.68	---	---	---	---	---	---	---	---
<b>OTE (CR)</b>																	
(Contract Size: 100 Securities, Physical Delivery)																	
15.06	14.87	14.97	0.07%	March 2025	14.99	15.04	14.94	15.04	15.04	---	---	---	15.53	---	12	188	767
				June 2025	15.03	15.14	14.94	14.94	14.94	---	---	---	15.64	---	9	187	2,834
				September 2025	---	---	---	---	15.11	---	---	---	---	---	---	---	---
				December 2025	---	---	---	---	15.19	---	---	---	---	---	---	---	---

Derivatives notes - <https://www.athexgroup.gr/en/market-data/statistics/eod-closing-prices/>

Fixing prices and final open positions can be retrieved from the following path <http://www.athexgroup.gr/en/market-data/statistics/eod-closing-prices>

Underlying Asset				Derivatives Market													
Price max	Price min	Closing price	change	Delivery Month	Open price	Price max	Price min	Last price	Closing price	Last Bid	Last Ask	Fixing price*	Life high	Life low	Trades	Volume	Open Interest
<b>P.P.A. S.A. (CR)</b>				(Contract Size: 100 Securities, Physical Delivery)													
33.7	32.15	32.15	-4.60%	March 2025	33.45	33.45	33.45	33.45	33.45	---	---	---	33.45	---	3	8	20
				June 2025	33.70	33.70	32.97	32.97	32.97	---	---	---	33.70	---	4	9	125
				September 2025	---	---	---	---	34.04	---	---	---	---	---	---	---	---
				December 2025	---	---	---	---	34.21	---	---	---	---	---	---	---	---
<b>PIRAEUS FINANCIAL HOLD (CR)</b>				(Contract Size: 100 Securities, Physical Delivery)													
5.218	5.112	5.218	-0.61%	March 2025	5.20	5.20	5.17	5.17	5.17	---	---	---	5.31	---	123	7,858	10,931
				June 2025	5.23	5.24	5.14	5.24	5.24	---	---	---	5.35	---	233	10,299	39,744
				September 2025	---	---	---	---	5.30	---	---	---	---	---	---	---	---
				December 2025	---	---	---	---	5.33	---	---	---	---	---	---	---	---
<b>PPC (CR)</b>				(Contract Size: 100 Securities, Physical Delivery)													
13.8	13.63	13.76	-0.29%	March 2025	13.79	13.79	13.67	13.68	13.68	---	---	---	13.97	---	58	999	5,234
				June 2025	13.90	13.91	13.74	13.80	13.80	---	---	---	13.99	---	58	1,017	25,188
				September 2025	---	---	---	---	13.94	---	---	---	---	---	---	---	---
				December 2025	---	---	---	---	14.01	---	---	---	---	---	---	---	---
<b>QUEST HOLDINGS (CR)</b>				(Contract Size: 100 Securities, Physical Delivery)													
6.23	6.02	6.02	-2.59%	March 2025	6.18	6.18	6.18	6.18	6.18	---	---	---	6.51	---	3	3	27
				June 2025	6.26	6.26	6.12	6.12	6.12	---	---	---	6.35	---	3	3	157
				September 2025	---	---	---	---	6.24	---	---	---	---	---	---	---	---
				December 2025	---	---	---	---	6.27	---	---	---	---	---	---	---	---
<b>TITAN CEMENT (CB)</b>				(Contract Size: 100 Securities, Physical Delivery)													
41.35	40.9	41.35	0.73%	March 2025	41.14	41.22	41.14	41.22	41.22	---	---	---	45.75	---	3	141	405
				June 2025	41.29	42.14	40.45	41.21	41.21	---	---	---	42.14	---	9	142	335
				September 2025	---	---	---	---	41.47	---	---	---	---	---	---	---	---
				December 2025	---	---	---	---	41.67	---	---	---	---	---	---	---	---
<b>VIOHALCO SA/NV (CB)</b>				(Contract Size: 100 Securities, Physical Delivery)													
6.16	6.04	6.13	-0.16%	March 2025	6.11	6.11	6.05	6.07	6.07	---	---	---	6.19	---	38	526	1,448
				June 2025	6.16	6.16	6.07	6.13	6.13	---	---	---	6.25	---	41	513	4,800
				September 2025	---	---	---	---	6.20	---	---	---	---	---	---	---	---
				December 2025	---	---	---	---	6.23	---	---	---	---	---	---	---	---

Derivatives notes - <https://www.athexgroup.gr/en/market-data/statistics/eod-closing-prices/>

Fixing prices and final open positions can be retrieved from the following path <http://www.athexgroup.gr/en/market-data/statistics/eod-closing-prices>

FTSE/Athex Large Cap

(Trade Unit: 1 Index Point x 2€ - Exercise Style: European, Cash Settlement)

Call Options																Put Options																																																
Exercise Price	March 2025							April 2025							Other Months		March 2025						April 2025						Other Months		Exercise Price																																	
	Open price	Price max	Price min	Last price	Closing price	Volume	Open Interest	Open price	Price max	Price min	Last price	Closing price	Volume	Open Interest	Volume	Open Interest	Open price	Price max	Price min	Last price	Closing price	Volume	Open Interest	Open price	Price max	Price min	Last price	Closing price	Volume	Open Interest		Volume	Open Interest																															
3,000	0.00	0.00	0.00	-	-	-	-	-	-	-	-	-	-	-	-	0.00	0.00	0.00	-	3,001.00	-	-	-	-	-	-	-	-	-	-	-	3,000																																
3,050	0.00	0.00	0.00	-	-	-	-	-	-	-	-	-	-	-	-	0.00	0.00	0.00	-	3,051.00	-	-	-	-	-	-	-	-	-	-	-	3,050																																
3,100	0.00	0.00	0.00	-	-	-	-	-	-	-	-	-	-	-	-	0.00	0.00	0.00	-	3,101.00	-	-	-	-	-	-	-	-	-	-	-	3,100																																
3,150	0.00	0.00	0.00	-	-	-	-	-	-	-	-	-	-	-	-	0.00	0.00	0.00	-	3,151.00	-	-	-	-	-	-	-	-	-	-	-	3,150																																
3,200	0.00	0.00	0.00	-	-	-	-	-	-	-	-	-	-	-	-	0.00	0.00	0.00	-	3,201.00	-	-	-	-	-	-	-	-	-	-	-	3,200																																
3,250	0.00	0.00	0.00	-	-	-	-	-	-	-	-	-	-	-	-	0.00	0.00	0.00	-	3,251.00	-	-	-	-	-	-	-	-	-	-	-	3,250																																
3,300	0.00	0.00	0.00	-	-	-	-	-	-	-	-	-	-	-	-	0.00	0.00	0.00	-	3,301.00	-	-	-	-	-	-	-	-	-	-	-	3,300																																
3,350	0.00	0.00	0.00	-	-	-	-	-	-	-	-	-	-	-	-	0.00	0.00	0.00	-	3,351.00	-	-	-	-	-	-	-	-	-	-	-	3,350																																
3,400	0.00	0.00	0.00	-	-	-	-	0.00	0.00	0.00	-	794.00	-	-	-	0.00	0.00	0.00	-	3,401.00	-	-	0.00	0.00	0.00	-	0.01	-	-	-	-	3,400																																
3,450	0.00	0.00	0.00	-	-	-	-	0.00	0.00	0.00	-	744.00	-	-	-	0.00	0.00	0.00	-	3,451.00	-	-	0.00	0.00	0.00	-	0.01	-	-	-	-	3,450																																
3,500	0.00	0.00	0.00	-	-	-	-	0.00	0.00	0.00	-	694.00	-	-	-	0.00	0.00	0.00	-	3,501.00	-	-	0.00	0.00	0.00	-	0.01	-	-	-	-	3,500																																
3,550	0.00	0.00	0.00	-	-	-	-	0.00	0.00	0.00	-	644.00	-	-	-	0.00	0.00	0.00	-	3,551.00	-	-	0.00	0.00	0.00	-	0.03	-	-	-	-	3,550																																
3,600	0.00	0.00	0.00	-	-	-	-	0.00	0.00	0.00	-	594.00	-	-	-	0.00	0.00	0.00	-	3,601.00	-	-	0.00	0.00	0.00	-	0.09	-	-	-	-	3,600																																
3,650	0.00	0.00	0.00	-	-	-	20	0.00	0.00	0.00	-	544.00	-	-	-	0.00	0.00	0.00	-	3,651.00	-	1	0.00	0.00	0.00	-	0.23	-	-	-	-	3,650																																
3,700	0.00	0.00	0.00	-	-	-	21	0.00	0.00	0.00	-	495.00	-	-	-	0.00	0.00	0.00	-	3,701.00	-	61	0.00	0.00	0.00	-	0.53	-	-	-	-	3,700																																
3,750	0.00	0.00	0.00	-	-	-	-	0.00	0.00	0.00	-	445.00	-	-	-	0.00	0.00	0.00	-	3,751.00	-	20	0.00	0.00	0.00	-	1.10	-	-	-	-	3,750																																
3,800	0.00	0.00	0.00	-	-	-	20	0.00	0.00	0.00	-	396.00	-	-	-	0.00	0.00	0.00	-	3,801.00	-	85	0.00	0.00	0.00	-	2.30	-	-	-	-	3,800																																
3,850	0.00	0.00	0.00	-	-	-	3	0.00	0.00	0.00	-	348.00	-	-	-	0.00	0.00	0.00	-	3,851.00	-	43	0.00	0.00	0.00	-	4.30	-	1	-	-	3,850																																
3,900	0.00	0.00	0.00	-	-	-	44	0.00	0.00	0.00	-	302.00	-	-	-	0.00	0.00	0.00	-	3,901.00	-	54	0.00	0.00	0.00	-	7.60	-	21	-	-	3,900																																
3,950	0.00	0.00	0.00	-	-	-	61	0.00	0.00	0.00	-	257.00	-	20	-	0.00	0.00	0.00	-	3,951.00	-	36	17.00	17.00	17.00	17.00	17.00	1	63	-	-	3,950																																
4,000	0.00	0.00	0.00	-	-	-	31	0.00	0.00	0.00	-	215.00	-	42	-	0.00	0.00	0.00	-	4,001.00	-	16	23.25	23.25	23.25	23.25	23.25	20	30	-	-	4,000																																
4,100	0.00	0.00	0.00	-	-	-	26	119.00	119.00	119.00	119.00	119.00	1	40	-	0.00	0.00	0.00	-	4,101.00	-	13	55.00	55.00	55.00	55.00	55.00	1	65	-	-	4,100																																
4,200	2.50	2.50	2.50	2.50	-	2	17	0.00	0.00	0.00	-	84.00	-	27	-	0.00	2.50	0.00	-	4,201.00	-	60	90.00	103.00	90.00	103.00	103.00	11	51	-	-	4,200																																
4,300	0.00	0.00	0.00	-	-	-	-	35.00	35.00	34.00	34.00	34.00	20	120	-	0.00	0.00	0.00	-	4,301.00	-	-	0.00	0.00	0.00	-	150.00	-	21	-	-	4,300																																
4,400	0.00	0.00	0.00	-	-	-	-	0.00	0.00	0.00	-	21.50	-	-	-	0.00	0.00	0.00	-	4,401.00	-	-	0.00	0.00	0.00	-	226.00	-	-	-	-	4,400																																
4,500	0.00	0.00	0.00	-	-	-	-	0.00	0.00	0.00	-	9.10	-	-	-	0.00	0.00	0.00	-	4,501.00	-	-	0.00	0.00	0.00	-	314.00	-	-	-	-	4,500																																
4,600	0.00	0.00	0.00	-	-	-	-	0.00	0.00	0.00	-	3.40	-	-	-	0.00	0.00	0.00	-	4,601.00	-	-	0.00	0.00	0.00	-	408.00	-	-	-	-	4,600																																
4,700	-	-	-	-	-	-	-	0.00	0.00	0.00	-	1.20	-	-	-	-	-	-	-	-	-	-	-	-	-	-	-	-	-	-	-	4,700																																
Totals:							2							243																			21	249	0	0												0	389												33	252	0	0
Number of Trades:							1							3																			0															0													5		0	



ALPHA SERVICES HOLD (CR)

(Contract Size: 100 Securities, Exercise Style: American, Physical Delivery)

Call Options														Put Options																		
March 2025							April 2025							Other Months		March 2025							April 2025							Other Months		Exercise Price
Open price	Price max	Price min	Last price	Closing price	Volume	Open Interest	Open price	Price max	Price min	Last price	Closing price	Volume	Open Interest	Volume	Open Interest	Open price	Price max	Price min	Last price	Closing price	Volume	Open Interest	Open price	Price max	Price min	Last price	Closing price	Volume	Open Interest	Volume	Open Interest	
0.950	0.000	0.000	0.000		-	-						-	-			0.000	0.000	0.000		1.95	-	-				-	-					0.010
1.000	0.000	0.000	0.000		-	-						-	-			0.000	0.000	0.000		2.00	-	-				-	-					0.010
1.100	0.000	0.000	0.000		-	-						-	-			0.000	0.000	0.000		2.10	-	-				-	-					0.011
1.200	0.000	0.000	0.000		-	-	0.000	0.000	0.000		1.10	-	-			0.000	0.000	0.000		2.20	-	-	0.000	0.000	0.000	0.001	-	-			0.012	
1.300	0.000	0.000	0.000		-	-	0.000	0.000	0.000		1.00	-	-			0.000	0.000	0.000		2.30	-	-	0.000	0.000	0.000	0.001	-	-			0.013	
1.400	0.000	0.000	0.000		-	-	0.000	0.000	0.000		0.902	-	-			0.000	0.000	0.000		2.40	-	-	0.000	0.000	0.000	0.001	-	-			0.014	
1.500	0.000	0.000	0.000		-	-	0.000	0.000	0.000		0.802	-	-			0.000	0.000	0.000		2.50	-	-	0.000	0.000	0.000	0.001	-	-			0.015	
1.600	0.000	0.000	0.000		-	-	0.000	0.000	0.000		0.702	-	-			0.000	0.000	0.000		2.60	-	-	0.000	0.000	0.000	0.001	-	-			0.016	
1.700	0.000	0.000	0.000		-	-	0.000	0.000	0.000		0.603	-	-			0.000	0.000	0.000		2.70	-	-	0.000	0.000	0.000	0.001	-	-			0.017	
1.800	0.000	0.000	0.000		-	-	0.000	0.000	0.000		0.503	-	-			0.000	0.000	0.000		2.80	-	-	0.000	0.000	0.000	0.001	-	-			0.018	
1.900	0.000	0.000	0.000		-	-	0.000	0.000	0.000		0.404	-	-			0.000	0.000	0.000		2.90	-	-	0.000	0.000	0.000	0.001	-	-			0.019	
2.000	0.000	0.000	0.000		-	-	0.000	0.000	0.000		0.308	-	-			0.000	0.000	0.000		3.00	-	-	0.000	0.000	0.000	0.005	-	-			0.020	
2.200	0.000	0.000	0.000		-	-	0.000	0.000	0.000		0.144	-	10,000			0.000	0.000	0.000		3.20	-	-	0.000	0.000	0.000	0.041	-	-			0.022	
2.400	0.000	0.000	0.000		-	-	0.000	0.000	0.000		0.047	-	-			0.000	0.000	0.000		3.40	-	-	0.000	0.000	0.000	0.143	-	-			0.024	
2.600	0.000	0.000	0.000		-	-	0.000	0.000	0.000		0.010	-	-			0.000	0.000	0.000		3.60	-	-	0.000	0.000	0.000	0.307	-	-			0.026	
2.800	0.000	0.000	0.000		-	-	0.000	0.000	0.000		0.001	-	-			0.000	0.000	0.000		3.80	-	-	0.000	0.000	0.000	0.500	-	-			0.028	
3.000	0.000	0.000	0.000		-	-	0.000	0.000	0.000		0.001	-	-			0.000	0.000	0.000		4.00	-	-	0.000	0.000	0.000	0.700	-	-			0.030	
3.200	0.000	0.000	0.000		-	-	0.000	0.000	0.000		0.001	-	-			0.000	0.000	0.000		4.20	-	-	0.000	0.000	0.000	0.900	-	-			0.032	
3.400					-	-	0.000	0.000	0.000		0.001	-	-								-	-	0.000	0.000	0.000	1.10	-	-			0.034	
Totals:					0	0					0	10,000	0	0							0	0									0	
Number of Trades:					0						0		0								0.00										0	

NATIONAL BANK (CR)

(Contract Size: 100 Securities, Exercise Style: American, Physical Delivery)

Call Options														Put Options																			
March 2025							April 2025							Other Months		March 2025							April 2025							Other Months		Exercise Price	
Open price	Price max	Price min	Last price	Closing price	Volume	Open Interest	Open price	Price max	Price min	Last price	Closing price	Volume	Open Interest	Volume	Open Interest	Open price	Price max	Price min	Last price	Closing price	Volume	Open Interest	Open price	Price max	Price min	Last price	Closing price	Volume	Open Interest	Volume	Open Interest		
4.800	0.000	0.000	0.000		-	-						-	-			0.000	0.000	0.000	5.80	-	-			-	-							0.048	
5.200	0.000	0.000	0.000		-	-						-	-			0.000	0.000	0.000	6.20	-	-			-	-							0.052	
5.600	0.000	0.000	0.000		-	-						-	-			0.000	0.000	0.000	6.60	-	-			-	-							0.056	
6.000	0.000	0.000	0.000		-	-	0.000	0.000	0.000		3.96	-	-			0.000	0.000	0.000	7.00	-	-	0.000	0.000	0.000	0.000	0.001	-	-			0.060		
6.400	0.000	0.000	0.000		-	-	0.000	0.000	0.000		3.56	-	-			0.000	0.000	0.000	7.40	-	-	0.000	0.000	0.000	0.000	0.001	-	-			0.064		
6.800	0.000	0.000	0.000		-	-	0.000	0.000	0.000		3.16	-	-			0.000	0.000	0.000	7.80	-	-	0.000	0.000	0.000	0.000	0.001	-	-			0.068		
7.200	0.000	0.000	0.000		-	-	0.000	0.000	0.000		2.76	-	-			0.000	0.000	0.000	8.20	-	-	0.000	0.000	0.000	0.000	0.001	-	-			0.072		
7.600	0.000	0.000	0.000		-	-	0.000	0.000	0.000		2.36	-	-			0.000	0.000	0.000	8.60	-	-	0.000	0.000	0.000	0.000	0.001	-	-			0.076		
8.000	0.000	0.000	0.000		-	-	0.000	0.000	0.000		1.96	-	-			0.000	0.000	0.000	9.00	-	-	0.000	0.000	0.000	0.000	0.001	-	-			0.080		
8.400	0.000	0.000	0.000		-	-	0.000	0.000	0.000		1.57	-	-			0.000	0.000	0.000	9.40	-	-	0.000	0.000	0.000	0.000	0.003	-	-			0.084		
8.800	0.000	0.000	0.000		-	-	0.000	0.000	0.000		1.18	-	-			0.000	0.000	0.000	9.80	-	-	0.000	0.000	0.000	0.000	0.015	-	-			0.088		
9.200	0.000	0.000	0.000		-	-	0.000	0.000	0.000		0.820	-	-			0.000	0.000	0.000	10.20	-	-	0.000	0.000	0.000	0.000	0.056	-	-			0.092		
9.600	0.000	0.000	0.000		-	-	0.000	0.000	0.000		0.515	-	-			0.000	0.000	0.000	10.60	-	-	0.000	0.000	0.000	0.000	0.151	-	-			0.096		
10.000	0.000	0.000	0.000		-	-	0.000	0.000	0.000		0.287	-	-			0.000	0.000	0.000	11.00	-	-	0.000	0.000	0.000	0.000	0.322	-	-			0.100		
11.000	0.000	0.000	0.000		-	-	0.000	0.000	0.000		0.037	-	-			0.000	0.000	0.000	12.00	-	-	0.000	0.000	0.000	0.000	1.08	-	-			0.110		
12.000	0.000	0.000	0.000		-	-	0.000	0.000	0.000		0.002	-	-			0.000	0.000	0.000	13.00	-	-	0.000	0.000	0.000	0.000	2.05	-	-			0.120		
13.000	0.000	0.000	0.000		-	-	0.000	0.000	0.000		0.001	-	-			0.000	0.000	0.000	14.00	-	-	0.000	0.000	0.000	0.000	3.05	-	-			0.130		
14.000	0.000	0.000	0.000		-	-	0.000	0.000	0.000		0.001	-	-			0.000	0.000	0.000	15.00	-	-	0.000	0.000	0.000	0.000	4.05	-	-			0.140		
15.000	0.000	0.000	0.000		-	-	0.000	0.000	0.000		0.001	-	-			0.000	0.000	0.000	16.00	-	-	0.000	0.000	0.000	0.000	5.05	-	-			0.150		
Totals:					0	0					0	0	0			0	0					0	0							0	4	0	0
Number of Trades:					0						0	0			0.00								0							0			0

OPAP (CR)

(Contract Size: 100 Securities, Exercise Style: American, Physical Delivery)

Call Options														Put Options																		
March 2025							April 2025							Other Months		March 2025							April 2025							Other Months		Exercise Price
Open price	Price max	Price min	Last price	Closing price	Volume	Open Interest	Open price	Price max	Price min	Last price	Closing price	Volume	Open Interest	Volume	Open Interest	Open price	Price max	Price min	Last price	Closing price	Volume	Open Interest	Open price	Price max	Price min	Last price	Closing price	Volume	Open Interest	Volume	Open Interest	
9.600	0.000	0.000	0.000		-	-										0.000	0.000	0.000	10.60	-	-											0.096
10.000	0.000	0.000	0.000		-	-										0.000	0.000	0.000	11.00	-	-											0.100
11.000	0.000	0.000	0.000		-	-	0.000	0.000	0.000	6.62	-	-				0.000	0.000	0.000	12.00	-	-	0.000	0.000	0.000	0.001	-	-				0.110	
12.000	0.000	0.000	0.000		-	-	0.000	0.000	0.000	5.62	-	-				0.000	0.000	0.000	13.00	-	-	0.000	0.000	0.000	0.001	-	-				0.120	
13.000	0.000	0.000	0.000		-	-	0.000	0.000	0.000	4.62	-	-				0.000	0.000	0.000	14.00	-	-	0.000	0.000	0.000	0.001	-	-				0.130	
14.000	0.000	0.000	0.000		-	-	0.000	0.000	0.000	3.62	-	-				0.000	0.000	0.000	15.00	-	-	0.000	0.000	0.000	0.001	-	-				0.140	
15.000	0.000	0.000	0.000		-	-	0.000	0.000	0.000	2.62	-	-				0.000	0.000	0.000	16.00	-	-	0.000	0.000	0.000	0.001	-	-				0.150	
16.000	0.000	0.000	0.000		-	-	0.000	0.000	0.000	1.65	-	-				0.000	0.000	0.000	17.00	-	-	0.000	0.000	0.000	0.024	-	-				0.160	
17.000	0.000	0.000	0.000		-	5	0.000	0.000	0.000	0.803	-	-				0.000	0.000	0.000	18.00	-	1	0.000	0.000	0.000	0.177	-	-				0.170	
18.000	0.000	0.000	0.000		-	-	0.000	0.000	0.000	0.272	-	-				0.000	0.000	0.000	19.00	-	-	0.000	0.000	0.000	0.647	-	-				0.180	
19.000	0.000	0.000	0.000		-	-	0.000	0.000	0.000	0.059	-	-				0.000	0.000	0.000	20.00	-	-	0.000	0.000	0.000	1.44	-	-				0.190	
20.000	0.000	0.000	0.000		-	-	0.000	0.000	0.000	0.008	-	-				0.000	0.000	0.000	21.00	-	-	0.000	0.000	0.000	2.40	-	-				0.200	
22.000	0.000	0.000	0.000		-	-	0.000	0.000	0.000	0.001	-	-				0.000	0.000	0.000	23.00	-	-	0.000	0.000	0.000	4.40	-	-				0.220	
24.000	0.000	0.000	0.000		-	-	0.000	0.000	0.000	0.001	-	-				0.000	0.000	0.000	25.00	-	-	0.000	0.000	0.000	6.40	-	-				0.240	
26.000					-	-	0.000	0.000	0.000	0.001	-	-																			0.260	
Totals:					0	5						0	0	0	0	0						0	1						0	0	0	0
Number of Trades:					0							0	0	0									0.00						0	0		

OTE (CR)

(Contract Size: 100 Securities, Exercise Style: American, Physical Delivery)

Call Options														Put Options																			
March 2025							April 2025							Other Months		March 2025							April 2025							Other Months		Exercise Price	
Open price	Price max	Price min	Last price	Closing price	Volume	Open Interest	Open price	Price max	Price min	Last price	Closing price	Volume	Open Interest	Volume	Open Interest	Open price	Price max	Price min	Last price	Closing price	Volume	Open Interest	Open price	Price max	Price min	Last price	Closing price	Volume	Open Interest	Volume	Open Interest		
9.200	0.000	0.000	0.000		-	-										0.000	0.000	0.000	10.20		-	-											0.092
9.600	0.000	0.000	0.000		-	-	0.000	0.000	0.000	5.37		-	-			0.000	0.000	0.000	10.60		-	-	0.000	0.000	0.000	0.001		-	-			0.096	
10.000	0.000	0.000	0.000		-	-	0.000	0.000	0.000	4.98		-	-			0.000	0.000	0.000	11.00		-	-	0.000	0.000	0.000	0.001		-	-			0.100	
11.000	0.000	0.000	0.000		-	-	0.000	0.000	0.000	3.98		-	-			0.000	0.000	0.000	12.00		-	-	0.000	0.000	0.000	0.001		-	-			0.110	
12.000	0.000	0.000	0.000		-	-	0.000	0.000	0.000	2.98		-	-			0.000	0.000	0.000	13.00		-	-	0.000	0.000	0.000	0.001		-	-			0.120	
13.000	0.000	0.000	0.000		-	-	0.000	0.000	0.000	1.98		-	-			0.000	0.000	0.000	14.00		-	-	0.000	0.000	0.000	0.002		-	-			0.130	
14.000	0.000	0.000	0.000		-	-	0.000	0.000	0.000	1.03		-	-			0.000	0.000	0.000	15.00		-	-	0.000	0.000	0.000	0.047		-	-			0.140	
15.000	0.000	0.000	0.000		-	-	0.000	0.000	0.000	0.333		-	-			0.000	0.000	0.000	16.00		-	-	0.000	0.000	0.000	0.351		-	-			0.150	
16.000	0.000	0.000	0.000		-	-	0.000	0.000	0.000	0.054		-	-			0.000	0.000	0.000	17.00		-	-	0.000	0.000	0.000	1.08		-	-			0.160	
17.000	0.000	0.000	0.000		-	-	0.000	0.000	0.000	0.004		-	-			0.000	0.000	0.000	18.00		-	-	0.000	0.000	0.000	2.04		-	-			0.170	
18.000	0.000	0.000	0.000		-	-	0.000	0.000	0.000	0.001		-	-			0.000	0.000	0.000	19.00		-	-	0.000	0.000	0.000	3.04		-	-			0.180	
19.000	0.000	0.000	0.000		-	-	0.000	0.000	0.000	0.001		-	-			0.000	0.000	0.000	20.00		-	-	0.000	0.000	0.000	4.04		-	-			0.190	
20.000	0.000	0.000	0.000		-	-	0.000	0.000	0.000	0.001		-	-			0.000	0.000	0.000	21.00		-	-	0.000	0.000	0.000	5.04		-	-			0.200	
22.000	0.000	0.000	0.000		-	-						-	-			0.000	0.000	0.000	23.00		-	-						-	-			0.220	
Totals:					0	0						0	0	0								0	0									0	0
Number of Trades:					0							0	0										0.00									0	

PIRAEUS FINANCIAL HOLD (CR)

(Contract Size: 100 Securities, Exercise Style: American, Physical Delivery)

Call Options														Put Options																		
March 2025							April 2025							Other Months		March 2025					April 2025					Other Months		Exercise Price				
Open price	Price max	Price min	Last price	Closing price	Volume	Open Interest	Open price	Price max	Price min	Last price	Closing price	Volume	Open Interest	Volume	Open Interest	Open price	Price max	Price min	Last price	Closing price	Volume	Open Interest	Open price	Price max	Price min	Last price	Closing price		Volume	Open Interest	Volume	Open Interest
2.400	0.000	0.000	0.000		-	-										0.000	0.000	0.000		3.40	-	-										0.024
2.600	0.000	0.000	0.000		-	-										0.000	0.000	0.000		3.60	-	-										0.026
2.800	0.000	0.000	0.000		-	-										0.000	0.000	0.000		3.80	-	-										0.028
3.000	0.000	0.000	0.000		-	-	0.000	0.000	0.000		2.25	-	-			0.000	0.000	0.000		4.00	-	-	0.000	0.000	0.000		0.001	-	-		0.030	
3.200	0.000	0.000	0.000		-	-	0.000	0.000	0.000		2.05	-	-			0.000	0.000	0.000		4.20	-	-	0.000	0.000	0.000		0.001	-	-		0.032	
3.400	0.000	0.000	0.000		-	-	0.000	0.000	0.000		1.86	-	-			0.000	0.000	0.000		4.40	-	-	0.000	0.000	0.000		0.001	-	-		0.034	
3.600	0.000	0.000	0.000		-	-	0.000	0.000	0.000		1.66	-	-			0.000	0.000	0.000		4.60	-	-	0.000	0.000	0.000		0.001	-	-		0.036	
3.800	0.000	0.000	0.000		-	-	0.000	0.000	0.000		1.46	-	-			0.000	0.000	0.000		4.80	-	-	0.000	0.000	0.000		0.001	-	-		0.038	
4.000	0.000	0.000	0.000		-	-	0.000	0.000	0.000		1.26	-	-			0.000	0.000	0.000		5.00	-	-	0.000	0.000	0.000		0.001	-	-		0.040	
4.400	0.000	0.000	0.000		-	-	0.000	0.000	0.000		0.859	-	-			0.000	0.000	0.000		5.40	-	-	0.000	0.000	0.000		0.002	-	-		0.044	
4.800	0.000	0.000	0.000		-	-	0.000	0.000	0.000		0.483	-	-			0.000	0.000	0.000		5.80	-	-	0.000	0.000	0.000		0.025	-	-		0.048	
5.200	0.000	0.000	0.000		-	-	0.000	0.000	0.000		0.199	-	-			0.000	0.000	0.000		6.20	-	-	0.000	0.000	0.000		0.141	-	-		0.052	
5.600	0.000	0.000	0.000		-	-	0.000	0.000	0.000		0.054	-	-			0.000	0.000	0.000		6.60	-	-	0.000	0.000	0.000		0.397	-	-		0.056	
6.000	0.000	0.000	0.000		-	-	0.000	0.000	0.000		0.009	-	-			0.000	0.000	0.000		7.00	-	-	0.000	0.000	0.000		0.754	-	-		0.060	
6.400	0.000	0.000	0.000		-	-	0.000	0.000	0.000		0.001	-	-			0.000	0.000	0.000		7.40	-	-	0.000	0.000	0.000		1.15	-	-		0.064	
6.800	0.000	0.000	0.000		-	-	0.000	0.000	0.000		0.001	-	-			0.000	0.000	0.000		7.80	-	-	0.000	0.000	0.000		1.55	-	-		0.068	
7.200					-	-	0.000	0.000	0.000		0.001	-	-								-	-	0.000	0.000	0.000		1.95	-	-		0.072	
Totals:					0	0						0	0	0								0	0									0
Number of Trades:					0							0	0										0.00									0

PPC (CR)

(Contract Size: 100 Securities, Exercise Style: American, Physical Delivery)

Call Options														Put Options																				
March 2025							April 2025							Other Months		March 2025							April 2025							Other Months		Exercise Price		
Open price	Price max	Price min	Last price	Closing price	Volume	Open Interest	Open price	Price max	Price min	Last price	Closing price	Volume	Open Interest	Volume	Open Interest	Open price	Price max	Price min	Last price	Closing price	Volume	Open Interest	Open price	Price max	Price min	Last price	Closing price	Volume	Open Interest	Volume	Open Interest			
8.000	0.000	0.000	0.000		-	-						-	-			0.000	0.000	0.000		9.00	-	-			-	-						0.080		
8.400	0.000	0.000	0.000		-	-						-	-			0.000	0.000	0.000		9.40	-	-			-	-						0.084		
8.800	0.000	0.000	0.000		-	-						-	-			0.000	0.000	0.000		9.80	-	-			-	-						0.088		
9.200	0.000	0.000	0.000		-	-	0.000	0.000	0.000		4.61	-	-			0.000	0.000	0.000		10.20	-	-	0.000	0.000	0.000		0.001	-	-			0.092		
9.600	0.000	0.000	0.000		-	-	0.000	0.000	0.000		4.21	-	-			0.000	0.000	0.000		10.60	-	-	0.000	0.000	0.000		0.001	-	-			0.096		
10.000	0.000	0.000	0.000		-	-	0.000	0.000	0.000		3.82	-	-			0.000	0.000	0.000		11.00	-	-	0.000	0.000	0.000		0.001	-	-			0.100		
11.000	0.000	0.000	0.000		-	-	0.000	0.000	0.000		2.82	-	-			0.000	0.000	0.000		12.00	-	-	0.000	0.000	0.000		0.001	-	-			0.110		
12.000	0.000	0.000	0.000		-	50	0.000	0.000	0.000		1.83	-	-			0.000	0.000	0.000		13.00	-	60	0.000	0.000	0.000		0.009	-	-			0.120		
13.000	0.000	0.000	0.000		-	12	0.000	0.000	0.000		0.927	-	2			0.000	0.000	0.000		14.00	-	51	0.000	0.000	0.000		0.107	-	-			0.130		
14.000	0.000	0.000	0.000		-	4	0.269	0.269	0.269	0.269	0.269	5	14			0.000	0.000	0.000		15.00	-	-	0.000	0.000	0.000		0.499	-	-			0.140		
15.000	0.000	0.000	0.000		-	-	0.000	0.000	0.000		0.066	-	-			0.000	0.000	0.000		16.00	-	-	0.000	0.000	0.000		1.25	-	-			0.150		
16.000	0.000	0.000	0.000		-	-	0.000	0.000	0.000		0.008	-	-			0.000	0.000	0.000		17.00	-	-	0.000	0.000	0.000		2.20	-	-			0.160		
17.000	0.000	0.000	0.000		-	-	0.000	0.000	0.000		0.001	-	-			0.000	0.000	0.000		18.00	-	-	0.000	0.000	0.000		3.20	-	-			0.170		
18.000	0.000	0.000	0.000		-	-	0.000	0.000	0.000		0.001	-	-			0.000	0.000	0.000		19.00	-	-	0.000	0.000	0.000		4.20	-	-			0.180		
19.000	0.000	0.000	0.000		-	-	0.000	0.000	0.000		0.001	-	-			0.000	0.000	0.000		20.00	-	-	0.000	0.000	0.000		5.20	-	-			0.190		
Totals:					0	66						5	16	0	0								0	111							0	255	0	0
Number of Trades:					0							1		0									0.00								0		0	

Lending Products	Underlying Title	Open Interest[5]	Multilateral Transactions[1]				Bilateral Transactions[2]		Stock Borrowing through OTC (volume)[3]
			Volume(Offered)	Average Weighted	Transactions volume	Average Weighted	Transactions Volume	Average Weighted	Transactions Volume
ADMIEBOR	ADMIE (IPTO) HOLDING S.A. (CR)	---	---	---	---	---	---	243,453	
AEGNBOR	AEGEAN AIRLINES (CR)	19,400	---	---	17,452	4.30%	---	746,493	
AKTRBOR	AKTOR S.A. HOLDING CO. (CR)	455	---	---	---	---	---	974,339	
AETFBOR	ALPHA ETF FTSE Athex Large Cap	---	---	---	---	---	---	---	
ALPHABOR	ALPHA SERVICES HOLD (CR)	94,425	---	---	75,000	4.23%	---	60,480,526	
AIABOR	ATHENS INTL AIRPORT (CR)	18,300	---	---	---	---	---	165,191	
ACAGBOR	AUSTRIACARD (CB)	---	---	---	---	---	---	4	
OTOELBOR	AUTOHELLAS SA (CR)	496	---	---	---	---	---	40,831	
AVAXBOR	AVAX S.A. (CR)	---	---	---	---	---	---	---	
BOCHGRBOR	BANK OF CYPRUS (CR)	---	---	---	---	---	---	80,928	
EEEBOR	CC HBC AG (CR)	47,804	---	---	---	---	---	189,672	
CENERBOR	CENERGY HOLDINGS (CB)	---	---	---	---	---	---	420,884	
DIMANDBOR	DIMAND (CR)	---	---	---	---	---	---	7,676	
ELLAKTORBOR	ELLAKTOR (CR)	30,600	---	---	3,500	3.95%	---	93,349	
ELHABOR	ELVALHALCOR (CR)	---	---	---	---	---	---	112,887	
EUROBBOR	EUROBANK HOLDINGS (CR)	14,793	---	---	---	---	---	93,357,964	
EYDAPBOR	EYDAP S.A. (CR)	---	---	---	---	---	---	221,066	
FOYRKBOR	FOURLIS (CR)	---	---	---	---	---	---	21,673	
GEKTERNABOR	GEK TERNA (CR)	---	---	---	---	---	---	471,482	
SARBOR	GR. SARANTIS S.A. (CR)	8,591	---	---	---	---	---	17,974	
EXAEBOR	HELLENIC EXCHANGES-A.S.E. (CR)	---	---	---	---	---	---	152,786	
ELPEBOR	HELLENIQ ENERGY (CR)	951	---	---	26,721	4.65%	---	2,460,389	
INTEKBOR	IDEAL HOLDINGS (CR)	---	---	---	---	---	---	11,600	
INTRKBOR	INTRACOM HOLDINGS (CR)	---	---	---	---	---	---	10,000	
INLOTBOR	INTRALOT (CR)	---	---	---	---	---	---	756,635	
BELABOR	JUMBO SA (CR)	22,033	---	---	---	---	---	240,908	
KRIBOR	KRI-KRI S.A. (CR)	1,000	---	---	---	---	---	1,000	
LAMDABOR	LAMDA DEVELOPMENT SA (CR)	---	---	---	1,000	3.95%	---	223,277	
LAVIBOR	LAVIPHARM SA (CR)	---	---	---	---	---	---	---	
MYTILBOR	METLEN ENERGY & METALS (CR)	1,200	---	---	---	---	---	837,341	
MIGBOR	MIG (CR)	541	---	---	---	---	---	39,913	

## Stock Lending Notes

[1] - Multilateral contracts Lending or Borrowing as per Methods 8-1, 8-2 and 8-3-3 (According to ATHEX BoD Resolution No.17)

[2] - Bilateral Contracts Lending or Borrowing as per Methods 8-3-1 and 8-3-2 & Contracts as per Method 4 (According to ATHEX BoD Resolution No.20)

[3] - The information concerning OTC Stock Borrowing Transactions is based on the statements of the Dematerialised Securities System (DSS) operators involved and refers to volumes that have been registered up until the previous working day.

[4] - Average Price (Volume weighted)

[5] - The Data concerning Open Interest before the start of trading session

Lending Products	Underlying Title	Multilateral Transactions[1]				Bilateral Transactions[2]		Stock Borrowing through OTC (volume)[3]
		Open Interest[5]	Volume(Offered)	Average Weighted	Transactions volume	Average Weighted	Transactions Volume	Transactions Volume
MOHBOR	MOTOR OIL (CR)	33	---	---	---	---	---	927,021
ETEBOR	NATIONAL BANK (CR)	94,414	---	---	270	3.95%	---	24,015,567
NOVALBOR	NOVAL PROPERTY REIC (CR)	---	---	---	---	---	---	---
OPAPBOR	OPAP (CR)	4,278	---	---	39,909	4.34%	---	1,699,375
OPTIMABOR	OPTIMA BANK (CR)	14,654	---	---	---	---	---	365,551
HTOBOR	OTE (CR)	2,128	---	---	---	---	---	1,828,611
PPABOR	P.P.A. S.A. (CR)	---	---	---	---	---	---	106,774
TPEIRBOR	PIRAEUS FINANCIAL HOLD (CR)	67,849	---	---	---	---	---	17,572,085
PPCBOR	PPC (CR)	3,386	---	---	---	---	---	4,074,000
PROFBOR	PROFILE SA (CR)	---	---	---	---	---	---	5,000
QUESTBOR	QUEST HOLDINGS (CR)	891	---	---	---	---	---	28,044
OLYMPBOR	TECHNICAL OLYMPIC SA (CR)	---	---	---	---	---	---	---
PLATBOR	THRACE PLASTICS SA (CR)	---	---	---	---	---	---	2,596
TITCBOR	TITAN CEMENT (CB)	30,845	---	---	---	---	---	324,433
VIORBOR	VIOHALCO SA/IV (CB)	5,808	---	---	---	---	---	---

## Stock Lending Notes

[1] - Multilateral contracts Lending or Borrowing as per Methods 8-1, 8-2 and 8-3-3 (According to ATHEX BoD Resolution No.17)

[2] - Bilateral Contracts Lending or Borrowing as per Methods 8-3-1 and 8-3-2 & Contracts as per Method 4 (According to ATHEX BoD Resolution No.20)

[3] - The information concerning OTC Stock Borrowing Transactions is based on the statements of the Dematerialised Securities System (DSS) operators involved and refers to volumes that have been registered up until the previous working day.

[4] - Average Price (Volume weighted)

[5] - The Data concerning Open Interest before the start of trading session



## Sectors codification for listed companies

12003-	ETF	10101010	Computer Services
10101015	Software	10102030	Computer Hardware
15101010	Telecommunications Equipment	15102015	Telecommunications Services
20101010	Health Care Facilities	20101025	Health Care Services
20102010	Medical Equipment	20103015	Pharmaceuticals
30101010	Banks	30202000	Diversified Financial Services
30202010	Asset Managers & Custodians	30202015	Investment Services
30204000	Closed End Investments	30302010	Full Line Insurance
30302015	Insurance Brokers	30302025	Property and Casualty Insurance
35101010	Real Estate Holding and Development	35101015	Real Estate Services
35102000	Diversified REITs	35102030	Office REITs
35102045	Retail REITs.	40201040	Rental & Leasing Services: Consumer
40202010	Home Construction	40202015	Household Furnishings
40202020	Household Appliance	40203040	Electronic Entertainment
40204020	Clothing & Accessories	40301010	Entertainment
40301030	Publishing	40301035	Radio & TV Broadcasters
40401010	Diversified Retailers	40401020	Apparel Retailers
40401025	Home Improvement Retailers	40401030	Specialty Retailers
40501010	Airlines	40501015	Travel & Tourism
40501020	Casinos & Gambling	40501025	Hotels & Motels
45101015	Distillers & Vintners	45101020	Soft Drinks
45102010	Farming Fishing Ranching & Plantations	45102020	Food Products
45103010	Tobacco	45201010	Food Retailers & Wholesalers
45201020	Personal Products	50101010	Construction
50101020	Building Roof/Wallboard and Plumbing	50101030	Cement
50101035	Building Materials: Other	50202010	Electrical Components
50203015	Plastics	50203030	Containers & Packaging
50204000	Machinery: Industrial	50204020	Machinery: Construction & Handling
50205010	Industrial Suppliers	50205020	Back Office Support HR & Consulting
50205030	Forms & Bulk Printing Services	50206015	Commercial Vehicles & Parts
50206030	Marine Transportation	50206060	Transportation Services
55101000	Diversified Materials	55101020	Textile Products
55102000	General Mining	55102010	Iron & Steel
55102015	Metal Fabricating	55102035	Aluminum
60101020	Oil Refining and Marketing	65101010	Alternative Electricity
65101015	Conventional Electricity	65102000	Multi-Utilities
65102030	Water		

# ATHEXGROUP

Athens Exchange Group

Λεωφ. Αθηνών 110 | 104 42 Αθήνα  
110 Athinon Ave | 104 42 Athens GR  
T +30 210 3366 800  
[www.athexgroup.gr](http://www.athexgroup.gr)