

25

Ημερήσιο Δελτίο
Συναλλακτικής Δραστηριότητας

Daily Official List
of Trading Activity



Disclaimer:

Hellenic Exchanges-Athens Stock Exchange S.A endeavours to ensure that the data and other material ("Information") presented on the Daily Official List are accurate and complete, but it is not liable for any errors or omissions of data or /and for the accuracy, credibility, updating and completeness of the aforesaid information nor it has any liability arising directly or indirectly from the use of the above Information.

The Company is not liable for the accuracy of the data included in listed companies' announcements. Only the sender of such an announcement is fully and solely liable for any infringement of third party's rights from the content of such announcement, All contents of the Daily Official List are provided only for information purposes and do not constitute investment advice or solicitation to invest in securities or other products listed for trading on the Exchange.

You acknowledge and agree that the Company is the owner of any property rights related to any Information appearing on the Daily Official List including intellectual property rights copyright, trademarks, etc.

The above data are a property of the Hellenic Exchanges-Athens Exchange and are copyright protected. Users are forbidden to reproduce, modify, copy, sale, transmit or redistribute, by all reproduction means and methods, part or the whole of the above data, without reference to their source.

The commercial exploitation of these data is, also, forbidden by third parties. Hellenic Exchanges-Athens Exchange does not carry any responsibility, direct or indirect, derived from usage or accidental alteration of the above data when used by third parties.

Hellenic Exchanges – Athens Stock Exchange S.A.

110 Athinon Ave., 10442 Athens, Tel: (210) 33.66.800, Fax: (210) 32.13.938

www.athexgroup.gr

Table of Contents

Section 1: Statistical Figures of Securities, Derivatives and Lending

Summary of Markets

Athex Indices

Analytic Figures for Athex Market's Boards and Categories

Trading Details by Athex Sectors and Financial Instruments (ETFs)

Top 10 best & worst performing Shares

Derivatives Summary

Section 2: Analytic Figures of Shares Transactions

Analytic Figures of Shares Transactions

Shares' Notes

Section 3: Figures of Securities Transactions

Securities Blocks Details

Shares Rights Details

Stock Borrowing

Forced Sales Details

Forced Sales Registered Shares

Exchange Traded Funds (ETFs) Characteristics

Section 5: Bonds traded in Fixed Income Assets Market

Convertible Corporate Bonds - Regulated Market

Non Convertible Corporate Bonds - Regulated Market

Government Bonds

Treasury Bills & Zero Coupon Government Bonds

Government Bonds Traded with the Open Outcry Method

State Banks Bonds

Section 6: Additional Infos

Athex & ATHEXClear Members List

List of Stocks under Market Making operations

Section 7: Derivatives Market Analytic Figures

Index Futures

Stock Futures

Index Options

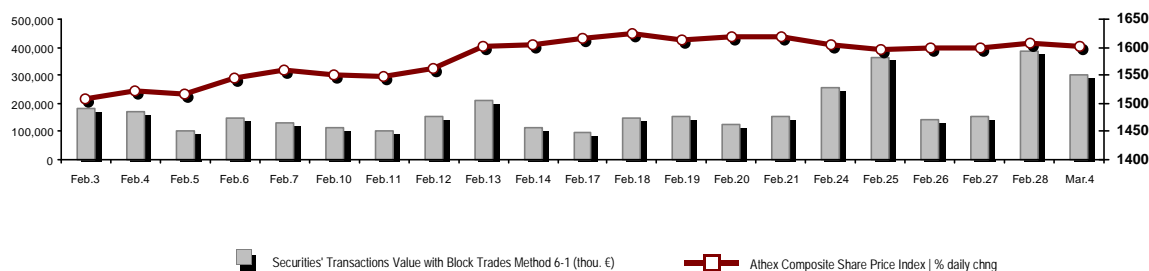
Stock Options

Stock Lending Analytic Figures

Appendix A: Sectors codification for listed companies

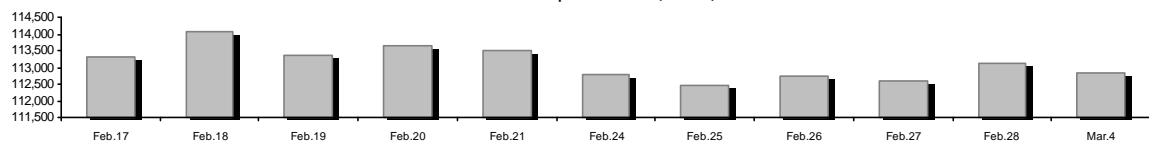
Summary of Markets

Athex Composite Share Price Index vs Shares and Derivatives Transactions Value

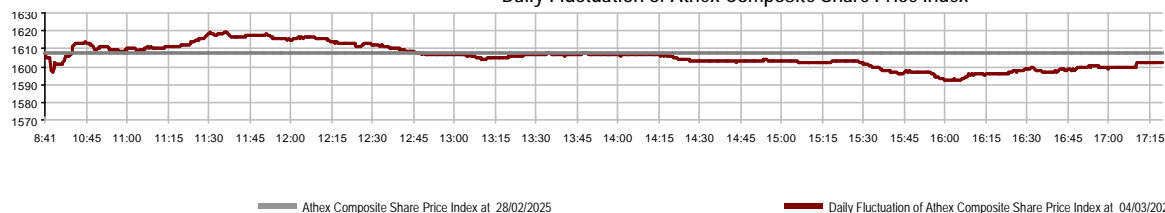


Athex Capitalisation (mill. €)**:	112,826.00	Derivatives Total Open Interest	374,013
Daily change: mill. € %	-290.93 -0.26%	in Index Futures % daily chng	7,098 -1.46%
Yearly Avg Capitalisation: mill. € % chng prev year Avg	108,977.51 10.43%	in Stock Futures % daily chng	366,202 -5.54%
Athex Composite Share Price Index % daily chng	1,602.15 -0.35%	in Index Options % daily chng	424 0.24%
Athex Composite Share Price Index Capitalisation (mill. €)	103,144.63	in Stock Options % daily chng	289 0.00%
Daily change (mill. €)	-257.57		
Securities' Transactions Value with Block Trades Method 6-1 (t)	302,491.27	Derivatives Contracts Volume:	58,451
Daily change: %	-82,743.95 -21.48%	Daily change: pieces %	-33,662 -36.54%
YtD Avg Trans. Value: thou. € % chng prev year Avg	156,628.15 14.01%	YtD Avg Derivatives Contracts % chng prev year Avg	36,020 -3.20%
Blocks Transactions Value of Method 6-1 (thou. €)	35,642.97	Derivatives Trades Number:	3,180
Blocks Transactions Value of Method 6-2 & 6-3 (thou. €)	333.86	Daily change: number %	-587 -15.58%
Bonds Transactions Value (thou.€)	711.27	YtD Avg Trades number % chng prev year Avg	1,972 8.22%
Securities' Transactions Volume with Block Trades Method 6-1 (tho)	71,227.14	Lending Total Open Interest	314,454
Daily change: thou. pieces %	-16,533.55 -18.84%	Daily change: pieces %	10,294 3.38%
YtD Avg Volume: % chng prev year Avg	36,789.04 26.45%	Lending Volume (Multilateral/Bilateral)	207,100
Blocks Transactions Volume of Method 6-1 (thou. Pieces)	7,568.68	Daily change: pieces %	196,583
Blocks Transactions Volume of Method 6-2 & 6-3 (thou. Pieces)	23.39	Multilateral Lending	192,100
Bonds Transactions Volume	710,000	Bilateral Lending	15,000
Securities' Trades Number with Block Trades Method 6-1	73,416	Lending Trades Number:	28
Daily change: number %	13,187 21.89%	Daily change: %	20
YtD Avg Trades number % chng prev year Avg	40,067 10.61%	Multilateral Lending Trades Number	26
Number of Blocks Method 6-1	22	Bilateral Lending Trades Number	2
Number of Blocks Method 6-2 & 6-3	4		
Number of Bonds Transactions	162		

Athex Capitalisation (mill. €)**



Daily Fluctuation of Athex Composite Share Price Index



Athex Indices

Index name	04/03/2025	28/02/2025	pts.	%	Min	Max	Year min	Year max	Year change
Athex Composite Share Price Index	1,602.15 €	1,607.79	-5.64	-0.35%	1,592.19	1,619.08	1,469.67	1,629.80	9.01% #
Athex Composite Index Total Return Index	3,031.56 €	3,042.23	-10.67	-0.35%	3,012.72	3,063.59	2,779.44	3,083.89	9.07% #
Athex ESG Index	1,849.83 €	1,855.31	-5.48	-0.30%	1,835.97	1,869.55	1,678.09	1,878.29	10.23% #
ATHEX Alternative Market Price Index	14,389.19 €	14,537.12	-147.93	-1.02%	14,362.71	14,541.41	14,362.71	15,518.17	-4.69% €
FTSE/Athex Large Cap	3,930.98 €	3,942.39	-11.41	-0.29%	3,899.35	3,973.21	3,570.47	3,986.18	10.10% #
FTSE/Athex Mid Cap Index	2,465.87 €	2,486.53	-20.66	-0.83%	2,457.78	2,505.53	2,334.00	2,566.45	5.65% #
FTSE/ATHEX High Dividend Yield Index	4,181.07 €	4,215.11	-34.04	-0.81%	4,166.56	4,244.59	4,015.60	4,356.34	3.99% #
FTSE/Athex Market Index	941.89 €	944.01	-2.12	-0.22%	934.63	951.21	851.11	951.93	10.66% #
FTSE/Athex Banks	1,499.21 #	1,492.07	7.14	0.48%	1,476.41	1,514.00	1,284.74	1,514.00	16.58% #
FTSE/ATHEX TECHNOLOGY & TELECOMMUNICAT	5,697.25 €	5,727.52	-30.27	-0.53%	5,677.20	5,777.91	5,575.63	5,895.21	0.49% #
FTSE/ATHEX FINANCIAL SERVICES	7,023.84 #	6,992.30	31.54	0.45%	6,918.53	7,094.18	6,028.62	7,094.18	16.39% #
FTSE/ATHEX REAL ESTATE	4,737.28 €	4,777.95	-40.67	-0.85%	4,726.21	4,798.83	4,698.27	4,957.63	-2.91% €
FTSE/ATHEX CONSUMER DISCRETIONARY	5,284.48 €	5,332.06	-47.58	-0.89%	5,260.77	5,358.46	5,022.85	5,534.83	4.95% #
FTSE/ATHEX CONSUMER STAPLES	7,735.13 €	7,866.04	-130.91	-1.66%	7,715.62	7,866.04	6,653.46	7,915.49	15.64% #
FTSE/ATHEX INDUSTRIALS	7,282.61 €	7,304.40	-21.79	-0.30%	7,244.57	7,343.67	7,101.20	7,687.81	1.75% #
FTSE/ATHEX BASIC MATERIALS	5,303.39 €	5,349.98	-46.59	-0.87%	5,246.39	5,375.07	5,017.37	5,532.80	5.70% #
FTSE/ATHEX ENERGY & UTILITIES	5,144.21 €	5,246.63	-102.42	-1.95%	5,135.59	5,260.61	4,962.99	5,466.43	3.32% #
Athex All Share Index	369.75 €	370.70	-0.95	-0.26%	369.75	369.75	342.37	373.84	8.92% #
Hellenic Mid & Small Cap Index	2,199.15 €	2,219.94	-20.79	-0.94%	2,192.93	2,233.90	2,116.80	2,295.64	3.89% #
FTSE/Athex Large Cap Total Return	6,768.10 €	6,787.74	-19.64	-0.29%			6,199.42	6,840.38	10.14% #
FTSE/Athex Mid Cap Total Return	3,379.78 €	3,408.10	-28.32	-0.83%			3,256.98	3,506.15	5.69% #
MSCI GREECE REBASED	6,201.12 €	6,213.88	-12.76	-0.21%	6,138.43	6,278.97	5,552.65	6,278.97	11.50% #
Hellenic Corporate Bond Index	140.26 #	140.19	0.06	0.04%			138.48	140.26	0.86% #
Hellenic Corporate Bond Price Index	94.15 #	94.12	0.03	0.04%			93.38	94.15	0.25% #

Note 1: FTSE/Med 100, Hellenic Corporate Bond Price Index and Hellenic Corporate Bond Index closing prices refer to the previous trading day of 27/02/2025.

Note 2: The Hellenic Mid & Small Cap Index is a Customized index calculated by the Athens Exchange.

Analytic Figures for Athex Market's Boards and Categories

	Total Traded Securities	Main Market	Surveillance	Exchange Traded Funds (ETFs)
Totals	126	120	5	1
Gain / Lose / Same:	32 / 71 / 23	32 / 70 / 18	0 / 0 / 5	0 / 1 / 0
Athex Capitalisation (mill. €) **	112,826.00	112,773.76	52.25	
Daily Average Trans/ons Value(thou.€)	156,628.15	156,498.75	21.48	242.20
Transactions Value	302,825.13	302,671.13	2.27	151.73
Main Board:	266,848.30	266,694.30	2.27	151.73
Blocks Board 6_2_3:	35,976.84	35,976.84	0.00	0.00
Forced Sales Board:	0.00	0.00	0.00	0.00
Special Terms Board:	0.00	0.00	0.00	0.00
Daily Average Transactions Volume	36,789,037	36,718,488	87,616	6,348
Transactions Volume	71,250,533	71,241,559	5,116	3,858
Main Board:	63,658,465	63,649,491	5,116	3,858
Blocks Board 6_2_3:	7,592,068	7,592,068	0	0
Forced Sales Board:	0	0	0	0
Special Terms Board:	0	0	0	0
Daily Average Number of Trades	40,067	39,920	45	103
Number of Trades	73,420	73,195	7	218
Main Board:	73,394	73,169	7	218
Blocks Board 6_2_3:	26	26	0	0
Forced Sales Board:	0	0	0	0
Special Terms Board:	0	0	0	0

Trading Details by Athex Sectors and Financial Instruments (ETFs)

Code	Sectors	Gain / Lose / Same	Number of Trades	Transactions Volume	Transactions Value	% of Total Trans. Value
3010	- Banks	3 / 5 / 0	43,165	61,772,489	226,987,405.43	74.96%
5510	- Basic Resources	5 / 5 / 3	1,470	863,059	3,016,226.82	1.00%
5010	- Construction & Materials	0 / 9 / 6	4,237	1,273,117	8,391,746.84	2.77%
4020	- Consumer Products & Services	2 / 4 / 0	601	237,837	303,884.78	0.10%
6010	- Energy	0 / 2 / 2	3,008	419,178	6,445,325.97	2.13%
12000	- Financial Instruments	0 / 1 / 0	218	3,858	151,726.80	0.05%
3020	- Financial Services	4 / 1 / 0	384	90,526	427,559.10	0.14%
4510	- Food Beverage & Tobacco	2 / 5 / 0	377	55,471	797,743.54	0.26%
2010	- Health Care	0 / 3 / 0	156	116,349	100,947.72	0.03%
5020	- Industrial Goods & Services	4 / 9 / 3	2,257	635,004	4,653,267.96	1.54%
3030	- Insurance	0 / 1 / 0	21	3,527	16,881.20	0.01%
4030	- Media	1 / 2 / 0	371	484,723	2,162,852.57	0.71%
4520	- Personal Care, Drug & Grocery Stores	0 / 2 / 0	343	31,445	344,044.89	0.11%
3510	- Real Estate	1 / 6 / 4	1,496	548,125	2,220,323.66	0.73%
4040	- Retail	1 / 4 / 2	1,732	223,582	4,582,711.45	1.51%
1010	- Technology	5 / 5 / 0	1,198	328,209	1,098,882.99	0.36%
1510	- Telecommunications	0 / 1 / 1	2,498	654,330	9,829,435.61	3.25%
4050	- Travel & Leisure	3 / 2 / 1	3,984	1,788,852	8,098,993.72	2.67%
6510	- Utilities	1 / 4 / 1	5,904	1,720,852	23,195,172.40	7.66%

Top 10 best & worst performing Shares

Main Market

With positive Price change	Closing price	change	With negative Price change	Closing price	change
ELVE SA (CR)	5.6	9.80% #	AVAX S.A. (CR)	2.18	-5.22% €
P.P.A. S.A. (CR)	33	2.17% #	IKTINOS HELLAS SA (CR)	0.341	-5.01% €
ATHENS INTL AIRPORT (CR)	8.91	1.94% #	INTERLIFE G.C.I.(CR)	4.73	-3.67% €
ALPHA SERVICES HOLD (CR)	1.981	1.72% #	GR. SARANTIS S.A. (CR)	12.22	-3.63% €
EYDAP S.A. (CR)	5.86	1.38% #	PETROPOULOS PETROS (CR)	7.66	-3.53% €
MIG (CR)	2.845	1.25% #	EVROFARMA SA (CR)	1.795	-3.49% €
INTRALOT (CR)	1.034	1.17% #	PAPOUTSANIS (CR)	2.51	-3.46% €
ALTER EGO MEDIA (CR)	4.57	1.13% #	EKTER SA (CR)	1.982	-3.08% €
NATIONAL BANK (CR)	9.018	1.05% #	KRI-KRI S.A. (CR)	16.1	-3.01% €
CC HBC AG (CR)	41.28	0.78% #	ILYDA S.A. (CR)	1.62	-2.99% €
With the highest Transactions Value	Value (thou. €)	change	With the highest Transactions Volume	Volume	change
NATIONAL BANK (CR)	86,719.49	1.05% #	ALPHA SERVICES HOLD (CR)	25,551,609	1.72% #
PIRAEUS FINANCIAL HOLD (CR)	51,068.40	-0.29% €	EUROBANK HOLDINGS (CR)	14,120,546	-0.28% €
ALPHA SERVICES HOLD (CR)	50,203.91	1.72% #	PIRAEUS FINANCIAL HOLD (CR)	11,291,428	-0.29% €
EUROBANK HOLDINGS (CR)	35,246.40	-0.28% €	NATIONAL BANK (CR)	9,647,457	1.05% #
OTE (CR)	9,828.46	-0.13% €	INTRALOT (CR)	1,319,954	1.17% #
METLEN ENERGY & METALS (CR)	8,724.77	-1.69% €	ATTICA BANK S.A. (CR)	694,099	-1.96% €
PPC (CR)	8,621.57	-2.72% €	PPC (CR)	665,505	-2.72% €
OPAP (CR)	5,266.39	0.00% -	OTE (CR)	654,154	-0.13% €
MOTOR OIL (CR)	5,142.29	-2.58% €	ADMIE (IPTO) HOLDING S.A. (CR)	567,218	-1.77% €
JUMBO SA (CR)	4,406.64	-2.26% €	ALTER EGO MEDIA (CR)	472,842	1.13% #

Note: Stocks that are not included in the "Under Supervision" category, and the transactions value is more than 10,000 €.

Derivatives Summary

	Number of Trades	Volume	Open Interest
Index Futures	254	1,011	7,098
FTSE/Athex Banks	4	44	1,511
FTSE/Athex Large Cap	242	887	5,587
MSCI GREECE REBASED	8	80	0
Stock Futures	2,919	57,376	366,202
ADMIE (IPTO) HOLDING S.A. (CR)	51	406	18,489
AEGEAN AIRLINES (CR)	28	98	3,779
AKTOR S.A. HOLDING CO. (CR)	59	335	14,790
ALPHA SERVICES HOLD (CR)	599	32,923	119,607
ATHENS INTL AIRPORT (CR)	3	10	373
AUTOHELLAS SA (CR)	1	1	135
AVAX S.A. (CR)	52	189	564
BANK OF CYPRUS (CR)	0	0	47
CC HBC AG (CR)	3	3	138
CENERGY HOLDINGS (CB)	18	89	7,163
ELLAKTOR (CR)	71	707	2,159
ELVALHALCOR (CR)	92	1,014	9,146
EUROBANK HOLDINGS (CR)	119	2,669	18,227
EYDAP S.A. (CR)	6	45	4,523
FOURLIS (CR)	4	4	684
GEK TERNA (CR)	17	101	11,555
HELLENIC EXCHANGES-A.S.E. (CR)	29	145	2,655
HELLENIQ ENERGY (CR)	20	105	5,080
INTRACOM HOLDINGS (CR)	156	759	12,575
JUMBO SA (CR)	2	2	394
LAMDA DEVELOPMENT SA (CR)	45	133	8,245
METLEN ENERGY & METALS (CR)	158	501	6,758
MIG (CR)	11	15	241
MOTOR OIL (CR)	106	351	6,546
NATIONAL BANK (CR)	405	4,103	15,655
OPAP (CR)	7	19	1,156
OPTIMA BANK (CR)	1	5	82
OTE (CR)	54	307	3,652
P.P.A. S.A. (CR)	0	0	133
PIRAEUS FINANCIAL HOLD (CR)	617	11,140	61,199
PPC (CR)	77	752	23,609
QUEST HOLDINGS (CR)	0	0	151
TITAN CEMENT (CB)	13	23	737
VIOHALCO SA/NV (CB)	95	422	5,955
Index Options	7	64	424
FTSE/Athex Large Cap	7	64	424
Stock Options	0	0	289
ALPHA SERVICES HOLD (CR)	0	0	0
NATIONAL BANK (CR)	0	0	0
OPAP (CR)	0	0	6
OTE (CR)	0	0	0
PIRAEUS FINANCIAL HOLD (CR)	0	0	50
PPC (CR)	0	0	233
Total Derivatives Traded	3,180	58,451	374,013

Daily Official List

Year: 146 Trading Day No: 42

Section 2: Analytic Figures of Shares Transactions

Tuesday, 4 March, 2025

Number of Outstanding Securities	Nominal Value	Dividends [1]			Date of Last Coupon		Note	Shares	Closing price	% change	Previous closing price/date	Open price	Price min	Price max	Last price	Avg price	Last Bid [7]	Last Ask [7]	P/E after tax	Year	Volume	Trades	Transactions Value[8]	Company Mkt Value (thou. €)	Year low	Year high	Sector[4]		
15,000,000	0.300	---	---	---	06/07/2007	18/07/2000	---	DAIOS PLASTICS SA (CR)	3.42	---	3.42	28/02/2025	---	---	---	---	90@3.28	330@3.52	---	---	---	---	---	51,300.00	3.28	3.68	50203015		
36,300,000	1.12	---	0.0276	---	27/08/2024	12/12/2007	---	THESSALONIKA WATER & SEWERAGE	3.39	-0.29	€	3.4	28/02/2025	3.4	3.34	3.41	3.39	3.372	100@3.36	---	---	9,008	27	30,372.40	123,057.00	3.22	3.46	65102030	
86,735,980	0.310	---	0.02	---	22/07/2024	07/09/2023	---	ATHENS MEDICAL CENTER SA (CR)	1.91	-1.55	€	1.94	28/02/2025	1.95	1.88	1.95	1.91	1.906	10@1.89	---	---	7,981	49	15,209.21	165,665.72	1.495	2.12	20101025	
3,417,600	0.100	0.016	0.016	---	04/07/2024	02/04/2024	---	INTERWOOD-XYLEMPORIA (PR)	0.37	---	0.37	28/02/2025	0.402	0.402	0.402	0.402	0.402	4111@0.360	358@0.402	---	---	290	3	116.58	13,073.04	0.3	0.41	50101020	
2,760,000	11.83	11.8	12.4	---	03/06/2024	16/07/1990	---	KARELIA (CR)	326	0.62	€	324	28/02/2025	320	320	330	330	322.785	21@320.00	---	---	107	17	34,538.00	899,760.00	318	354	45103010	
6,700,000	0.800	0.047	0.047	---	23/07/2024	29/05/2014	---	MILLS KEPENOS (CR)	1.94	-0.51	€	1.95	28/02/2025	1.95	1.94	1.95	1.95	1.94	915@1.94	10@1.95	20.83	2023	680	4	1,319.50	12,998.00	1.73	2.1	45102020
18,017,472	0.360	---	0.03	---	11/10/2024	28/08/2017	---	DOMAINE COSTA LAZARIDI (CR)	1.89	-0.53	€	1.9	28/02/2025	1.89	1.89	1.89	1.89	1.89	3500@1.83	1400@1.89	---	---	600	1	1,134.00	34,053.02	1.65	2.04	45101015
21,364,000	1.12	0.4	---	---	21/08/2023	08/03/2023	---	LAMPASA HOTEL SA (CR)	37	0.54	€	36.8	28/02/2025	37	37	37	37	37	250@36.80	50@37.40	---	---	103	2	3,811.00	790,468.00	36.6	38	40501025
5,939,268	0.620	---	---	---	10/07/2003	03/01/2002	---	LANAKAM SA (CR)	0.95	---	0.95	28/02/2025	0.95	0.95	0.95	0.95	0.95	200@0.950	70@0.970	---	---	2,000	4	1,900.00	5,642.30	0.895	1.11	40401020	
9,819,370	0.500	---	---	---	14/08/2007	09/01/2004	---	MATHIOS REFRACTORY SA (CR)	0.738	2.79	€	0.718	28/02/2025	0.788	0.73	0.788	0.76	0.737	1000@0.650	300@0.750	---	---	3,310	7	2,440.88	7,246.70	0.59	0.832	55101000
32,188,050	0.700	---	---	---	21/07/2008	20/01/2000	---	MOUZAKIS (CR)	0.62	---	0.62	28/02/2025	---	---	---	---	---	300@0.610	219@0.665	---	---	---	---	---	19,956.59	0.605	0.695	55101020	
8,321,682	0.670	---	---	---	17/08/2007	23/11/1999	---	N. LEVENTERIS (CR)	0.23	---	0.23	28/02/2025	---	---	---	---	---	500@0.210	200@0.230	---	2023	---	---	---	2,423.87	0.22	0.288	55102010	
27,379,200	0.980	0.45	0.5001	---	01/08/2024	29/08/2022	---	CRETE PLASTICS SA (CR)	15.3	---	15.3	28/02/2025	14.8	14.8	15.3	15.3	15.166	877@14.80	356@15.30	---	---	250	3	3,791.50	418,901.76	14	15.3	50203015	
255,494,534	2.71	0.255	0.247	0.47	11/12/2024	30/09/2021	---	PRODEA (CR)	6.15	---	6.15	28/02/2025	6.1	6.1	6.1	6.1	6.1	490@5.90	1195@6.10	---	---	141	2	860.10	1,571,291.38	5.8	6.7	35102000	
4,181,450	0.500	---	---	---	21/08/2000	05/03/2002	---	FLOUR MILLS SARANTOPOULOS SA	1.07	---	1.07	28/02/2025	---	---	---	---	---	---	559@1.14	---	---	---	---	---	4,474.15	0.965	1.14	45102020	

Exchange Traded Funds (ETFs)

971,502	---	---	---	---	15/06/2016	---	---	ALPHA ETF FTSE Athex Large Cap	39.19	-0.74	€	39.48	28/02/2025	39.38	38.875	39.69	39.19	39.328	500@39.13	500@39.23	---	---	3,858	218	151,726.80	---	35.74	39.9	12003
---------	-----	-----	-----	-----	------------	-----	-----	--------------------------------	-------	-------	---	-------	------------	-------	--------	-------	-------	--------	-----------	-----------	-----	-----	-------	-----	------------	-----	-------	------	-------

Surveillance

89,078,604	0.040	---	---	---	07/07/2010	16/01/2024	5160	FRIGOGLOSS SA (CR)	0.238	---	0.238	28/02/2025	0.238	0.238	0.238	0.238	0.238	4000@0.224	900@0.234	---	2023	100	1	23.80	21,200.71	0.184	0.266	50204000	
13,191,620	0.620	---	---	---	04/08/2010	09/09/2002	5232	YALCO - CONSTANTINOU (CR)	0.162	---	0.162	28/02/2025	---	---	---	---	---	---	5138@0.146	---	---	---	---	---	---	2,137.04	0.146	0.162	40202020
17,579,754	4.16	---	---	---	18/08/2006	02/08/2010	---	BIOTER SA (CR)	0.25	---	0.25	28/02/2025	0.25	0.25	0.25	0.25	0.25	0.25	1000@0.250	---	---	1,000	1	250.00	4,394.94	0.226	0.29	50101010	
15,842,391	1.51	---	---	---	15/07/2009	12/05/2000	5141	BITROS HOLDING SA (CR)	0.555	---	0.555	28/02/2025	0.555	0.555	0.555	0.555	500@0.505	678@0.555	---	---	---	---	3,000	2	1,665.00	8,792.53	0.535	0.77	55102010
24,319,250	0.300	---	---	---	09/07/2002	04/07/2007	5165	PRODEFTHIKH SA (CR)	0.262	---	0.262	28/02/2025	0.262	0.262	0.262	0.262	3000@0.238	3589@0.254	---	---	---	---	1,000	2	262.00	6,371.64	0.246	0.376	50101010
28,438,268	0.070	---	---	---	21/08/2006	24/11/1999	5253	SPIROY AGRICULTURE SA (CR)	0.151	---	0.151	28/02/2025	---	---	---	---	---	---	2331@0.138	1500@0.166	---	---	---	---	---	4,294.18	0.138	0.16	45102010
1,011,000	1.00	---	---	---	01/07/2004	11/12/2012	5193	TRIA ALFA SA (CR)	5	---	5	28/02/2025	4.5	4.5	4.5	4.5	4.5	---	174@4.80	---	2023	16	1	72.00	5,055.00	4.04	5	55101020	

Suspension Status

65,326,268	0.530	---	---	---	04/07/2007	19/07/2006	4750	SATO SA (CR)	0.028	---	0.028	05/09/2024	---	---	---	---	---	---	---	---	---	---	---	---	---	1,829.14	0.028	0.028	40202015	
3,961,300	1.28	---	---	---	29/06/2004	03/08/2000	5248	DUROS SA (CR)	0.25	---	0.25	24/04/2023	---	---	---	---	---	---	---	---	---	---	---	---	---	---	990.33	0.25	0.25	40204020
51,754,364	0.300	---	---	---	23/12/2003	24/01/2007	5197	SELECTED TEXT. IND. ASSOC (CR)	0.132	---	0.132	31/10/2024	---	---	---	---	---	---	---	---	---	---	---	---	---	---	6,831.58	0.132	0.132	55101020

Shares' Notes

Code	Note text
()	- Adjusted dividends.
*	- Last adjusted closing price.
[1]	- Net dividends.
[2]	- The "Date of Last Coupon" for New listings refers to the date company's stocks started to trade in Athex
[3]	- The Company Market Value is referred to the number of outstanding shares
[4]	- Sectors codification can be found in Appendix A
[5]	- The Market Value refers to the total number of shares listed (including their several classes) in the exchange by the company.
[6]	- P/E greater than 100
[7]	- Last view of the Order Book before the end of the trading session
[8]	- All Blocks Methods' Transactions Value are included.
4750	- Transfer to the Under Surveillance Category from 8/4/2011.
5093	- Transfer to the Surveillance Category as of 8/4/2015.
5141	- Transfer to the Surveillance Category as of 10/05/2017.
5160	- Transfer to the Surveillance Category as of 15/04/2016.
5165	- Transfer to the Surveillance Category as of 15/02/2018.
5193	- Transfer to the Surveillance Category as of 25/10/2018.
5197	- Transfer to the Surveillance Category as of 07/11/2018.
5232	- Transfer to the Under Surveillance Category from 08/04/2011.
5248	- Transfer to the Surveillance Category as of 06/09/20116.
5253	- Transfer to the Surveillance Category as of 14/5/2021.

Securities Blocks Details

Securities	Block Volume	Price	Block Trade Value	Time of approval	Note
PPC (CR)	139,383	12.97	1,807,797.51	10:30:57	20
EUROBANK HOLDINGS (CR)	130,040	2.50	324,839.92	10:31:41	20
GEK TERNA (CR)	19,366	18.32	354,785.12	10:32:28	20
ALPHA SERVICES HOLD (CR)	484,027	1.97	952,081.11	10:50:50	20
EUROBANK HOLDINGS (CR)	150,000	2.51	377,100.00	10:59:35	20
NATIONAL BANK (CR)	7,241	8.47	61,350.10	11:04:22	14
LAMDA DEVELOPMENT SA (CR)	45,460	6.60	299,808.70	11:54:00	20
EUROBANK HOLDINGS (CR)	150,000	2.51	376,500.00	12:04:29	20
ALTER EGO MEDIA (CR)	100,000	4.57	457,000.00	12:05:57	20
ALTER EGO MEDIA (CR)	150,000	4.57	685,500.00	12:07:47	20
NATIONAL BANK (CR)	200,000	8.96	1,792,000.00	12:56:19	20
NATIONAL BANK (CR)	250,000	8.96	2,241,000.00	14:01:52	20
GEK TERNA (CR)	11,000	18.50	203,500.00	14:32:37	18
GEK TERNA (CR)	3,151	18.50	58,293.50	14:34:17	18
ALPHA SERVICES HOLD (CR)	1,656,145	1.97	3,255,153.00	14:57:54	20
EUROBANK HOLDINGS (CR)	240,000	2.48	594,960.00	15:01:49	20
NATIONAL BANK (CR)	200,000	8.94	1,788,400.00	15:04:33	20
OTE (CR)	50,000	14.98	749,000.00	15:45:51	20
PIRAEUS FINANCIAL HOLD (CR)	75,000	4.45	333,375.00	16:00:39	20
BANK OF CYPRUS (CR)	2,000	5.36	10,720.00	16:37:53	14
NATIONAL BANK (CR)	45,000	8.94	402,120.00	16:43:49	20
EUROBANK HOLDINGS (CR)	1,000,000	2.50	2,495,000.00	16:51:56	20
NATIONAL BANK (CR)	290,000	9.02	2,615,220.00	17:14:51	20
PIRAEUS FINANCIAL HOLD (CR)	144,255	4.52	652,032.60	17:14:59	20
NATIONAL BANK (CR)	850,000	9.02	7,665,300.00	17:17:57	20
PIRAEUS FINANCIAL HOLD (CR)	1,200,000	4.52	5,424,000.00	17:18:18	20

Blocks Notes

9 - Method 6-1 / Special Fees

10 - Method 6-1 / Special Fees, SDS

14 - Method 6-3 / Settlement, Incomplete Buy and Sell

18 - Method 6-2 / SPOT 1

19 - Method 6-2 / SPOT 2

20 - Method 6-1 and Method 6-1 Same Day Settlement

21 - Other Pre-agreed

Shares Rights Details

Occured date	Exercise from	Exercise until	Trading until	Rights	Price min	Price max	Closing price	Last Bid	Last Ask	Volume	Trades	Transactions Value
--------------	---------------	----------------	---------------	--------	-----------	-----------	---------------	----------	----------	--------	--------	--------------------

No Rights Transactions.

Forced Sales Details

Securities	Category of Security	Transactions Volume	Number of Trades	Transactions Value	Note
------------	----------------------	------------------------	---------------------	-----------------------	------

No Forced Transactions.

Forced Sales Notes

- 1 - Compulsory Public Forced Sales
- 2 - Forced Sales of Fixed Registered Shares
- 3 - Forced Sales of Remaining Fractional Shares

Exchange Traded Funds (ETFs) Characteristics

	Transactions Date (T)	Creation / Redemption	Units (T-1)	New Units (T-1)	Redemption Units (T-1)	Units (T) [1]	Fund Assets [2]	Net Unit Price	Dividend per Unit	Dividend Date
ALPHA ETF FTSE Athex Large Cap	04/03/2025	5,000	971,502	---	---	971,502	38,232,570.00	39.3541	1.35	01/07/2024

ETFs Notes

[1] - Units (T) = Units (T-1) + New Units (T-1) - Redemption Units (T-1)

[2] - The Creation / Redemption Units of T-1 are included.

Non Convertible Corporate Bonds - Regulated Market

Num Listed Bonds	Nominal price	Issue price	Today's Rate	Exp. Date	Duration (years)	Note	Coupon		Trading Unit	Corporate Bonds	Accrued Int.	Yield.T.Mat	Price min	Price max	Closing price	Previous closing price/date	Volume	Transactions Value	Last order		ear min	Year max		
							Common	Preferred											Price	Buy / Sell			Date	
250,000	1,000.00	1,000.00	2.45	16/11/2028	7	---	7	---	1	ELVALHALCOR S.A. (Non Convertible)	7.3500	3.3580	95.9000	96.0500	96.0500	96.2000	28/02/2025	44,000	42,568.40	96.0000	B	34/03/2025	94.5100	97.5000
320,000	1,000.00	1,000.00	3.40	21/07/2027	7	---	10	---	1	LAMDA DEVELOPMENT S.A. (Non Convertible)	4.1556	3.3190	98.2000	99.2499	99.0000	98.7670	28/02/2025	65,000	64,414.81	98.5000	B	34/03/2025	97.6000	99.5999
200,000	1,000.00	1,000.00	2.10	27/10/2027	7	---	9	---	1	O.P.A.P. S.A. (Non Convertible)	7.4667	2.5410	98.3000	98.4000	98.3000	98.0400	28/02/2025	40,000	39,652.82	98.1000	B	34/03/2025	96.0100	98.7000
200,000	1,000.00	1,000.00	1.90	23/03/2028	7	---	8	---	1	MOTOR OIL CORINTH REFINERIES SA (Non Convertible)	8.6556	3.0800	96.0000	96.0000	96.0000	96.4000	28/02/2025	3,000	2,905.97	95.7100	B	34/03/2025	95.1501	97.0000
230,000	1,000.00	1,000.00	4.70	12/07/2029	7	---	6	---	1	LAMDA DEVELOPMENT S.A. (Non convertible)	6.7889	4.0610	100.3000	100.6000	100.4761	100.4500	28/02/2025	169,000	170,951.87	100.4000	B	34/03/2025	100.2500	103.2000
100,000	1,000.00	1,000.00	4.40	26/07/2029	7	---	6	---	1	CPLP SHIPPING HOLDINGS PLC (Non Convertible)	4.6444	3.6230	101.3600	101.3800	101.3640	101.3900	28/02/2025	15,000	15,274.27	101.3600	B	34/03/2025	100.5000	105.2895
199,375	1,000.00	1,000.00	3.60	12/03/2026	7	---	12	---	1	AEGEAN AIRLINES S.A. (Non Convertible)	17.5000	2.6550	100.3500	100.4000	100.3683	100.6000	28/02/2025	29,000	29,614.30	100.0000	B	34/03/2025	99.6862	101.0000
150,000	1,000.00	1,000.00	2.60	22/10/2026	7	---	11	---	1	TERNA ENERGY FINANCE S.A. (Non Convertible)	9.7500	2.9090	98.8600	99.1800	98.8600	99.1000	28/02/2025	34,000	34,022.00	98.5000	B	34/03/2025	97.6272	99.1800
500,000	1,000.00	1,000.00	2.75	03/07/2027	7	---	10	---	1	GEK TERNA S.A. (Non Convertible)	4.7361	3.3210	97.8000	98.4999	97.8000	98.1830	28/02/2025	67,000	66,039.33	97.8000	B	34/03/2025	96.5000	98.4999
150,000	1,000.00	1,000.00	2.65	22/10/2026	5	---	7	---	1	CPLP SHIPPING HOLDINGS PLC (Non Convertible)	9.9375	3.1870	98.7000	98.7000	98.7000	98.4940	28/02/2025	1,000	996.94	98.1000	B	34/03/2025	97.3000	98.7000
120,000	1,000.00	1,000.00	3.95	04/04/2025	7	---	14	---	1	GEK TERNA S.A. (Non Convertible)	16.7875	4.9190	---	---	---	99.8000	26/02/2025	---	---	99.8000	B	34/03/2025	99.5000	100.3000
120,000	1,000.00	1,000.00	2.65	06/12/2028	7	---	7	---	1	NOVAL PROPERTY REIC (Non Convertible)	6.6250	3.5040	95.9999	96.5000	96.1000	96.4200	28/02/2025	18,000	17,404.25	95.5510	B	34/03/2025	94.2301	97.0000
300,000	1,000.00	1,000.00	2.30	14/12/2028	7	---	7	---	1	GEK TERNA S.A. (Non Convertible)	5.1111	3.5550	94.6000	95.1500	94.8627	95.1500	28/02/2025	30,000	28,612.13	95.1000	B	34/03/2025	92.9502	95.7000
100,000	1,000.00	1,000.00	2.95	11/02/2027	5	---	7	---	1	SAFE BULKERS PARTICIPATIONS PLC (Non Convertible)	1.8847	3.7550	97.5000	98.1500	97.8938	99.1480	27/02/2025	8,000	7,846.58	97.9000	B	34/03/2025	97.0001	99.9999
100,000	1,000.00	1,000.00	2.80	25/01/2027	5	---	7	---	1	PREMIA S.A. (Non Convertible)	2.9556	4.2800	96.7011	96.7012	96.7012	97.9700	28/02/2025	7,000	6,789.77	96.7222	B	34/03/2025	96.2000	98.3000
500,000	1,000.00	1,000.00	4.00	10/07/2030	7	---	4	---	1	METLEN ENERGY & METALS S.A. (Non Convertible)	6.1111	3.3810	101.6350	101.8900	101.7999	101.6500	28/02/2025	47,000	48,110.26	101.7500	B	34/03/2025	100.4600	101.9000
99,697	1,000.00	1,000.00	5.50	15/12/2028	5	---	3	---	1	IDEAL HOLDINGS S.A. (Non Convertible)	12.2222	4.1050	103.7000	103.7000	103.7000	104.2380	28/02/2025	1,000	1,049.22	103.7000	B	34/03/2025	102.9732	104.3000
200,000	1,000.00	1,000.00	4.25	23/01/2029	5	---	3	---	1	AUTOHELLAS S.A. (Non Convertible)	4.9583	3.7140	101.1000	101.5000	101.2340	102.0300	28/02/2025	25,000	25,432.46	101.1000	B	34/03/2025	100.7431	103.2000

Corporate Bonds Notes

Transactions Volume = (Pieces) * (Nominal Price). Transactions Value = (Pieces) * (Nominal Price) * (price %) + (Accrued interest).

The price of a Bond is stated as a percentage (%) of Bond's Nominal Price.

Nominal Price in Euros (€), except if it is noted differently.

Non Convertible Corporate Bonds - Regulated Market

Num Listed Bonds	Nominal price	Issue price	Today's Rate	Exp. Date	Duration (years)	Note	Coupon		Trading Unit	Corporate Bonds	Accrued Int.	Yield.T.Mat	Price min	Price max	Closing price	Previous closing price/date	Volume	Transactions Value	Last order			ear min	Year max	
							Common	Preferred											Price	Buy / Sell	Date			
130,000	1,000.00	1,000.00	6.00	27/02/2029	5	---	3	---	1	INTRALOT S.A. (Non Convertible)	1.1667	4.8430	102.7500	103.0000	102.9000	102.8000	28/02/2025	99,000	101,940.00	102.7600	B	34/03/2025	101.0000	103.6000
300,000	1,000.00	1,000.00	2.30	20/07/2028	7	---	8	---	1	PRODEA REIC S.A.(Non Convertible)	2.8750	3.5350	95.3100	95.3100	95.3100	95.3000	28/02/2025	8,000	7,647.80	95.0000	B	34/03/2025	94.0000	95.3100

Corporate Bonds Notes

Transactions Volume = (Pieces) * (Nominal Price). Transactions Value = (Pieces) * (Nominal Price) * (price %) + (Accrued interest).

The price of a Bond is stated as a percentage (%) of Bond's Nominal Price.

Nominal Price in Euros (€), except if it is noted differently.

Government Bonds

Number Listed Bonds	Nominal price	Today's Rate	Accrued Interest Calc	Exp. Date [1]	Duration (years)	Note	Coupons Date	Curr. coupon value	Trading Unit	Government Bonds	Price min	Price max	Closing price	Previous closing price/date	Volume	Transactions Value	Price	Last order Buy / Sell	Date
3,000,000	1,000.00	4.13	Actual/Actual	15/06/2054	30	---	15/06	4.13	1	GGB-FXD-150654-30Y-4.125-1.000	---	---	---	---	---	---	---	---	---
4,700,000	1,000.00	1.88	Actual/Actual	04/02/2035	15	---	04/02	1.88	1	GGB-FXD-040235-15Y-1.875-1.000	---	---	---	---	---	---	---	---	---
6,000,000	1,000.00	0.75	Actual/Actual	18/06/2031	10	---	18/06	0.75	1	GGB-FXD-180631-10Y-0.750-1.000	---	---	---	---	---	---	---	---	---
3,600,000	1,000.00	3.88	Actual/Actual	15/06/2028	5	---	15/06	3.88	1	GGB-FXD-150628-05Y-3.875-1.000	---	---	---	---	---	---	---	---	---
5,962,747,327	1.00	3.75	Actual/Actual	30/01/2028	10	---	/02 - 01/02 - 31/	3.75	1	GGB-FXD-300128-10Y-3.750-1.000	---	---	---	85.4610 13/07/2018	---	---	1.0000	B	28/11/2018
7,067,309,386	1.00	3.90	Actual/Actual	30/01/2033	15	---	/02 - 01/02 - 31/	3.90	1	GGB-FXD-300133-15Y-3.900-1.000	---	---	---	78.6730 13/07/2018	---	---	1.0000	B	28/11/2018
5,622,848,349	1.00	4.00	Actual/Actual	30/01/2037	19	---	/02 - 01/02 - 31/	4.00	1	GGB-FXD-300137-19Y-4.000-1.000	---	---	---	77.0370 13/07/2018	---	---	1.0000	B	28/11/2018
5,476,770,669	1.00	4.20	Actual/Actual	30/01/2042	24	---	/02 - 01/02 - 31/	4.20	1	GGB-FXD-300142-24Y-4.200-1.000	---	---	---	77.7640 13/07/2018	---	---	1.0000	B	28/11/2018
4,950,000	1,000.00	3.38	Actual/Actual	15/06/2034	10	---	15/06	3.38	1	GGB-FXD-150634-10Y-3.375-1.000	---	---	---	---	---	---	---	---	---
59,586,043	1.00	4.30	Actual/Actual	24/02/2026	14	---	24/02	4.30	1	GGB-FXD-240226-14Y-2.000-1.000	---	---	---	10.0000 22/06/2015	---	---	---	---	---
41,118,344	1.00	4.30	Actual/Actual	24/02/2027	15	---	24/02	4.30	1	GGB-FXD-240227-15Y-2.000-1.000	---	---	---	10.0000 22/06/2015	---	---	---	---	---
45,137,734	1.00	4.30	Actual/Actual	24/02/2028	16	---	24/02	4.30	1	GGB-FXD-240228-16Y-2.000-1.000	---	---	---	10.0000 22/06/2015	---	---	---	---	---
61,768,888	1.00	4.30	Actual/Actual	24/02/2029	17	---	24/02	4.30	1	GGB-FXD-240229-17Y-2.000-1.000	---	---	---	10.0000 22/06/2015	---	---	---	---	---
54,567,744	1.00	4.30	Actual/Actual	24/02/2030	18	---	24/02	4.30	1	GGB-FXD-240230-18Y-2.000-1.000	---	---	---	10.0000 22/06/2015	---	---	---	---	---
37,541,515	1.00	4.30	Actual/Actual	24/02/2031	19	---	24/02	4.30	1	GGB-FXD-240231-19Y-2.000-1.000	---	---	---	10.0000 22/06/2015	---	---	---	---	---
37,558,317	1.00	4.30	Actual/Actual	24/02/2032	20	---	24/02	4.30	1	GGB-FXD-240232-20Y-2.000-1.000	---	---	---	10.0000 22/06/2015	---	---	---	---	---
37,473,732	1.00	4.30	Actual/Actual	24/02/2033	21	---	24/02	4.30	1	GGB-FXD-240233-21Y-2.000-1.000	---	---	---	10.0000 22/06/2015	---	---	---	---	---
33,888,293	1.00	4.30	Actual/Actual	24/02/2034	22	---	24/02	4.30	1	GGB-FXD-240234-22Y-2.000-1.000	---	---	---	10.0000 22/06/2015	---	---	---	---	---
35,177,800	1.00	4.30	Actual/Actual	24/02/2035	23	---	24/02	4.30	1	GGB-FXD-240235-23Y-2.000-1.000	---	---	---	10.0000 22/06/2015	---	---	---	---	---
35,547,268	1.00	4.30	Actual/Actual	24/02/2036	24	---	24/02	4.30	1	GGB-FXD-240236-24Y-2.000-1.000	---	---	---	10.0000 22/06/2015	---	---	---	---	---
40,246,306	1.00	4.30	Actual/Actual	24/02/2037	25	---	24/02	4.30	1	GGB-FXD-240237-25Y-2.000-1.000	---	---	---	10.0000 22/06/2015	---	---	---	---	---
37,643,952	1.00	4.30	Actual/Actual	24/02/2038	26	---	24/02	4.30	1	GGB-FXD-240238-26Y-2.000-1.000	---	---	---	10.0000 22/06/2015	---	---	---	---	---
36,977,100	1.00	4.30	Actual/Actual	24/02/2039	27	---	24/02	4.30	1	GGB-FXD-240239-27Y-2.000-1.000	---	---	---	10.0000 22/06/2015	---	---	---	---	---
41,615,000	1.00	4.30	Actual/Actual	24/02/2040	28	---	24/02	4.30	1	GGB-FXD-240240-28Y-2.000-1.000	---	---	---	10.0000 22/06/2015	---	---	---	---	---
42,227,208	1.00	4.30	Actual/Actual	24/02/2041	29	---	24/02	4.30	1	GGB-FXD-240241-29Y-2.000-1.000	---	---	---	10.0000 22/06/2015	---	---	---	---	---
68,288,487	1.00	4.30	Actual/Actual	24/02/2042	30	---	24/02	4.30	1	GGB-FXD-240242-30Y-2.000-1.000	---	---	---	10.0000 22/06/2015	---	---	---	---	---
4,500,000	1,000.00	3.88	Actual/Actual	12/03/2029	10	---	12/03	3.88	1	GGB-FXD-120329-10Y-3.875-1.000	---	---	---	---	---	---	100.0000	B	15/10/2019
4,500,000	1,000.00	0.00	Actual/Actual	12/02/2026	5	---	12/02	0.00	1	GGB-FXD-120226-05Y-0.000-1.000	---	---	---	---	---	---	---	---	---
964,000	1,000.00	3.25	Actual/Actual	20/03/2025	6	---	20/03	3.25	1	GGB-FXD-200325-06Y-3.250-1.000	---	---	---	---	---	---	---	---	---
2,100,000	1,000.00	3.55	Actual/Actual	20/03/2026	7	---	20/03	3.55	1	GGB-FXD-200326-07Y-3.550-1.000	---	---	---	---	---	---	---	---	---
5,500,000	1,000.00	1.50	Actual/Actual	18/06/2030	10	---	18/06	1.50	1	GGB-FXD-180630-10Y-1.500-1.000	---	---	---	---	---	---	---	---	---
3,500,000	1,000.00	4.38	Actual/Actual	18/07/2038	15	---	18/07	4.38	1	GGB-FXD-180738-15Y-4.375-1.000	---	---	---	---	---	---	---	---	---
40,000	1,000.00	3.91	FLR Actual/360	18/09/2025	1	---	18/09 - 18/03	---	1	GGB-FLT-180925-01Y-3.915-1.000	---	---	---	---	---	---	---	---	---
5,364,250	1,000.00	3.25	Actual/Actual	20/03/2050	30	---	20/03	3.25	1	GGB-FXD-200350-30Y-3.250-1.000	---	---	---	---	---	---	---	---	---

Government Bonds Notes

Transactions Volume = (Pieces) * (Nominal Price). Transactions Value = (Pieces) * (Nominal Price) * (price %) + (Accrued interest).

The Value of current coupon for the issues with NV 0.01 euro refers to NV 100 euros

FLR: Floating Interest Rate.

[1] - The Expiration Date of the interest bearing period and the Date for coupon payment.

Government Bonds

Number Listed Bonds	Nominal price	Today's Rate	Accrued Interest Calc	Exp. Date [1]	Duration (years)	Note	Coupons Date	Curr. coupon value	Trading Unit	Government Bonds	Price min	Price max	Closing price	Previous closing price/date	Volume	Transactions Value	Price	Last order Buy / Sell	Date
4,250,000	1,000.00	3.63	Actual/Actual	15/06/2035	10	---	15/06	3.63	1	GGB-FXD-150635-10Y-3.625-1000.00	---	---	---	---	---	---	---	---	---
3,924,361	1,000.00	2.00	Actual/Actual	22/04/2027	7	---	22/04	2.00	1	GGB-FXD-220427-07Y-2.000-1.000	---	---	---	---	---	---	99.9000	B	22/04/2020
2,500,000	1,000.00	1.88	Actual/Actual	23/07/2026	7	---	23/07	1.88	1	GGB-FXD-230726-07Y-1.875-1.000	---	---	---	---	---	---	---	---	---
4,900,000	1,000.00	4.25	Actual/Actual	15/06/2033	10	---	15/06	4.25	1	GGB-FXD-150633-10Y-4.250-1.000	---	---	---	---	---	---	---	---	---
3,500,000	1,000.00	1.88	Actual/Actual	24/01/2052	30	---	24/01	1.88	1	GGB-FXD-240152-30Y-1.875-1.000	---	---	---	---	---	---	---	---	---
3,700,000	1,000.00	1.75	Actual/Actual	18/06/2032	10	---	18/06	1.75	1	GGB-FXD-180632-10Y-1.750-1.000	---	---	---	---	---	---	---	---	---
2,200,000	1,000.00	1.13	FLR Actual/360	15/12/2027	5	---	- 15/12 - 15/03 -	---	1	GGB-FLT-151227-05Y-1.130-1.000	---	---	---	---	---	---	102.1600	B	30/12/2022

Government Bonds Notes

Transactions Volume = (Pieces) * (Nominal Price). Transactions Value = (Pieces) * (Nominal Price) * (price %) + (Accrued interest).

The Value of current coupon for the issues with NV 0.01 euro refers to NV 100 euros

FLR: Floating Interest Rate.

[1] - The Expiration Date of the interest bearing period and the Date for coupon payment.

Treasury Bills & Zero Coupon Government Bonds

Issue Date	13-Week Maturity									26-Week Maturity									52-Week Maturity								
	Exp. Date	Initial Rate	Num Listed Bonds	Nominal price	Issue price	Last Trade Price	Last Trade Date	Volume Traded	Note	Exp. Date	Initial Rate	Num Listed Bonds	Nominal price	Issue price	Last Trade Price	Last Trade Date	Volume Traded	Note	Exp. Date	Initial Rate	Num Listed Bonds	Nominal price	Issue price	Last Trade Price	Last Trade Date	Volume Traded	Note
08/03/2024	---	---	---	---	---	---	---	---	---	---	---	---	---	---	---	---	---	---	07/03/2025	3.73	812,500	1,000.00	963.70	---	---	---	---
07/06/2024	---	---	---	---	---	---	---	---	---	---	---	---	---	---	---	---	---	---	06/06/2025	3.34	600,000	1,000.00	967.30	---	---	---	---
06/09/2024	---	---	---	---	---	---	---	---	---	---	---	---	---	---	---	---	---	---	05/09/2025	2.82	600,000	1,000.00	972.28	---	---	---	---
06/12/2024	---	---	---	---	---	---	---	---	---	---	---	---	---	---	---	---	---	---	05/12/2025	2.27	600,000	1,000.00	977.58	---	---	---	---

Bonds in Circulation	Currency / Min nominal traded Value	Coupons Payment Date	Current Coupon Value	Note	Coupon	Trading Unit	Issue Date	Duration (years)	Today's Interest	A.I.C in days	Bonds	Last price of previous days		Last Outcry in Cash (euro)			Trades in Pieces	Life min	Life Max
												Price	Buy / Sell	Date	Price	Buy / Sell			
Corporate Bonds in Foreign Currency and Euro																			
103,746	GBP / 10	01/12	0.25	---	66	1	01/12/1930	98	2.5	360	National Mortgage Bank	2.27	05/02/1996	2.27	S	05/02/1996	---	2.27	2.27
0	GBP / 10	01/12	0.25	---	68	1	01/12/1928	100	2.5	360	National Mortgage Bank	---	---	---	---	---	---	---	---

Government Bonds Notes

A.I.C: Accrued Interest Calculation base.

FLR: Floating Interest Rate.

The minimum tradeable Nominal Value for all Demeterialised Government Titles is 100 Euros.

(μφρ-0)

Athex & ATHEXClear Members List

Member Name	Stock Market			Derivatives Market		ATHEXClear Member				
	Address	Phone	Fax	Market Member	Remote Member	Market Maker	Proprietary	Market Maker	General Clearing	Direct Clearing
A. SARRIS SECURITIES S.A.				a						
6, ΔΡΑΓΑΤΣΑΝΙΟΥ 6 ΑΘΗΝΑ	2103367700									
ΑΕΟΝIC SECURITIES C.I.F. P.L.C.				a						
, ΛΑΪΟΥ 6, ΓΡ. 301B, ANNA COURT	35725337600									
ALPHA BANK S.A.									a	
, ΣΤΑΔΙΟΥ 40 ΑΘΗΝΑ	2103260000									
ALPHA FINANCE INVESTMENT SERVICES SINGLE MEMBER SA				a		a	a	a		a
5, ΠΑΝΕΠΙΣΤΗΜΙΟΥ 45 ΑΘΗΝΑ	2103677400									
ARGUS STOCKBROKERS LTD				a	a		a			
25, 25 ΛΕΩΦΟΡΟΣ ΔΗΜΟΣΘΕΝΗ ΣΕΒΕΡΗ	0035722717000									
ATHLOS CAPITAL INVESTMENT SERVICES LTD				a	a					
, 17 STASINOU AVENUE, BEDIZIA TOWER, 6TH & 7TH FL.	35722110777									
ATLANTIC SECURITIES LTD				a	a					
37, ΠΡΟΔΡΟΜΟΥ 37	0035722445400									
AXON SECURITIES S.A.				a			a			
48, ΣΤΑΔΙΟΥ 48 ΑΘΗΝΑ	2103363800									
BETA SECURITIES S.A.				a		a	a			a
29, ΑΛΕΞΑΝΔΡΑΣ 29 ΑΘΗΝΑ	210 6478900									
BNP PARIBAS S.A.									a	
, ΛΑΜΨΑΚΟΥ 2 ΑΘΗΝΑ	2107468525									
BOFA SECURITIES EUROPE SA				a	a					
, 51 RUE LA BOËTIE	+33 153655555									
CITIGROUP GLOBAL MARKETS EUROPE AG				a	a					
16, REUTERWEG 16	+49 691366-0									
CITIGROUP GLOBAL MARKETS LIMITED				a						
1, 33 CANADA SQUARE -CANARY WHARF	+44 02079864000									
CREDIT SUISSE BANK (EUROPE), S.A.				a						
, CALLE AYALA 42, 3A PLANTA-B MADRID	+34917916000									
CREDIT SUISSE SECURITIES (EUROPE) LIMITED				a						
1, ONE CABOT SQUARE LONDON	+44 2078888888									
CYCLOS SECURITIES S.A.				a			a			
39, ΧΑΡΙΛΑΟΥ ΤΡΙΚΟΥΠΗ 6-8-10 ΑΘΗΝΑ	2103364300									
DEUTSCHE BANK S.A.					a					
1, GREAT WINCHESTER STREET LONDON	+44 20 754 54209	00441133361437								
EUROBANK EQUITIES INVESTMENT FIRM SINGLE MEMBER SA				a		a	a	a		a
, ΦΙΛΕΛΛΗΝΩΝ 10 & ΞΕΝΟΦΩΝΤΟΣ 13 ΑΘΗΝΑ	2103720425									
EUROBANK S.A.									a	
, ΟΘΩΝΟΣ 8 ΑΘΗΝΑ	2144043907									
EUROCORP INVESTMENT SERVICES S.A.				a			a			a
14, ΠΛ.ΦΙΛΙΚΗΣ ΕΤΑΙΡΕΙΑΣ 14 ΑΘΗΝΑ	2107263600									
EUOTRUST INVESTMENT FIRM SA				a						
113, ΣΕΒΑΣΤΟΥΠΟΛΕΩΣ 113 ΑΘΗΝΑ	2103363100									
EUROXX SECURITIES S.A.				a		a	a	a		a
7, ΠΑΛΕΟΛΟΓΟΥ ΧΑΛΑΝΔΡΙ	+30 2106879400	210-6879401								
7, ΠΑΛΑΙΟΛΟΓΟΥ ΧΑΛΑΝΔΡΙ	(210)-6879400	(210)-6879401								
FREEDOM FINANCE EUROPE LTD				a	a					
, ΧΡΙΣΤΑΚΗ ΚΡΑΝΟΥ 20	035725257786									
G. A. PERVANAS SECURITIES- INVESTMENT SERVICES S.A.				a						
7-9, ΣΟΦΟΚΛΕΟΥΣ 7-9 ΑΘΗΝΑ	2103727200									
GLOBAL CAPITAL SECURITIES & FINANCIAL SERVICES LTD				a	a					
50, ΛΑΡΧΙΕΠΙΣΚΟΠΟΥ ΜΑΚΑΡΙΟΥ Γ50	0035722710710									
GREENPOST TRADING EUROPE LTD				a	a					
, ΚΙΜΩΝΟΣ 3, ACROPOLIS MANSIONS, 2ND FLOOR, FLAT/OFFICE 202	035722521389									
HELLENIC AMERICAN SECURITIES S.A.				a		a	a			a
27, ΑΝΔΡΕΑ ΠΑΠΑΝΔΡΕΟΥ 27 ΜΑΡΟΥΣΙ	2103311100									
HELLENIC BANK (INVESTMENTS) LTD					a					
, ΑΥΕ.ΚΥΡΙΑΚΟΥ ΜΑΤΣΙ 31 - PO BOX 24747 NICOSIA	+357 22500100	357 22500110								
HSBC CONTINENTAL EUROPE									a	
109-111, Α.ΜΕΣΟΓΕΙΩΝ 109-111	2106960000									
INDEX SECURITIES S.A.				a						
6, ΔΡΑΓΑΤΣΑΝΙΟΥ 6 ΑΘΗΝΑ	2103213920									
J. CHR. MAVRIKIS SECURITIES S.A.				a						
5, ΣΟΦΟΚΛΕΟΥΣ 5 ΑΘΗΝΑ	2103216730									

Athex & ATHEXClear Members List

Member Name				Stock Market			Derivatives Market		ATHEXClear Member	
	Address	Phone	Fax	Market Member	Remote Member	Market Maker	Proprietary	Market Maker	General Clearing	Direct Clearing
KAPPA SECURITIES S.A.				a			a			
15, ΒΑΛΑΩΡΙΤΟΥ 15 ΑΘΗΝΑ	2103678600									
KARAMANOF SECURITIES & INVESTMENT SERVICES S.A.				a						
2, ΠΛ.ΑΓ.ΘΕΟΔΩΡΩΝ 2 ΑΘΗΝΑ	2103212947									
LAIKI FINANCIAL SERVICES LTD					a					
26, AVE. VYRONOS NICOSIA	357 22367367	357 22718567								
LEON DEPOLAS SECURITIES S.A.				a		a	a			
1, ΧΡΗΣΤΟΥ ΛΑΔΑ 1 ΑΘΗΝΑ	2103213276 -28									
MEGA EQUITY SECURITIES & FINANCIAL SERVICES PUBLIC LTD				a	a		a			
42-44, ΛΕΩΦ.ΓΡΙΒΑ ΔΙΓΕΝΗ 42-44	0035722711711									
MERIT SECURITIES S.A				a		a	a			a
5, ΣΟΦΟΚΛΕΟΥΣ 5 ΑΘΗΝΑ	2141008814									
MERRILL LYNCH INTERNATIONAL				a						
2, 2 KING EDWARD STREET LONDON	+44 20276281000									
N. CHRYSOCHOIDIS STOCK BROKERAGE I.S.S.A.				a			a			a
7-9, ΣΟΦΟΚΛΕΟΥΣ 7-9 ΑΘΗΝΑ	2103213913									
NATIONAL BANK OF GREECE S.A.				a		a	a		a	
86, ΑΙΟΛΟΥ ΣΤΡ. ΑΘΗΝΑ	(210)-3341000	(210)-3228187								
68, ΑΚΑΔΙΜΙΑΣ ΣΤΡ. ΑΘΗΝΑ	(210)-3328817	(210)-3328678								
NATIONAL SECURITIES SINGLE MEMBER SA				a		a	a	a		
66, ΛΕΩΦΟΡΟΣ ΑΘΗΝΩΝ 128-132 & ΙΦΙΓΕΝΙΑΣ ΑΘΗΝΑ	2103328784									
NUNTIUS BROKERAGE AND INVESTMENT SERVICES SINGLE MEMBER S.A.				a			a			
6, ΔΡΑΓΑΤΣΑΝΙΟΥ 6 ΑΘΗΝΑ	2103350599									
ONE PLUS CAPITAL LIMITED				a	a					
, 75 PRODROMOU AVENUE NICOSIA 1307	35722873760									
OPTIMA BANK S.A.				a		a	a	a	a	
, ΑΙΓΙΑΛΕΙΑΣ 32 & ΠΑΡΑΔΕΙΣΟΥ ΜΑΡΟΥΣΙ	210 8173000									
PANCRETA BANK S.A									a	
, ΙΚΑΡΟΥ 5	2810338746									
PANTELAKIS SECURITIES S.A.				a		a	a	a		
57, ΕΘΝΙΚΗΣ ΑΝΤΙΣΤΑΣΕΩΣ 57, ΚΤΙΠΙΟ Β CHALANDRI	2106965000									
PIRAEUS BANK S.A.				a			a		a	
, ΑΜΕΡΙΚΗΣ 4 ΑΘΗΝΑ	2103335000									
PIRAEUS SECURITIES S. A.				a		a	a	a		a
10, ΣΤΑΔΙΟΥ 10 ΑΘΗΝΑ	2103354100									
PROCHOICE SECURITIES LTD				a	a					
57, ΛΕΩΦ.ΣΠΥΡΟΥ ΚΥΠΡΙΑΝΟΥ 57, ΑΚΙΝΗΤΑ Φ	035724661192									
SHARELINK SECURITIES & FINANCIAL SERVICES LTD				a			a			
6, HOUSE-ΘΕΟΤΟΚΗ 6 ΜΕΓΑΡΟ ΕΛΜΗΝΑ	+357 22554200									
SOCIETE GENERALE S.A.				a	a		a			
, 17 COURS VALMY, CEDEX	+157290504									
SOLIDUS SECURITIES S.A				a			a			a
64, ΛΟΥΙΖΗΣ ΠΙΑΝΚΟΥΡ 64 ΑΘΗΝΑ	2106900605									
ST. EM. LAVRENTAKIS SECURITIES S.A.				a						
7-9, ΣΟΦΟΚΛΕΟΥΣ 7-9 ΑΘΗΝΑ	2103213336									
THE CYPRUS INVESTMENT & SECURITIES CORPORATION LTD				a	a					
154, 1 AG. PROKOPIOU & POSIDONOS 1ST FLOOR	0035722121700									
UBS EUROPE SE				a	a					
, OPERNTURM, BOCKENHEIMER LANDSTRASSE 2-4	496921790									
UBS LIMITED					a					
1, FINSBURY AVENUE LONDON	+44 2075687135									
VIGOR FINANCE INVESTMENT SERVICES S.A.				a		a	a	a		
, ΨΥΧΑΡΗ 14 Ν. ΨΥΧΙΚΟ	2106718400									

Underlying Asset				Derivatives Market													
Price max	Price min	Closing price	change	Delivery Month	Open price	Price max	Price min	Last price	Closing price	Last Bid	Last Ask	Fixing price*	Life high	Life low	Trades	Volume	Open Interest
FTSE/Athex Large Cap																	
(Trade Unit: 1 Index Point x 2E, Cash Settlement)																	
3,973.21	3,899.35	3,930.98	-0.29%	March 2025	3,905.00	3,967.75	3,895.00	3,923.00	3,923.00	---	---	---	3,984.75	---	202	744	5,405
				April 2025	3,929.00	3,964.25	3,890.00	3,917.00	3,917.00	---	---	---	3,980.00	---	40	143	182
				May 2025	---	---	---	---	3,959.25	---	---	---	---	---	---	---	---
				June 2025	---	---	---	---	3,967.00	---	---	---	---	---	---	---	---
				September 2025	---	---	---	---	3,986.75	---	---	---	---	---	---	---	---
				December 2025	---	---	---	---	4,006.75	---	---	---	---	---	---	---	---
FTSE/Athex Banks																	
(Trade Unit: 1 Index Point x 15E, Cash Settlement)																	
1,514.00	1,476.41	1,499.21	0.48%	March 2025	1,501.00	1,509.50	1,494.50	1,494.50	1,494.50	---	---	---	1,509.50	---	4	44	1,511
				June 2025	---	---	---	---	1,501.25	---	---	---	---	---	---	---	---
				September 2025	---	---	---	---	1,509.00	---	---	---	---	---	---	---	---
				December 2025	---	---	---	---	1,516.50	---	---	---	---	---	---	---	---
MSCI GREECE REBASED																	
(Trade Unit: 1 Index Point x 2E, Cash Settlement)																	
6,278.97	6,138.43	6,201.12	-0.21%	March 2025	6,263.00	6,263.00	6,263.00	6,263.00	6,263.00	---	---	---	6,263.00	---	2	20	---
				April 2025	6,258.00	6,258.00	6,258.00	6,258.00	6,258.00	---	---	---	6,258.00	---	2	20	---
				May 2025	6,255.00	6,255.00	6,255.00	6,255.00	6,255.00	---	---	---	6,255.00	---	2	20	---
				June 2025	6,253.75	6,253.75	6,253.75	6,253.75	6,253.75	---	---	---	6,253.75	---	2	20	---
				July 2025	---	---	---	---	6,262.25	---	---	---	---	---	---	---	---
				August 2025	---	---	---	---	6,272.00	---	---	---	---	---	---	---	---
				September 2025	---	---	---	---	6,284.00	---	---	---	---	---	---	---	---
				December 2025	---	---	---	---	6,315.25	---	---	---	---	---	---	---	---

Derivatives notes

Fixing prices and final open positions can be retrieved from the following path <http://www.helex.gr/el/web/guest/statistics-end-of-day-derivatives>

Underlying Asset				Derivatives Market													
Price max	Price min	Closing price	change	Delivery Month	Open price	Price max	Price min	Last price	Closing price	Last Bid	Last Ask	Fixing price*	Life high	Life low	Trades	Volume	Open Interest
ADMIE (IPTO) HOLDING S.A. (CR) (Contract Size: 100 Securities, Physical Delivery)																	
2.83	2.75	2.77	-1.77%	March 2025	2.82	2.82	2.76	2.77	2.77	---	---	---	2.89	---	51	406	18,489
				June 2025	---	---	---	---	2.84	---	---	---	---	---	---	---	---
				September 2025	---	---	---	---	2.85	---	---	---	---	---	---	---	---
				December 2025	---	---	---	---	2.87	---	---	---	---	---	---	---	---
AEGEAN AIRLINES (CR) (Contract Size: 100 Securities, Physical Delivery)																	
10.87	10.54	10.73	-0.37%	March 2025	10.80	10.89	10.55	10.69	10.69	---	---	---	11.48	---	28	98	3,777
				June 2025	---	---	---	---	10.81	---	---	---	11.30	---	---	---	2
				September 2025	---	---	---	---	10.89	---	---	---	---	---	---	---	---
				December 2025	---	---	---	---	10.95	---	---	---	---	---	---	---	---
AKTOR S.A. HOLDING CO. (CR) (Contract Size: 101 Securities, Physical Delivery)																	
5.29	5.14	5.23	-0.38%	March 2025	5.25	5.27	5.15	5.15	5.15	---	---	---	5.52	4.70	58	334	10,338
				June 2025	5.21	5.21	5.21	5.21	5.21	---	---	---	5.50	---	1	1	4,452
				September 2025	---	---	---	---	5.31	---	---	---	---	---	---	---	---
				December 2025	---	---	---	---	5.34	---	---	---	---	---	---	---	---
ALPHA SERVICES HOLD (CR) (Contract Size: 100 Securities, Physical Delivery)																	
1.997	1.93	1.981	1.72%	March 2025	1.92	2.00	1.92	1.97	1.97	---	---	---	2.00	---	585	32,665	118,374
				June 2025	1.98	1.99	1.94	1.95	1.95	---	---	---	1.99	---	14	258	1,233
				September 2025	---	---	---	---	1.97	---	---	---	---	---	---	---	---
				December 2025	---	---	---	---	1.98	---	---	---	---	---	---	---	---
ATHENS INTL AIRPORT (CR) (Contract Size: 100 Securities, Physical Delivery)																	
8.91	8.74	8.91	1.94%	March 2025	8.92	8.92	8.92	8.92	8.92	---	---	---	8.98	---	3	10	283
				June 2025	---	---	---	---	8.76	---	---	---	8.86	---	---	---	90
				September 2025	---	---	---	---	8.84	---	---	---	---	---	---	---	---
				December 2025	---	---	---	---	8.88	---	---	---	---	---	---	---	---
AUTOHELLAS SA (CR) (Contract Size: 100 Securities, Physical Delivery)																	
10.8	10.6	10.68	0.57%	March 2025	10.71	10.71	10.71	10.71	10.71	---	---	---	11.32	---	1	1	135
				June 2025	---	---	---	---	10.69	---	---	---	---	---	---	---	---
				September 2025	---	---	---	---	10.74	---	---	---	---	---	---	---	---
				December 2025	---	---	---	---	10.79	---	---	---	---	---	---	---	---
AVAX S.A. (CR) (Contract Size: 100 Securities, Physical Delivery)																	
2.34	2.18	2.18	-5.22%	March 2025	2.30	2.31	2.15	2.15	2.15	---	---	---	2.41	---	52	189	564
				June 2025	---	---	---	---	2.31	---	---	---	---	---	---	---	---
				September 2025	---	---	---	---	2.33	---	---	---	---	---	---	---	---
				December 2025	---	---	---	---	2.34	---	---	---	---	---	---	---	---

Derivatives notes

Fixing prices and final open positions can be retrieved from the following path <http://www.helex.gr/el/web/guest/statistics-end-of-day-derivatives>

Underlying Asset				Derivatives Market													
Price max	Price min	Closing price	change	Delivery Month	Open price	Price max	Price min	Last price	Closing price	Last Bid	Last Ask	Fixing price*	Life high	Life low	Trades	Volume	Open Interest
BANK OF CYPRUS (CR)				(Contract Size: 100 Securities, Physical Delivery)													
5.4	5.3	5.3	-0.38%	March 2025	---	---	---	---	5.33	---	---	---	5.58	---	---	---	47
				June 2025	---	---	---	---	5.35	---	---	---	---	---	---	---	---
				September 2025	---	---	---	---	5.38	---	---	---	---	---	---	---	---
				December 2025	---	---	---	---	5.41	---	---	---	---	---	---	---	---
CC HBC AG (CR)				(Contract Size: 100 Securities, Physical Delivery)													
41.34	39.7	41.28	0.78%	March 2025	40.70	40.74	39.05	39.05	39.05	---	---	---	41.30	---	3	3	138
				June 2025	---	---	---	---	41.21	---	---	---	---	---	---	---	---
				September 2025	---	---	---	---	41.42	---	---	---	---	---	---	---	---
				December 2025	---	---	---	---	41.63	---	---	---	---	---	---	---	---
CENERGY HOLDINGS (CB)				(Contract Size: 100 Securities, Physical Delivery)													
9.14	8.93	8.95	-0.22%	March 2025	9.09	9.14	8.99	8.99	8.99	---	---	---	10.05	---	18	89	7,160
				June 2025	---	---	---	---	9.06	---	---	---	9.17	---	---	---	3
				September 2025	---	---	---	---	9.07	---	---	---	---	---	---	---	---
				December 2025	---	---	---	---	9.12	---	---	---	---	---	---	---	---
ELLAKTOR (CR)				(Contract Size: 100 Securities, Physical Delivery)													
2.32	2.25	2.25	0.00%	March 2025	2.28	2.31	2.25	2.25	2.25	---	---	---	2.37	---	71	707	2,159
				June 2025	---	---	---	---	2.26	---	---	---	---	---	---	---	---
				September 2025	---	---	---	---	2.28	---	---	---	---	---	---	---	---
				December 2025	---	---	---	---	2.29	---	---	---	---	---	---	---	---
ELVALHALCOR (CR)				(Contract Size: 100 Securities, Physical Delivery)													
2.185	2.1	2.155	0.23%	March 2025	2.16	2.18	2.12	2.15	2.15	---	---	---	2.28	---	92	1,014	9,146
				June 2025	---	---	---	---	2.16	---	---	---	---	---	---	---	---
				September 2025	---	---	---	---	2.17	---	---	---	---	---	---	---	---
				December 2025	---	---	---	---	2.19	---	---	---	---	---	---	---	---
EUROBANK HOLDINGS (CR)				(Contract Size: 100 Securities, Physical Delivery)													
2.523	2.47	2.496	-0.28%	March 2025	2.50	2.53	2.46	2.49	2.49	---	---	---	2.57	---	117	2,666	18,200
				June 2025	2.50	2.50	2.49	2.49	2.49	---	---	---	2.56	---	2	3	27
				September 2025	---	---	---	---	2.53	---	---	---	---	---	---	---	---
				December 2025	---	---	---	---	2.54	---	---	---	---	---	---	---	---
EYDAP S.A. (CR)				(Contract Size: 100 Securities, Physical Delivery)													
5.87	5.8	5.86	1.38%	March 2025	5.88	5.88	5.82	5.85	5.85	---	---	---	6.17	---	6	45	4,523
				June 2025	---	---	---	---	5.82	---	---	---	---	---	---	---	---
				September 2025	---	---	---	---	5.85	---	---	---	---	---	---	---	---
				December 2025	---	---	---	---	5.87	---	---	---	---	---	---	---	---

Derivatives notes

Fixing prices and final open positions can be retrieved from the following path <http://www.helex.gr/el/web/guest/statistics-end-of-day-derivatives>

Underlying Asset				Derivatives Market													
Price max	Price min	Closing price	change	Delivery Month	Open price	Price max	Price min	Last price	Closing price	Last Bid	Last Ask	Fixing price*	Life high	Life low	Trades	Volume	Open Interest
FOURLIS (CR)				(Contract Size: 100 Securities, Physical Delivery)													
4.105	4.03	4.06	-0.98%	March 2025	4.08	4.08	4.04	4.05	4.05	---	---	---	4.36	---	4	4	684
				June 2025	---	---	---	---	4.13	---	---	---	---	---	---	---	---
				September 2025	---	---	---	---	4.15	---	---	---	---	---	---	---	---
				December 2025	---	---	---	---	4.17	---	---	---	---	---	---	---	---
GEK TERNA (CR)				(Contract Size: 100 Securities, Physical Delivery)													
18.46	18.06	18.2	-0.76%	March 2025	18.34	18.45	18.17	18.41	18.41	---	---	---	19.17	---	17	101	11,515
				June 2025	---	---	---	---	18.71	---	---	---	18.74	---	---	---	40
				September 2025	---	---	---	---	18.55	---	---	---	---	---	---	---	---
				December 2025	---	---	---	---	18.64	---	---	---	---	---	---	---	---
HELLENIC EXCHANGES-A.S.E. (CR)				(Contract Size: 100 Securities, Physical Delivery)													
4.89	4.765	4.77	-1.34%	March 2025	4.87	4.88	4.77	4.77	4.77	---	---	---	5.10	---	29	145	2,655
				June 2025	---	---	---	---	4.87	---	---	---	---	---	---	---	---
				September 2025	---	---	---	---	4.89	---	---	---	---	---	---	---	---
				December 2025	---	---	---	---	4.91	---	---	---	---	---	---	---	---
HELLENIQ ENERGY (CR)				(Contract Size: 100 Securities, Physical Delivery)													
7.845	7.645	7.76	-0.51%	March 2025	7.80	7.85	7.65	7.74	7.74	---	---	---	8.13	---	17	80	4,765
				June 2025	7.81	7.81	7.71	7.71	7.71	---	---	---	8.12	---	3	25	315
				September 2025	---	---	---	---	7.89	---	---	---	---	---	---	---	---
				December 2025	---	---	---	---	7.93	---	---	---	---	---	---	---	---
INTRACOM HOLDINGS (CR)				(Contract Size: 100 Securities, Physical Delivery)													
3.165	2.99	3	-1.96%	March 2025	3.09	3.17	2.98	3.00	3.00	---	---	---	3.36	---	147	720	12,483
				June 2025	3.06	3.10	2.96	2.97	2.97	---	---	---	3.31	---	9	39	92
				September 2025	---	---	---	---	3.09	---	---	---	---	---	---	---	---
				December 2025	---	---	---	---	3.11	---	---	---	---	---	---	---	---
JUMBO SA (CR)				(Contract Size: 100 Securities, Physical Delivery)													
26.82	25.94	25.94	-2.26%	March 2025	26.10	26.10	25.97	25.97	25.97	---	---	---	27.70	---	2	2	394
				June 2025	---	---	---	---	26.71	---	---	---	---	---	---	---	---
				September 2025	---	---	---	---	26.84	---	---	---	---	---	---	---	---
				December 2025	---	---	---	---	26.97	---	---	---	---	---	---	---	---
LAMDA DEVELOPMENT SA (CR)				(Contract Size: 100 Securities, Physical Delivery)													
6.63	6.44	6.48	-0.46%	March 2025	6.57	6.63	6.46	6.48	6.48	---	---	---	7.57	---	45	133	8,243
				June 2025	---	---	---	---	6.63	---	---	---	6.71	---	---	---	2
				September 2025	---	---	---	---	6.58	---	---	---	---	---	---	---	---
				December 2025	---	---	---	---	6.62	---	---	---	---	---	---	---	---

Derivatives notes

Fixing prices and final open positions can be retrieved from the following path <http://www.helex.gr/el/web/guest/statistics-end-of-day-derivatives>

Underlying Asset				Derivatives Market													
Price max	Price min	Closing price	change	Delivery Month	Open price	Price max	Price min	Last price	Closing price	Last Bid	Last Ask	Fixing price*	Life high	Life low	Trades	Volume	Open Interest
METLEN ENERGY & METALS (CR)																	
(Contract Size: 100 Securities, Physical Delivery)																	
35.94	34.78	34.9	-1.69%	March 2025	36.45	36.45	34.86	34.94	34.94	---	---	---	37.54	---	157	500	6,608
				June 2025	35.30	35.30	35.30	35.30	35.30	---	---	---	37.00	---	1	1	150
				September 2025	---	---	---	---	35.90	---	---	---	---	---	---	---	---
				December 2025	---	---	---	---	36.08	---	---	---	---	---	---	---	---
MIG (CR)																	
(Contract Size: 100 Securities, Physical Delivery)																	
2.89	2.81	2.845	1.25%	March 2025	2.87	2.89	2.85	2.85	2.85	---	---	---	3.07	---	11	15	241
				June 2025	---	---	---	---	2.83	---	---	---	---	---	---	---	---
				September 2025	---	---	---	---	2.84	---	---	---	---	---	---	---	---
				December 2025	---	---	---	---	2.86	---	---	---	---	---	---	---	---
MOTOR OIL (CR)																	
(Contract Size: 100 Securities, Physical Delivery)																	
21.8	21.08	21.14	-2.58%	March 2025	21.63	21.83	21.10	21.28	21.28	---	---	---	23.03	---	106	351	6,526
				June 2025	---	---	---	---	21.93	---	---	---	22.65	---	---	---	20
				September 2025	---	---	---	---	21.94	---	---	---	---	---	---	---	---
				December 2025	---	---	---	---	22.05	---	---	---	---	---	---	---	---
NATIONAL BANK (CR)																	
(Contract Size: 100 Securities, Physical Delivery)																	
9.142	8.83	9.018	1.05%	March 2025	8.89	9.10	8.83	8.99	8.99	---	---	---	9.10	---	373	3,727	15,480
				June 2025	8.85	9.13	8.85	8.99	8.99	---	---	---	9.13	---	32	376	175
				September 2025	---	---	---	---	9.02	---	---	---	---	---	---	---	---
				December 2025	---	---	---	---	9.07	---	---	---	---	---	---	---	---
OPAP (CR)																	
(Contract Size: 100 Securities, Physical Delivery)																	
17.19	16.73	17.1	0.00%	March 2025	17.03	17.05	16.86	17.01	17.01	---	---	---	17.39	---	7	19	1,124
				June 2025	---	---	---	---	16.93	---	---	---	16.76	---	---	---	32
				September 2025	---	---	---	---	17.29	---	---	---	---	---	---	---	---
				December 2025	---	---	---	---	17.38	---	---	---	---	---	---	---	---
OPTIMA BANK (CR)																	
(Contract Size: 100 Securities, Physical Delivery)																	
14.52	13.98	14.22	-0.84%	March 2025	14.31	14.31	14.31	14.31	14.31	---	---	---	14.31	---	1	5	82
				June 2025	---	---	---	---	14.43	---	---	---	---	---	---	---	---
				September 2025	---	---	---	---	14.50	---	---	---	---	---	---	---	---
				December 2025	---	---	---	---	14.57	---	---	---	---	---	---	---	---
OTE (CR)																	
(Contract Size: 100 Securities, Physical Delivery)																	
15.2	14.8	15	-0.13%	March 2025	14.91	15.20	14.90	15.04	15.04	---	---	---	15.20	---	54	307	3,651
				June 2025	---	---	---	---	15.10	---	---	---	14.70	---	---	---	1
				September 2025	---	---	---	---	15.19	---	---	---	---	---	---	---	---
				December 2025	---	---	---	---	15.27	---	---	---	---	---	---	---	---

Derivatives notes

Fixing prices and final open positions can be retrieved from the following path <http://www.helex.gr/el/web/guest/statistics-end-of-day-derivatives>

Underlying Asset				Derivatives Market													
Price max	Price min	Closing price	change	Delivery Month	Open price	Price max	Price min	Last price	Closing price	Last Bid	Last Ask	Fixing price*	Life high	Life low	Trades	Volume	Open Interest
P.P.A. S.A. (CR)				(Contract Size: 100 Securities, Physical Delivery)													
33.05	32.3	33	2.17%	March 2025	---	---	---	---	32.38	---	---	---	33.30	---	---	---	133
				June 2025	---	---	---	---	32.50	---	---	---	---	---	---	---	---
				September 2025	---	---	---	---	32.66	---	---	---	---	---	---	---	---
				December 2025	---	---	---	---	32.83	---	---	---	---	---	---	---	---
PIRAEUS FINANCIAL HOLD (CR)				(Contract Size: 100 Securities, Physical Delivery)													
4.633	4.43	4.52	-0.29%	March 2025	4.53	4.64	4.44	4.52	4.52	---	---	---	4.82	---	593	10,336	61,135
				June 2025	4.74	4.74	4.47	4.47	4.47	---	---	---	4.85	---	24	804	64
				September 2025	---	---	---	---	4.58	---	---	---	---	---	---	---	---
				December 2025	---	---	---	---	4.61	---	---	---	---	---	---	---	---
PPC (CR)				(Contract Size: 100 Securities, Physical Delivery)													
13.15	12.85	12.86	-2.72%	March 2025	13.00	13.15	12.86	12.86	12.86	---	---	---	13.97	---	77	752	23,559
				June 2025	---	---	---	---	13.19	---	---	---	13.96	---	---	---	50
				September 2025	---	---	---	---	13.37	---	---	---	---	---	---	---	---
				December 2025	---	---	---	---	13.44	---	---	---	---	---	---	---	---
QUEST HOLDINGS (CR)				(Contract Size: 100 Securities, Physical Delivery)													
6.16	6.04	6.13	0.16%	March 2025	---	---	---	---	6.08	---	---	---	6.51	---	---	---	151
				June 2025	---	---	---	---	6.16	---	---	---	---	---	---	---	---
				September 2025	---	---	---	---	6.19	---	---	---	---	---	---	---	---
				December 2025	---	---	---	---	6.22	---	---	---	---	---	---	---	---
TITAN CEMENT (CB)				(Contract Size: 100 Securities, Physical Delivery)													
40.3	39.5	39.95	-0.37%	March 2025	39.52	40.10	39.52	39.88	39.88	---	---	---	45.75	---	9	16	722
				June 2025	40.06	40.30	40.06	40.06	40.06	---	---	---	41.06	---	4	7	15
				September 2025	---	---	---	---	40.55	---	---	---	---	---	---	---	---
				December 2025	---	---	---	---	40.75	---	---	---	---	---	---	---	---
VIOHALCO SA/NV (CB)				(Contract Size: 100 Securities, Physical Delivery)													
5.75	5.55	5.58	-1.76%	March 2025	5.65	5.76	5.57	5.60	5.60	---	---	---	6.13	---	95	422	5,950
				June 2025	---	---	---	---	5.74	---	---	---	5.96	---	---	---	5
				September 2025	---	---	---	---	5.74	---	---	---	---	---	---	---	---
				December 2025	---	---	---	---	5.77	---	---	---	---	---	---	---	---

Derivatives notes

Fixing prices and final open positions can be retrieved from the following path <http://www.helex.gr/el/web/guest/statistics-end-of-day-derivatives>

FTSE/Athex Large Cap

(Trade Unit: 1 Index Point x 2€ - Exercise Style: European, Cash Settlement)

Call Options														Put Options																											
March 2025							April 2025							Other Months		March 2025							April 2025							Other Months		Exercise Price									
Open price	Price max	Price min	Last price	Closing price	Volume	Open Interest	Open price	Price max	Price min	Last price	Closing price	Volume	Open Interest	Volume	Open Interest	Open price	Price max	Price min	Last price	Closing price	Volume	Open Interest	Open price	Price max	Price min	Last price	Closing price	Volume	Open Interest	Volume	Open Interest										
3,000	0.00	0.00	0.00	-	939.00	-	-	-	-	-	-	-	-	-	-	0.00	0.00	0.00	-	0.01	-	-	-	-	-	-	-	-	-	-	3,000										
3,050	0.00	0.00	0.00	-	889.00	-	-	-	-	-	-	-	-	-	-	0.00	0.00	0.00	-	0.01	-	-	-	-	-	-	-	-	-	-	3,050										
3,100	0.00	0.00	0.00	-	839.00	-	-	-	-	-	-	-	-	-	-	0.00	0.00	0.00	-	0.01	-	-	-	-	-	-	-	-	-	-	3,100										
3,150	0.00	0.00	0.00	-	789.00	-	-	-	-	-	-	-	-	-	-	0.00	0.00	0.00	-	0.04	-	-	-	-	-	-	-	-	-	-	3,150										
3,200	0.00	0.00	0.00	-	739.00	-	-	-	-	-	-	-	-	-	-	0.00	0.00	0.00	-	0.01	-	-	-	-	-	-	-	-	-	-	3,200										
3,250	0.00	0.00	0.00	-	689.00	-	-	-	-	-	-	-	-	-	-	0.00	0.00	0.00	-	0.01	-	-	-	-	-	-	-	-	-	-	3,250										
3,300	0.00	0.00	0.00	-	639.00	-	-	-	-	-	-	-	-	-	-	0.00	0.00	0.00	-	0.01	-	-	-	-	-	-	-	-	-	-	3,300										
3,350	0.00	0.00	0.00	-	589.00	-	-	-	-	-	-	-	-	-	-	0.00	0.00	0.00	-	0.01	-	-	-	-	-	-	-	-	-	-	3,350										
3,400	0.00	0.00	0.00	-	539.00	-	-	0.00	0.00	0.00	-	540.00	-	-	-	0.00	0.00	0.00	-	0.03	-	-	0.00	0.00	0.00	-	1.30	-	-	-	3,400										
3,450	0.00	0.00	0.00	-	490.00	-	-	0.00	0.00	0.00	-	492.00	-	-	-	0.00	0.00	0.00	-	0.09	-	-	0.00	0.00	0.00	-	2.40	-	-	-	3,450										
3,500	0.00	0.00	0.00	-	440.00	-	-	0.00	0.00	0.00	-	443.00	-	-	-	0.00	0.00	0.00	-	0.25	-	-	0.00	0.00	0.00	-	4.10	-	-	-	3,500										
3,550	0.00	0.00	0.00	-	390.00	-	-	0.00	0.00	0.00	-	396.00	-	-	-	0.00	0.00	0.00	-	0.64	-	-	0.00	0.00	0.00	-	6.80	-	-	-	3,550										
3,600	0.00	0.00	0.00	-	341.00	-	-	0.00	0.00	0.00	-	350.00	-	-	-	0.00	0.00	0.00	-	1.50	-	-	0.00	0.00	0.00	-	10.75	-	-	-	3,600										
3,650	0.00	0.00	0.00	-	293.00	-	20	0.00	0.00	0.00	-	306.00	-	-	-	0.00	0.00	0.00	-	3.30	-	1	0.00	0.00	0.00	-	16.75	-	-	-	3,650										
3,700	0.00	0.00	0.00	-	246.00	-	21	0.00	0.00	0.00	-	265.00	-	-	-	0.00	0.00	0.00	-	6.60	-	61	0.00	0.00	0.00	-	24.75	-	-	-	3,700										
3,750	0.00	0.00	0.00	-	202.00	-	-	0.00	0.00	0.00	-	225.00	-	-	-	0.00	0.00	0.00	-	12.25	-	20	0.00	0.00	0.00	-	35.25	-	-	-	3,750										
3,800	0.00	0.00	0.00	-	161.00	-	20	0.00	0.00	0.00	-	189.00	-	-	-	0.00	0.00	0.00	-	21.25	-	60	0.00	0.00	0.00	-	49.00	-	-	-	3,800										
3,850	0.00	0.00	0.00	-	124.00	-	3	0.00	0.00	0.00	-	156.00	-	-	-	0.00	0.00	0.00	-	34.50	-	43	0.00	0.00	0.00	-	66.00	-	21	-	3,850										
3,900	0.00	0.00	0.00	-	93.00	-	44	0.00	0.00	0.00	-	127.00	-	-	-	43.25	0.00	43.25	69.00	69.00	3	44	0.00	0.00	0.00	-	87.00	-	-	-	3,900										
3,950	60.50	61.00	57.50	57.50	57.50	60	4	0.00	0.00	0.00	-	102.00	-	20	-	0.00	61.00	0.00	-	76.50	-	4	0.00	0.00	0.00	-	111.00	-	-	-	3,950										
4,000	52.00	52.00	52.00	52.00	52.00	1	36	0.00	0.00	0.00	-	80.00	-	-	-	0.00	52.00	0.00	-	106.00	-	1	0.00	0.00	0.00	-	139.00	-	-	-	4,000										
4,100	0.00	0.00	0.00	-	19.25	-	1	0.00	0.00	0.00	-	47.00	-	-	-	0.00	0.00	0.00	-	179.00	-	-	0.00	0.00	0.00	-	206.00	-	-	-	4,100										
4,200	0.00	0.00	0.00	-	6.70	-	-	0.00	0.00	0.00	-	25.75	-	-	-	0.00	0.00	0.00	-	266.00	-	-	0.00	0.00	0.00	-	285.00	-	-	-	4,200										
4,300	0.00	0.00	0.00	-	2.00	-	-	0.00	0.00	0.00	-	13.00	-	-	-	0.00	0.00	0.00	-	362.00	-	-	0.00	0.00	0.00	-	372.00	-	-	-	4,300										
4,400	0.00	0.00	0.00	-	0.47	-	-	0.00	0.00	0.00	-	6.20	-	-	-	0.00	0.00	0.00	-	460.00	-	-	0.00	0.00	0.00	-	464.00	-	-	-	4,400										
Totals:						61	149							0	20	0	0							3	234							0	21	0	0						
Number of Trades:						4							0							0							3							0							0

ALPHA SERVICES HOLD (CR)

(Contract Size: 100 Securities, Exercise Style: American, Physical Delivery)

Call Options														Put Options																			
March 2025							April 2025							Other Months		March 2025							April 2025							Other Months		Exercise Price	
Open price	Price max	Price min	Last price	Closing price	Volume	Open Interest	Open price	Price max	Price min	Last price	Closing price	Volume	Open Interest	Volume	Open Interest	Open price	Price max	Price min	Last price	Closing price	Volume	Open Interest	Open price	Price max	Price min	Last price	Closing price	Volume	Open Interest	Volume	Open Interest		
0.950	0.000	0.000	0.000	1.00	-	-										0.000	0.000	0.000	0.001	-	-											0.010	
1.000	0.000	0.000	0.000	0.951	-	-										0.000	0.000	0.000	0.001	-	-											0.010	
1.100	0.000	0.000	0.000	0.851	-	-										0.000	0.000	0.000	0.001	-	-											0.011	
1.200	0.000	0.000	0.000	0.751	-	-	0.000	0.000	0.000		0.753	-	-			0.000	0.000	0.000	0.001	-	-		0.000	0.000	0.000	0.001	-	-				0.012	
1.300	0.000	0.000	0.000	0.652	-	-	0.000	0.000	0.000		0.653	-	-			0.000	0.000	0.000	0.001	-	-		0.000	0.000	0.000	0.001	-	-				0.013	
1.400	0.000	0.000	0.000	0.552	-	-	0.000	0.000	0.000		0.554	-	-			0.000	0.000	0.000	0.001	-	-		0.000	0.000	0.000	0.001	-	-				0.014	
1.500	0.000	0.000	0.000	0.452	-	-	0.000	0.000	0.000		0.454	-	-			0.000	0.000	0.000	0.001	-	-		0.000	0.000	0.000	0.001	-	-				0.015	
1.600	0.000	0.000	0.000	0.352	-	-	0.000	0.000	0.000		0.356	-	-			0.000	0.000	0.000	0.003	-	-		0.000	0.000	0.000	0.001	-	-				0.016	
1.700	0.000	0.000	0.000	0.255	-	-	0.000	0.000	0.000		0.261	-	-			0.000	0.000	0.000	0.003	-	-		0.000	0.000	0.000	0.007	-	-				0.017	
1.800	0.000	0.000	0.000	0.166	-	-	0.000	0.000	0.000		0.176	-	-			0.000	0.000	0.000	0.014	-	-		0.000	0.000	0.000	0.022	-	-				0.018	
1.900	0.000	0.000	0.000	0.094	-	-	0.000	0.000	0.000		0.107	-	-			0.000	0.000	0.000	0.042	-	-		0.000	0.000	0.000	0.052	-	-				0.019	
2.000	0.000	0.000	0.000	0.045	-	-	0.000	0.000	0.000		0.058	-	-			0.000	0.000	0.000	0.093	-	-		0.000	0.000	0.000	0.103	-	-				0.020	
2.200	0.000	0.000	0.000	0.006	-	-	0.000	0.000	0.000		0.012	-	-			0.000	0.000	0.000	0.254	-	-		0.000	0.000	0.000	0.258	-	-				0.022	
2.400	0.000	0.000	0.000	0.001	-	-	0.000	0.000	0.000		0.002	-	-			0.000	0.000	0.000	0.450	-	-		0.000	0.000	0.000	0.450	-	-				0.024	
2.600	0.000	0.000	0.000	0.001	-	-	0.000	0.000	0.000		0.001	-	-			0.000	0.000	0.000	0.650	-	-		0.000	0.000	0.000	0.650	-	-				0.026	
2.800	0.000	0.000	0.000	0.001	-	-	0.000	0.000	0.000		0.001	-	-			0.000	0.000	0.000	0.850	-	-		0.000	0.000	0.000	0.850	-	-				0.028	
Totals:					0	0					0	0	0			0	0					0	0					0	0			0	0
Number of Trades:					0						0	0					0.00												0	0			

NATIONAL BANK (CR)

(Contract Size: 100 Securities, Exercise Style: American, Physical Delivery)

Call Options														Put Options																		
March 2025							April 2025							Other Months		March 2025							April 2025							Other Months		Exercise Price
Open price	Price max	Price min	Last price	Closing price	Volume	Open Interest	Open price	Price max	Price min	Last price	Closing price	Volume	Open Interest	Volume	Open Interest	Open price	Price max	Price min	Last price	Closing price	Volume	Open Interest	Open price	Price max	Price min	Last price	Closing price	Volume	Open Interest	Volume	Open Interest	
4.800	0.000	0.000	0.000	4.13	-	-										0.000	0.000	0.000	0.002	-	-											0.048
5.200	0.000	0.000	0.000	3.73	-	-										0.000	0.000	0.000	0.001	-	-											0.052
5.600	0.000	0.000	0.000	3.33	-	-										0.000	0.000	0.000	0.001	-	-											0.056
6.000	0.000	0.000	0.000	2.93	-	-	0.000	0.000	0.000		2.94	-	-			0.000	0.000	0.000	0.001	-	-		0.000	0.000	0.000	0.001	-	-				0.060
6.400	0.000	0.000	0.000	2.53	-	-	0.000	0.000	0.000		2.54	-	-			0.000	0.000	0.000	0.001	-	-		0.000	0.000	0.000	0.001	-	-				0.064
6.800	0.000	0.000	0.000	2.13	-	-	0.000	0.000	0.000		2.14	-	-			0.000	0.000	0.000	0.001	-	-		0.000	0.000	0.000	0.001	-	-				0.068
7.200	0.000	0.000	0.000	1.73	-	-	0.000	0.000	0.000		1.74	-	-			0.000	0.000	0.000	0.001	-	-		0.000	0.000	0.000	0.005	-	-				0.072
7.600	0.000	0.000	0.000	1.33	-	-	0.000	0.000	0.000		1.36	-	-			0.000	0.000	0.000	0.001	-	-		0.000	0.000	0.000	0.019	-	-				0.076
8.000	0.000	0.000	0.000	0.939	-	-	0.000	0.000	0.000		1.00	-	-			0.000	0.000	0.000	0.009	-	-		0.000	0.000	0.000	0.059	-	-				0.080
8.400	0.000	0.000	0.000	0.581	-	-	0.000	0.000	0.000		0.685	-	-			0.000	0.000	0.000	0.051	-	-		0.000	0.000	0.000	0.144	-	-				0.084
8.800	0.000	0.000	0.000	0.299	-	-	0.000	0.000	0.000		0.436	-	-			0.000	0.000	0.000	0.169	-	-		0.000	0.000	0.000	0.294	-	-				0.088
9.200	0.000	0.000	0.000	0.123	-	-	0.000	0.000	0.000		0.252	-	-			0.000	0.000	0.000	0.393	-	-		0.000	0.000	0.000	0.510	-	-				0.092
9.600	0.000	0.000	0.000	0.038	-	-	0.000	0.000	0.000		0.136	-	-			0.000	0.000	0.000	0.710	-	-		0.000	0.000	0.000	0.795	-	-				0.096
10.000	0.000	0.000	0.000	0.009	-	-	0.000	0.000	0.000		0.064	-	-			0.000	0.000	0.000	1.08	-	-		0.000	0.000	0.000	1.13	-	-				0.100
11.000	0.000	0.000	0.000	0.001	-	-	0.000	0.000	0.000		0.007	-	-			0.000	0.000	0.000	2.08	-	-		0.000	0.000	0.000	2.08	-	-				0.110
12.000	0.000	0.000	0.000	0.001	-	-	0.000	0.000	0.000		0.001	-	-			0.000	0.000	0.000	3.08	-	-		0.000	0.000	0.000	3.08	-	-				0.120
Totals:					0	0					0	0	0	0	0							0	0							0	0	
Number of Trades:					0						0	0	0	0	0							0.00							0	0		

OPAP (CR)

(Contract Size: 100 Securities, Exercise Style: American, Physical Delivery)

Call Options														Put Options																			
March 2025							April 2025							Other Months		March 2025							April 2025							Other Months		Exercise Price	
Open price	Price max	Price min	Last price	Closing price	Volume	Open Interest	Open price	Price max	Price min	Last price	Closing price	Volume	Open Interest	Volume	Open Interest	Open price	Price max	Price min	Last price	Closing price	Volume	Open Interest	Open price	Price max	Price min	Last price	Closing price	Volume	Open Interest	Volume	Open Interest		
9.600	0.000	0.000	0.000	7.51	-	-										0.000	0.000	0.000	0.001	-	-											0.096	
10.000	0.000	0.000	0.000	7.11	-	-										0.000	0.000	0.000	0.001	-	-											0.100	
11.000	0.000	0.000	0.000	6.11	-	-	0.000	0.000	0.000	6.13	-	-				0.000	0.000	0.000	0.001	-	-	0.000	0.000	0.000	0.001	-	-				0.110		
12.000	0.000	0.000	0.000	5.11	-	-	0.000	0.000	0.000	5.13	-	-				0.000	0.000	0.000	0.001	-	-	0.000	0.000	0.000	0.001	-	-				0.120		
13.000	0.000	0.000	0.000	4.12	-	-	0.000	0.000	0.000	4.13	-	-				0.000	0.000	0.000	0.001	-	-	0.000	0.000	0.000	0.001	-	-				0.130		
14.000	0.000	0.000	0.000	3.12	-	-	0.000	0.000	0.000	3.14	-	-				0.000	0.000	0.000	0.001	-	-	0.000	0.000	0.000	0.002	-	-				0.140		
15.000	0.000	0.000	0.000	2.12	-	-	0.000	0.000	0.000	2.16	-	-				0.000	0.000	0.000	0.001	-	-	0.000	0.000	0.000	0.024	-	-				0.150		
16.000	0.000	0.000	0.000	1.16	-	-	0.000	0.000	0.000	1.28	-	-				0.000	0.000	0.000	0.037	-	-	0.000	0.000	0.000	0.138	-	-				0.160		
17.000	0.000	0.000	0.000	0.412	-	5	0.000	0.000	0.000	0.617	-	-				0.000	0.000	0.000	0.293	-	1	0.000	0.000	0.000	0.474	-	-				0.170		
18.000	0.000	0.000	0.000	0.078	-	-	0.000	0.000	0.000	0.231	-	-				0.000	0.000	0.000	0.962	-	-	0.000	0.000	0.000	1.09	-	-				0.180		
19.000	0.000	0.000	0.000	0.007	-	-	0.000	0.000	0.000	0.066	-	-				0.000	0.000	0.000	1.90	-	-	0.000	0.000	0.000	1.94	-	-				0.190		
20.000	0.000	0.000	0.000	0.002	-	-	0.000	0.000	0.000	0.014	-	-				0.000	0.000	0.000	2.90	-	-	0.000	0.000	0.000	2.90	-	-				0.200		
22.000	0.000	0.000	0.000	0.001	-	-	0.000	0.000	0.000	0.001	-	-				0.000	0.000	0.000	4.90	-	-	0.000	0.000	0.000	4.90	-	-				0.220		
24.000	0.000	0.000	0.000	0.001	-	-	0.000	0.000	0.000	0.001	-	-				0.000	0.000	0.000	6.90	-	-	0.000	0.000	0.000	6.90	-	-				0.240		
Totals:					0	5						0	0	0							0	1									0	0	
Number of Trades:					0							0	0								0.00									0			

OTE (CR)

(Contract Size: 100 Securities, Exercise Style: American, Physical Delivery)

Call Options														Put Options																		
March 2025							April 2025							Other Months		March 2025							April 2025							Other Months		Exercise Price
Open price	Price max	Price min	Last price	Closing price	Volume	Open Interest	Open price	Price max	Price min	Last price	Closing price	Volume	Open Interest	Volume	Open Interest	Open price	Price max	Price min	Last price	Closing price	Volume	Open Interest	Open price	Price max	Price min	Last price	Closing price	Volume	Open Interest	Volume	Open Interest	
9.200	0.000	0.000	0.000	5.83	-	-	0.000	0.000	0.000	0.000	5.45	-	-			0.000	0.000	0.000	0.001	-	-			0.000	0.000	0.000	0.001	-	-			0.092
9.600	0.000	0.000	0.000	5.43	-	-	0.000	0.000	0.000	0.000	5.05	-	-			0.000	0.000	0.000	0.001	-	-			0.000	0.000	0.000	0.001	-	-			0.096
10.000	0.000	0.000	0.000	5.03	-	-	0.000	0.000	0.000	0.000	4.05	-	-			0.000	0.000	0.000	0.001	-	-			0.000	0.000	0.000	0.001	-	-			0.100
11.000	0.000	0.000	0.000	4.03	-	-	0.000	0.000	0.000	0.000	3.05	-	-			0.000	0.000	0.000	0.001	-	-			0.000	0.000	0.000	0.001	-	-			0.110
12.000	0.000	0.000	0.000	3.03	-	-	0.000	0.000	0.000	0.000	2.07	-	-			0.000	0.000	0.000	0.003	-	-			0.000	0.000	0.000	0.015	-	-			0.120
13.000	0.000	0.000	0.000	2.04	-	-	0.000	0.000	0.000	0.000	1.17	-	-			0.000	0.000	0.000	0.028	-	-			0.000	0.000	0.000	0.116	-	-			0.130
14.000	0.000	0.000	0.000	1.06	-	-	0.000	0.000	0.000	0.000	0.512	-	-			0.000	0.000	0.000	0.291	-	-			0.000	0.000	0.000	0.455	-	-			0.140
15.000	0.000	0.000	0.000	0.327	-	-	0.000	0.000	0.000	0.000	0.164	-	-			0.000	0.000	0.000	1.01	-	-			0.000	0.000	0.000	1.11	-	-			0.150
16.000	0.000	0.000	0.000	0.045	-	-	0.000	0.000	0.000	0.000	0.038	-	-			0.000	0.000	0.000	1.98	-	-			0.000	0.000	0.000	1.99	-	-			0.160
17.000	0.000	0.000	0.000	0.002	-	-	0.000	0.000	0.000	0.000	0.006	-	-			0.000	0.000	0.000	2.98	-	-			0.000	0.000	0.000	2.98	-	-			0.170
18.000	0.000	0.000	0.000	0.001	-	-	0.000	0.000	0.000	0.000	0.001	-	-			0.000	0.000	0.000	3.98	-	-			0.000	0.000	0.000	3.98	-	-			0.180
19.000	0.000	0.000	0.000	0.001	-	-	0.000	0.000	0.000	0.000	0.001	-	-			0.000	0.000	0.000	4.98	-	-			0.000	0.000	0.000	4.98	-	-			0.190
20.000	0.000	0.000	0.000	0.001	-	-	0.000	0.000	0.000	0.000	0.001	-	-			0.000	0.000	0.000	6.98	-	-			0.000	0.000	0.000	-	-			0.200	
22.000	0.000	0.000	0.000	0.001	-	-					-	-				0.000	0.000	0.000	-	-						-	-					0.220
Totals:					0	0					0	0	0	0					0	0							0	0	0	0		
Number of Trades:					0						0	0	0						0.00								0		0			

PIRAEUS FINANCIAL HOLD (CR)

(Contract Size: 100 Securities, Exercise Style: American, Physical Delivery)

Call Options														Put Options																		
March 2025							April 2025							Other Months		March 2025							April 2025							Other Months		Exercise Price
Open price	Price max	Price min	Last price	Closing price	Volume	Open Interest	Open price	Price max	Price min	Last price	Closing price	Volume	Open Interest	Volume	Open Interest	Open price	Price max	Price min	Last price	Closing price	Volume	Open Interest	Open price	Price max	Price min	Last price	Closing price	Volume	Open Interest	Volume	Open Interest	
2.400	0.000	0.000	0.000	2.13	-	-										0.000	0.000	0.000	0.001	-	-											0.024
2.600	0.000	0.000	0.000	1.93	-	-										0.000	0.000	0.000	0.001	-	-											0.026
2.800	0.000	0.000	0.000	1.73	-	-										0.000	0.000	0.000	0.001	-	-											0.028
3.000	0.000	0.000	0.000	1.53	-	-	0.000	0.000	0.000		1.54	-	-			0.000	0.000	0.000	0.001	-	-	0.000	0.000	0.000	0.001	-	-					0.030
3.200	0.000	0.000	0.000	1.33	-	-	0.000	0.000	0.000		1.34	-	-			0.000	0.000	0.000	0.001	-	-	0.000	0.000	0.000	0.001	-	-					0.032
3.400	0.000	0.000	0.000	1.13	-	-	0.000	0.000	0.000		1.14	-	-			0.000	0.000	0.000	0.001	-	-	0.000	0.000	0.000	0.001	-	-					0.034
3.600	0.000	0.000	0.000	0.934	-	-	0.000	0.000	0.000		0.942	-	-			0.000	0.000	0.000	0.001	-	-	0.000	0.000	0.000	0.002	-	-					0.036
3.800	0.000	0.000	0.000	0.736	-	-	0.000	0.000	0.000		0.749	-	-			0.000	0.000	0.000	0.001	-	-	0.000	0.000	0.000	0.009	-	-					0.038
4.000	0.000	0.000	0.000	0.543	-	-	0.000	0.000	0.000		0.567	-	-			0.000	0.000	0.000	0.008	-	-	0.000	0.000	0.000	0.026	-	-					0.040
4.400	0.000	0.000	0.000	0.220	-	-	0.000	0.000	0.000		0.269	-	-			0.000	0.000	0.000	0.085	-	-	0.000	0.000	0.000	0.128	-	-					0.044
4.800	0.000	0.000	0.000	0.052	-	-	0.000	0.000	0.000		0.096	-	-			0.000	0.000	0.000	0.318	-	-	0.000	0.000	0.000	0.355	-	-					0.048
5.200	0.000	0.000	0.000	0.007	-	-	0.000	0.000	0.000		0.026	-	-			0.000	0.000	0.000	0.673	-	-	0.000	0.000	0.000	0.687	-	-					0.052
5.600	0.000	0.000	0.000	0.001	-	-	0.000	0.000	0.000		0.005	-	-			0.000	0.000	0.000	1.07	-	-	0.000	0.000	0.000	1.07	-	-					0.056
6.000	0.000	0.000	0.000	0.001	-	-	0.000	0.000	0.000		0.001	-	-			0.000	0.000	0.000	1.47	-	-	0.000	0.000	0.000	1.47	-	-					0.060
6.400	0.000	0.000	0.000	0.001	-	-	0.000	0.000	0.000		0.001	-	-			0.000	0.000	0.000	1.87	-	-	0.000	0.000	0.000	1.87	-	-					0.064
6.800	0.000	0.000	0.000	0.001	-	-	0.000	0.000	0.000		0.001	-	-			0.000	0.000	0.000	2.27	-	-	0.000	0.000	0.000	2.27	-	-					0.068
Totals:					0	0					0	0	0	0	0						0	0						0	50	0	0	
Number of Trades:					0						0	0	0									0.00							0		0	

PPC (CR)

(Contract Size: 100 Securities, Exercise Style: American, Physical Delivery)

Call Options														Put Options																		
March 2025							April 2025							Other Months		March 2025							April 2025							Other Months		Exercise Price
Open price	Price max	Price min	Last price	Closing price	Volume	Open Interest	Open price	Price max	Price min	Last price	Closing price	Volume	Open Interest	Volume	Open Interest	Open price	Price max	Price min	Last price	Closing price	Volume	Open Interest	Open price	Price max	Price min	Last price	Closing price	Volume	Open Interest	Volume	Open Interest	
8.000	0.000	0.000	0.000	5.23	-	-										0.000	0.000	0.000	0.001	-	-											0.080
8.400	0.000	0.000	0.000	4.83	-	-										0.000	0.000	0.000	0.001	-	-											0.084
8.800	0.000	0.000	0.000	4.43	-	-										0.000	0.000	0.000	0.001	-	-											0.088
9.200	0.000	0.000	0.000	4.03	-	-	0.000	0.000	0.000		4.04	-	-			0.000	0.000	0.000	0.001	-	-	0.000	0.000	0.000	0.001	-	-					0.092
9.600	0.000	0.000	0.000	3.63	-	-	0.000	0.000	0.000		3.65	-	-			0.000	0.000	0.000	0.001	-	-	0.000	0.000	0.000	0.001	-	-					0.096
10.000	0.000	0.000	0.000	3.23	-	-	0.000	0.000	0.000		3.25	-	-			0.000	0.000	0.000	0.001	-	-	0.000	0.000	0.000	0.001	-	-					0.100
11.000	0.000	0.000	0.000	2.23	-	-	0.000	0.000	0.000		2.26	-	-			0.000	0.000	0.000	0.001	-	-	0.000	0.000	0.000	0.011	-	-					0.110
12.000	0.000	0.000	0.000	1.25	-	50	0.000	0.000	0.000		1.35	-	-			0.000	0.000	0.000	0.017	-	60	0.000	0.000	0.000	0.095	-	-					0.120
13.000	0.000	0.000	0.000	0.446	-	12	0.000	0.000	0.000		0.641	-	2			0.000	0.000	0.000	0.212	-	51	0.000	0.000	0.000	0.388	-	-					0.130
14.000	0.000	0.000	0.000	0.079	-	4	0.000	0.000	0.000		0.230	-	4			0.000	0.000	0.000	0.846	-	-	0.000	0.000	0.000	0.979	-	-					0.140
15.000	0.000	0.000	0.000	0.006	-	-	0.000	0.000	0.000		0.063	-	-			0.000	0.000	0.000	1.78	-	-	0.000	0.000	0.000	1.82	-	-					0.150
16.000	0.000	0.000	0.000	0.003	-	-	0.000	0.000	0.000		0.012	-	-			0.000	0.000	0.000	2.78	-	-	0.000	0.000	0.000	2.78	-	-					0.160
17.000	0.000	0.000	0.000	0.001	-	-	0.000	0.000	0.000		0.002	-	-			0.000	0.000	0.000	3.78	-	-	0.000	0.000	0.000	3.78	-	-					0.170
18.000	0.000	0.000	0.000	0.001	-	-	0.000	0.000	0.000		0.001	-	-			0.000	0.000	0.000	4.78	-	-	0.000	0.000	0.000	4.78	-	-					0.180
19.000	0.000	0.000	0.000	0.001	-	-	0.000	0.000	0.000		0.001	-	-			0.000	0.000	0.000	5.78	-	-	0.000	0.000	0.000	5.78	-	-					0.190
Totals:					0	66					0	6	0	0					0	111			0	50	0	0						
Number of Trades:					0						0		0						0.00				0		0							

Lending Products	Underlying Title	Open Interest[5]	Multilateral Transactions[1]				Bilateral Transactions[2]		Stock Borrowing through OTC (volume)[3]	
			Volume(Offered)	Average Weighted	Transactions volume	Average Weighted	Transactions Volume	Average Weighted	Transactions Volume	
ADMIEBOR	ADMIE (IPTO) HOLDING S.A. (CR)	---	---	---	---	---	---	---	249,709	
AEGNBOR	AEGEAN AIRLINES (CR)	---	---	---	---	---	---	---	723,938	
AKTRBOR	AKTOR S.A. HOLDING CO. (CR)	---	---	---	---	---	---	---	1,022,244	
AETFBOR	ALPHA ETF FTSE Athex Large Cap	---	---	---	---	---	---	---	---	
ALPHABOR	ALPHA SERVICES HOLD (CR)	---	---	---	---	---	---	---	60,028,405	
AIABOR	ATHENS INTL AIRPORT (CR)	16,800	---	---	---	---	---	---	261,614	
ACAGBOR	AUSTRIACARD (CB)	---	---	---	---	---	---	---	4	
OTOELBOR	AUTOHELLAS SA (CR)	---	---	---	---	---	---	---	50,308	
AVAXBOR	AVAX S.A. (CR)	---	---	---	---	---	---	---	---	
BOCHGRBOR	BANK OF CYPRUS (CR)	---	---	---	---	2,000	6.50%	---	80,928	
EEEBOR	CC HBC AG (CR)	39,304	---	---	9,250	5.06%	---	---	227,771	
CENERBOR	CENERGY HOLDINGS (CB)	---	---	---	---	---	---	---	410,081	
DIMANDBOR	DIMAND (CR)	---	---	---	---	---	---	---	10,676	
ELLAKTORBOR	ELLAKTOR (CR)	7,500	---	---	---	---	---	---	94,867	
ELHABOR	ELVALHALCOR (CR)	---	---	---	---	---	---	---	115,001	
EUROBBOR	EUROBANK HOLDINGS (CR)	130,200	---	---	80,000	4.38%	---	---	65,012,043	
EYDAPBOR	EYDAP S.A. (CR)	---	---	---	---	---	---	---	231,066	
FOYRKBOR	FOURLIS (CR)	---	---	---	---	---	---	---	11,673	
GEKTERNABOR	GEK TERNA (CR)	---	---	---	---	---	---	---	471,482	
SARBOR	GR. SARANTIS S.A. (CR)	7,341	---	---	1,250	5.21%	---	---	64,346	
EXAEBOR	HELLENIC EXCHANGES-A.S.E. (CR)	---	---	---	---	---	---	---	158,186	
ELPEBOR	HELLENIQ ENERGY (CR)	1,299	---	---	4,000	4.21%	---	---	2,767,805	
INTEKBOR	IDEAL HOLDINGS (CR)	---	---	---	---	---	---	---	16,600	
INTRKBOR	INTRACOM HOLDINGS (CR)	---	---	---	---	---	---	---	10,000	
INLOTBOR	INTRALOT (CR)	---	---	---	---	---	---	---	1,058,322	
BELABOR	JUMBO SA (CR)	15,790	---	---	9,700	4.07%	---	---	211,691	
KRIBOR	KRI-KRI S.A. (CR)	---	---	---	---	---	---	---	100	
LAMDABOR	LAMDA DEVELOPMENT SA (CR)	1	---	---	---	---	---	---	337,277	
LAVIBOR	LAVIPHARM SA (CR)	---	---	---	---	---	---	---	---	
MYTILBOR	METLEN ENERGY & METALS (CR)	1,799	---	---	---	---	---	---	822,142	
MIGBOR	MIG (CR)	541	---	---	---	---	---	---	39,913	

Stock Lending Notes

[1] - Multilateral contracts Lending or Borrowing as per Methods 8-1, 8-2 and 8-3-3 (According to ATHEX BoD Resolution No.17)

[2] - Bilateral Contracts Lending or Borrowing as per Methods 8-3-1 and 8-3-2 & Contracts as per Method 4 (According to ATHEX BoD Resolution No.20)

[3] - The information concerning OTC Stock Borrowing Transactions is based on the statements of the Dematerialised Securities System (DSS) operators involved and refers to volumes that have been registered up until the previous working day.

[4] - Average Price (Volume weighted)

[5] - The Data concerning Open Interest before the start of trading session

Lending Products	Underlying Title	Multilateral Transactions[1]					Bilateral Transactions[2]		Stock Borrowing through OTC (volume)[3]
		Open Interest[5]	Volume(Offered)	Average Weighted	Transactions volume	Average Weighted	Transactions Volume	Average Weighted	Transactions Volume
MOHBOR	MOTOR OIL (CR)	---	---	---	---	---	---	---	1,213,486
ETEBOR	NATIONAL BANK (CR)	44,741	---	---	60,000	4.77%	---	---	19,502,715
NOVALBOR	NOVAL PROPERTY REIC (CR)	---	---	---	---	---	---	---	---
OPAPBOR	OPAP (CR)	2,378	---	---	26,400	4.39%	---	---	1,709,463
OPTIMABOR	OPTIMA BANK (CR)	9,754	---	---	1,500	4.07%	---	---	475,838
HTOBOR	OTE (CR)	2,000	---	---	---	---	13,000	0.01%	1,922,562
PPABOR	P.P.A. S.A. (CR)	---	---	---	---	---	---	---	108,774
TPEIRBOR	PIRAEUS FINANCIAL HOLD (CR)	5,000	---	---	---	---	---	---	17,200,285
PPCBOR	PPC (CR)	1,000	---	---	---	---	---	---	4,100,621
PROFBOR	PROFILE SA (CR)	---	---	---	---	---	---	---	5,800
QUESTBOR	QUEST HOLDINGS (CR)	891	---	---	---	---	---	---	17,283
OLYMPBOR	TECHNICAL OLYMPIC SA (CR)	---	---	---	---	---	---	---	---
TENERGYBOR	TERNA ENERGY (CR)	---	---	---	---	---	---	---	1,511,568
PLATBOR	THRACE PLASTICS SA (CR)	---	---	---	---	---	---	---	2,096
TITCBOR	TITAN CEMENT (CB)	28,115	---	---	---	---	---	---	348,594
VIOBOR	VIOHALCO SA/NV (CB)	---	---	---	---	---	---	---	---

Stock Lending Notes

[1] - Multilateral contracts Lending or Borrowing as per Methods 8-1, 8-2 and 8-3-3 (According to ATHEX BoD Resolution No.17)

[2] - Bilateral Contracts Lending or Borrowing as per Methods 8-3-1 and 8-3-2 & Contracts as per Method 4 (According to ATHEX BoD Resolution No.20)

[3] - The information concerning OTC Stock Borrowing Transactions is based on the statements of the Dematerialised Securities System (DSS) operators involved and refers to volumes that have been registered up until the previous working day.

[4] - Average Price (Volume weighted)

[5] - The Data concerning Open Interest before the start of trading session

Sectors codification for listed companies

12003-	ETF	10101010	Computer Services
10101015	Software	10102030	Computer Hardware
15101010	Telecommunications Equipment	15102015	Telecommunications Services
20101010	Health Care Facilities	20101025	Health Care Services
20102010	Medical Equipment	20103015	Pharmaceuticals
30101010	Banks	30202000	Diversified Financial Services
30202010	Asset Managers & Custodians	30202015	Investment Services
30204000	Closed End Investments	30302010	Full Line Insurance
30302015	Insurance Brokers	30302025	Property and Casualty Insurance
35101010	Real Estate Holding and Development	35101015	Real Estate Services
35102000	Diversified REITs	35102030	Office REITs
35102045	Retail REITs.	40201040	Rental & Leasing Services: Consumer
40202010	Home Construction	40202015	Household Furnishings
40202020	Household Appliance	40203040	Electronic Entertainment
40204020	Clothing & Accessories	40301010	Entertainment
40301030	Publishing	40301035	Radio & TV Broadcasters
40401010	Diversified Retailers	40401020	Apparel Retailers
40401025	Home Improvement Retailers	40401030	Specialty Retailers
40501010	Airlines	40501015	Travel & Tourism
40501020	Casinos & Gambling	40501025	Hotels & Motels
45101015	Distillers & Vintners	45101020	Soft Drinks
45102010	Farming Fishing Ranching & Plantations	45102020	Food Products
45103010	Tobacco	45201010	Food Retailers & Wholesalers
45201020	Personal Products	50101010	Construction
50101020	Building Roof/Wallboard and Plumbing	50101030	Cement
50101035	Building Materials: Other	50202010	Electrical Components
50203015	Plastics	50203030	Containers & Packaging
50204000	Machinery: Industrial	50204020	Machinery: Construction & Handling
50205010	Industrial Suppliers	50205020	Back Office Support HR & Consulting
50205030	Forms & Bulk Printing Services	50206015	Commercial Vehicles & Parts
50206030	Marine Transportation	50206060	Transportation Services
55101000	Diversified Materials	55101020	Textile Products
55102000	General Mining	55102010	Iron & Steel
55102015	Metal Fabricating	55102035	Aluminum
60101020	Oil Refining and Marketing	65101010	Alternative Electricity
65101015	Conventional Electricity	65102000	Multi-Utilities
65102030	Water		

ATHEXGROUP

Athens Exchange Group

Λεωφ. Αθηνών 110 | 104 42 Αθήνα
110 Athinon Ave | 104 42 Athens GR
T +30 210 3366 800
www.athexgroup.gr