

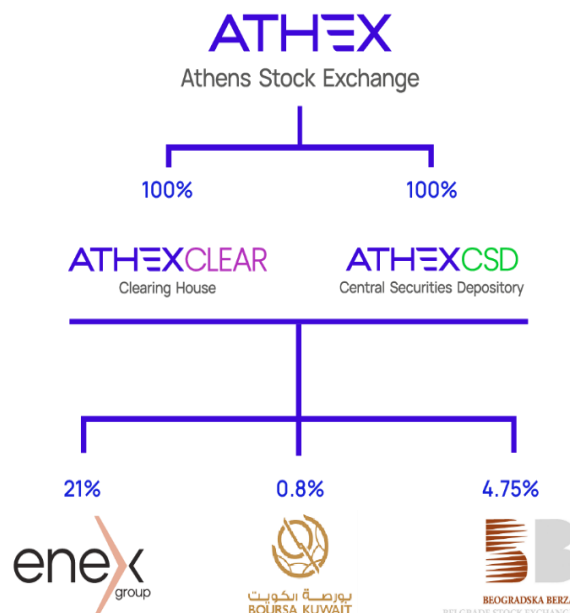
## Company Profile

**HELLENIC EXCHANGES-ATHENS STOCK EXCHANGE (ATHEX)** is the parent company of the Group of companies that supports the operation of the Greek capital market.

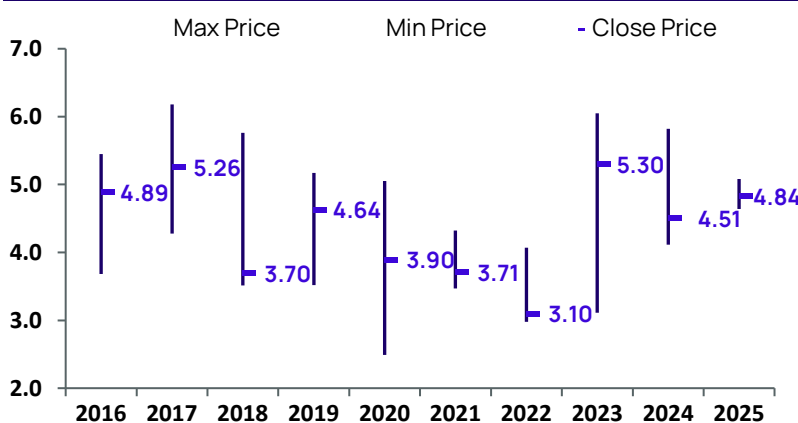
The parent company and its 100% subsidiaries **ATHEXCLEAR** and **ATHEXCSD** operate the organized cash and derivatives markets, carry out trade **clearing**, **settlement** and **registration** of securities. Also, they provide comprehensive **IT solutions** as well as other **ancillary services**, promoting the development of the Greek Capital Market.

The Group also provides support services to the **Hellenic Energy Exchange**, in which it holds a 21% stake, and to **Boursa Kuwait**, in which it holds a 0.8% stake.

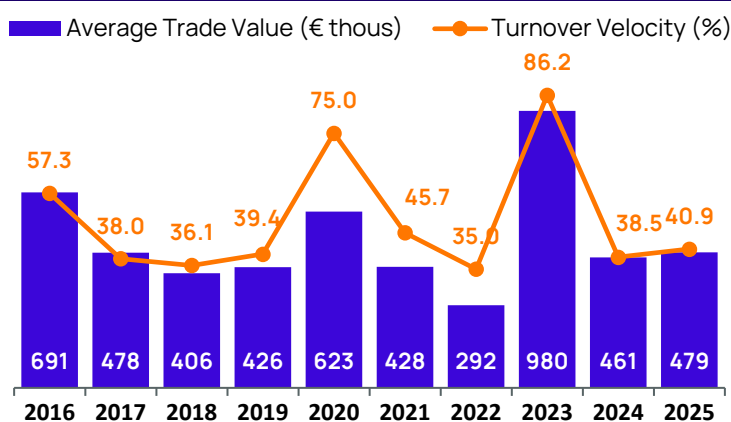
Through its participation in the **Hellenic Corporate Governance Council (HCGC)** the Group promotes corporate governance and adoption of best practices in Greece - [www.esed.org.gr](http://www.esed.org.gr).



## Share Performance



## Share Liquidity



## Yearly Performance

Year	2020	2021	2022	2023	2024	2025	CAGR 15-25
Performance	-16.0%	-4.7%	-16.4%	71.0%	-14.9%	7.2%	-0.9%

## Trailing Performance

Period	1 Month	3 Months	6 Months	9 Months	1 Year	3 Years	5 Years
Performance	-2.6%	9.3%	6.6%	-4.4%	-11.0%	24.0%	34.3%

Source: ATHEXGROUP, Trade Data 28.02.2025

## Recent Developments

- Dec-24** Launch of the **new corporate image and identity** of the Athens Stock Exchange
- Oct-24** Inclusion of the Athens Stock Exchange in the 2025 Watchlist by **FTSE Russell** for upgrading its classification from Emerging Market to Developed Market
- Jul-24** Inclusion of the Athens Stock Exchange in the 2025 Watchlist by **S&P DJI** for upgrading its classification from Emerging Market to Developed Market
- May-24** Adoption of the **9<sup>th</sup> Amendment of the Athens Stock Exchange Rulebook**

## Financial Calendar 2025

Fiscal Year 2024 Results	<b>March 31</b>
Q1 2025 Results	<b>May 26</b>
Annual General Meeting	<b>June 12</b>
Dividend - Record Date (*)	<b>June 24</b>
Dividend - Payment Date (*)	<b>June 30</b>
H1 2025 Results	<b>July 28</b>
9M 2025 Results	<b>November 24</b>

(\*) The distribution of dividend and the abovementioned relevant dates are subject to approval by the Annual General Meeting of shareholders

## Key Information

Mkt Capitalization (€)	<b>291,782,580.0</b>
Number of Shares Outstanding	<b>60,348,000</b>
Sector Classification (ICB)	<b>Financial Services</b>
Listing Market	<b>Main Market</b>
Trading Segment	<b>High Liquidity</b>
Fiscal Year End	<b>December</b>

### Financials (consolidated, €ths)

Fiscal Year	2020	2021	2022	2023	9M-24
<b>Revenues</b>	<b>30,735</b>	<b>36,127</b>	<b>37,847</b>	<b>47,135</b>	<b>39,764</b>
Regulator Fee	-1,227	-1,337	-1,388	-1,961	-1,598
Operating Expenses	21,170	21,707	23,977	26,161	19,721
<b>EBITDA</b>	<b>8,338</b>	<b>13,083</b>	<b>12,482</b>	<b>19,013</b>	<b>18,445</b>
Depreciations	-4,210	-4,498	-3,754	-3,822	-3,099
<b>EBIT</b>	<b>4,128</b>	<b>8,585</b>	<b>8,728</b>	<b>15,191</b>	<b>15,346</b>
Total Financial Income	780	881	1,690	1,671	1,643
<b>EBT</b>	<b>4,908</b>	<b>9,466</b>	<b>10,418</b>	<b>16,862</b>	<b>16,989</b>
Income Tax	-1,038	-1,259	-2,204	-3,861	-3,740
<b>Net Earnings</b>	<b>3,870</b>	<b>8,207</b>	<b>8,214</b>	<b>13,001</b>	<b>13,249</b>
EPS (€ per share)	0.064	0.136	0.139	0.225	0.229
Operating Margin	28.3%	37.6%	34.2%	42.1%	48.3%
Head Count	230	228	236	254	251

### Cash Distributions (€ per share, by payment year)

Year Paid	2020	2021	2022	2023	2024
Ordinary Dividend	0.07000	0.07000	0.15150	0.15648	0.24000
Capital Return	0.09000	0.07000	---	---	---
<b>Total Distributions</b>	<b>0.16000</b>	<b>0.14000</b>	<b>0.15150</b>	<b>0.15648</b>	<b>0.24000</b>

### Board of Directors

#### George Handjinicolaou

Chairman, Independent Non-Executive Member

#### John Costopoulos

Vice Chairman, Independent Non-Executive Member

#### Yianos Kontopoulos

CEO, Executive Member

#### Konstantinos Vassiliou

Independent Non-Executive Member

#### Dimitrios Dosis

Independent Non-Executive Member

#### Giorgos Doukidis

Independent Non-Executive Member

#### Polyxeni Kazoli

Independent Non-Executive Member

#### Theano Karpodini

Independent Non-Executive Member

#### Nicholaos Krenteras

Independent Non-Executive Member

#### Spyridoula Papagiannidou

Independent Non-Executive Member

#### Thomas Zeeb

Independent Non-Executive Member

@ The Board of Directors was elected by the 22<sup>nd</sup> Annual General Meeting on 8<sup>th</sup> June 23 with 3-year term of office

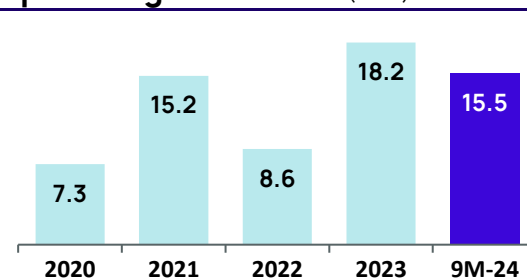
### Identification

Bloomberg:	<b>EXAEGA</b>	ISIN:	<b>GRS395363005</b>
Reuters:	<b>EXCr.AT</b>	FISN:	<b>ATHEX/REG SHS</b>
ATHEX Symbol:	<b>EXAE</b>	LEI:	<b>549300GSRN07MNEPL</b>

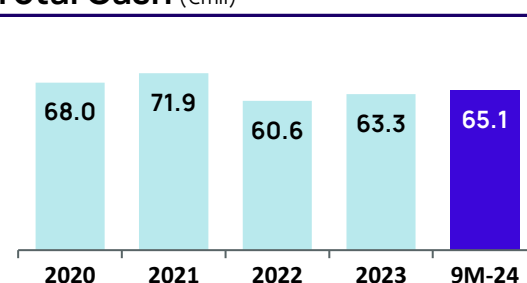
### Contact Details

**Nick Koskoletos**, Chief Financial & Issuer Relations Officer (CEO)  
**Stelios Konstantinou**, Head of Investor Relations (IR)  
 e-mail: [ir@Athexgroup.gr](mailto:ir@Athexgroup.gr), [www.Athexgroup.gr](http://www.Athexgroup.gr)

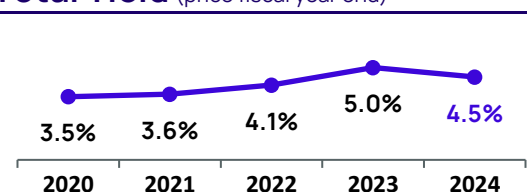
### Operating Cash Flow (€mil)



### Total Cash (€mil)



### Total Yield (price fiscal year end)



### Analyst Coverage

#### Alpha Finance

Panagiotis Kladis

#### Eurobank Equities

Andreas Souvleros

#### National Securities

Vangelis Karanikas

#### Pantelakis Securities

Spiros Tsangalakis

#### Piraeus Securities

Iakovos Kourtesis

#### ResearchGreece

Dimitris Giannoulis

### Shareholder Structure

#### by Investor Type

International Investors	32.6%
Local Retail Investors	34.5%
Local Institutional Investors	19.4%
Local Banks	5.5%
Treasury Shares	4.1%
ATHEX Members	1.3%
Management Team	0.2%
Other Greek Shareholders	2.3%

#### by Country of Origin

Greece	67.4%
USA	13.6%
United Kingdom	4.3%
Switzerland	3.8%
Luxembourg	3.6%
Norway	2.8%
Other Countries	3.7%

Source: ATHEXGROUP, Data 28.02.2025