

25

Ημερήσιο Δελτίο  
Συναλλακτικής Δραστηριότητας

Daily Official List  
of Trading Activity



**Disclaimer:**

Hellenic Exchanges-Athens Stock Exchange S.A endeavours to ensure that the data and other material ("Information") presented on the Daily Official List are accurate and complete, but it is not liable for any errors or omissions of data or /and for the accuracy, credibility, updating and completeness of the aforesaid information nor it has any liability arising directly or indirectly from the use of the above Information.

The Company is not liable for the accuracy of the data included in listed companies' announcements. Only the sender of such an announcement is fully and solely liable for any infringement of third party's rights from the content of such announcement. All contents of the Daily Official List are provided only for information purposes and do not constitute investment advice or solicitation to invest in securities or other products listed for trading on the Exchange.

You acknowledge and agree that the Company is the owner of any property rights related to any Information appearing on the Daily Official List including intellectual property rights copyright, trademarks, etc.

The above data are a property of the Hellenic Exchanges-Athens Exchange and are copyright protected. Users are forbidden to reproduce, modify, copy, sale, transmit or redistribute, by all reproduction means and methods, part or the whole of the above data, without reference to their source.

The commercial exploitation of these data is, also, forbidden by third parties. Hellenic Exchanges-Athens Exchange does not carry any responsibility, direct or indirect, derived from usage or accidental alteration of the above data when used by third parties.

---

**Hellenic Exchanges – Athens Stock Exchange S.A.**

110 Athinon Ave., 10442 Athens, Tel: (210) 33.66.800, Fax: (210) 32.13.938

[www.athexgroup.gr](http://www.athexgroup.gr)

---

---

**Table of Contents**

---

**Section 1: Statistical Figures of Securities, Derivatives and Lending**

Summary of Markets

Athex Indices

Analytic Figures for Athex Market's Boards and Categories

Trading Details by Athex Sectors and Financial Instruments (ETFs)

Top 10 best &amp; worst performing Shares

Derivatives Summary

**Section 2: Analytic Figures of Shares Transactions**

Analytic Figures of Shares Transactions

Shares' Notes

**Section 3: Figures of Securities Transactions**

Securities Blocks Details

Shares Rights Details

Stock Borrowing

Forced Sales Details

Forced Sales Registered Shares

Exchange Traded Funds (ETFs) Characteristics

**Section 5: Bonds traded in Fixed Income Assets Market**

Convertible Corporate Bonds - Regulated Market

Non Convertible Corporate Bonds - Regulated Market

Government Bonds

Treasury Bills &amp; Zero Coupon Government Bonds

Government Bonds Traded with the Open Outcry Method

State Banks Bonds

**Section 6: Additional Infos**

Athex &amp; ATHEXClear Members List

List of Stocks under Market Making operations

**Section 7: Derivatives Market Analytic Figures**

Index Futures

Stock Futures

Index Options

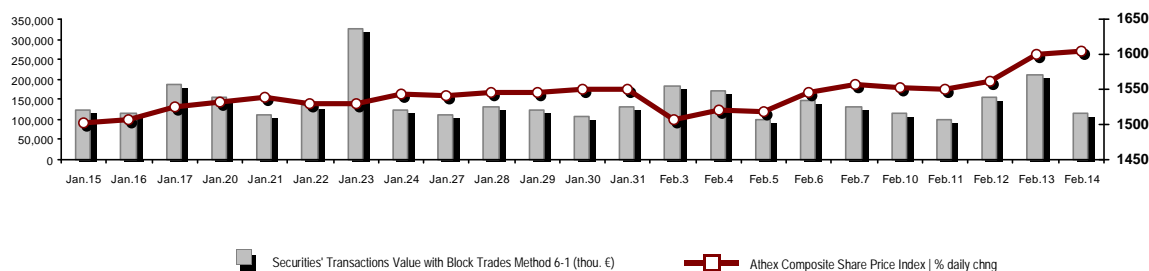
Stock Options

Stock Lending Analytic Figures

**Appendix A: Sectors codification for listed companies**

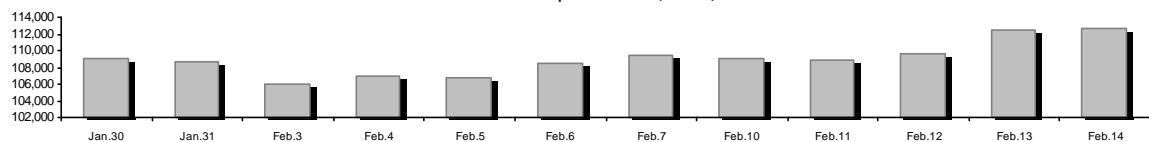
Summary of Markets

Athex Composite Share Price Index vs Shares and Derivatives Transactions Value

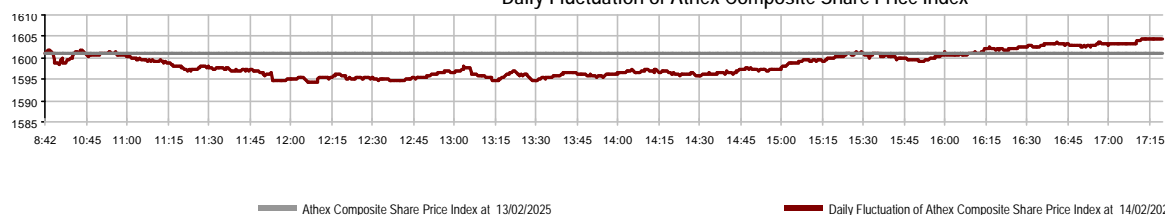


Athex Capitalisation (mill. €)**:	112,648.81		Derivatives Total Open Interest	416,744
Daily change: mill. €   %	267.54	0.24%	in Index Futures   % daily chng	6,938 1.37%
Yearly Avg Capitalisation: mill. €   % chng prev year Avg	107,505.94	8.94%	in Stock Futures   % daily chng	408,265 -4.16%
Athex Composite Share Price Index   % daily chng	1,604.29	0.21%	in Index Options   % daily chng	1,265 16.59%
Athex Composite Share Price Index Capitalisation (mill. €)	105,179.31		in Stock Options   % daily chng	276 0.00%
Daily change (mill. €)	227.24			
Securities' Transactions Value with Block Trades Method 6-1 (t)	114,515.60		Derivatives Contracts Volume:	29,821
Daily change: %	-97,563.06	-46.00%	Daily change: pieces   %	-35,913 -54.63%
YtD Avg Trans. Value: thou. €   % chng prev year Avg	138,748.31	0.99%	YtD Avg Derivatives Contracts % chng prev year Avg	31,751 -14.67%
Blocks Transactions Value of Method 6-1 (thou. €)	5,822.45		Derivatives Trades Number:	1,864
Blocks Transactions Value of Method 6-2 & 6-3 (thou. €)	0.00		Daily change: number   %	-1,676 -47.34%
Bonds Transactions Value (thou.€)	1,141.36		YtD Avg Trades number % chng prev year Avg	1,816 -0.34%
Securities' Transactions Volume with Block Trades Method 6-1 (tho)	23,535.53		Lending Total Open Interest	193,581
Daily change: thou. pieces   %	-25,762.53	-52.26%	Daily change: pieces   %	-31,074 -13.83%
YtD Avg Volume: % chng prev year Avg	33,829.17	16.28%	Lending Volume (Multilateral/Bilateral)	1,290
Blocks Transactions Volume of Method 6-1 (thou. Pieces)	1,464.36		Daily change: pieces   %	-410
Blocks Transactions Volume of Method 6-2 & 6-3 (thou. Pieces)	0.00		Multilateral Lending	1,290
Bonds Transactions Volume	1,144,000		Bilateral Lending	0
Securities' Trades Number with Block Trades Method 6-1	35,956		Lending Trades Number:	2
Daily change: number   %	-21,160	-37.05%	Daily change: %	-1
YtD Avg Trades number % chng prev year Avg	37,889	4.60%	Multilateral Lending Trades Number	2
Number of Blocks Method 6-1	11		Bilateral Lending Trades Number	0
Number of Blocks Method 6-2 & 6-3	0			
Number of Bonds Transactions	186			

Athex Capitalisation (mill. €)\*\*



Daily Fluctuation of Athex Composite Share Price Index



## Athex Indices

Index name	14/02/2025	13/02/2025	pts.	%	Min	Max	Year min	Year max	Year change
Athex Composite Share Price Index	1,604.29 #	1,600.97	3.32	0.21%	1,594.19	1,604.29	1,469.67	1,604.29	9.16% #
Athex Composite Index Total Return Index	3,035.61 #	3,029.33	6.28	0.21%	3,016.51	3,035.61	2,779.44	3,035.61	9.22% #
Athex ESG Index	1,846.86 #	1,844.35	2.51	0.14%	1,834.61	1,846.86	1,678.09	1,846.86	10.06% #
ATHEX Alternative Market Price Index	15,377.68 #	15,352.28	25.40	0.17%	15,257.61	15,413.95	14,772.17	15,518.17	1.86% #
FTSE/Athex Large Cap	3,924.54 #	3,922.27	2.27	0.06%	3,898.19	3,924.54	3,570.47	3,924.54	9.92% #
FTSE/Athex Mid Cap Index	2,553.03 #	2,527.26	25.77	1.02%	2,525.66	2,553.89	2,334.00	2,553.89	9.38% #
FTSE/ATHEX High Dividend Yield Index	4,314.66 #	4,289.87	24.79	0.58%	4,280.79	4,316.40	4,015.60	4,316.40	7.31% #
FTSE/Athex Market Index	936.92 #	936.54	0.38	0.04%	930.87	936.92	851.11	936.92	10.08% #
FTSE/Athex Banks	1,451.90 €	1,458.91	-7.01	-0.48%	1,438.92	1,458.91	1,284.74	1,460.78	12.90% #
FTSE/ATHEX TECHNOLOGY & TELECOMMUNICAT	5,833.38 #	5,761.08	72.30	1.25%	5,751.16	5,833.38	5,575.63	5,871.83	2.89% #
FTSE/ATHEX FINANCIAL SERVICES	6,811.05 €	6,842.02	-30.97	-0.45%	6,750.35	6,842.02	6,028.62	6,851.14	12.87% #
FTSE/ATHEX REAL ESTATE	4,933.68 €	4,934.42	-0.74	-0.01%	4,921.54	4,957.63	4,698.27	4,957.63	1.11% #
FTSE/ATHEX CONSUMER DISCRETIONARY	5,404.16 €	5,459.62	-55.46	-1.02%	5,385.11	5,459.62	5,022.85	5,459.62	7.33% #
FTSE/ATHEX CONSUMER STAPLES	7,569.85 #	7,551.75	18.10	0.24%	7,507.72	7,569.85	6,653.46	7,569.85	13.17% #
FTSE/ATHEX INDUSTRIALS	7,583.07 #	7,556.55	26.52	0.35%	7,534.33	7,600.03	7,101.20	7,687.81	5.95% #
FTSE/ATHEX BASIC MATERIALS	5,319.05 #	5,294.09	24.96	0.47%	5,275.99	5,338.53	5,017.37	5,532.80	6.01% #
FTSE/ATHEX ENERGY & UTILITIES	5,393.50 #	5,349.99	43.51	0.81%	5,344.83	5,393.54	4,962.99	5,393.54	8.32% #
Athex All Share Index	369.17 #	368.31	0.86	0.23%	369.17	369.17	342.37	369.17	8.75% #
Hellenic Mid & Small Cap Index	2,272.44 #	2,259.02	13.42	0.59%	2,258.65	2,272.63	2,116.80	2,272.63	7.35% #
FTSE/Athex Large Cap Total Return	6,756.99 #	6,753.08	3.91	0.06%			6,199.42	6,756.99	9.96% #
FTSE/Athex Mid Cap Total Return	3,499.23 #	3,463.91	35.32	1.02%			3,256.98	3,499.23	9.43% #
MSCI GREECE REBASED	6,153.67 €	6,174.34	-20.67	-0.33%	6,111.38	6,174.34	5,552.65	6,177.22	10.65% #
Hellenic Corporate Bond Index	139.75 #	139.54	0.22	0.15%			138.48	139.76	0.49% #
Hellenic Corporate Bond Price Index	93.96 #	93.82	0.14	0.15%			93.38	93.99	0.04% #

Note 1: FTSE/Med 100, Hellenic Corporate Bond Price Index and Hellenic Corporate Bond Index closing prices refer to the previous trading day of 12/02/2025.

Note 2: The Hellenic Mid & Small Cap Index is a Customized index calculated by the Athens Exchange.

## Analytic Figures for Athex Market's Boards and Categories

	Total Traded Securities	Main Market	Surveillance	Exchange Traded Funds (ETFs)
Totals	124	118	5	1
Gain / Lose / Same:	69 / 36 / 19	67 / 35 / 16	1 / 1 / 3	1 / 0 / 0
Athex Capitalisation (mill. €) **	112,648.81	112,596.02	52.80	
Daily Average Trans/ons Value(thou.€)	138,748.31	138,661.83	19.22	180.09
Transactions Value	114,515.60	114,252.09	23.67	239.84
Main Board:	108,693.15	108,429.64	23.67	239.84
Blocks Board 6_2_3:	5,822.45	5,822.45	0.00	0.00
Forced Sales Board:	0.00	0.00	0.00	0.00
Special Terms Board:	0.00	0.00	0.00	0.00
Daily Average Transactions Volume	33,829,174	33,769,032	80,589	4,835
Transactions Volume	23,535,528	23,430,239	99,131	6,158
Main Board:	22,071,164	21,965,875	99,131	6,158
Blocks Board 6_2_3:	1,464,364	1,464,364	0	0
Forced Sales Board:	0	0	0	0
Special Terms Board:	0	0	0	0
Daily Average Number of Trades	37,889	37,762	42	86
Number of Trades	35,956	35,839	61	56
Main Board:	35,945	35,828	61	56
Blocks Board 6_2_3:	11	11	0	0
Forced Sales Board:	0	0	0	0
Special Terms Board:	0	0	0	0

## Trading Details by Athex Sectors and Financial Instruments (ETFs)

Code	Sectors	Gain / Lose / Same	Number of Trades	Transactions Volume	Transactions Value	% of Total Trans. Value
3010	- Banks	5 / 2 / 1	11,912	16,051,467	56,117,508.00	49.00%
5510	- Basic Resources	3 / 5 / 5	1,146	366,688	1,099,306.90	0.96%
5010	- Construction & Materials	8 / 3 / 3	4,464	1,499,655	8,846,581.06	7.73%
4020	- Consumer Products & Services	3 / 3 / 0	363	129,100	257,653.80	0.22%
6010	- Energy	2 / 1 / 1	2,769	532,915	7,630,526.11	6.66%
12000	- Financial Instruments	1 / 0 / 0	56	6,158	239,838.48	0.21%
3020	- Financial Services	3 / 1 / 1	452	97,767	494,645.23	0.43%
4510	- Food Beverage & Tobacco	3 / 3 / 1	350	47,519	1,359,153.24	1.19%
2010	- Health Care	2 / 1 / 0	131	128,406	129,539.67	0.11%
5020	- Industrial Goods & Services	10 / 4 / 1	1,702	503,227	3,216,360.74	2.81%
3030	- Insurance	1 / 0 / 0	84	9,870	48,364.83	0.04%
4030	- Media	1 / 1 / 1	462	265,835	1,079,912.44	0.94%
4520	- Personal Care, Drug & Grocery Stores	2 / 0 / 0	179	26,032	208,019.83	0.18%
3510	- Real Estate	6 / 5 / 1	1,238	487,864	2,401,718.95	2.10%
4040	- Retail	3 / 2 / 1	1,663	300,610	3,386,025.66	2.96%
1010	- Technology	8 / 1 / 1	1,151	471,276	1,908,351.18	1.67%
1510	- Telecommunications	2 / 0 / 0	1,390	275,858	4,093,792.65	3.57%
4050	- Travel & Leisure	1 / 4 / 1	2,792	1,138,366	6,813,158.58	5.95%
6510	- Utilities	5 / 0 / 1	3,652	1,196,915	15,185,146.79	13.26%

## Top 10 best &amp; worst performing Shares

## Main Market

With positive Price change			With negative Price change		
	Closing price	change		Closing price	change
AKTOR S.A. HOLDING CO. (CR)	5.33	5.75% #	ALPHA REAL ESTATE (CR)	7.3	-2.67% €
DROMEAS SA (CR)	0.375	4.17% #	NATIONAL BANK (CR)	8.416	-2.14% €
DOMIKI KRITIS SA (CR)	2.865	3.80% #	JUMBO SA (CR)	27.38	-1.44% €
ATHENS MEDICAL CENTER SA (CR)	2.05	3.80% #	AVE (CR)	0.45	-1.32% €
QUALITY & RELIABILITY SA (CR)	1.356	3.67% #	IKTINOS HELLAS SA (CR)	0.3635	-1.22% €
BIOKARPET S.A.(CR)	1.855	3.34% #	ATTICA HOLDINGS (CR)	2.43	-1.22% €
OPTIMA BANK (CR)	13.8	3.29% #	ALUMIL (CR)	4.15	-1.19% €
EKTER SA (CR)	2.245	3.22% #	OPAP (CR)	16.85	-1.17% €
AS COMPANY SA (CR)	3.3	3.13% #	TPA SA (CR)	28.2	-1.05% €
OTE (CR)	15.07	2.38% #	CENERGY HOLDINGS (CB)	9.46	-0.94% €
With the highest Transactions Value			With the highest Transactions Volume		
	Value (thou. €)	change		Volume	change
NATIONAL BANK (CR)	16,544.30	-2.14% €	ALPHA SERVICES HOLD (CR)	7,165,076	1.19% #
ALPHA SERVICES HOLD (CR)	13,295.49	1.19% #	PIRAEUS FINANCIAL HOLD (CR)	2,745,769	0.26% #
PIRAEUS FINANCIAL HOLD (CR)	12,765.91	0.26% #	EUROBANK HOLDINGS (CR)	2,435,750	-0.65% €
METLEN ENERGY & METALS (CR)	7,413.95	0.39% #	NATIONAL BANK (CR)	1,958,797	-2.14% €
EUROBANK HOLDINGS (CR)	5,948.51	-0.65% €	ATTICA BANK S.A. (CR)	821,715	0.55% #
PPC (CR)	5,699.49	0.73% #	INTRALOT (CR)	738,831	-0.18% €
MOTOR OIL (CR)	5,450.62	1.98% #	BANK OF CYPRUS (CR)	652,892	0.79% #
OPAP (CR)	5,172.47	-1.17% €	ADMIE (IPTO) HOLDING S.A. (CR)	515,994	2.15% #
OTE (CR)	4,075.36	2.38% #	AKTOR S.A. HOLDING CO. (CR)	442,676	5.75% #
OPTIMA BANK (CR)	3,563.85	3.29% #	AVAX S.A. (CR)	442,255	1.18% #

Note: Stocks that are not included in the "Under Supervision" category, and the transactions value is more than 10,000 €.

## Derivatives Summary

	Number of Trades	Volume	Open Interest
Index Futures	106	333	6,938
FTSE/Athex Banks	0	0	1,473
FTSE/Athex Large Cap	106	333	5,465
MSCI GREECE REBASED	0	0	0
Stock Futures	1,745	29,381	408,265
ADMIE (IPTO) HOLDING S.A. (CR)	39	279	20,268
AEGEAN AIRLINES (CR)	35	136	3,867
AKTOR S.A. HOLDING CO. (CR)	150	1,346	12,831
ALPHA SERVICES HOLD (CR)	256	17,219	168,038
ATHENS INTL AIRPORT (CR)	0	0	274
AUTOHELLAS SA (CR)	0	0	117
AVAX S.A. (CR)	6	11	1,096
BANK OF CYPRUS (CR)	4	9	63
CC HBC AG (CR)	3	5	144
CENERGY HOLDINGS (CB)	28	97	6,571
ELLAKTOR (CR)	2	40	2,197
ELVALHALCOR (CR)	64	530	6,966
EUROBANK HOLDINGS (CR)	103	2,922	17,294
EYDAP S.A. (CR)	5	35	4,194
FOURLIS (CR)	14	45	820
GEK TERNA (CR)	14	96	11,906
HELLENIC EXCHANGES-A.S.E. (CR)	27	120	2,996
HELLENIQ ENERGY (CR)	84	455	4,731
INTRACOM HOLDINGS (CR)	72	295	12,402
JUMBO SA (CR)	6	13	417
LAMDA DEVELOPMENT SA (CR)	65	309	7,580
METLEN ENERGY & METALS (CR)	70	150	7,983
MIG (CR)	0	0	225
MOTOR OIL (CR)	144	477	7,143
NATIONAL BANK (CR)	157	1,318	16,283
OPAP (CR)	0	0	1,090
OPTIMA BANK (CR)	12	45	55
OTE (CR)	152	1,098	3,475
P.P.A. S.A. (CR)	0	0	135
PIRAEUS FINANCIAL HOLD (CR)	116	1,780	58,169
PPC (CR)	65	383	22,503
QUEST HOLDINGS (CR)	1	1	163
TERNA ENERGY (CR)	0	0	25
TITAN CEMENT (CB)	16	26	671
VIOHALCO SA/NV (CB)	35	141	5,573
Index Options	12	102	1,265
FTSE/Athex Large Cap	12	102	1,265
Stock Options	1	5	276
ALPHA SERVICES HOLD (CR)	0	0	0
NATIONAL BANK (CR)	0	0	2
OPAP (CR)	0	0	14
OTE (CR)	0	0	2
PIRAEUS FINANCIAL HOLD (CR)	1	5	55
PPC (CR)	0	0	203
<b>Total Derivatives Traded</b>	<b>1,864</b>	<b>29,821</b>	<b>416,744</b>









Daily Official List

Year: 146 Trading Day No: 31

Section 2: Analytic Figures of Shares Transactions

Friday, 14 February, 2025

Number of Outstanding Securities	Nominal Value	Dividends [1]			Date of Last Coupon		Note	Shares	Closing price	% change	Previous closing price/date	Open price	Price min	Price max	Last price	Avg price	Last Bid [7]	Last Ask [7]	P/E after tax	Year	Volume	Trades	Transactions Value[8]	Company Mkt Value (thou. €)	Year low	Year high	Sector[4]		
		2022	2023	2024	Dividend [2]	Right																							
15,000,000	0.300	---	---	---	06/07/2007	18/07/2000	---	DAIOS PLASTICS SA (CR)	3.46	---	3.46	13/02/2025	---	---	---	---	100@3.34	280@3.48	---	---	---	---	51,900.00	3.28	3.68	50203015			
36,300,000	1.12	---	0.0276	---	27/08/2024	12/12/2007	---	THESSALONIKA WATER & SEWERAGE	3.39	1.80	P	3.33	13/02/2025	3.36	3.31	3.4	3.39	3.369	500@3.36	420@3.40	---	---	6,158	37	20,745.75	123,057.00	3.22	3.46	65102030
86,735,980	0.310	---	0.02	---	22/07/2024	07/09/2023	---	ATHENS MEDICAL CENTER SA (CR)	2.05	3.80	P	1.975	13/02/2025	2.01	1.98	2.08	2.05	2.029	181@2.04	2379@2.05	---	---	18,214	69	36,948.21	177,808.76	1.495	2.12	20101025
3,417,600	0.100	0.016	0.016	---	04/07/2024	02/04/2024	---	INTERWOOD-XYLEMPORIA (PR)	0.328	---	0.328	13/02/2025	---	---	---	---	445@0.312	950@0.354	---	---	---	---	---	---	13,247.42	0.3	0.366	50101020	
2,760,000	11.83	11.8	12.4	---	03/06/2024	16/07/1990	---	KARELIA (CR)	320	-0.62	€	322	13/02/2025	324	318	326	318	320.395	2@322.00	10@322.00	---	---	521	42	166,926.00	883,200.00	318	354	45103010
6,700,000	0.800	0.047	0.047	---	23/07/2024	29/05/2014	---	MILLS KEPENOS (CR)	1.94	6.01	P	1.83	13/02/2025	1.89	1.89	1.94	1.94	1.939	869@1.75	24@1.90	20.83	2023	2,000	7	3,878.55	12,998.00	1.73	1.94	45102020
18,017,472	0.360	---	0.03	---	11/10/2024	28/08/2017	---	DOMAINE COSTA LAZARIDI (CR)	1.7	---	1.7	13/02/2025	---	---	---	---	85@1.69	39@1.78	---	---	---	---	---	---	30,629.70	1.65	1.91	45101015	
21,364,000	1.12	0.4	---	---	21/08/2023	08/03/2023	---	LAMPASA HOTEL SA (CR)	37	---	37	13/02/2025	37	37	37	37	37	150@37.00	50@37.80	---	---	300	3	11,100.00	790,468.00	36.6	38	40501025	
5,939,268	0.620	---	---	---	10/07/2003	03/01/2002	---	LANAKAM SA (CR)	0.97	---	0.97	13/02/2025	---	---	---	---	99@0.975	95@1.00	---	---	---	---	---	---	5,761.09	0.895	1.1	40401020	
9,819,370	0.500	---	---	---	14/08/2007	09/01/2004	---	MATHIOS REFRACTORY SA (CR)	0.702	-3.84	€	0.73	13/02/2025	0.73	0.67	0.73	0.702	0.701	200@0.700	460@0.702	---	---	3,032	21	2,126.79	6,893.20	0.59	0.732	55101000
32,188,050	0.700	---	---	---	21/07/2008	20/01/2000	---	MOUZAKIS (CR)	0.63	---	0.63	13/02/2025	0.61	0.61	0.62	0.62	0.615	166@0.620	71@0.635	---	---	284	4	174.58	20,278.47	0.605	0.695	55101020	
8,321,682	0.670	---	---	---	17/08/2007	23/11/1999	---	N. LEVENTERIS (CR)	0.276	---	0.276	13/02/2025	---	---	---	---	13000@0.250	500@0.262	---	2023	---	---	---	---	2,823.95	0.244	0.288	55102010	
27,379,200	0.980	0.45	0.5001	---	01/08/2024	29/08/2022	---	CRETE PLASTICS SA (CR)	15.3	---	15.3	13/02/2025	14.8	14.8	14.8	14.8	14.8	26@14.80	2133@15.30	---	---	1	1	14.80	418,901.76	14	15.3	50203015	
255,494,534	2.71	0.255	0.247	0.47	11/12/2024	30/09/2021	---	PRODEA (CR)	6.2	0.81	P	6.15	13/02/2025	6.15	6.1	6.25	6.2	6.195	9@6.10	243@6.20	---	---	1,211	8	7,502.10	1,584,066.11	5.8	6.7	35102000
4,181,450	0.500	---	---	---	21/08/2000	05/03/2002	---	FLOUR MILLS SARANTOPOULOS SA	1.07	---	1.07	13/02/2025	---	---	---	---	2070@0.965	490@1.15	---	---	---	---	---	---	4,474.15	0.965	1.09	45102020	

Exchange Traded Funds (ETFs)

971,502	---	---	---	---	15/06/2016	---	ALPHA ETF FTSE Athex Large Cap	39.17	0.26	P	39.07	13/02/2025	38.99	38.895	39.2	39.17	38.947	500@39.05	500@39.22	---	---	6,158	56	239,838.48	---	35.74	39.2	12003
---------	-----	-----	-----	-----	------------	-----	--------------------------------	-------	------	---	-------	------------	-------	--------	------	-------	--------	-----------	-----------	-----	-----	-------	----	------------	-----	-------	------	-------

Surveillance

89,078,604	0.040	---	---	---	07/07/2010	16/01/2024	5160	FRIGOGLOSS SA (CR)	0.224	9.80	P	0.204	13/02/2025	0.222	0.222	0.224	0.224	0.22311870@0.224	---	---	2023	80,808	40	18,060.14	19,953.61	0.184	0.224	50204000	
13,191,620	0.620	---	---	---	04/08/2010	09/09/2002	5232	YALCO - CONSTANTINOU (CR)	0.162	---	0.162	13/02/2025	---	---	---	---	---	---	4585@0.146	---	---	---	---	---	2,137.04	0.146	0.162	40202020	
17,579,754	4.16	---	---	---	18/08/2006	02/08/2010	---	BIOTER SA (CR)	0.27	---	0.27	13/02/2025	0.266	0.266	0.27	0.27	0.27	7500@0.244	2715@0.266	---	---	2,043	3	551.21	4,746.53	0.226	0.29	50101010	
15,842,391	1.51	---	---	---	15/07/2009	12/05/2000	5141	BITROS HOLDING SA (CR)	0.65	-0.76	€	0.655	13/02/2025	0.595	0.595	0.65	0.65	0.623	500@0.600	1500@0.650	---	---	2,000	5	1,245.00	10,297.55	0.535	0.77	55102010
24,319,250	0.300	---	---	---	09/07/2002	04/07/2007	5165	PRODEFTIKH SA (CR)	0.268	---	0.268	13/02/2025	0.268	0.268	0.268	0.268	0.268	2000@0.260	3700@0.268	---	---	14,200	12	3,805.60	6,517.56	0.246	0.376	50101010	
28,438,268	0.070	---	---	---	21/08/2006	24/11/1999	5253	SPIROY AGRICULTURE SA (CR)	0.151	---	0.151	13/02/2025	0.151	0.151	0.151	0.151	0.151	20@0.156	1500@0.166	---	---	80	1	12.08	4,294.18	0.138	0.16	45102010	
1,011,000	1.00	---	---	---	01/07/2004	11/12/2012	5193	TRIA ALFA SA (CR)	4.8	---	4.8	13/02/2025	---	---	---	---	---	4@4.32	150@4.78	---	2023	---	---	---	---	4,852.80	4.04	4.8	55101020

Suspension Status

65,326,268	0.530	---	---	---	04/07/2007	19/07/2006	4750	SATO SA (CR)	0.028	---	0.028	05/09/2024	---	---	---	---	---	---	---	---	---	---	---	---	---	1,829.14	0.028	0.028	40202015
54,654,600	0.050	---	---	---	01/07/1998	30/12/2022	5275	VIS SA (CR)	0.144	---	0.144	05/02/2025	---	---	---	---	---	---	555836@0.144	---	---	---	---	---	---	7,870.26	0.144	0.144	50203030
3,961,300	1.28	---	---	---	29/06/2004	03/08/2000	5248	DUROS SA (CR)	0.25	---	0.25	24/04/2023	---	---	---	---	---	---	---	---	---	---	---	---	---	990.33	0.25	0.25	40204020
51,754,364	0.300	---	---	---	23/12/2003	24/01/2007	5197	SELECTED TEXT. IND. ASSOC (CR)	0.132	---	0.132	31/10/2024	---	---	---	---	---	---	---	---	---	---	---	---	---	6,831.58	0.132	0.132	55101020

## Shares' Notes

Code	Note text
( )	- Adjusted dividends.
*	- Last adjusted closing price.
[1]	- Net dividends.
[2]	- The "Date of Last Coupon" for New listings refers to the date company's stocks started to trade in Athex
[3]	- The Company Market Value is referred to the number of outstanding shares
[4]	- Sectors codification can be found in Appendix A
[5]	- The Market Value refers to the total number of shares listed (including their several classes) in the exchange by the company.
[6]	- P/E greater than 100
[7]	- Last view of the Order Book before the end of the trading session
[8]	- All Blocks Methods' Transactions Value are included.
4750	- Transfer to the Under Surveillance Category from 8/4/2011.
5093	- Transfer to the Surveillance Category as of 8/4/2015.
5141	- Transfer to the Surveillance Category as of 10/05/2017.
5160	- Transfer to the Surveillance Category as of 15/04/2016.
5165	- Transfer to the Surveillance Category as of 15/02/2018.
5193	- Transfer to the Surveillance Category as of 25/10/2018.
5197	- Transfer to the Surveillance Category as of 07/11/2018.
5232	- Transfer to the Under Surveillance Category from 08/04/2011.
5248	- Transfer to the Surveillance Category as of 06/09/20116.
5253	- Transfer to the Surveillance Category as of 14/5/2021.
5275	- Transfer to the Surveillance Category as of 09/07/2020.

## Securities Blocks Details

Securities	Block Volume	Price	Block Trade Value	Time of approval	Note
NATIONAL BANK (CR)	47,561	8.51	404,934.35	10:50:52	20
AUSTRIACARD (CB)	66,803	6.00	400,818.00	11:38:54	20
OPTIMA BANK (CR)	20,000	13.50	270,000.00	12:47:42	20
OPTIMA BANK (CR)	30,000	13.50	405,000.00	12:48:32	20
ADMIE (IPTO) HOLDING S.A. (CR)	100,000	2.83	283,000.00	13:51:45	20
OPTIMA BANK (CR)	50,000	13.16	658,000.00	14:16:48	20
OPTIMA BANK (CR)	20,000	13.62	272,400.00	16:10:33	20
BANK OF CYPRUS (CR)	200,000	5.05	1,010,000.00	16:18:49	20
OPTIMA BANK (CR)	20,000	13.24	264,800.00	16:21:02	20
AKTOR S.A. HOLDING CO. (CR)	50,000	5.25	262,500.00	17:10:37	20
ALPHA SERVICES HOLD (CR)	860,000	1.85	1,591,000.00	17:12:20	20

## Blocks Notes

9 - Method 6-1 / Special Fees

10 - Method 6-1 / Special Fees, SDS

14 - Method 6-3 / Settlement, Incomplete Buy and Sell

18 - Method 6-2 / SPOT 1

19 - Method 6-2 / SPOT 2

20 - Method 6-1 and Method 6-1 Same Day Settlement

21 - Other Pre-agreed

## Shares Rights Details

Occured date	Exercise from	Exercise until	Trading until	Rights	Price min	Price max	Closing price	Last Bid	Last Ask	Volume	Trades	Transactions Value
--------------	---------------	----------------	---------------	--------	-----------	-----------	---------------	----------	----------	--------	--------	--------------------

No Rights Transactions.

Forced Sales Details

Securities	Category of Security	Transactions Volume	Number of Trades	Transactions Value	Note
No Forced Transactions.					

Forced Sales Notes

- 1 - Compulsory Public Forced Sales
- 2 - Forced Sales of Fixed Registered Shares
- 3 - Forced Sales of Remaining Fractional Shares



## Exchange Traded Funds (ETFs) Characteristics

	Transactions Date (T)	Creation / Redemption	Units (T-1)	New Units (T-1)	Redemption Units (T-1)	Units (T) [1]	Fund Assets [2]	Net Unit Price	Dividend per Unit	Dividend Date
ALPHA ETF FTSE Athex Large Cap	14/02/2025	5,000	971,502	---	---	971,502	38,050,230.00	39.1664	1.35	01/07/2024

## ETFs Notes

[1] - Units (T) = Units (T-1) + New Units (T-1) - Redemption Units (T-1)

[2] - The Creation / Redemption Units of T-1 are included.

## Non Convertible Corporate Bonds - Regulated Market

Num Listed Bonds	Nominal price	Issue price	Today's Rate	Exp. Date	Duration (years)	Note	Coupon		Trading Unit	Corporate Bonds	Accrued Int.	Yield.T.Mat	Price min	Price max	Closing price	Previous closing price/date	Volume	Transactions Value	Last order			ear min	Year max	
							Common	Preferred											Price	Buy / Sell	Date			
250,000	1,000.00	1,000.00	2.45	16/11/2028	7	---	7	---	1	ELVALHALCOR S.A. (Non Convertible)	6.2611	3.4260	95.6000	96.0000	95.7789	95.4000	13/02/2025	38,000	36,633.92	95.1809	B	14/02/2025	94.5100	97.5000
320,000	1,000.00	1,000.00	3.40	21/07/2027	7	---	10	---	1	LAMDA DEVELOPMENT S.A. (Non Convertible)	2.6444	3.3190	98.3000	99.0000	98.9920	99.0000	13/02/2025	19,000	18,804.44	98.3010	B	14/02/2025	97.6000	99.5999
200,000	1,000.00	1,000.00	2.10	27/10/2027	7	---	9	---	1	O.P.A.P. S.A. (Non Convertible)	6.5333	2.7960	97.5100	97.7500	97.5807	97.5870	13/02/2025	27,000	26,523.20	97.5100	B	14/02/2025	96.0100	98.1000
200,000	1,000.00	1,000.00	1.90	23/03/2028	7	---	8	---	1	MOTOR OIL CORINTH REFINERIES SA (Non Convertible)	7.8111	3.2360	95.3500	95.9000	95.4899	95.3660	13/02/2025	77,000	74,143.08	95.3601	B	14/02/2025	95.1501	96.0000
230,000	1,000.00	1,000.00	4.70	12/07/2029	7	---	6	---	1	LAMDA DEVELOPMENT S.A. (Non convertible)	4.7000	3.9330	101.0000	101.1500	101.0631	100.9950	13/02/2025	185,000	187,836.22	100.9500	B	14/02/2025	100.5000	103.2000
100,000	1,000.00	1,000.00	4.40	26/07/2029	7	---	6	---	1	CPLP SHIPPING HOLDINGS PLC (Non Convertible)	2.6889	3.5680	101.5000	101.8000	101.6500	102.4990	13/02/2025	4,000	4,076.76	101.5500	B	14/02/2025	100.5000	105.2895
199,375	1,000.00	1,000.00	3.60	12/03/2026	7	---	12	---	1	AEGEAN AIRLINES S.A. (Non Convertible)	15.9000	2.9860	99.8000	100.4000	99.9654	100.0280	13/02/2025	26,000	26,404.40	99.8200	B	14/02/2025	99.6862	101.0000
150,000	1,000.00	1,000.00	2.60	22/10/2026	7	---	11	---	1	TERNA ENERGY FINANCE S.A. (Non Convertible)	8.5944	3.2880	98.1010	98.1500	98.1418	98.2000	13/02/2025	12,000	11,880.15	98.1010	B	14/02/2025	97.6272	98.9500
500,000	1,000.00	1,000.00	2.75	03/07/2027	7	---	10	---	1	GEK TERNA S.A. (Non Convertible)	3.5139	3.4710	97.2001	97.7000	97.3971	97.2870	13/02/2025	140,000	136,847.95	97.3015	B	14/02/2025	96.5000	98.3894
150,000	1,000.00	1,000.00	2.65	22/10/2026	5	---	7	---	1	CPLP SHIPPING HOLDINGS PLC (Non Convertible)	8.7597	3.5820	97.9000	98.1000	97.9863	98.4000	13/02/2025	95,000	93,919.17	98.1000	B	14/02/2025	97.3000	98.4900
120,000	1,000.00	1,000.00	3.95	04/04/2025	7	---	14	---	1	GEK TERNA S.A. (Non Convertible)	15.0319	3.0980	100.0000	100.0000	100.0000	99.8000	10/02/2025	8,000	8,120.26	100.0000	B	14/02/2025	99.5000	100.3000
120,000	1,000.00	1,000.00	2.65	06/12/2028	7	---	7	---	1	NOVAL PROPERTY REIC (Non Convertible)	5.4472	3.6020	95.5000	96.4682	95.7215	95.5000	13/02/2025	22,000	21,178.57	96.0000	B	14/02/2025	94.2301	97.0000
300,000	1,000.00	1,000.00	2.30	14/12/2028	7	---	7	---	1	GEK TERNA S.A. (Non Convertible)	4.0889	3.4770	94.9500	95.4490	95.0881	95.5900	13/02/2025	17,000	16,234.49	95.2000	B	14/02/2025	92.9502	95.7000
100,000	1,000.00	1,000.00	2.95	11/02/2027	5	---	7	---	1	SAFE BULKERS PARTICIPATIONS PLC (Non Convertible)	0.5736	3.5670	97.7000	98.6000	98.2317	98.5960	13/02/2025	60,000	58,973.41	98.0001	B	14/02/2025	97.0001	99.9999
100,000	1,000.00	1,000.00	2.80	25/01/2027	5	---	7	---	1	PREMIA S.A. (Non Convertible)	1.7111	3.8310	97.4999	97.5000	97.5000	97.4000	13/02/2025	29,000	28,324.61	97.5000	B	14/02/2025	96.2000	98.3000
500,000	1,000.00	1,000.00	4.00	10/07/2030	7	---	4	---	1	METLEN ENERGY & METALS S.A. (Non Convertible)	4.3333	3.4600	101.0000	101.7000	101.4500	101.2690	13/02/2025	254,000	258,681.17	101.3210	B	14/02/2025	100.4600	101.8000
99,697	1,000.00	1,000.00	5.50	15/12/2028	5	---	3	---	1	IDEAL HOLDINGS S.A. (Non Convertible)	9.7778	4.0050	104.1500	104.1500	104.1500	103.7500	13/02/2025	1,000	1,051.28	103.7000	B	14/02/2025	102.9732	104.1500
200,000	1,000.00	1,000.00	4.25	23/01/2029	5	---	3	---	1	AUTOHELLAS S.A. (Non Convertible)	3.0694	3.5580	101.6900	102.8000	101.8525	101.6000	13/02/2025	40,000	40,863.78	101.8000	B	14/02/2025	100.2110	102.8000

## Corporate Bonds Notes

Transactions Volume = (Pieces) \* (Nominal Price). Transactions Value = (Pieces) \* (Nominal Price) \* (price %) + (Accrued interest).

The price of a Bond is stated as a percentage (%) of Bond's Nominal Price.

Nominal Price in Euros (€), except if it is noted differently.

## Non Convertible Corporate Bonds - Regulated Market

Num Listed Bonds	Nominal price	Issue price	Today's Rate	Exp. Date	Duration (years)	Note	Coupon		Trading Unit	Corporate Bonds	Accrued Int.	Yield.T.Mat	Price min	Price max	Closing price	Previous closing price/date	Volume	Transactions Value	Last order		ear min	Year max		
							Common	Preferred											Price	Buy / Sell			Date	
130,000	1,000.00	1,000.00	6.00	27/02/2029	5	---	2	---	1	INTRALOT S.A. (Non Convertible)	29.1667	4.9950	102.0000	102.9700	102.4171	102.5600	13/02/2025	51,000	53,720.20	102.0150	B	14/02/2025	101.0000	103.0000
300,000	1,000.00	1,000.00	2.30	20/07/2028	7	---	8	---	1	PRODEA REIC S.A.(Non Convertible)	1.8528	3.5390	95.0000	95.2500	95.2500	95.0000	13/02/2025	39,000	37,139.26	95.0000	B	14/02/2025	94.0000	95.3000

## Corporate Bonds Notes

Transactions Volume = (Pieces) \* (Nominal Price). Transactions Value = (Pieces) \* (Nominal Price) \* (price %) + (Accrued interest).

The price of a Bond is stated as a percentage (%) of Bond's Nominal Price.

Nominal Price in Euros (€), except if it is noted differently.

## Government Bonds

Number Listed Bonds	Nominal price	Today's Rate	Accrued Interest Calc	Exp. Date [1]	Duration (years)	Note	Coupons Date	Curr. coupon value	Trading Unit	Government Bonds	Price min	Price max	Closing price	Previous closing price/date	Volume	Transactions Value	Price	Last order Buy / Sell	Date
3,000,000	1,000.00	4.13	Actual/Actual	15/06/2054	30	---	15/06	4.13	1	GGB-FXD-150654-30Y-4.125-1.000	---	---	---	---	---	---	---	---	---
4,700,000	1,000.00	1.88	Actual/Actual	04/02/2035	15	---	04/02	1.88	1	GGB-FXD-040235-15Y-1.875-1.000	---	---	---	---	---	---	---	---	---
6,000,000	1,000.00	0.75	Actual/Actual	18/06/2031	10	---	18/06	0.75	1	GGB-FXD-180631-10Y-0.750-1.000	---	---	---	---	---	---	---	---	---
3,600,000	1,000.00	3.88	Actual/Actual	15/06/2028	5	---	15/06	3.88	1	GGB-FXD-150628-05Y-3.875-1.000	---	---	---	---	---	---	---	---	---
5,962,747,327	1.00	3.75	Actual/Actual	30/01/2028	10	---	/02 - 01/02 - 31/	3.75	1	GGB-FXD-300128-10Y-3.750-1.00	---	---	---	85.4610 13/07/2018	---	---	1.0000	B	28/11/2018
7,067,309,386	1.00	3.90	Actual/Actual	30/01/2033	15	---	/02 - 01/02 - 31/	3.90	1	GGB-FXD-300133-15Y-3.900-1.00	---	---	---	78.6730 13/07/2018	---	---	1.0000	B	28/11/2018
5,622,848,349	1.00	4.00	Actual/Actual	30/01/2037	19	---	/02 - 01/02 - 31/	4.00	1	GGB-FXD-300137-19Y-4.000-1.00	---	---	---	77.0370 13/07/2018	---	---	1.0000	B	28/11/2018
5,476,770,669	1.00	4.20	Actual/Actual	30/01/2042	24	---	/02 - 01/02 - 31/	4.20	1	GGB-FXD-300142-24Y-4.200-1.00	---	---	---	77.7640 13/07/2018	---	---	1.0000	B	28/11/2018
4,950,000	1,000.00	3.38	Actual/Actual	15/06/2034	10	---	15/06	3.38	1	GGB-FXD-150634-10Y-3.375-1.000	---	---	---	---	---	---	---	---	---
40,248,141	1.00	4.30	Actual/Actual	24/02/2025	13	---	24/02	4.30	1	GGB-FXD-240225-13Y-2.000-1.00	---	---	---	10.0000 22/06/2015	---	---	---	---	---
59,586,043	1.00	4.30	Actual/Actual	24/02/2026	14	---	24/02	4.30	1	GGB-FXD-240226-14Y-2.000-1.00	---	---	---	10.0000 22/06/2015	---	---	---	---	---
41,118,344	1.00	4.30	Actual/Actual	24/02/2027	15	---	24/02	4.30	1	GGB-FXD-240227-15Y-2.000-1.00	---	---	---	10.0000 22/06/2015	---	---	---	---	---
45,137,734	1.00	4.30	Actual/Actual	24/02/2028	16	---	24/02	4.30	1	GGB-FXD-240228-16Y-2.000-1.00	---	---	---	10.0000 22/06/2015	---	---	---	---	---
61,768,888	1.00	4.30	Actual/Actual	24/02/2029	17	---	24/02	4.30	1	GGB-FXD-240229-17Y-2.000-1.00	---	---	---	10.0000 22/06/2015	---	---	---	---	---
54,567,744	1.00	4.30	Actual/Actual	24/02/2030	18	---	24/02	4.30	1	GGB-FXD-240230-18Y-2.000-1.00	---	---	---	10.0000 22/06/2015	---	---	---	---	---
37,541,515	1.00	4.30	Actual/Actual	24/02/2031	19	---	24/02	4.30	1	GGB-FXD-240231-19Y-2.000-1.00	---	---	---	10.0000 22/06/2015	---	---	---	---	---
37,558,317	1.00	4.30	Actual/Actual	24/02/2032	20	---	24/02	4.30	1	GGB-FXD-240232-20Y-2.000-1.00	---	---	---	10.0000 22/06/2015	---	---	---	---	---
37,473,732	1.00	4.30	Actual/Actual	24/02/2033	21	---	24/02	4.30	1	GGB-FXD-240233-21Y-2.000-1.00	---	---	---	10.0000 22/06/2015	---	---	---	---	---
33,888,293	1.00	4.30	Actual/Actual	24/02/2034	22	---	24/02	4.30	1	GGB-FXD-240234-22Y-2.000-1.00	---	---	---	10.0000 22/06/2015	---	---	---	---	---
35,177,800	1.00	4.30	Actual/Actual	24/02/2035	23	---	24/02	4.30	1	GGB-FXD-240235-23Y-2.000-1.00	---	---	---	10.0000 22/06/2015	---	---	---	---	---
35,547,268	1.00	4.30	Actual/Actual	24/02/2036	24	---	24/02	4.30	1	GGB-FXD-240236-24Y-2.000-1.00	---	---	---	10.0000 22/06/2015	---	---	---	---	---
40,246,306	1.00	4.30	Actual/Actual	24/02/2037	25	---	24/02	4.30	1	GGB-FXD-240237-25Y-2.000-1.00	---	---	---	10.0000 22/06/2015	---	---	---	---	---
37,643,952	1.00	4.30	Actual/Actual	24/02/2038	26	---	24/02	4.30	1	GGB-FXD-240238-26Y-2.000-1.00	---	---	---	10.0000 22/06/2015	---	---	---	---	---
36,977,100	1.00	4.30	Actual/Actual	24/02/2039	27	---	24/02	4.30	1	GGB-FXD-240239-27Y-2.000-1.00	---	---	---	10.0000 22/06/2015	---	---	---	---	---
41,615,000	1.00	4.30	Actual/Actual	24/02/2040	28	---	24/02	4.30	1	GGB-FXD-240240-28Y-2.000-1.00	---	---	---	10.0000 22/06/2015	---	---	---	---	---
42,227,208	1.00	4.30	Actual/Actual	24/02/2041	29	---	24/02	4.30	1	GGB-FXD-240241-29Y-2.000-1.00	---	---	---	10.0000 22/06/2015	---	---	---	---	---
68,288,487	1.00	4.30	Actual/Actual	24/02/2042	30	---	24/02	4.30	1	GGB-FXD-240242-30Y-2.000-1.00	---	---	---	10.0000 22/06/2015	---	---	---	---	---
4,500,000	1,000.00	3.88	Actual/Actual	12/03/2029	10	---	12/03	3.88	1	GGB-FXD-120329-10Y-3.875-1.000	---	---	---	---	---	---	100.0000	B	15/10/2019
4,500,000	1,000.00	0.00	Actual/Actual	12/02/2026	5	---	12/02	0.00	1	GGB-FXD-120226-05Y-0.000-1.000	---	---	---	---	---	---	---	---	---
2,209,163	1,000.00	3.38	Actual/Actual	15/02/2025	7	---	15/02	3.38	1	GGB-FXD-150225-07Y-3.375-1.000	---	---	---	---	---	---	---	---	---
964,000	1,000.00	3.25	Actual/Actual	20/03/2025	6	---	20/03	3.25	1	GGB-FXD-200325-06Y-3.250-1.000	---	---	---	---	---	---	---	---	---
2,100,000	1,000.00	3.55	Actual/Actual	20/03/2026	7	---	20/03	3.55	1	GGB-FXD-200326-07Y-3.550-1.000	---	---	---	---	---	---	---	---	---
5,500,000	1,000.00	1.50	Actual/Actual	18/06/2030	10	---	18/06	1.50	1	GGB-FXD-180630-10Y-1.500-1.000	---	---	---	---	---	---	---	---	---
3,500,000	1,000.00	4.38	Actual/Actual	18/07/2038	15	---	18/07	4.38	1	GGB-FXD-180738-15Y-4.375-1.000	---	---	---	---	---	---	---	---	---

## Government Bonds Notes

Transactions Volume = (Pieces) \* (Nominal Price). Transactions Value = (Pieces) \* (Nominal Price) \* (price %) + (Accrued interest).

The Value of current coupon for the issues with NV 0.01 euro refers to NV 100 euros

FLR: Floating Interest Rate.

[1] - The Expiration Date of the interest bearing period and the Date for coupon payment.

## Government Bonds

Number Listed Bonds	Nominal price	Today's Rate	Accrued Interest Calc	Exp. Date [1]	Duration (years)	Note	Coupons Date	Curr. coupon value	Trading Unit	Government Bonds	Price min	Price max	Closing price	Previous closing price/date	Volume	Transactions Value	Price	Last order Buy / Sell	Date
40,000	1,000.00	3.91	FLR	Actual/360	18/09/2025	1	---	18/09 - 18/03	---	1	GGB-FLT-180925-01Y-3.915-1.000	---	---	---	---	---	---	---	---
5,364,250	1,000.00	3.25		Actual/Actual	20/03/2050	30	---	20/03	3.25	1	GGB-FXD-200350-30Y-3.250-1.000	---	---	---	---	---	---	---	---
4,000,000	1,000.00	3.63		Actual/Actual	15/06/2035	10	---	15/06	3.63	1	GGB-FXD-150635-10Y-3.625-1000.00	---	---	---	---	---	---	---	---
3,924,361	1,000.00	2.00		Actual/Actual	22/04/2027	7	---	22/04	2.00	1	GGB-FXD-220427-07Y-2.000-1.000	---	---	---	---	---	99.9000	B	22/04/2020
2,500,000	1,000.00	1.88		Actual/Actual	23/07/2026	7	---	23/07	1.88	1	GGB-FXD-230726-07Y-1.875-1.000	---	---	---	---	---	---	---	---
4,900,000	1,000.00	4.25		Actual/Actual	15/06/2033	10	---	15/06	4.25	1	GGB-FXD-150633-10Y-4.250-1.000	---	---	---	---	---	---	---	---
3,500,000	1,000.00	1.88		Actual/Actual	24/01/2052	30	---	24/01	1.88	1	GGB-FXD-240152-30Y-1.875-1.000	---	---	---	---	---	---	---	---
3,700,000	1,000.00	1.75		Actual/Actual	18/06/2032	10	---	18/06	1.75	1	GGB-FXD-180632-10Y-1.750-1.000	---	---	---	---	---	---	---	---
2,200,000	1,000.00	1.13	FLR	Actual/360	15/12/2027	5	---	- 15/12 - 15/03 -	---	1	GGB-FLT-151227-05Y-1.130-1.000	---	---	---	---	---	102.1600	B	30/12/2022

## Government Bonds Notes

Transactions Volume = (Pieces) \* (Nominal Price). Transactions Value = (Pieces) \* (Nominal Price) \* (price %) + (Accrued interest).

The Value of current coupon for the issues with NV 0.01 euro refers to NV 100 euros

FLR: Floating Interest Rate.

[1] - The Expiration Date of the interest bearing period and the Date for coupon payment.

Treasury Bills & Zero Coupon Government Bonds

Issue Date	13-Week Maturity									26-Week Maturity									52-Week Maturity								
	Exp. Date	Initial Rate	Num Listed Bonds	Nominal price	Issue price	Last Trade Price	Last Trade Date	Volume Traded	Note	Exp. Date	Initial Rate	Num Listed Bonds	Nominal price	Issue price	Last Trade Price	Last Trade Date	Volume Traded	Note	Exp. Date	Initial Rate	Num Listed Bonds	Nominal price	Issue price	Last Trade Price	Last Trade Date	Volume Traded	Note
08/03/2024	---	---	---	---	---	---	---	---	---	---	---	---	---	---	---	---	---	---	07/03/2025	3.73	812,500	1,000.00	963.70	---	---	---	---
07/06/2024	---	---	---	---	---	---	---	---	---	---	---	---	---	---	---	---	---	---	06/06/2025	3.34	600,000	1,000.00	967.30	---	---	---	---
06/09/2024	---	---	---	---	---	---	---	---	---	---	---	---	---	---	---	---	---	---	05/09/2025	2.82	600,000	1,000.00	972.28	---	---	---	---
06/12/2024	---	---	---	---	---	---	---	---	---	---	---	---	---	---	---	---	---	---	05/12/2025	2.27	600,000	1,000.00	977.58	---	---	---	---

Bonds in Circulation	Currency / Min nominal traded Value	Coupons Payment Date	Current Coupon Value	Note	Coupon	Trading Unit	Issue Date	Duration (years)	Today's Interest	A.I.C in days	Bonds	Last price of previous days		Last Outcry in Cash (euro)			Trades in Pieces	Life min	Life Max
												Price	Buy / Sell	Price	Buy / Sell	Date			
<b>Corporate Bonds in Foreign Currency and Euro</b>																			
103,746	GBP / 10	01/12	0.25	---	66	1	01/12/1930	98	2.5	360	National Mortgage Bank	2.27	05/02/1996	2.27	S	05/02/1996	---	2.27	2.27
0	GBP / 10	01/12	0.25	---	68	1	01/12/1928	100	2.5	360	National Mortgage Bank	---	---	---	---	---	---	---	---

## Government Bonds Notes

A.I.C: Accrued Interest Calculation base.

FLR: Floating Interest Rate.

The minimum tradeable Nominal Value for all Demeterialised Government Titles is 100 Euros.

(μφρ-0)

## Athex &amp; ATHEXClear Members List

Member Name	Stock Market			Derivatives Market		ATHEXClear Member				
	Address	Phone	Fax	Market Member	Remote Member	Market Maker	Proprietary	Market Maker	General Clearing	Direct Clearing
A. SARRIS SECURITIES S.A.				a						
6, ΔΡΑΓΑΤΣΑΝΙΟΥ 6 ΑΘΗΝΑ	2103367700									
ΑΕΟΝIC SECURITIES C.I.F. P.L.C.				a						
, ΛΑΪΟΥ 6, ΓΡ. 301B, ANNA COURT	35725337600									
ALPHA BANK S.A.									a	
, ΣΤΑΔΙΟΥ 40 ΑΘΗΝΑ	2103260000									
ALPHA FINANCE INVESTMENT SERVICES SINGLE MEMBER SA				a		a	a	a		a
5, ΠΑΝΕΠΙΣΤΗΜΙΟΥ 45 ΑΘΗΝΑ	2103677400									
ARGUS STOCKBROKERS LTD				a	a		a			
25, 25 ΛΕΩΦΟΡΟΣ ΔΗΜΟΣΘΕΝΗ ΣΕΒΕΡΗ	0035722717000									
ATHLOS CAPITAL INVESTMENT SERVICES LTD				a	a					
, 17 STASINOU AVENUE, BEDIZIA TOWER, 6TH & 7TH FL.	35722110777									
ATLANTIC SECURITIES LTD				a	a					
37, ΠΡΟΔΡΟΜΟΥ 37	0035722445400									
AXON SECURITIES S.A.				a			a			
48, ΣΤΑΔΙΟΥ 48 ΑΘΗΝΑ	2103363800									
BETA SECURITIES S.A.				a		a	a			a
29, ΑΛΕΞΑΝΔΡΑΣ 29 ΑΘΗΝΑ	210 6478900									
BNP PARIBAS S.A.									a	
, ΛΑΜΨΑΚΟΥ 2 ΑΘΗΝΑ	2107468525									
BOFA SECURITIES EUROPE SA				a	a					
, 51 RUE LA BOËTIE	+33 153655555									
CITIGROUP GLOBAL MARKETS EUROPE AG				a	a					
16, REUTERWEG 16	+49 691366-0									
CITIGROUP GLOBAL MARKETS LIMITED				a						
1, 33 CANADA SQUARE -CANARY WHARF	+44 02079864000									
CREDIT SUISSE BANK (EUROPE), S.A.				a						
, CALLE AYALA 42, 3A PLANTA-B MADRID	+34917916000									
CREDIT SUISSE SECURITIES (EUROPE) LIMITED				a						
1, ONE CABOT SQUARE LONDON	+44 2078888888									
CYCLOS SECURITIES S.A.				a			a			
39, ΧΑΡΙΛΑΟΥ ΤΡΙΚΟΥΠΗ 6-8-10 ΑΘΗΝΑ	2103364300									
DEUTSCHE BANK S.A.					a					
1, GREAT WINCHESTER STREET LONDON	+44 20 754 54209	00441133361437								
EUROBANK EQUITIES INVESTMENT FIRM SINGLE MEMBER SA				a		a	a	a		a
, ΦΙΛΕΛΛΗΝΩΝ 10 & ΞΕΝΟΦΩΝΤΟΣ 13 ΑΘΗΝΑ	2103720425									
EUROBANK S.A.									a	
, ΟΘΩΝΟΣ 8 ΑΘΗΝΑ	2144043907									
EUROCORP INVESTMENT SERVICES S.A.				a			a			a
14, ΠΛ.ΦΙΛΙΚΗΣ ΕΤΑΙΡΕΙΑΣ 14 ΑΘΗΝΑ	2107263600									
EUROTRUST INVESTMENT FIRM SA				a						
113, ΣΕΒΑΣΤΟΥΠΟΛΕΩΣ 113 ΑΘΗΝΑ	2103363100									
EUROXX SECURITIES S.A.				a		a	a	a		a
7, ΠΑΛΕΟΛΟΓΟΥ ΧΑΛΑΝΔΡΙ	+30 2106879400	210-6879401								
7, ΠΑΛΑΙΟΛΟΓΟΥ ΧΑΛΑΝΔΡΙ	(210)-6879400	(210)-6879401								
FREEDOM FINANCE EUROPE LTD				a	a					
, ΧΡΙΣΤΑΚΗ ΚΡΑΝΟΥ 20	035725257786									
G. A. PERVANAS SECURITIES- INVESTMENT SERVICES S.A.				a						
7-9, ΣΟΦΟΚΛΕΟΥΣ 7-9 ΑΘΗΝΑ	2103727200									
GLOBAL CAPITAL SECURITIES & FINANCIAL SERVICES LTD				a	a					
50, ΛΑΡΧΙΕΠΙΣΚΟΠΟΥ ΜΑΚΑΡΙΟΥ Γ50	0035722710710									
GREENPOST TRADING EUROPE LTD				a	a					
, ΚΙΜΩΝΟΣ 3, ACROPOLIS MANSIONS, 2ND FLOOR, FLAT/OFFICE 202	035722521389									
HELLENIC AMERICAN SECURITIES S.A.				a		a	a			a
27, ΑΝΔΡΕΑ ΠΑΠΑΝΔΡΕΟΥ 27 ΜΑΡΟΥΣΙ	2103311100									
HELLENIC BANK (INVESTMENTS) LTD					a					
, ΑVE.ΚΥΡΙΑΚΟΥ ΜΑΤΣΙ 31 - PO BOX 24747 NICOSIA	+357 22500100	357 22500110								
HSBC CONTINENTAL EUROPE									a	
109-111, Α.ΜΕΣΟΓΕΙΩΝ 109-111	2106960000									
INDEX SECURITIES S.A.				a						
6, ΔΡΑΓΑΤΣΑΝΙΟΥ 6 ΑΘΗΝΑ	2103213920									
J. CHR. MAVRIKIS SECURITIES S.A.				a						
5, ΣΟΦΟΚΛΕΟΥΣ 5 ΑΘΗΝΑ	2103216730									



## Athex &amp; ATHEXClear Members List

Member Name				Stock Market			Derivatives Market		ATHEXClear Member	
	Address	Phone	Fax	Market Member	Remote Member	Market Maker	Proprietary	Market Maker	General Clearing	Direct Clearing
KAPPA SECURITIES S.A.				a			a			
15, ΒΑΛΑΩΡΙΤΟΥ 15 ΑΘΗΝΑ	2103678600									
KARAMANOF SECURITIES & INVESTMENT SERVICES S.A.				a						
2, ΠΛ.ΑΓ.ΘΕΟΔΩΡΩΝ 2 ΑΘΗΝΑ	2103212947									
LAIKI FINANCIAL SERVICES LTD					a					
26, AVE. VYRONOS NICOSIA	357 22367367	357 22718567								
LEON DEPOLAS SECURITIES S.A.				a		a	a			
1, ΧΡΗΣΤΟΥ ΛΑΔΑ 1 ΑΘΗΝΑ	2103213276 -28									
MEGA EQUITY SECURITIES & FINANCIAL SERVICES PUBLIC LTD				a	a		a			
42-44, ΛΕΩΦ.ΓΡΙΒΑ ΔΙΓΕΝΗ 42-44	0035722711711									
MERIT SECURITIES S.A				a		a	a			a
5, ΣΟΦΟΚΛΕΟΥΣ 5 ΑΘΗΝΑ	2141008814									
MERRILL LYNCH INTERNATIONAL				a						
2, 2 KING EDWARD STREET LONDON	+44 20276281000									
N. CHRYSOCHOIDIS STOCK BROKERAGE I.S.S.A.				a			a			a
7-9, ΣΟΦΟΚΛΕΟΥΣ 7-9 ΑΘΗΝΑ	2103213913									
NATIONAL BANK OF GREECE S.A.				a		a	a		a	
86, ΑΙΟΛΟΥ ΣΤΡ. ΑΘΗΝΑ	(210)-3341000	(210)-3228187								
68, ΑΚΑΔΙΜΙΑΣ ΣΤΡ. ΑΘΗΝΑ	(210)-3328817	(210)-3328678								
NATIONAL SECURITIES SINGLE MEMBER SA				a		a	a	a		
66, ΛΕΩΦΟΡΟΣ ΑΘΗΝΩΝ 128-132 & ΙΦΙΓΕΝΙΑΣ ΑΘΗΝΑ	2103328784									
NUNTIUS BROKERAGE AND INVESTMENT SERVICES SINGLE MEMBER S.A.				a			a			
6, ΔΡΑΓΑΤΣΑΝΙΟΥ 6 ΑΘΗΝΑ	2103350599									
ONE PLUS CAPITAL LIMITED				a	a					
, 75 PRODROMOU AVENUE NICOSIA 1307	35722873760									
OPTIMA BANK S.A.				a		a	a	a	a	
, ΑΙΓΙΑΛΕΙΑΣ 32 & ΠΑΡΑΔΕΙΣΟΥ ΜΑΡΟΥΣΙ	210 8173000									
PANCRETA BANK S.A									a	
, ΙΚΑΡΟΥ 5	2810338746									
PANTELAKIS SECURITIES S.A.				a		a	a	a		
57, ΕΘΝΙΚΗΣ ΑΝΤΙΣΤΑΣΕΩΣ 57, ΚΤΙΠΙΟ Β CHALANDRI	2106965000									
PIRAEUS BANK S.A.				a			a		a	
, ΑΜΕΡΙΚΗΣ 4 ΑΘΗΝΑ	2103335000									
PIRAEUS SECURITIES S. A.				a		a	a	a		a
10, ΣΤΑΔΙΟΥ 10 ΑΘΗΝΑ	2103354100									
PROCHOICE SECURITIES LTD				a	a					
57, ΛΕΩΦ.ΣΠΥΡΟΥ ΚΥΠΡΙΑΝΟΥ 57, ΑΚΙΝΗΤΑ Φ	035724661192									
SHARELINK SECURITIES & FINANCIAL SERVICES LTD				a			a			
6, HOUSE-ΘΕΟΤΟΚΗ 6 ΜΕΓΑΡΟ ΕΛΜΗΝΑ	+357 22554200									
SOCIETE GENERALE S.A.				a	a		a			
, 17 COURS VALMY, CEDEX	+157290504									
SOLIDUS SECURITIES S.A				a			a			a
64, ΛΟΥΙΖΗΣ ΠΙΑΝΚΟΥΡ 64 ΑΘΗΝΑ	2106900605									
ST. EM. LAVRENTAKIS SECURITIES S.A.				a						
7-9, ΣΟΦΟΚΛΕΟΥΣ 7-9 ΑΘΗΝΑ	2103213336									
THE CYPRUS INVESTMENT & SECURITIES CORPORATION LTD				a	a					
154, 1 AG. PROKOPIOU & POSIDONOS 1ST FLOOR	0035722121700									
UBS EUROPE SE				a	a					
, OPERNTURM, BOCKENHEIMER LANDSTRASSE 2-4	496921790									
UBS LIMITED					a					
1, FINSBURY AVENUE LONDON	+44 2075687135									
VIGOR FINANCE INVESTMENT SERVICES S.A.				a		a	a	a		
, ΨΥΧΑΡΗ 14 Ν. ΨΥΧΙΚΟ	2106718400									

Underlying Asset				Derivatives Market													
Price max	Price min	Closing price	change	Delivery Month	Open price	Price max	Price min	Last price	Closing price	Last Bid	Last Ask	Fixing price*	Life high	Life low	Trades	Volume	Open Interest
<b>FTSE/Athex Large Cap</b>				(Trade Unit: 1 Index Point x 2E, Cash Settlement)													
3,924.54	3,898.19	3,924.54	0.06%	February 2025	3,915.00	3,925.00	3,897.00	3,925.00	3,925.00	---	---	---	3,925.75	---	74	236	4,987
				March 2025	3,910.00	3,923.00	3,899.00	3,923.00	3,923.00	---	---	---	3,925.00	---	32	97	478
				April 2025	---	---	---	---	3,936.00	---	---	---	---	---	---	---	---
				June 2025	---	---	---	---	3,950.00	---	---	---	---	---	---	---	---
				September 2025	---	---	---	---	3,969.75	---	---	---	---	---	---	---	---
				December 2025	---	---	---	---	3,989.50	---	---	---	---	---	---	---	---
<b>FTSE/Athex Banks</b>				(Trade Unit: 1 Index Point x 15E, Cash Settlement)													
1,458.91	1,438.92	1,451.90	-0.48%	March 2025	---	---	---	---	1,479.00	---	---	---	1,464.00	---	---	---	1,473
				June 2025	---	---	---	---	1,469.25	---	---	---	---	---	---	---	---
				September 2025	---	---	---	---	1,476.50	---	---	---	---	---	---	---	---
				December 2025	---	---	---	---	1,484.00	---	---	---	---	---	---	---	---
<b>MSCI GREECE REBASED</b>				(Trade Unit: 1 Index Point x 2E, Cash Settlement)													
6,174.34	6,111.38	6,153.67	-0.33%	February 2025	---	---	---	---	6,169.75	---	---	---	5,986.25	---	---	---	---
				March 2025	---	---	---	---	6,171.25	---	---	---	5,989.25	---	---	---	---
				April 2025	---	---	---	---	6,172.75	---	---	---	5,989.25	---	---	---	---
				May 2025	---	---	---	---	6,172.75	---	---	---	5,989.25	---	---	---	---
				June 2025	---	---	---	---	6,218.00	---	---	---	---	---	---	---	---
				July 2025	---	---	---	---	6,227.50	---	---	---	---	---	---	---	---
				September 2025	---	---	---	---	6,249.00	---	---	---	---	---	---	---	---
				December 2025	---	---	---	---	6,280.25	---	---	---	---	---	---	---	---

Derivatives notes

Fixing prices and final open positions can be retrieved from the following path <http://www.helex.gr/el/web/guest/statistics-end-of-day-derivatives>

Underlying Asset				Derivatives Market													
Price max	Price min	Closing price	change	Delivery Month	Open price	Price max	Price min	Last price	Closing price	Last Bid	Last Ask	Fixing price*	Life high	Life low	Trades	Volume	Open Interest
<b>ADMIE (IPTO) HOLDING S.A. (CR)</b>				(Contract Size: 100 Securities, Physical Delivery)													
2.85	2.765	2.85	2.15%	March 2025	2.80	2.86	2.80	2.85	2.85	---	---	---	2.86	---	39	279	20,268
				June 2025	---	---	---	---	2.81	---	---	---	---	---	---	---	---
				September 2025	---	---	---	---	2.82	---	---	---	---	---	---	---	---
				December 2025	---	---	---	---	2.84	---	---	---	---	---	---	---	---
<b>AEGEAN AIRLINES (CR)</b>				(Contract Size: 100 Securities, Physical Delivery)													
10.86	10.63	10.75	0.19%	March 2025	10.77	10.88	10.69	10.83	10.83	---	---	---	11.15	---	35	136	3,866
				June 2025	---	---	---	---	10.80	---	---	---	10.80	---	---	---	1
				September 2025	---	---	---	---	10.86	---	---	---	---	---	---	---	---
				December 2025	---	---	---	---	10.91	---	---	---	---	---	---	---	---
<b>AKTOR S.A. HOLDING CO. (CR)</b>				(Contract Size: 101 Securities, Physical Delivery)													
5.34	5.03	5.33	5.75%	March 2025	5.06	5.34	5.06	5.33	5.33	---	---	---	5.34	4.70	145	1,189	9,568
				June 2025	5.20	5.30	5.20	5.30	5.30	---	---	---	5.30	---	5	157	3,263
				September 2025	---	---	---	---	5.10	---	---	---	---	---	---	---	---
				December 2025	---	---	---	---	5.13	---	---	---	---	---	---	---	---
<b>ALPHA SERVICES HOLD (CR)</b>				(Contract Size: 100 Securities, Physical Delivery)													
1.875	1.838	1.8695	1.19%	March 2025	1.85	1.88	1.84	1.87	1.87	---	---	---	1.88	---	256	17,219	167,808
				June 2025	---	---	---	---	1.89	---	---	---	1.80	---	---	---	230
				September 2025	---	---	---	---	1.87	---	---	---	---	---	---	---	---
				December 2025	---	---	---	---	1.88	---	---	---	---	---	---	---	---
<b>ATHENS INTL AIRPORT (CR)</b>				(Contract Size: 100 Securities, Physical Delivery)													
8.48	8.4	8.44	0.36%	March 2025	---	---	---	---	8.55	---	---	---	8.66	---	---	---	274
				June 2025	---	---	---	---	8.47	---	---	---	---	---	---	---	---
				September 2025	---	---	---	---	8.51	---	---	---	---	---	---	---	---
				December 2025	---	---	---	---	8.55	---	---	---	---	---	---	---	---
<b>AUTOHELLAS SA (CR)</b>				(Contract Size: 100 Securities, Physical Delivery)													
11.04	10.94	10.94	-0.55%	March 2025	---	---	---	---	10.70	---	---	---	11.32	---	---	---	117
				June 2025	---	---	---	---	11.08	---	---	---	---	---	---	---	---
				September 2025	---	---	---	---	11.13	---	---	---	---	---	---	---	---
				December 2025	---	---	---	---	11.19	---	---	---	---	---	---	---	---
<b>AVAX S.A. (CR)</b>				(Contract Size: 100 Securities, Physical Delivery)													
2.175	2.13	2.15	1.18%	March 2025	2.14	2.15	2.13	2.14	2.14	---	---	---	2.15	---	6	11	1,096
				June 2025	---	---	---	---	2.14	---	---	---	---	---	---	---	---
				September 2025	---	---	---	---	2.15	---	---	---	---	---	---	---	---
				December 2025	---	---	---	---	2.16	---	---	---	---	---	---	---	---

Derivatives notes

Fixing prices and final open positions can be retrieved from the following path <http://www.helex.gr/el/web/guest/statistics-end-of-day-derivatives>

Underlying Asset				Derivatives Market													
Price max	Price min	Closing price	change	Delivery Month	Open price	Price max	Price min	Last price	Closing price	Last Bid	Last Ask	Fixing price*	Life high	Life low	Trades	Volume	Open Interest
<b>BANK OF CYPRUS (CR)</b>				(Contract Size: 100 Securities, Physical Delivery)													
5.1	5.04	5.08	0.79%	March 2025	5.04	5.10	5.04	5.10	5.10	---	---	---	5.13	---	4	9	63
				June 2025	---	---	---	---	5.08	---	---	---	---	---	---	---	---
				September 2025	---	---	---	---	5.10	---	---	---	---	---	---	---	---
				December 2025	---	---	---	---	5.13	---	---	---	---	---	---	---	---
<b>CC HBC AG (CR)</b>				(Contract Size: 100 Securities, Physical Delivery)													
38.68	38.24	38.68	0.47%	March 2025	38.21	38.54	38.21	38.53	38.53	---	---	---	38.70	---	3	5	144
				June 2025	---	---	---	---	38.77	---	---	---	---	---	---	---	---
				September 2025	---	---	---	---	38.97	---	---	---	---	---	---	---	---
				December 2025	---	---	---	---	39.16	---	---	---	---	---	---	---	---
<b>CENERGY HOLDINGS (CB)</b>				(Contract Size: 100 Securities, Physical Delivery)													
9.58	9.46	9.46	-0.94%	March 2025	9.58	9.61	9.50	9.50	9.50	---	---	---	10.05	---	28	97	6,571
				June 2025	---	---	---	---	9.62	---	---	---	---	---	---	---	---
				September 2025	---	---	---	---	9.67	---	---	---	---	---	---	---	---
				December 2025	---	---	---	---	9.71	---	---	---	---	---	---	---	---
<b>ELLAKTOR (CR)</b>				(Contract Size: 100 Securities, Physical Delivery)													
2.295	2.27	2.285	-0.44%	March 2025	2.29	2.29	2.29	2.29	2.29	---	---	---	2.37	---	2	40	2,197
				June 2025	---	---	---	---	2.31	---	---	---	---	---	---	---	---
				September 2025	---	---	---	---	2.32	---	---	---	---	---	---	---	---
				December 2025	---	---	---	---	2.33	---	---	---	---	---	---	---	---
<b>ELVALHALCOR (CR)</b>				(Contract Size: 100 Securities, Physical Delivery)													
2.085	2.05	2.065	0.24%	March 2025	2.08	2.10	2.07	2.08	2.08	---	---	---	2.28	---	64	530	6,966
				June 2025	---	---	---	---	2.07	---	---	---	---	---	---	---	---
				September 2025	---	---	---	---	2.08	---	---	---	---	---	---	---	---
				December 2025	---	---	---	---	2.10	---	---	---	---	---	---	---	---
<b>EUROBANK HOLDINGS (CR)</b>				(Contract Size: 100 Securities, Physical Delivery)													
2.456	2.422	2.444	-0.65%	March 2025	2.45	2.46	2.42	2.45	2.45	---	---	---	2.50	---	103	2,922	17,293
				June 2025	---	---	---	---	2.46	---	---	---	2.36	---	---	---	1
				September 2025	---	---	---	---	2.49	---	---	---	---	---	---	---	---
				December 2025	---	---	---	---	2.50	---	---	---	---	---	---	---	---
<b>EYDAP S.A. (CR)</b>				(Contract Size: 100 Securities, Physical Delivery)													
6.13	6.04	6.12	0.66%	March 2025	6.11	6.16	6.11	6.14	6.14	---	---	---	6.16	---	5	35	4,194
				June 2025	---	---	---	---	6.12	---	---	---	---	---	---	---	---
				September 2025	---	---	---	---	6.15	---	---	---	---	---	---	---	---
				December 2025	---	---	---	---	6.18	---	---	---	---	---	---	---	---

Derivatives notes

Fixing prices and final open positions can be retrieved from the following path <http://www.helex.gr/el/web/guest/statistics-end-of-day-derivatives>

Underlying Asset				Derivatives Market													
Price max	Price min	Closing price	change	Delivery Month	Open price	Price max	Price min	Last price	Closing price	Last Bid	Last Ask	Fixing price*	Life high	Life low	Trades	Volume	Open Interest
<b>FOURLIS (CR)</b>																	
(Contract Size: 100 Securities, Physical Delivery)																	
4.34	4.205	4.3	0.23%	March 2025	4.23	4.31	4.23	4.31	4.31	---	---	---	4.35	---	14	45	820
---	---	---	---	June 2025	---	---	---	---	4.32	---	---	---	---	---	---	---	---
---	---	---	---	September 2025	---	---	---	---	4.34	---	---	---	---	---	---	---	---
---	---	---	---	December 2025	---	---	---	---	4.36	---	---	---	---	---	---	---	---
<b>GEK TERNA (CR)</b>																	
(Contract Size: 100 Securities, Physical Delivery)																	
19.06	18.88	19.06	0.42%	March 2025	19.02	19.10	18.98	19.07	19.07	---	---	---	19.10	---	14	96	11,906
---	---	---	---	June 2025	---	---	---	---	19.11	---	---	---	---	---	---	---	---
---	---	---	---	September 2025	---	---	---	---	19.21	---	---	---	---	---	---	---	---
---	---	---	---	December 2025	---	---	---	---	19.31	---	---	---	---	---	---	---	---
<b>HELLENIC EXCHANGES-A.S.E. (CR)</b>																	
(Contract Size: 100 Securities, Physical Delivery)																	
5.08	4.99	5.07	1.40%	March 2025	5.00	5.08	5.00	5.07	5.07	---	---	---	5.08	---	27	120	2,996
---	---	---	---	June 2025	---	---	---	---	5.04	---	---	---	---	---	---	---	---
---	---	---	---	September 2025	---	---	---	---	5.06	---	---	---	---	---	---	---	---
---	---	---	---	December 2025	---	---	---	---	5.09	---	---	---	---	---	---	---	---
<b>HELLENIQ ENERGY (CR)</b>																	
(Contract Size: 100 Securities, Physical Delivery)																	
7.99	7.87	7.985	1.46%	March 2025	7.89	8.01	7.88	7.97	7.97	---	---	---	8.01	---	84	455	4,731
---	---	---	---	June 2025	---	---	---	---	7.93	---	---	---	---	---	---	---	---
---	---	---	---	September 2025	---	---	---	---	7.97	---	---	---	---	---	---	---	---
---	---	---	---	December 2025	---	---	---	---	8.01	---	---	---	---	---	---	---	---
<b>INTRACOM HOLDINGS (CR)</b>																	
(Contract Size: 100 Securities, Physical Delivery)																	
3.165	3.095	3.13	0.00%	March 2025	3.17	3.19	3.12	3.15	3.15	---	---	---	3.36	---	72	295	12,371
---	---	---	---	June 2025	---	---	---	---	3.18	---	---	---	2.98	---	---	---	31
---	---	---	---	September 2025	---	---	---	---	3.17	---	---	---	---	---	---	---	---
---	---	---	---	December 2025	---	---	---	---	3.18	---	---	---	---	---	---	---	---
<b>JUMBO SA (CR)</b>																	
(Contract Size: 100 Securities, Physical Delivery)																	
27.78	27.12	27.38	-1.44%	March 2025	27.15	27.31	27.15	27.30	27.30	---	---	---	27.65	---	6	13	417
---	---	---	---	June 2025	---	---	---	---	27.98	---	---	---	---	---	---	---	---
---	---	---	---	September 2025	---	---	---	---	28.12	---	---	---	---	---	---	---	---
---	---	---	---	December 2025	---	---	---	---	28.26	---	---	---	---	---	---	---	---
<b>LAMDA DEVELOPMENT SA (CR)</b>																	
(Contract Size: 100 Securities, Physical Delivery)																	
7.05	6.97	6.97	-0.43%	March 2025	7.05	7.09	6.98	7.00	7.00	---	---	---	7.57	---	65	309	7,580
---	---	---	---	June 2025	---	---	---	---	7.05	---	---	---	---	---	---	---	---
---	---	---	---	September 2025	---	---	---	---	7.08	---	---	---	---	---	---	---	---
---	---	---	---	December 2025	---	---	---	---	7.12	---	---	---	---	---	---	---	---

Derivatives notes

Fixing prices and final open positions can be retrieved from the following path <http://www.helex.gr/el/web/guest/statistics-end-of-day-derivatives>

Underlying Asset				Derivatives Market													
Price max	Price min	Closing price	change	Delivery Month	Open price	Price max	Price min	Last price	Closing price	Last Bid	Last Ask	Fixing price*	Life high	Life low	Trades	Volume	Open Interest
<b>METLEN ENERGY &amp; METALS (CR)</b>				(Contract Size: 100 Securities, Physical Delivery)													
36.38	35.92	36.1	0.39%	March 2025	36.29	36.39	36.00	36.04	36.04	---	---	---	36.39	---	70	150	7,983
				June 2025	---	---	---	---	36.21	---	---	---	---	---	---	---	---
				September 2025	---	---	---	---	36.40	---	---	---	---	---	---	---	---
				December 2025	---	---	---	---	36.58	---	---	---	---	---	---	---	---
<b>MIG (CR)</b>				(Contract Size: 100 Securities, Physical Delivery)													
2.865	2.835	2.845	-1.04%	March 2025	---	---	---	---	2.88	---	---	---	3.07	---	---	---	225
				June 2025	---	---	---	---	2.90	---	---	---	---	---	---	---	---
				September 2025	---	---	---	---	2.91	---	---	---	---	---	---	---	---
				December 2025	---	---	---	---	2.92	---	---	---	---	---	---	---	---
<b>MOTOR OIL (CR)</b>				(Contract Size: 100 Securities, Physical Delivery)													
22.66	22.28	22.64	1.98%	March 2025	22.28	22.70	22.28	22.66	22.66	---	---	---	22.70	---	142	457	7,143
				June 2025	22.65	22.65	22.65	22.65	22.65	---	---	---	22.65	---	2	20	---
				September 2025	---	---	---	---	22.47	---	---	---	---	---	---	---	---
				December 2025	---	---	---	---	22.58	---	---	---	---	---	---	---	---
<b>NATIONAL BANK (CR)</b>				(Contract Size: 100 Securities, Physical Delivery)													
8.588	8.378	8.416	-2.14%	March 2025	8.54	8.56	8.40	8.46	8.46	---	---	---	8.63	---	157	1,318	16,130
				June 2025	---	---	---	---	8.68	---	---	---	8.84	---	---	---	153
				September 2025	---	---	---	---	8.70	---	---	---	---	---	---	---	---
				December 2025	---	---	---	---	8.75	---	---	---	---	---	---	---	---
<b>OPAP (CR)</b>				(Contract Size: 100 Securities, Physical Delivery)													
17	16.85	16.85	-1.17%	March 2025	---	---	---	---	17.01	---	---	---	17.02	---	---	---	1,089
				June 2025	---	---	---	---	16.68	---	---	---	16.66	---	---	---	1
				September 2025	---	---	---	---	17.26	---	---	---	---	---	---	---	---
				December 2025	---	---	---	---	17.34	---	---	---	---	---	---	---	---
<b>OPTIMA BANK (CR)</b>				(Contract Size: 100 Securities, Physical Delivery)													
13.9	13.2	13.8	3.29%	March 2025	13.35	13.81	13.31	13.81	13.81	---	---	---	13.81	---	12	45	55
				June 2025	---	---	---	---	13.45	---	---	---	---	---	---	---	---
				September 2025	---	---	---	---	13.52	---	---	---	---	---	---	---	---
				December 2025	---	---	---	---	13.59	---	---	---	---	---	---	---	---
<b>OTE (CR)</b>				(Contract Size: 100 Securities, Physical Delivery)													
15.07	14.63	15.07	2.38%	March 2025	14.72	15.16	14.72	15.07	15.07	---	---	---	15.20	---	152	1,098	3,475
				June 2025	---	---	---	---	14.82	---	---	---	---	---	---	---	---
				September 2025	---	---	---	---	14.90	---	---	---	---	---	---	---	---
				December 2025	---	---	---	---	14.97	---	---	---	---	---	---	---	---

Derivatives notes

Fixing prices and final open positions can be retrieved from the following path <http://www.helex.gr/el/web/guest/statistics-end-of-day-derivatives>

Underlying Asset				Derivatives Market													
Price max	Price min	Closing price	change	Delivery Month	Open price	Price max	Price min	Last price	Closing price	Last Bid	Last Ask	Fixing price*	Life high	Life low	Trades	Volume	Open Interest
<b>P.P.A. S.A. (CR)</b>				(Contract Size: 100 Securities, Physical Delivery)													
33.75	33.05	33.6	1.36%	March 2025	---	---	---	---	33.23	---	---	---	33.16	---	---	---	135
				June 2025	---	---	---	---	33.38	---	---	---	---	---	---	---	---
				September 2025	---	---	---	---	33.55	---	---	---	---	---	---	---	---
				December 2025	---	---	---	---	33.72	---	---	---	---	---	---	---	---
<b>PIRAEUS FINANCIAL HOLD (CR)</b>				(Contract Size: 100 Securities, Physical Delivery)													
4.68	4.597	4.672	0.26%	March 2025	4.63	4.70	4.61	4.67	4.67	---	---	---	4.70	---	116	1,780	58,165
				June 2025	---	---	---	---	4.69	---	---	---	4.67	---	---	---	4
				September 2025	---	---	---	---	4.72	---	---	---	---	---	---	---	---
				December 2025	---	---	---	---	4.74	---	---	---	---	---	---	---	---
<b>PPC (CR)</b>				(Contract Size: 100 Securities, Physical Delivery)													
13.84	13.55	13.8	0.73%	March 2025	13.74	13.84	13.61	13.84	13.84	---	---	---	13.85	---	65	383	22,471
				June 2025	---	---	---	---	13.78	---	---	---	13.68	---	---	---	32
				September 2025	---	---	---	---	13.87	---	---	---	---	---	---	---	---
				December 2025	---	---	---	---	13.94	---	---	---	---	---	---	---	---
<b>QUEST HOLDINGS (CR)</b>				(Contract Size: 100 Securities, Physical Delivery)													
6.54	6.41	6.48	0.62%	March 2025	6.46	6.46	6.46	6.46	6.46	---	---	---	6.51	---	1	1	163
				June 2025	---	---	---	---	6.49	---	---	---	---	---	---	---	---
				September 2025	---	---	---	---	6.52	---	---	---	---	---	---	---	---
				December 2025	---	---	---	---	6.55	---	---	---	---	---	---	---	---
<b>TERNA ENERGY (CR)</b>				(Contract Size: 100 Securities, Physical Delivery)													
20.02	20	20	0.00%	March 2025	---	---	---	---	19.93	---	---	---	20.13	---	---	---	25
<b>TITAN CEMENT (CB)</b>				(Contract Size: 100 Securities, Physical Delivery)													
43.65	42.65	43	-0.23%	March 2025	43.50	43.50	42.72	43.00	43.00	---	---	---	45.75	---	16	26	671
				June 2025	---	---	---	---	43.40	---	---	---	---	---	---	---	---
				September 2025	---	---	---	---	43.62	---	---	---	---	---	---	---	---
				December 2025	---	---	---	---	43.84	---	---	---	---	---	---	---	---
<b>VIOHALCO SA/NV (CB)</b>				(Contract Size: 100 Securities, Physical Delivery)													
5.87	5.77	5.86	1.03%	March 2025	5.85	5.89	5.81	5.88	5.88	---	---	---	6.13	---	35	141	5,568
				June 2025	---	---	---	---	5.90	---	---	---	5.96	---	---	---	5
				September 2025	---	---	---	---	5.87	---	---	---	---	---	---	---	---
				December 2025	---	---	---	---	5.90	---	---	---	---	---	---	---	---

Derivatives notes

Fixing prices and final open positions can be retrieved from the following path <http://www.helex.gr/el/web/guest/statistics-end-of-day-derivatives>

FTSE/Athex Large Cap

(Trade Unit: 1 Index Point x 2€ - Exercise Style: European, Cash Settlement)

Call Options														Put Options																													
February 2025							March 2025							Other Months		February 2025							March 2025							Other Months		Exercise Price											
Exercise Price	Open price	Price max	Price min	Last price	Closing price	Volume	Open Interest	Open price	Price max	Price min	Last price	Closing price	Volume	Open Interest	Volume	Open Interest	Open price	Price max	Price min	Last price	Closing price	Volume	Open Interest	Open price	Price max	Price min	Last price	Closing price	Volume	Open Interest	Volume		Open Interest										
3,000	-	-	-	-	-	-	-	0.00	0.00	0.00	-	916.00	-	-	-	-	-	-	-	-	-	-	-	0.00	0.00	0.00	-	0.01	-	-	-	-	0.00	0.00	0.00	-	0.01	-	-	-	-	-	3,000
3,050	0.00	0.00	0.00	-	968.00	-	-	0.00	0.00	0.00	-	867.00	-	-	-	-	0.00	0.00	0.00	-	0.01	-	-	0.00	0.00	0.00	-	0.01	-	-	-	-	0.00	0.00	0.00	-	0.01	-	-	-	-	3,050	
3,100	0.00	0.00	0.00	-	818.00	-	-	0.00	0.00	0.00	-	817.00	-	-	-	-	0.00	0.00	0.00	-	0.01	-	-	0.00	0.00	0.00	-	0.01	-	-	-	-	0.00	0.00	0.00	-	0.01	-	-	-	-	3,100	
3,150	0.00	0.00	0.00	-	768.00	-	-	0.00	0.00	0.00	-	767.00	-	-	-	-	0.00	0.00	0.00	-	0.01	-	-	0.00	0.00	0.00	-	0.04	-	-	-	-	0.00	0.00	0.00	-	0.04	-	-	-	-	3,150	
3,200	0.00	0.00	0.00	-	718.00	-	-	0.00	0.00	0.00	-	717.00	-	-	-	-	0.00	0.00	0.00	-	0.01	-	-	0.00	0.00	0.00	-	0.01	-	-	-	-	0.00	0.00	0.00	-	0.01	-	-	-	-	3,200	
3,250	0.00	0.00	0.00	-	668.00	-	-	0.00	0.00	0.00	-	667.00	-	-	-	-	0.00	0.00	0.00	-	0.04	-	-	0.00	0.00	0.00	-	0.04	-	-	-	-	0.00	0.00	0.00	-	0.04	-	-	-	-	3,250	
3,300	0.00	0.00	0.00	-	618.00	-	-	0.00	0.00	0.00	-	617.00	-	-	-	-	0.00	0.00	0.00	-	0.01	-	-	0.00	0.00	0.00	-	0.09	-	-	-	-	0.00	0.00	0.00	-	0.09	-	-	-	-	3,300	
3,350	0.00	0.00	0.00	-	568.00	-	-	0.00	0.00	0.00	-	567.00	-	-	-	-	0.00	0.00	0.00	-	0.01	-	-	0.00	0.00	0.00	-	0.23	-	-	-	-	0.00	0.00	0.00	-	0.23	-	-	-	-	3,350	
3,400	0.00	0.00	0.00	-	519.00	-	-	0.00	0.00	0.00	-	518.00	-	-	-	-	0.00	0.00	0.00	-	0.01	-	-	0.00	0.00	0.00	-	0.51	-	-	-	-	0.00	0.00	0.00	-	0.51	-	-	-	-	3,400	
3,450	0.00	0.00	0.00	-	469.00	-	20	0.00	0.00	0.00	-	468.00	-	-	-	-	0.00	0.00	0.00	-	0.01	-	15	0.00	0.00	0.00	-	1.10	-	-	-	-	0.00	0.00	0.00	-	1.10	-	-	-	-	3,450	
3,500	0.00	0.00	0.00	-	419.00	-	40	0.00	0.00	0.00	-	420.00	-	-	-	-	0.00	0.00	0.00	-	0.01	-	-	0.00	0.00	0.00	-	2.10	-	-	-	-	0.00	0.00	0.00	-	2.10	-	-	-	-	3,500	
3,550	0.00	0.00	0.00	-	369.00	-	141	0.00	0.00	0.00	-	371.00	-	-	-	-	1.50	0.00	1.50	1.50	1.50	1	1	0.00	0.00	0.00	-	4.00	-	-	-	-	0.00	0.00	0.00	-	4.00	-	-	-	-	3,550	
3,600	0.00	0.00	0.00	-	319.00	-	20	0.00	0.00	0.00	-	325.00	-	-	-	-	0.00	0.00	0.00	-	0.02	-	88	0.00	0.00	0.00	-	7.00	-	-	-	-	0.00	0.00	0.00	-	7.00	-	-	-	-	3,600	
3,650	0.00	0.00	0.00	-	269.00	-	62	0.00	0.00	0.00	-	280.00	-	20	-	-	0.00	0.00	0.00	-	0.14	-	144	0.00	0.00	0.00	-	11.75	-	-	-	-	0.00	0.00	0.00	-	11.75	-	-	-	-	3,650	
3,700	0.00	0.00	0.00	-	219.00	-	35	0.00	0.00	0.00	-	237.00	-	21	-	-	0.00	0.00	0.00	-	0.64	-	104	0.00	0.00	0.00	-	19.00	-	61	-	-	0.00	0.00	0.00	-	19.00	-	61	-	-	3,700	
3,750	0.00	0.00	0.00	-	171.00	-	20	0.00	0.00	0.00	-	197.00	-	-	-	-	0.00	0.00	0.00	-	2.30	-	53	0.00	0.00	0.00	-	29.00	-	20	-	-	0.00	0.00	0.00	-	29.00	-	20	-	-	3,750	
3,800	0.00	0.00	0.00	-	125.00	-	92	0.00	0.00	0.00	-	160.00	-	20	-	-	7.00	0.00	7.00	9.00	9.00	76	25	0.00	0.00	0.00	-	42.50	-	40	-	-	0.00	0.00	0.00	-	42.50	-	40	-	-	3,800	
3,850	0.00	0.00	0.00	-	85.00	-	43	0.00	0.00	0.00	-	128.00	-	3	-	-	22.25	0.00	17.50	17.50	17.50	20	40	0.00	0.00	0.00	-	60.00	-	1	-	-	0.00	0.00	0.00	-	60.00	-	1	-	-	3,850	
3,900	45.50	45.50	45.50	45.50	45.50	5	22	0.00	0.00	0.00	-	100.00	-	42	-	-	0.00	45.50	0.00	-	33.75	-	6	0.00	0.00	0.00	-	81.50	-	40	-	-	0.00	0.00	0.00	-	81.50	-	40	-	-	3,900	
3,950	0.00	0.00	0.00	-	28.75	-	1	0.00	0.00	0.00	-	76.00	-	1	-	-	0.00	0.00	0.00	-	60.00	-	-	0.00	0.00	0.00	-	108.00	-	-	-	-	0.00	0.00	0.00	-	108.00	-	-	-	-	3,950	
4,000	0.00	0.00	0.00	-	14.00	-	4	0.00	0.00	0.00	-	56.50	-	20	-	-	0.00	0.00	0.00	-	95.00	-	-	0.00	0.00	0.00	-	138.00	-	-	-	-	0.00	0.00	0.00	-	138.00	-	-	-	-	4,000	
4,100	0.00	0.00	0.00	-	2.20	-	-	0.00	0.00	0.00	-	29.00	-	-	-	-	0.00	0.00	0.00	-	183.00	-	-	0.00	0.00	0.00	-	210.00	-	-	-	-	0.00	0.00	0.00	-	210.00	-	-	-	-	4,100	
4,200	0.00	0.00	0.00	-	0.19	-	-	0.00	0.00	0.00	-	13.25	-	-	-	-	0.00	0.00	0.00	-	281.00	-	-	0.00	0.00	0.00	-	295.00	-	-	-	-	0.00	0.00	0.00	-	295.00	-	-	-	-	4,200	
4,300	0.00	0.00	0.00	-	0.01	-	-	0.00	0.00	0.00	-	5.60	-	-	-	-	0.00	0.00	0.00	-	381.00	-	-	0.00	0.00	0.00	-	387.00	-	-	-	-	0.00	0.00	0.00	-	387.00	-	-	-	-	4,300	
Totals:						5	500							0	127	0	0						97	476								0	162	0	0								
Number of Trades:							1							0	0								11											0									



ALPHA SERVICES HOLD (CR)

(Contract Size: 100 Securities, Exercise Style: American, Physical Delivery)

Call Options														Put Options																				
February 2025							March 2025							Other Months		February 2025							March 2025							Other Months		Exercise Price		
Open price	Price max	Price min	Last price	Closing price	Volume	Open Interest	Open price	Price max	Price min	Last price	Closing price	Volume	Open Interest	Volume	Open Interest	Open price	Price max	Price min	Last price	Closing price	Volume	Open Interest	Open price	Price max	Price min	Last price	Closing price	Volume	Open Interest	Volume	Open Interest			
0.950					-	-	0.000	0.000	0.000		0.902	-	-																				0.010	
1.000	0.000	0.000	0.000	0.850	-	-	0.000	0.000	0.000		0.852	-	-			0.000	0.000	0.000		0.001	-	-			0.000	0.000	0.000		0.001	-	-		0.010	
1.100	0.000	0.000	0.000	0.750	-	-	0.000	0.000	0.000		0.752	-	-			0.000	0.000	0.000		0.001	-	-			0.000	0.000	0.000		0.001	-	-		0.011	
1.200	0.000	0.000	0.000	0.651	-	-	0.000	0.000	0.000		0.652	-	-			0.000	0.000	0.000		0.001	-	-			0.000	0.000	0.000		0.001	-	-		0.012	
1.300	0.000	0.000	0.000	0.551	-	-	0.000	0.000	0.000		0.553	-	-			0.000	0.000	0.000		0.001	-	-			0.000	0.000	0.000		0.001	-	-		0.013	
1.400	0.000	0.000	0.000	0.451	-	-	0.000	0.000	0.000		0.453	-	-			0.000	0.000	0.000		0.001	-	-			0.000	0.000	0.000		0.001	-	-		0.014	
1.500	0.000	0.000	0.000	0.351	-	-	0.000	0.000	0.000		0.356	-	-			0.000	0.000	0.000		0.001	-	-			0.000	0.000	0.000		0.003	-	-		0.015	
1.600	0.000	0.000	0.000	0.252	-	-	0.000	0.000	0.000		0.264	-	-			0.000	0.000	0.000		0.001	-	-			0.000	0.000	0.000		0.010	-	-		0.016	
1.700	0.000	0.000	0.000	0.159	-	-	0.000	0.000	0.000		0.182	-	-			0.000	0.000	0.000		0.008	-	-			0.000	0.000	0.000		0.029	-	-		0.017	
1.800	0.000	0.000	0.000	0.083	-	-	0.000	0.000	0.000		0.115	-	-			0.000	0.000	0.000		0.032	-	-			0.000	0.000	0.000		0.062	-	-		0.018	
1.900	0.000	0.000	0.000	0.034	-	-	0.000	0.000	0.000		0.067	-	-			0.000	0.000	0.000		0.083	-	-			0.000	0.000	0.000		0.114	-	-		0.019	
2.000	0.000	0.000	0.000	0.011	-	-	0.000	0.000	0.000		0.036	-	-			0.000	0.000	0.000		0.160	-	-			0.000	0.000	0.000		0.182	-	-		0.020	
2.200	0.000	0.000	0.000	0.001	-	-	0.000	0.000	0.000		0.008	-	-			0.000	0.000	0.000		0.350	-	-			0.000	0.000	0.000		0.355	-	-		0.022	
2.400	0.000	0.000	0.000	0.001	-	-	0.000	0.000	0.000		0.001	-	-			0.000	0.000	0.000		0.550	-	-			0.000	0.000	0.000		0.550	-	-		0.024	
2.600	0.000	0.000	0.000	0.001	-	-	0.000	0.000	0.000		0.001	-	-			0.000	0.000	0.000		0.750	-	-			0.000	0.000	0.000		0.750	-	-		0.026	
Totals:					0	0							0	0	0							0	0							0	0	0	0	0
Number of Trades:					0								0	0	0							0.00								0	0	0	0	

NATIONAL BANK (CR)

(Contract Size: 100 Securities, Exercise Style: American, Physical Delivery)

Call Options														Put Options																				
February 2025							March 2025							Other Months		February 2025							March 2025							Other Months		Exercise Price		
Open price	Price max	Price min	Last price	Closing price	Volume	Open Interest	Open price	Price max	Price min	Last price	Closing price	Volume	Open Interest	Volume	Open Interest	Open price	Price max	Price min	Last price	Closing price	Volume	Open Interest	Open price	Price max	Price min	Last price	Closing price	Volume	Open Interest	Volume	Open Interest			
4.800	0.000	0.000	0.000	3.80	-	-	0.000	0.000	0.000	3.81	-	-				0.000	0.000	0.000	0.001	-	-				0.000	0.000	0.000	0.002	-	-			0.048	
5.200	0.000	0.000	0.000	3.40	-	-	0.000	0.000	0.000	3.41	-	-				0.000	0.000	0.000	0.001	-	-				0.000	0.000	0.000	0.001	-	-			0.052	
5.600	0.000	0.000	0.000	3.00	-	-	0.000	0.000	0.000	3.01	-	-				0.000	0.000	0.000	0.001	-	-				0.000	0.000	0.000	0.001	-	-			0.056	
6.000	0.000	0.000	0.000	2.60	-	-	0.000	0.000	0.000	2.61	-	-				0.000	0.000	0.000	0.001	-	-				0.000	0.000	0.000	0.001	-	-			0.060	
6.400	0.000	0.000	0.000	2.20	-	-	0.000	0.000	0.000	2.21	-	-				0.000	0.000	0.000	0.002	-	-				0.000	0.000	0.000	0.001	-	-			0.064	
6.800	0.000	0.000	0.000	1.80	-	-	0.000	0.000	0.000	1.82	-	-				0.000	0.000	0.000	0.001	-	-				0.000	0.000	0.000	0.001	-	-			0.068	
7.200	0.000	0.000	0.000	1.40	-	-	0.000	0.000	0.000	1.42	-	-				0.000	0.000	0.000	0.001	-	-				0.000	0.000	0.000	0.009	-	-			0.072	
7.600	0.000	0.000	0.000	1.00	-	-	0.000	0.000	0.000	1.05	-	-				0.000	0.000	0.000	0.003	-	-				0.000	0.000	0.000	0.034	-	-			0.076	
8.000	0.000	0.000	0.000	0.609	-	-	0.000	0.000	0.000	0.715	-	-				0.000	0.000	0.000	0.006	-	-				0.000	0.000	0.000	0.100	-	-			0.080	
8.400	0.000	0.000	0.000	0.266	-	-	0.000	0.000	0.000	0.443	-	2				0.000	0.000	0.000	0.063	-	-				0.000	0.000	0.000	0.227	-	-			0.084	
8.800	0.000	0.000	0.000	0.068	-	-	0.000	0.000	0.000	0.248	-	-				0.000	0.000	0.000	0.264	-	-				0.000	0.000	0.000	0.432	-	-			0.088	
9.200	0.000	0.000	0.000	0.009	-	-	0.000	0.000	0.000	0.125	-	-				0.000	0.000	0.000	0.606	-	-				0.000	0.000	0.000	0.710	-	-			0.092	
9.600	0.000	0.000	0.000	0.001	-	-	0.000	0.000	0.000	0.055	-	-				0.000	0.000	0.000	1.00	-	-				0.000	0.000	0.000	1.04	-	-			0.096	
10.000	0.000	0.000	0.000	0.001	-	-	0.000	0.000	0.000	0.023	-	-				0.000	0.000	0.000	1.40	-	-				0.000	0.000	0.000	1.41	-	-			0.100	
11.000	0.000	0.000	0.000	0.001	-	-	0.000	0.000	0.000	0.001	-	-				0.000	0.000	0.000	2.40	-	-				0.000	0.000	0.000	2.40	-	-			0.110	
Totals:					0	0						0	2	0	0						0	0	0	0						0	0	0	0	
Number of Trades:					0						0	0						0.00						0						0				

OPAP (CR)

(Contract Size: 100 Securities, Exercise Style: American, Physical Delivery)

Call Options														Put Options																			
February 2025							March 2025							Other Months		February 2025							March 2025							Other Months		Exercise Price	
Open price	Price max	Price min	Last price	Closing price	Volume	Open Interest	Open price	Price max	Price min	Last price	Closing price	Volume	Open Interest	Volume	Open Interest	Open price	Price max	Price min	Last price	Closing price	Volume	Open Interest	Open price	Price max	Price min	Last price	Closing price	Volume	Open Interest	Volume	Open Interest		
9.600					-	-	0.000	0.000	0.000		7.47	-	-			0.000	0.000	0.000		0.001	-	-	0.000	0.000	0.000		0.001	-	-			0.096	
10.000	0.000	0.000	0.000	7.05	-	-	0.000	0.000	0.000		7.07	-	-			0.000	0.000	0.000		0.001	-	-	0.000	0.000	0.000		0.001	-	-			0.100	
11.000	0.000	0.000	0.000	6.05	-	-	0.000	0.000	0.000		6.07	-	-			0.000	0.000	0.000		0.001	-	-	0.000	0.000	0.000		0.001	-	-			0.110	
12.000	0.000	0.000	0.000	5.06	-	-	0.000	0.000	0.000		5.07	-	-			0.000	0.000	0.000		0.001	-	-	0.000	0.000	0.000		0.001	-	-			0.120	
13.000	0.000	0.000	0.000	4.06	-	-	0.000	0.000	0.000		4.08	-	-			0.000	0.000	0.000		0.001	-	-	0.000	0.000	0.000		0.001	-	-			0.130	
14.000	0.000	0.000	0.000	3.06	-	-	0.000	0.000	0.000		3.08	-	-			0.000	0.000	0.000		0.001	-	-	0.000	0.000	0.000		0.001	-	-			0.140	
15.000	0.000	0.000	0.000	2.06	-	-	0.000	0.000	0.000		2.09	-	-			0.000	0.000	0.000		0.001	-	-	0.000	0.000	0.000		0.012	-	-			0.150	
16.000	0.000	0.000	0.000	1.06	-	2	0.000	0.000	0.000		1.18	-	-			0.000	0.000	0.000		0.004	-	-	0.000	0.000	0.000		0.103	-	-			0.160	
17.000	0.000	0.000	0.000	0.250	-	7	0.000	0.000	0.000		0.507	-	5			0.000	0.000	0.000		0.193	-	-	0.000	0.000	0.000		0.426	-	-			0.170	
18.000	0.000	0.000	0.000	0.011	-	-	0.000	0.000	0.000		0.154	-	-			0.000	0.000	0.000		0.956	-	-	0.000	0.000	0.000		1.07	-	-			0.180	
19.000	0.000	0.000	0.000	0.001	-	-	0.000	0.000	0.000		0.032	-	-			0.000	0.000	0.000		1.95	-	-	0.000	0.000	0.000		1.96	-	-			0.190	
20.000	0.000	0.000	0.000	0.001	-	-	0.000	0.000	0.000		0.004	-	-			0.000	0.000	0.000		2.95	-	-	0.000	0.000	0.000		2.95	-	-			0.200	
22.000	0.000	0.000	0.000	0.001	-	-	0.000	0.000	0.000		0.001	-	-			0.000	0.000	0.000		4.95	-	-	0.000	0.000	0.000		4.95	-	-			0.220	
24.000	0.000	0.000	0.000	0.001	-	-	0.000	0.000	0.000		0.001	-	-			0.000	0.000	0.000		6.95	-	-	0.000	0.000	0.000		6.95	-	-			0.240	
Totals:					0	9						0	5		0	0					0	0						0	0		0	0	
Number of Trades:					0							0		0		0					0.00						0		0		0		

OTE (CR)

(Contract Size: 100 Securities, Exercise Style: American, Physical Delivery)

Call Options														Put Options																				
Exercise Price	February 2025						March 2025						Other Months		February 2025						March 2025						Other Months		Exercise Price					
	Open price	Price max	Price min	Last price	Closing price	Volume	Open Interest	Open price	Price max	Price min	Last price	Closing price	Volume	Open Interest	Volume	Open Interest	Open price	Price max	Price min	Last price	Closing price	Volume	Open Interest	Open price	Price max	Price min	Last price	Closing price		Volume	Open Interest	Volume	Open Interest	
9.200						-	-	0.000	0.000	0.000		5.54	-	-																				0.092
9.600	0.000	0.000	0.000		5.12	-	-	0.000	0.000	0.000		5.14	-	-		0.000	0.000	0.000		0.001	-	-		0.000	0.000	0.000		0.001	-	-		0.096		
10.000	0.000	0.000	0.000		4.72	-	-	0.000	0.000	0.000		4.74	-	-		0.000	0.000	0.000		0.001	-	-		0.000	0.000	0.000		0.001	-	-		0.100		
11.000	0.000	0.000	0.000		3.72	-	-	0.000	0.000	0.000		3.74	-	-		0.000	0.000	0.000		0.001	-	-		0.000	0.000	0.000		0.001	-	-		0.110		
12.000	0.000	0.000	0.000		2.73	-	-	0.000	0.000	0.000		2.74	-	-		0.000	0.000	0.000		0.001	-	-		0.000	0.000	0.000		0.001	-	-		0.120		
13.000	0.000	0.000	0.000		1.73	-	-	0.000	0.000	0.000		1.76	-	-		0.000	0.000	0.000		0.001	-	-		0.000	0.000	0.000		0.015	-	-		0.130		
14.000	0.000	0.000	0.000		0.750	-	-	0.000	0.000	0.000		0.888	-	-		0.000	0.000	0.000		0.023	-	-		0.000	0.000	0.000		0.140	-	-		0.140		
15.000	0.000	0.000	0.000		0.115	-	2	0.000	0.000	0.000		0.308	-	-		0.000	0.000	0.000		0.389	-	-		0.000	0.000	0.000		0.561	-	-		0.150		
16.000	0.000	0.000	0.000		0.003	-	-	0.000	0.000	0.000		0.068	-	-		0.000	0.000	0.000		1.28	-	-		0.000	0.000	0.000		1.33	-	-		0.160		
17.000	0.000	0.000	0.000		0.002	-	-	0.000	0.000	0.000		0.009	-	-		0.000	0.000	0.000		2.28	-	-		0.000	0.000	0.000		2.28	-	-		0.170		
18.000	0.000	0.000	0.000		0.001	-	-	0.000	0.000	0.000		0.001	-	-		0.000	0.000	0.000		3.28	-	-		0.000	0.000	0.000		3.28	-	-		0.180		
19.000	0.000	0.000	0.000		0.001	-	-	0.000	0.000	0.000		0.001	-	-		0.000	0.000	0.000		4.28	-	-		0.000	0.000	0.000		4.28	-	-		0.190		
20.000	0.000	0.000	0.000		0.001	-	-	0.000	0.000	0.000		0.001	-	-		0.000	0.000	0.000		5.28	-	-		0.000	0.000	0.000		5.28	-	-		0.200		
22.000						-	-	0.000	0.000	0.000		0.001	-	-																		0.220		
Totals:						0	2						0	0	0							0	0									0		
Number of Trades:						0							0	0	0							0.00										0		

PIRAEUS FINANCIAL HOLD (CR)

(Contract Size: 100 Securities, Exercise Style: American, Physical Delivery)

Call Options														Put Options																			
February 2025							March 2025							Other Months		February 2025							March 2025							Other Months		Exercise Price	
Open price	Price max	Price min	Last price	Closing price	Volume	Open Interest	Open price	Price max	Price min	Last price	Closing price	Volume	Open Interest	Volume	Open Interest	Open price	Price max	Price min	Last price	Closing price	Volume	Open Interest	Open price	Price max	Price min	Last price	Closing price	Volume	Open Interest	Volume	Open Interest		
2.400	0.000	0.000	0.000	2.26	-	-	0.000	0.000	0.000	2.26	-	-				0.000	0.000	0.000	0.001	-	-				0.000	0.000	0.000	0.001	-	-			0.024
2.600	0.000	0.000	0.000	2.06	-	-	0.000	0.000	0.000	2.07	-	-				0.000	0.000	0.000	0.001	-	-				0.000	0.000	0.000	0.001	-	-			0.026
2.800	0.000	0.000	0.000	1.86	-	-	0.000	0.000	0.000	1.87	-	-				0.000	0.000	0.000	0.001	-	-				0.000	0.000	0.000	0.001	-	-			0.028
3.000	0.000	0.000	0.000	1.66	-	-	0.000	0.000	0.000	1.67	-	-				0.000	0.000	0.000	0.001	-	-				0.000	0.000	0.000	0.001	-	-			0.030
3.200	0.000	0.000	0.000	1.46	-	-	0.000	0.000	0.000	1.47	-	-				0.000	0.000	0.000	0.001	-	-				0.000	0.000	0.000	0.001	-	-			0.032
3.400	0.000	0.000	0.000	1.26	-	-	0.000	0.000	0.000	1.27	-	-				0.000	0.000	0.000	0.002	-	-				0.000	0.000	0.000	0.001	-	-			0.034
3.600	0.000	0.000	0.000	1.06	-	-	0.000	0.000	0.000	1.07	-	-				0.000	0.000	0.000	0.001	-	-				0.000	0.000	0.000	0.001	-	-			0.036
3.800	0.000	0.000	0.000	0.862	-	-	0.000	0.000	0.000	0.869	-	-				0.000	0.000	0.000	0.001	-	-				0.000	0.000	0.000	0.001	-	-			0.038
4.000	0.000	0.000	0.000	0.662	-	-	0.000	0.000	0.000	0.674	-	-				0.000	0.000	0.000	0.003	-	-				0.000	0.000	0.000	0.006	-	-			0.040
4.400	0.000	0.000	0.000	0.287	-	-	0.350	0.350	0.350	0.350	0.350	5	5			0.000	0.000	0.000	0.025	-	-				0.000	0.000	0.000	0.061	-	-			0.044
4.800	0.000	0.000	0.000	0.059	-	-	0.000	0.000	0.000	0.110	-	-				0.000	0.000	0.000	0.197	-	-				0.000	0.000	0.000	0.241	-	-			0.048
5.200	0.000	0.000	0.000	0.004	-	-	0.000	0.000	0.000	0.024	-	-				0.000	0.000	0.000	0.543	-	-				0.000	0.000	0.000	0.557	-	-			0.052
5.600	0.000	0.000	0.000	0.001	-	-	0.000	0.000	0.000	0.003	-	-				0.000	0.000	0.000	0.940	-	-				0.000	0.000	0.000	0.940	-	-			0.056
6.000	0.000	0.000	0.000	0.001	-	-	0.000	0.000	0.000	0.001	-	-				0.000	0.000	0.000	1.34	-	-				0.000	0.000	0.000	1.34	-	-			0.060
6.400	0.000	0.000	0.000	0.001	-	-	0.000	0.000	0.000	0.001	-	-				0.000	0.000	0.000	1.74	-	-				0.000	0.000	0.000	1.74	-	-			0.064
6.800	0.000	0.000	0.000	0.001	-	-	0.000	0.000	0.000	0.001	-	-				0.000	0.000	0.000	2.14	-	-				0.000	0.000	0.000	2.14	-	-			0.068
Totals:					0	0						5	5	0	0							0	0							0	0	0	50
Number of Trades:					0							1		0								0.00							0		0		

PPC (CR)

(Contract Size: 100 Securities, Exercise Style: American, Physical Delivery)

Call Options														Put Options																		
February 2025							March 2025							Other Months		February 2025							March 2025							Other Months		Exercise Price
Open price	Price max	Price min	Last price	Closing price	Volume	Open Interest	Open price	Price max	Price min	Last price	Closing price	Volume	Open Interest	Volume	Open Interest	Open price	Price max	Price min	Last price	Closing price	Volume	Open Interest	Open price	Price max	Price min	Last price	Closing price	Volume	Open Interest	Volume	Open Interest	
8.000					-	-	0.000	0.000	0.000		5.72	-	-			0.000	0.000	0.000		0.001	-	-	0.000	0.000	0.000		0.001	-	-			0.080
8.400	0.000	0.000	0.000		5.30	-	-	0.000	0.000	0.000		5.32	-	-		0.000	0.000	0.000		0.001	-	-	0.000	0.000	0.000		0.001	-	-			0.084
8.800	0.000	0.000	0.000		4.90	-	-	0.000	0.000	0.000		4.92	-	-		0.000	0.000	0.000		0.001	-	-	0.000	0.000	0.000		0.001	-	-			0.088
9.200	0.000	0.000	0.000		4.50	-	-	0.000	0.000	0.000		4.52	-	-		0.000	0.000	0.000		0.001	-	-	0.000	0.000	0.000		0.001	-	-			0.092
9.600	0.000	0.000	0.000		4.10	-	-	0.000	0.000	0.000		4.12	-	-		0.000	0.000	0.000		0.001	-	-	0.000	0.000	0.000		0.001	-	-			0.096
10.000	0.000	0.000	0.000		3.70	-	-	0.000	0.000	0.000		3.72	-	-		0.000	0.000	0.000		0.002	-	-	0.000	0.000	0.000		0.001	-	-			0.100
11.000	0.000	0.000	0.000		2.70	-	-	0.000	0.000	0.000		2.72	-	-		0.000	0.000	0.000		0.001	-	5	0.000	0.000	0.000		0.001	-	-			0.110
12.000	0.000	0.000	0.000		1.71	-	-	0.000	0.000	0.000		1.75	-	-		0.000	0.000	0.000		0.001	-	33	0.000	0.000	0.000		0.027	-	-			0.120
13.000	0.000	0.000	0.000		0.737	-	-	0.000	0.000	0.000		0.907	-	-		0.000	0.000	0.000		0.032	-	5	0.000	0.000	0.000		0.181	-	-			0.130
14.000	0.000	0.000	0.000		0.122	-	-	0.000	0.000	0.000		0.347	-	50		0.000	0.000	0.000		0.417	-	-	0.000	0.000	0.000		0.622	-	-			0.140
15.000	0.000	0.000	0.000		0.004	-	-	0.000	0.000	0.000		0.095	-	-		0.000	0.000	0.000		1.30	-	-	0.000	0.000	0.000		1.37	-	-			0.150
16.000	0.000	0.000	0.000		0.001	-	-	0.000	0.000	0.000		0.018	-	-		0.000	0.000	0.000		2.30	-	-	0.000	0.000	0.000		2.30	-	-			0.160
17.000	0.000	0.000	0.000		0.001	-	-	0.000	0.000	0.000		0.002	-	-		0.000	0.000	0.000		3.30	-	-	0.000	0.000	0.000		3.30	-	-			0.170
18.000	0.000	0.000	0.000		0.001	-	-	0.000	0.000	0.000		0.001	-	-		0.000	0.000	0.000		4.30	-	-	0.000	0.000	0.000		4.30	-	-			0.180
19.000	0.000	0.000	0.000		0.001	-	-	0.000	0.000	0.000		0.001	-	-		0.000	0.000	0.000		5.30	-	-	0.000	0.000	0.000		5.30	-	-			0.190
Totals:					0	0						0	50	0	0						0	43					0	110	0	0		
Number of Trades:					0							0	0	0								0.00					0		0			

Lending Products	Underlying Title	Open Interest[5]	Multilateral Transactions[1]				Bilateral Transactions[2]		Stock Borrowing through OTC (volume)[3]	
			Volume(Offered)	Average Weighted	Transactions volume	Average Weighted	Transactions Volume	Average Weighted	Transactions Volume	
ADMIEBOR	ADMIE (IPTO) HOLDING S.A. (CR)	---	---	---	---	---	---	---	309,704	
AEGNBOR	AEGEAN AIRLINES (CR)	---	---	---	---	---	---	---	678,468	
AKTRBOR	AKTOR S.A. HOLDING CO. (CR)	---	---	---	---	---	---	---	998,986	
AETFBOR	ALPHA ETF FTSE Athex Large Cap	---	---	---	---	---	---	---	---	
ALPHABOR	ALPHA SERVICES HOLD (CR)	20,000	---	---	---	---	---	---	60,220,018	
AIABOR	ATHENS INTL AIRPORT (CR)	100	---	---	---	---	---	---	215,385	
ACAGBOR	AUSTRIACARD (CB)	---	---	---	---	---	---	---	---	
OTOELBOR	AUTOHELLAS SA (CR)	120	---	---	---	---	---	---	41,460	
AVAXBOR	AVAX S.A. (CR)	22,777	---	---	---	---	---	---	---	
BOCHGRBOR	BANK OF CYPRUS (CR)	---	---	---	---	---	---	---	72,448	
EEEBOR	CC HBC AG (CR)	28,405	---	---	---	---	---	---	200,350	
CENERBOR	CENERGY HOLDINGS (CB)	---	---	---	---	---	---	---	410,081	
DIMANDBOR	DIMAND (CR)	---	---	---	---	---	---	---	37,936	
ELLAKTORBOR	ELLAKTOR (CR)	7,500	---	---	---	---	---	---	94,867	
ELHABOR	ELVALHALCOR (CR)	---	---	---	---	---	---	---	123,781	
EUROBBOR	EUROBANK HOLDINGS (CR)	5,000	---	---	---	---	---	---	66,010,303	
EYDAPBOR	EYDAP S.A. (CR)	---	---	---	---	---	---	---	256,066	
FOYRKBOR	FOURLIS (CR)	---	---	---	---	---	---	---	13,057	
GEKTERNABOR	GEK TERNA (CR)	---	---	---	---	---	---	---	475,351	
SARBOR	GR. SARANTIS S.A. (CR)	5,041	---	---	---	---	---	---	26,090	
EXAEBOR	HELLENIC EXCHANGES-A.S.E. (CR)	---	---	---	---	---	---	---	158,186	
ELPEBOR	HELLENIQ ENERGY (CR)	---	---	---	---	---	---	---	2,701,812	
INTEKBOR	IDEAL HOLDINGS (CR)	---	---	---	---	---	---	---	16,600	
INTRKBOR	INTRACOM HOLDINGS (CR)	---	---	---	---	---	---	---	10,000	
INLOTBOR	INTRALOT (CR)	---	---	---	---	---	---	---	1,351,174	
BELABOR	JUMBO SA (CR)	4,100	---	---	1,290	4.07%	---	---	213,691	
KRIBOR	KRI-KRI S.A. (CR)	---	---	---	---	---	---	---	---	
LAMDABOR	LAMDA DEVELOPMENT SA (CR)	---	---	---	---	---	---	---	223,277	
LAVIBOR	LAVIPHARM SA (CR)	---	---	---	---	---	---	---	---	
MYTILBOR	METLEN ENERGY & METALS (CR)	500	---	---	---	---	---	---	779,123	
MIGBOR	MIG (CR)	541	---	---	---	---	---	---	39,913	

## Stock Lending Notes

[1] - Multilateral contracts Lending or Borrowing as per Methods 8-1, 8-2 and 8-3-3 (According to ATHEX BoD Resolution No.17)

[2] - Bilateral Contracts Lending or Borrowing as per Methods 8-3-1 and 8-3-2 & Contracts as per Method 4 (According to ATHEX BoD Resolution No.20)

[3] - The information concerning OTC Stock Borrowing Transactions is based on the statements of the Dematerialised Securities System (DSS) operators involved and refers to volumes that have been registered up until the previous working day.

[4] - Average Price (Volume weighted)

[5] - The Data concerning Open Interest before the start of trading session

Lending Products	Underlying Title	Open Interest[5]	Multilateral Transactions[1]				Bilateral Transactions[2]		Stock Borrowing through OTC (volume)[3]	
			Volume(Offered)	Average Weighted	Transactions volume	Average Weighted	Transactions Volume	Average Weighted	Transactions Volume	
MOHBOR	MOTOR OIL (CR)	---	---	---	---	---	---	---	1,245,051	
ETEBOR	NATIONAL BANK (CR)	42,500	---	---	---	---	---	---	19,257,808	
NOVALBOR	NOVAL PROPERTY REIC (CR)	---	---	---	---	---	---	---	---	
OPAPBOR	OPAP (CR)	5,200	---	---	---	---	---	---	1,748,169	
OPTIMABOR	OPTIMA BANK (CR)	8,754	---	---	---	---	---	---	482,749	
HTOBOR	OTE (CR)	2,000	---	---	---	---	---	---	1,961,770	
PPABOR	P.P.A. S.A. (CR)	---	---	---	---	---	---	---	108,773	
TPEIRBOR	PIRAEUS FINANCIAL HOLD (CR)	5,000	---	---	---	---	---	---	17,226,211	
PPCBOR	PPC (CR)	1,000	---	---	---	---	---	---	4,070,621	
PROFBOR	PROFILE SA (CR)	---	---	---	---	---	---	---	5,800	
QUESTBOR	QUEST HOLDINGS (CR)	391	---	---	---	---	---	---	18,836	
OLYMPBOR	TECHNICAL OLYMPIC SA (CR)	---	---	---	---	---	---	---	---	
TENERGYBOR	TERNA ENERGY (CR)	---	---	---	---	---	---	---	1,352,644	
PLATBOR	THRACE PLASTICS SA (CR)	---	---	---	---	---	---	---	2,598	
TITCBOR	TITAN CEMENT (CB)	34,652	---	---	---	---	---	---	314,213	
VIOBOR	VIOHALCO SA/NV (CB)	---	---	---	---	---	---	---	---	

## Stock Lending Notes

[1] - Multilateral contracts Lending or Borrowing as per Methods 8-1, 8-2 and 8-3-3 (According to ATHEX BoD Resolution No.17)

[2] - Bilateral Contracts Lending or Borrowing as per Methods 8-3-1 and 8-3-2 & Contracts as per Method 4 (According to ATHEX BoD Resolution No.20)

[3] - The information concerning OTC Stock Borrowing Transactions is based on the statements of the Dematerialised Securities System (DSS) operators involved and refers to volumes that have been registered up until the previous working day.

[4] - Average Price (Volume weighted)

[5] - The Data concerning Open Interest before the start of trading session



## Sectors codification for listed companies

12003-	ETF	10101010	Computer Services
10101015	Software	10102030	Computer Hardware
15101010	Telecommunications Equipment	15102015	Telecommunications Services
20101010	Health Care Facilities	20101025	Health Care Services
20102010	Medical Equipment	20103015	Pharmaceuticals
30101010	Banks	30202000	Diversified Financial Services
30202010	Asset Managers & Custodians	30202015	Investment Services
30204000	Closed End Investments	30302010	Full Line Insurance
30302015	Insurance Brokers	30302025	Property and Casualty Insurance
35101010	Real Estate Holding and Development	35101015	Real Estate Services
35102000	Diversified REITs	35102030	Office REITs
35102045	Retail REITs.	40201040	Rental & Leasing Services: Consumer
40202010	Home Construction	40202015	Household Furnishings
40202020	Household Appliance	40203040	Electronic Entertainment
40204020	Clothing & Accessories	40301010	Entertainment
40301030	Publishing	40301035	Radio & TV Broadcasters
40401010	Diversified Retailers	40401020	Apparel Retailers
40401025	Home Improvement Retailers	40401030	Specialty Retailers
40501010	Airlines	40501015	Travel & Tourism
40501020	Casinos & Gambling	40501025	Hotels & Motels
45101015	Distillers & Vintners	45101020	Soft Drinks
45102010	Farming Fishing Ranching & Plantations	45102020	Food Products
45103010	Tobacco	45201010	Food Retailers & Wholesalers
45201020	Personal Products	50101010	Construction
50101020	Building Roof/Wallboard and Plumbing	50101030	Cement
50101035	Building Materials: Other	50202010	Electrical Components
50203015	Plastics	50203030	Containers & Packaging
50204000	Machinery: Industrial	50204020	Machinery: Construction & Handling
50205010	Industrial Suppliers	50205020	Back Office Support HR & Consulting
50205030	Forms & Bulk Printing Services	50206015	Commercial Vehicles & Parts
50206030	Marine Transportation	50206060	Transportation Services
55101000	Diversified Materials	55101020	Textile Products
55102000	General Mining	55102010	Iron & Steel
55102015	Metal Fabricating	55102035	Aluminum
60101020	Oil Refining and Marketing	65101010	Alternative Electricity
65101015	Conventional Electricity	65102000	Multi-Utilities
65102030	Water		

# ATHEXGROUP

Athens Exchange Group

Λεωφ. Αθηνών 110 | 104 42 Αθήνα  
110 Athinon Ave | 104 42 Athens GR  
T +30 210 3366 800  
[www.athexgroup.gr](http://www.athexgroup.gr)