

25

Ημερήσιο Δελτίο
Συναλλακτικής Δραστηριότητας

Daily Official List
of Trading Activity



Disclaimer:

Hellenic Exchanges-Athens Stock Exchange S.A endeavours to ensure that the data and other material ("Information") presented on the Daily Official List are accurate and complete, but it is not liable for any errors or omissions of data or /and for the accuracy, credibility, updating and completeness of the aforesaid information nor it has any liability arising directly or indirectly from the use of the above Information.

The Company is not liable for the accuracy of the data included in listed companies' announcements. Only the sender of such an announcement is fully and solely liable for any infringement of third party's rights from the content of such announcement. All contents of the Daily Official List are provided only for information purposes and do not constitute investment advice or solicitation to invest in securities or other products listed for trading on the Exchange.

You acknowledge and agree that the Company is the owner of any property rights related to any Information appearing on the Daily Official List including intellectual property rights copyright, trademarks, etc.

The above data are a property of the Hellenic Exchanges-Athens Exchange and are copyright protected. Users are forbidden to reproduce, modify, copy, sale, transmit or redistribute, by all reproduction means and methods, part or the whole of the above data, without reference to their source.

The commercial exploitation of these data is, also, forbidden by third parties. Hellenic Exchanges-Athens Exchange does not carry any responsibility, direct or indirect, derived from usage or accidental alteration of the above data when used by third parties.

Hellenic Exchanges – Athens Stock Exchange S.A.

110 Athinon Ave., 10442 Athens, Tel: (210) 33.66.800, Fax: (210) 32.13.938

www.athexgroup.gr

Thessalonica Stock Exchange Center (T.S.E.C)

16-18 Katouni Str., Thessalonica 546 25 Tel: (2310) 567.667, Fax: (2310) 530.545

Athex Members Guarantee Fund

14-16 Fidiou Str., Athens 106 78, Tel: (210) 33.04.682, Fax: (210) 33.04.155

Hellenic Republic Capital Market Commission

1 Kolokotroni Str. & 1 Stadiou Str., Athens 10562 Tel: (210) 33.77.100 Fax: (210) 33.77.173

Table of Contents

Section 1: Statistical Figures of Securities, Derivatives and Lending

Summary of Markets

Athex Indices

Analytic Figures for Athex Market's Boards and Categories

Trading Details by Athex Sectors and Financial Instruments (ETFs)

Top 10 best & worst performing Shares

Derivatives Summary

Section 2: Analytic Figures of Shares Transactions

Analytic Figures of Shares Transactions

Shares' Notes

Section 3: Figures of Securities Transactions

Securities Blocks Details

Shares Rights Details

Stock Borrowing

Forced Sales Details

Forced Sales Registered Shares

Exchange Traded Funds (ETFs) Characteristics

Section 5: Bonds traded in Fixed Income Assets Market

Convertible Corporate Bonds - Regulated Market

Non Convertible Corporate Bonds - Regulated Market

Government Bonds

Treasury Bills & Zero Coupon Government Bonds

Government Bonds Traded with the Open Outcry Method

State Banks Bonds

Section 6: Additional Infos

Athex & ATHEXClear Members List

List of Stocks under Market Making operations

Section 7: Derivatives Market Analytic Figures

Index Futures

Stock Futures

Index Options

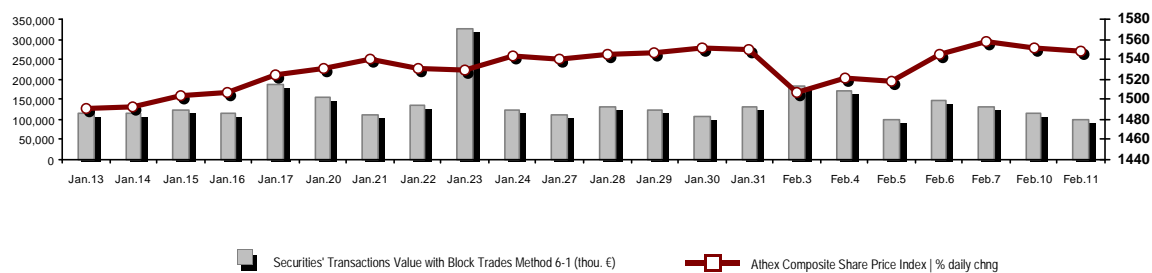
Stock Options

Stock Lending Analytic Figures

Appendix A: Sectors codification for listed companies

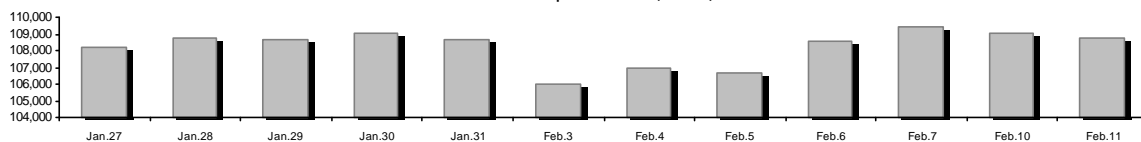
Summary of Markets

Athex Composite Share Price Index vs Shares and Derivatives Transactions Value

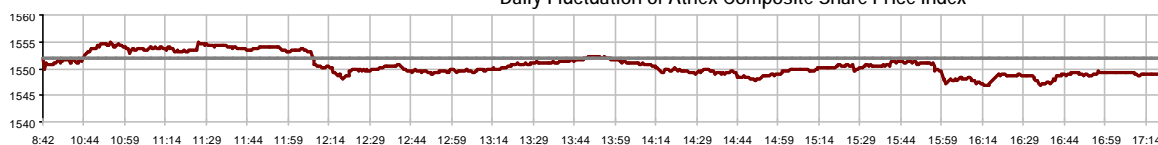


Athex Capitalisation (mill. €) **:	108,786.09		Derivatives Total Open Interest	425,809
Daily change: mill. € %	-223.62	-0.21%	in Index Futures % daily chng	6,769 2.58%
Yearly Avg Capitalisation: mill. € % chng prev year Avg	107,070.46	8.50%	in Stock Futures % daily chng	417,769 1.71%
Athex Composite Share Price Index % daily chng	1,548.93	-0.19%	in Index Options % daily chng	1,000 0.00%
Athex Composite Share Price Index Capitalisation (mill. €)	101,399.19		in Stock Options % daily chng	271 0.00%
Daily change (mill. €)	-219.83			
Securities' Transactions Value with Block Trades Method 6-1 (t)	100,923.29		Derivatives Contracts Volume:	28,393
Daily change: %	-14,220.36	-12.35%	Daily change: pieces %	4,467 18.67%
YtD Avg Trans. Value: thou. € % chng prev year Avg	136,479.91	-0.66%	YtD Avg Derivatives Contracts % chng prev year Avg	30,194 -18.86%
Blocks Transactions Value of Method 6-1 (thou. €)	5,649.45		Derivatives Trades Number:	1,683
Blocks Transactions Value of Method 6-2 & 6-3 (thou. €)	73.59		Daily change: number %	245 17.04%
Bonds Transactions Value (thou.€)	920.13		YtD Avg Trades number % chng prev year Avg	1,750 -3.93%
Securities' Transactions Volume with Block Trades Method 6-1 (tho)	20,866.43		Lending Total Open Interest	242,768
Daily change: thou. pieces %	-3,778.44	-15.33%	Daily change: pieces %	32,011 15.19%
YtD Avg Volume: % chng prev year Avg	33,546.43	15.31%	Lending Volume (Multilateral/Bilateral)	2,500
Blocks Transactions Volume of Method 6-1 (thou. Pieces)	1,461.52		Daily change: pieces %	-53,511
Blocks Transactions Volume of Method 6-2 & 6-3 (thou. Pieces)	8.61		Multilateral Lending	2,500
Bonds Transactions Volume	924,000		Bilateral Lending	0
Securities' Trades Number with Block Trades Method 6-1	36,564		Lending Trades Number:	4
Daily change: number %	156	0.43%	Daily change: %	-11
YtD Avg Trades number % chng prev year Avg	37,086	2.38%	Multilateral Lending Trades Number	4
Number of Blocks Method 6-1	11		Bilateral Lending Trades Number	0
Number of Blocks Method 6-2 & 6-3	1			
Number of Bonds Transactions	189			

Athex Capitalisation (mill. €) **



Daily Fluctuation of Athex Composite Share Price Index



Athex Composite Share Price Index at 10/02/2025

Daily Fluctuation of Athex Composite Share Price Index at 11/02/2025

Athex Indices

Index name	11/02/2025	10/02/2025	pts.	%	Min	Max	Year min	Year max	Year change
Athex Composite Share Price Index	1,548.93 €	1,551.90	-2.97	-0.19%	1,546.82	1,554.79	1,469.67	1,557.83	5.39% #
Athex Composite Index Total Return Index	2,930.85 €	2,936.48	-5.63	-0.19%	2,926.87	2,941.96	2,779.44	2,947.70	5.45% #
Athex ESG Index	1,777.60 €	1,780.12	-2.52	-0.14%	1,774.46	1,785.18	1,678.09	1,790.85	5.93% #
ATHEX Alternative Market Price Index	15,131.22 #	15,112.26	18.96	0.13%	15,024.21	15,236.86	14,772.17	15,518.17	0.22% #
FTSE/Athex Large Cap	3,775.75 €	3,781.42	-5.67	-0.15%	3,769.04	3,792.15	3,570.47	3,804.57	5.75% #
FTSE/Athex Mid Cap Index	2,480.41 #	2,469.34	11.07	0.45%	2,463.62	2,487.34	2,334.00	2,487.34	6.27% #
FTSE/ATHEX High Dividend Yield Index	4,184.30 #	4,166.13	18.17	0.44%	4,156.89	4,199.01	4,015.60	4,199.01	4.07% #
FTSE/Athex Market Index	900.79 €	902.60	-1.81	-0.20%	899.21	904.69	851.11	906.84	5.83% #
FTSE/Athex Banks	1,391.64 €	1,392.48	-0.84	-0.06%	1,383.04	1,401.24	1,284.74	1,435.96	8.21% #
FTSE/ATHEX TECHNOLOGY & TELECOMMUNICAT	5,669.39 #	5,652.34	17.05	0.30%	5,647.17	5,689.72	5,575.63	5,871.83	0.00% #
FTSE/ATHEX FINANCIAL SERVICES	6,527.42 €	6,531.88	-4.46	-0.07%	6,488.05	6,572.73	6,028.62	6,734.10	8.17% #
FTSE/ATHEX REAL ESTATE	4,864.79 €	4,874.70	-9.91	-0.20%	4,863.42	4,891.52	4,698.27	4,955.14	-0.30% €
FTSE/ATHEX CONSUMER DISCRETIONARY	5,295.60 €	5,310.05	-14.45	-0.27%	5,276.27	5,314.09	5,022.85	5,325.80	5.17% #
FTSE/ATHEX CONSUMER STAPLES	7,139.76 €	7,207.24	-67.48	-0.94%	7,124.24	7,207.24	6,653.46	7,276.21	6.74% #
FTSE/ATHEX INDUSTRIALS	7,470.16 €	7,579.67	-109.51	-1.44%	7,445.58	7,580.64	7,101.20	7,687.81	4.37% #
FTSE/ATHEX BASIC MATERIALS	5,157.06 #	5,124.64	32.42	0.63%	5,092.56	5,157.06	5,017.37	5,532.80	2.78% #
FTSE/ATHEX ENERGY & UTILITIES	5,248.87 #	5,193.76	55.11	1.06%	5,193.76	5,266.55	4,962.99	5,266.55	5.42% #
Athex All Share Index	356.52 €	357.25	-0.73	-0.20%	356.52	356.52	342.37	358.71	5.03% #
Hellenic Mid & Small Cap Index	2,216.09 #	2,213.05	3.04	0.14%	2,210.48	2,220.41	2,116.80	2,226.91	4.69% #
FTSE/Athex Large Cap Total Return	6,500.81 €	6,510.57	-9.76	-0.15%			6,199.42	6,543.09	5.79% #
FTSE/Athex Mid Cap Total Return	3,399.69 #	3,384.52	15.17	0.45%			3,256.98	3,399.69	6.31% #
MSCI GREECE REBASED	5,932.53 #	5,929.89	2.64	0.04%	5,913.33	5,961.67	5,552.65	6,040.69	6.67% #
Hellenic Corporate Bond Index	139.76 #	139.66	0.10	0.07%			138.48	139.76	0.50% #
Hellenic Corporate Bond Price Index	93.99 #	93.96	0.04	0.04%			93.38	93.99	0.08% #

Note 1: FTSE/Med 100, Hellenic Corporate Bond Price Index and Hellenic Corporate Bond Index closing prices refer to the previous trading day of 07/02/2025.

Note 2: The Hellenic Mid & Small Cap Index is a Customized index calculated by the Athens Exchange.

Analytic Figures for Athex Market's Boards and Categories

	Total Traded Securities	Main Market	Surveillance	Exchange Traded Funds (ETFs)
Totals	126	121	4	1
Gain / Lose / Same:	47 / 56 / 23	45 / 54 / 22	2 / 1 / 1	0 / 1 / 0
Athex Capitalisation (mill. €) **	108,786.09	108,733.57	52.52	
Daily Average Trans/ons Value(thou.€)	136,479.91	136,419.54	18.82	166.49
Transactions Value	100,996.87	100,536.51	34.24	426.13
Main Board:	95,273.84	94,813.47	34.24	426.13
Blocks Board 6_2_3:	5,723.04	5,723.04	0.00	0.00
Forced Sales Board:	0.00	0.00	0.00	0.00
Special Terms Board:	0.00	0.00	0.00	0.00
Daily Average Transactions Volume	33,546,430	33,490,680	79,244	4,497
Transactions Volume	20,875,042	20,736,204	127,561	11,277
Main Board:	19,404,911	19,266,073	127,561	11,277
Blocks Board 6_2_3:	1,470,131	1,470,131	0	0
Forced Sales Board:	0	0	0	0
Special Terms Board:	0	0	0	0
Daily Average Number of Trades	37,086	36,958	41	88
Number of Trades	36,565	36,450	45	70
Main Board:	36,553	36,438	45	70
Blocks Board 6_2_3:	12	12	0	0
Forced Sales Board:	0	0	0	0
Special Terms Board:	0	0	0	0

Trading Details by Athex Sectors and Financial Instruments (ETFs)

Code	Sectors	Gain / Lose / Same	Number of Trades	Transactions Volume	Transactions Value	% of Total Trans. Value
3010	- Banks	3 / 4 / 1	11,664	14,310,966	40,652,768.97	40.25%
5510	- Basic Resources	8 / 4 / 2	1,147	307,626	1,050,520.36	1.04%
5010	- Construction & Materials	4 / 7 / 4	4,731	1,153,200	10,735,854.65	10.63%
4020	- Consumer Products & Services	3 / 1 / 2	294	85,069	217,754.32	0.22%
6010	- Energy	2 / 1 / 1	2,503	565,878	6,405,124.45	6.34%
12000	- Financial Instruments	0 / 1 / 0	70	11,277	426,128.61	0.42%
3020	- Financial Services	2 / 2 / 1	422	64,527	308,253.31	0.31%
4510	- Food Beverage & Tobacco	2 / 2 / 2	416	77,242	904,083.83	0.90%
2010	- Health Care	1 / 2 / 0	209	173,400	167,452.40	0.17%
5020	- Industrial Goods & Services	6 / 7 / 2	1,747	491,083	3,767,629.96	3.73%
3030	- Insurance	0 / 1 / 0	39	7,993	37,953.63	0.04%
4030	- Media	0 / 3 / 0	447	156,714	590,454.83	0.58%
4520	- Personal Care, Drug & Grocery Stores	1 / 1 / 0	272	40,223	433,209.09	0.43%
3510	- Real Estate	3 / 6 / 3	1,054	392,632	1,327,962.42	1.31%
4040	- Retail	2 / 3 / 2	1,790	324,105	5,596,538.65	5.54%
1010	- Technology	5 / 4 / 1	1,189	356,259	1,296,342.25	1.28%
1510	- Telecommunications	0 / 2 / 0	1,379	274,349	3,896,028.44	3.86%
4050	- Travel & Leisure	2 / 3 / 1	2,788	1,228,213	7,547,288.10	7.47%
6510	- Utilities	3 / 2 / 1	4,404	854,286	15,635,525.47	15.48%

Top 10 best & worst performing Shares

Main Market

With positive Price change			With negative Price change		
	Closing price	change		Closing price	change
EKTER SA (CR)	2.2	5.01% #	ATTICA PUBLICATIONS SA (CR)	1.37	-7.43% €
MOTODYNAMICS S.A. (CR)	2.81	4.07% #	TITAN CEMENT (CB)	43.15	-4.11% €
EUROCONSULTANTS S.A. (CR)	1.14	3.17% #	ATHENS MEDICAL CENTER SA (CR)	2	-2.91% €
ATTICA HOLDINGS (CR)	2.51	2.87% #	KIRIAKOULIS SHIPPING SA (CR)	0.966	-2.82% €
MOTOR OIL (CR)	21.48	2.58% #	ALUMIL (CR)	4.1	-2.15% €
IKTINOS HELLAS SA (CR)	0.365	2.53% #	PRODEA (CR)	6.1	-1.61% €
INTRACOM HOLDINGS (CR)	3.045	2.53% #	CC HBC AG (CR)	35.64	-1.33% €
NOVAL PROPERTY REIC (CR)	2.53	2.02% #	GR. SARANTIS S.A. (CR)	11.4	-1.21% €
ALPHA SERVICES HOLD (CR)	1.7635	1.91% #	EYDAP S.A. (CR)	6.02	-1.15% €
HELLENIQ ENERGY (CR)	7.84	1.82% #	LAMDA DEVELOPMENT SA (CR)	6.9	-1.15% €
With the highest Transactions Value			With the highest Transactions Volume		
	Value (thou. €)	change		Volume	change
ALPHA SERVICES HOLD (CR)	11,380.90	1.91% #	ALPHA SERVICES HOLD (CR)	6,483,897	1.91% #
PIRAEUS FINANCIAL HOLD (CR)	10,357.42	0.69% #	EUROBANK HOLDINGS (CR)	3,805,825	-0.84% €
METLEN ENERGY & METALS (CR)	10,302.07	0.81% #	PIRAEUS FINANCIAL HOLD (CR)	2,364,663	0.69% #
EUROBANK HOLDINGS (CR)	9,018.12	-0.84% €	NATIONAL BANK (CR)	980,229	-0.85% €
NATIONAL BANK (CR)	8,020.07	-0.85% €	INTRALOT (CR)	689,299	1.70% #
TITAN CEMENT (CB)	7,173.89	-4.11% €	ATTICA BANK S.A. (CR)	474,697	0.57% #
OPAP (CR)	5,973.48	0.00% -	HELLENIQ ENERGY (CR)	396,129	1.82% #
JUMBO SA (CR)	5,102.92	-0.75% €	OPAP (CR)	356,743	0.00% -
PPC (CR)	4,227.38	1.04% #	PPC (CR)	312,219	1.04% #
OTE (CR)	3,879.24	-0.56% €	METLEN ENERGY & METALS (CR)	293,751	0.81% #

Note: Stocks that are not included in the "Under Supervision" category, and the transactions value is more than 10,000 €.

Derivatives Summary

	Number of Trades	Volume	Open Interest
Index Futures	114	784	6,769
FTSE/Athex Banks	2	4	1,317
FTSE/Athex Large Cap	112	780	5,452
MSCI GREECE REBASED	0	0	0
Stock Futures	1,559	27,504	417,769
ADMIE (IPTO) HOLDING S.A. (CR)	20	190	20,967
AEGEAN AIRLINES (CR)	25	94	3,937
AKTOR S.A. HOLDING CO. (CR)	18	49	12,060
ALPHA SERVICES HOLD (CR)	331	16,120	170,691
ATHENS INTL AIRPORT (CR)	2	2	274
AUTOHELLAS SA (CR)	0	0	116
AVAX S.A. (CR)	8	27	1,283
BANK OF CYPRUS (CR)	0	0	53
CC HBC AG (CR)	2	6	142
CENERGY HOLDINGS (CB)	48	179	6,281
ELLAKTOR (CR)	2	25	2,319
ELVALHALCOR (CR)	28	210	6,918
EUROBANK HOLDINGS (CR)	53	1,147	16,824
EYDAP S.A. (CR)	1	5	4,200
FOURLIS (CR)	16	50	866
GEK TERNA (CR)	18	125	12,038
HELLENIC EXCHANGES-A.S.E. (CR)	4	14	3,280
HELLENIQ ENERGY (CR)	68	417	4,969
INTRACOM HOLDINGS (CR)	64	338	11,673
JUMBO SA (CR)	7	25	479
LAMDA DEVELOPMENT SA (CR)	19	48	7,409
METLEN ENERGY & METALS (CR)	193	708	8,225
MIG (CR)	0	0	201
MOTOR OIL (CR)	96	378	7,003
NATIONAL BANK (CR)	86	658	16,607
OPAP (CR)	4	15	1,060
OPTIMA BANK (CR)	0	0	57
OTE (CR)	40	202	3,316
P.P.A. S.A. (CR)	0	0	133
PIRAEUS FINANCIAL HOLD (CR)	177	5,516	64,883
PPC (CR)	109	585	23,298
QUEST HOLDINGS (CR)	0	0	162
TERNA ENERGY (CR)	0	0	25
TITAN CEMENT (CB)	87	190	544
VIOHALCO SA/NV (CB)	33	181	5,476
Index Options	8	100	1,000
FTSE/Athex Large Cap	8	100	1,000
Stock Options	2	5	271
ALPHA SERVICES HOLD (CR)	0	0	0
NATIONAL BANK (CR)	0	0	2
OPAP (CR)	0	0	14
OTE (CR)	0	0	2
PIRAEUS FINANCIAL HOLD (CR)	2	5	50
PPC (CR)	0	0	203
Total Derivatives Traded	1,683	28,393	425,809

Daily Official List

Year: 146 Trading Day No: 28

Section 2: Analytic Figures of Shares Transactions

Tuesday, 11 February, 2025

Number of Outstanding Securities	Nominal Value	Dividends [1]			Date of Last Coupon		Note	Shares	Closing price	% change	Previous closing price/date	Open price	Price min	Price max	Last price	Avg price	Last Bid [7]	Last Ask [7]	P/E after tax	Year	Volume	Trades	Transactions Value[8]	Company Mkt Value (thou. €)	Year low	Year high	Sector[4]		
		2022	2023	2024	Dividend [2]	Right																							
15,000,000	0.300	---	---	---	06/07/2007	18/07/2000	---	DAIOS PLASTICS SA (CR)	3.46	---	3.46	10/02/2025	---	---	---	---	560@3.30	270@3.52	---	---	---	---	---	51,900.00	3.28	3.68	50203015		
36,300,000	1.12	---	0.0276	---	27/08/2024	12/12/2007	---	THESSALONIKA WATER & SEWERAGE	3.33	-0.60	€	3.35	10/02/2025	3.34	3.31	3.34	3.34	3.326	105@3.31	698@3.34	---	---	1,887	9	6,276.03	120,879.00	3.22	3.46	65102030
86,735,980	0.310	---	0.02	---	22/07/2024	07/09/2023	---	ATHENS MEDICAL CENTER SA (CR)	2	-2.91	€	2.06	10/02/2025	2.01	2	2.06	2	2.021	250@2.00	500@2.02	---	---	20,271	86	40,973.64	173,471.96	1.495	2.12	20101025
3,417,600	0.100	0.016	0.016	---	04/07/2024	02/04/2024	---	INTERWOOD-XYLEMPORIA (PR)	0.328	---	0.328	10/02/2025	0.36	0.36	0.36	0.36	0.36	3000@0.296	2802@0.360	---	---	178	1	64.08	13,020.33	0.302	0.366	50101020	
2,760,000	11.83	11.8	12.4	---	03/06/2024	16/07/1990	---	KARELIA (CR)	322	0.63	€	320	10/02/2025	322	320	324	322	321.138	2@320.00	45@324.00	---	---	160	18	51,382.00	888,720.00	320	354	45103010
6,700,000	0.800	0.047	0.047	---	23/07/2024	29/05/2014	---	MILLS KEPENOS (CR)	1.83	---	1.83	10/02/2025	---	---	---	---	---	400@1.76	5@1.87	19.65	2023	---	---	---	12,261.00	1.73	1.83	45102020	
18,017,472	0.360	---	0.03	---	11/10/2024	28/08/2017	---	DOMAINE COSTA LAZARIDI (CR)	1.7	---	1.7	10/02/2025	---	---	---	---	---	125@1.70	45@1.83	---	---	---	---	---	30,629.70	1.7	1.91	45101015	
21,364,000	1.12	0.4	---	---	21/08/2023	08/03/2023	---	LAMPASA HOTEL SA (CR)	37	-0.54	€	37.2	10/02/2025	37	37	37	37	37	150@37.00	50@38.00	---	---	200	2	7,400.00	790,468.00	37	38	40501025
5,939,268	0.620	---	---	---	10/07/2003	03/01/2002	---	LANAKAM SA (CR)	0.975	-4.41	€	1.02	10/02/2025	0.98	0.96	1.02	1.02	0.975	1000@0.930	699@1.02	---	---	3,655	7	3,564.10	5,790.79	0.895	1.1	40401020
9,819,370	0.500	---	---	---	14/08/2007	09/01/2004	---	MATHIOS REFRACTORY SA (CR)	0.64	0.31	€	0.638	10/02/2025	0.632	0.616	0.68	0.628	0.639	130@0.616	76@0.638	---	---	2,535	33	1,619.89	6,284.40	0.59	0.68	55101000
32,188,050	0.700	---	---	---	21/07/2008	20/01/2000	---	MOUZAKIS (CR)	0.645	---	0.645	10/02/2025	0.62	0.605	0.645	0.645	0.623	200@0.600	1000@0.640	---	---	4,713	16	2,936.06	20,761.29	0.605	0.695	55101020	
8,321,682	0.670	---	---	---	17/08/2007	23/11/1999	---	N. LEVENTERIS (CR)	0.276	---	0.276	10/02/2025	0.254	0.25	0.254	0.25	0.25	---	412@0.250	---	2023	406	2	101.50	2,823.95	0.244	0.288	55102010	
27,379,200	0.980	0.45	0.5001	---	01/08/2024	29/08/2022	---	CRETE PLASTICS SA (CR)	14.8	---	14.8	10/02/2025	14.8	14.8	14.8	14.8	14.8	219@14.80	4192@15.20	---	---	1	1	14.80	405,212.16	14	15.2	50203015	
255,494,534	2.71	0.255	0.247	0.47	11/12/2024	30/09/2021	---	PRODEA (CR)	6.1	-1.61	€	6.2	10/02/2025	6.1	6.1	6.25	6.15	6.112	477@6.05	45@6.15	---	---	6,027	19	36,834.20	1,558,516.66	5.8	6.7	35102000
4,181,450	0.500	---	---	---	21/08/2000	05/03/2002	---	FLOUR MILLS SARANTOPOULOS SA	1.07	---	1.07	10/02/2025	---	---	---	---	---	---	2000@1.07	---	---	---	---	---	4,474.15	1.07	1.09	45102020	

Exchange Traded Funds (ETFs)

971,502	---	---	---	---	15/06/2016	---	ALPHA ETF FTSE Athex Large Cap	37.705	-0.38	€	37.85	10/02/2025	37.7	37.65	37.87	37.705	37.787	500@37.65	500@37.75	---	---	11,277	70	426,128.61	---	35.74	38.02	12003
---------	-----	-----	-----	-----	------------	-----	--------------------------------	--------	-------	---	-------	------------	------	-------	-------	--------	--------	-----------	-----------	-----	-----	--------	----	------------	-----	-------	-------	-------

Surveillance

89,078,604	0.040	---	---	---	07/07/2010	16/01/2024	5160	FRIGOGLASS SA (CR)	0.204	2.00	€	0.2	10/02/2025	0.204	0.204	0.204	0.204	0.204	3000@0.194	20768@0.204	---	2023	25,000	8	5,100.00	18,172.04	0.184	0.218	50204000
13,191,620	0.620	---	---	---	04/08/2010	09/09/2002	5232	YALCO - CONSTANTINOU (CR)	0.162	---	0.162	10/02/2025	---	---	---	---	---	---	3585@0.146	---	---	---	---	---	---	2,137.04	0.146	0.162	40202020
17,579,754	4.16	---	---	---	18/08/2006	02/08/2010	---	BIOTER SA (CR)	0.27	8.00	€	0.25	10/02/2025	0.27	0.27	0.27	0.27	0.27	1000@0.260	76@0.274	---	---	3,000	3	810.00	4,746.53	0.226	0.29	50101010
15,842,391	1.51	---	---	---	15/07/2009	12/05/2000	5141	BITROS HOLDING SA (CR)	0.72	---	0.72	10/02/2025	---	---	---	---	---	450@0.655	70@0.700	---	---	---	---	---	---	11,406.52	0.535	0.77	55102010
24,319,250	0.300	---	---	---	09/07/2002	04/07/2007	5165	PRODEFTIKH SA (CR)	0.284	-8.39	€	0.31	10/02/2025	0.308	0.284	0.308	0.284	0.286	15000@0.282	5000@0.300	---	---	98,161	32	28,117.72	6,906.67	0.246	0.376	50101010
28,438,268	0.070	---	---	---	21/08/2006	24/11/1999	5253	SPIROY AGRICULTURE SA (CR)	0.151	---	0.151	10/02/2025	0.151	0.151	0.151	0.151	0.151	5000@0.155	1500@0.166	---	---	1,400	2	211.40	4,294.18	0.138	0.16	45102010	
1,011,000	1.00	---	---	---	01/07/2004	11/12/2012	5193	TRIA ALFA SA (CR)	4.8	---	4.8	10/02/2025	---	---	---	---	---	---	---	120@4.70	---	2023	---	---	---	4,852.80	4.04	4.8	55101020

Suspension Status

65,326,268	0.530	---	---	---	04/07/2007	19/07/2006	4750	SATO SA (CR)	0.028	---	0.028	05/09/2024	---	---	---	---	---	---	---	---	---	---	---	---	---	1,829.14	0.028	0.028	40202015
54,654,600	0.050	---	---	---	01/07/1998	30/12/2022	5275	VIS SA (CR)	0.144	---	0.144	05/02/2025	---	---	---	---	---	---	555836@0.144	---	---	---	---	---	---	7,870.26	0.144	0.144	50203030
3,961,300	1.28	---	---	---	29/06/2004	03/08/2000	5248	DUROS SA (CR)	0.25	---	0.25	24/04/2023	---	---	---	---	---	---	---	---	---	---	---	---	---	990.33	0.25	0.25	40204020
51,754,364	0.300	---	---	---	23/12/2003	24/01/2007	5197	SELECTED TEXT. IND. ASSOC (CR)	0.132	---	0.132	31/10/2024	---	---	---	---	---	---	---	---	---	---	---	---	---	6,831.58	0.132	0.132	55101020

Shares' Notes

Code	Note text
()	- Adjusted dividends.
*	- Last adjusted closing price.
[1]	- Net dividends.
[2]	- The "Date of Last Coupon" for New listings refers to the date company's stocks started to trade in Athex
[3]	- The Company Market Value is referred to the number of outstanding shares
[4]	- Sectors codification can be found in Appendix A
[5]	- The Market Value refers to the total number of shares listed (including their several classes) in the exchange by the company.
[6]	- P/E greater than 100
[7]	- Last view of the Order Book before the end of the trading session
[8]	- All Blocks Methods' Transactions Value are included.
4750	- Transfer to the Under Surveillance Category from 8/4/2011.
5093	- Transfer to the Surveillance Category as of 8/4/2015.
5141	- Transfer to the Surveillance Category as of 10/05/2017.
5160	- Transfer to the Surveillance Category as of 15/04/2016.
5165	- Transfer to the Surveillance Category as of 15/02/2018.
5193	- Transfer to the Surveillance Category as of 25/10/2018.
5197	- Transfer to the Surveillance Category as of 07/11/2018.
5232	- Transfer to the Under Surveillance Category from 08/04/2011.
5248	- Transfer to the Surveillance Category as of 06/09/20116.
5253	- Transfer to the Surveillance Category as of 14/5/2021.
5275	- Transfer to the Surveillance Category as of 09/07/2020.

Securities Blocks Details

Securities	Block Volume	Price	Block Trade Value	Time of approval	Note
ATHENS INTL AIRPORT (CR)	8,611	8.55	73,585.30	10:37:10	14
BANK OF CYPRUS (CR)	23,931	5.00	119,655.00	10:56:07	20
HELLENIQ ENERGY (CR)	50,000	7.75	387,500.00	11:21:16	20
EUROBANK HOLDINGS (CR)	500,000	2.38	1,190,500.00	12:14:24	20
PIRAEUS FINANCIAL HOLD (CR)	144,774	4.38	634,689.22	13:21:42	20
GEK TERNA (CR)	15,000	18.76	281,400.00	14:10:57	20
ALPHA SERVICES HOLD (CR)	200,000	1.75	350,000.00	15:38:56	20
EUROBANK HOLDINGS (CR)	399,401	2.36	943,784.56	16:09:40	20
JUMBO SA (CR)	20,000	26.55	531,000.00	16:15:15	20
EYDAP S.A. (CR)	10,000	6.06	60,600.00	16:28:39	20
HELLENIQ ENERGY (CR)	56,000	7.84	439,040.00	17:00:51	20
OPAP (CR)	42,414	16.77	711,282.78	17:16:12	20

Blocks Notes

- 9 - Method 6-1 / Special Fees
- 10 - Method 6-1 / Special Fees, SDS
- 14 - Method 6-3 / Settlement, Incomplete Buy and Sell
- 18 - Method 6-2 / SPOT 1
- 19 - Method 6-2 / SPOT 2
- 20 - Method 6-1 and Method 6-1 Same Day Settlement
- 21 - Other Pre-agreed

Shares Rights Details

Occured date	Exercise from	Exercise until	Trading until	Rights	Price min	Price max	Closing price	Last Bid	Last Ask	Volume	Trades	Transactions Value
--------------	---------------	----------------	---------------	---------------	-----------	-----------	---------------	----------	----------	--------	--------	--------------------

No Rights Transactions.

Forced Sales Details

Securities	Category of Security	Transactions Volume	Number of Trades	Transactions Value	Note
------------	----------------------	------------------------	---------------------	-----------------------	------

No Forced Transactions.

Forced Sales Notes

- 1 - Compulsory Public Forced Sales
- 2 - Forced Sales of Fixed Registered Shares
- 3 - Forced Sales of Remaining Fractional Shares

Exchange Traded Funds (ETFs) Characteristics

	Transactions Date (T)	Creation / Redemption	Units (T-1)	New Units (T-1)	Redemption Units (T-1)	Units (T) [1]	Fund Assets [2]	Net Unit Price	Dividend per Unit	Dividend Date
ALPHA ETF FTSE Athex Large Cap	11/02/2025	5,000	971,502	---	---	971,502	36,689,020.00	37.7653	1.35	01/07/2024

ETFs Notes

[1] - Units (T) = Units (T-1) + New Units (T-1) - Redemption Units (T-1)

[2] - The Creation / Redemption Units of T-1 are included.

Non Convertible Corporate Bonds - Regulated Market

Num Listed Bonds	Nominal price	Issue price	Today's Rate	Exp. Date	Duration (years)	Note	Coupon		Trading Unit	Corporate Bonds	Accrued Int.	Yield.T.Mat	Price min	Price max	Closing price	Previous closing price/date	Volume	Transactions Value	Last order		Date	ear min	Year max	
							Common	Preferred											Price	Buy / Sell				
250,000	1,000.00	1,000.00	2.45	16/11/2028	7	---	7	---	1	ELVALHALCOR S.A. (Non Convertible)	5.9208	3.5680	95.2000	95.3500	95.2800	95.3500	10/02/2025	66,000	63,260.79	95.2001	B	11/02/2025	94.5100	97.5000
320,000	1,000.00	1,000.00	3.40	21/07/2027	7	---	10	---	1	LAMDA DEVELOPMENT S.A. (Non Convertible)	2.1722	3.5650	97.6000	99.0000	98.3500	98.6340	10/02/2025	99,000	97,444.18	98.0000	B	11/02/2025	97.6000	99.5999
200,000	1,000.00	1,000.00	2.10	27/10/2027	7	---	9	---	1	O.P.A.P. S.A. (Non Convertible)	6.2417	2.6740	97.5000	98.0000	97.9080	97.4370	10/02/2025	61,000	60,104.62	97.5000	B	11/02/2025	96.0100	98.1000
200,000	1,000.00	1,000.00	1.90	23/03/2028	7	---	8	---	1	MOTOR OIL CORINTH REFINERIES SA (Non Convertible)	7.5472	3.2630	95.2500	95.4001	95.4000	95.3210	10/02/2025	28,000	26,903.84	95.3001	B	11/02/2025	95.2000	96.0000
230,000	1,000.00	1,000.00	4.70	12/07/2029	7	---	6	---	1	LAMDA DEVELOPMENT S.A. (Non convertible)	4.0472	3.9290	100.9000	101.1000	101.0900	101.1000	10/02/2025	118,000	119,648.65	100.9000	B	11/02/2025	100.5000	103.2000
100,000	1,000.00	1,000.00	4.40	26/07/2029	7	---	6	---	1	CPLP SHIPPING HOLDINGS PLC (Non Convertible)	2.0778	3.7670	100.5006	101.0000	100.7887	101.2360	10/02/2025	13,000	13,129.54	101.0000	B	11/02/2025	100.5000	104.0000
199,375	1,000.00	1,000.00	3.60	12/03/2026	7	---	12	---	1	AEGEAN AIRLINES S.A. (Non Convertible)	15.4000	2.9990	99.8000	100.3500	99.9501	99.9250	10/02/2025	74,000	75,102.70	99.8200	B	11/02/2025	99.6862	101.0000
150,000	1,000.00	1,000.00	2.60	22/10/2026	7	---	11	---	1	TERNA ENERGY FINANCE S.A. (Non Convertible)	8.2333	3.0150	98.3000	98.7000	98.6333	98.1520	06/02/2025	30,000	29,837.00	98.2000	B	11/02/2025	97.6272	98.9500
500,000	1,000.00	1,000.00	2.75	03/07/2027	7	---	10	---	1	GEK TERNA S.A. (Non Convertible)	3.1319	3.2280	97.9000	98.1000	97.9931	97.9740	10/02/2025	86,000	84,543.41	97.8500	B	11/02/2025	96.5000	98.3894
150,000	1,000.00	1,000.00	2.65	22/10/2026	5	---	7	---	1	CPLP SHIPPING HOLDINGS PLC (Non Convertible)	8.3917	3.5520	98.0200	98.4900	98.0300	98.1100	10/02/2025	11,000	10,880.01	98.0300	B	11/02/2025	97.3000	98.4900
120,000	1,000.00	1,000.00	3.95	04/04/2025	7	---	14	---	1	GEK TERNA S.A. (Non Convertible)	14.4833	4.1910	---	---	---	99.8000	10/02/2025	---	---	99.8000	B	11/02/2025	99.5000	100.3000
120,000	1,000.00	1,000.00	2.65	06/12/2028	7	---	7	---	1	NOVAL PROPERTY REIC (Non Convertible)	5.0792	3.8250	94.8000	95.4200	94.9333	95.3000	10/02/2025	21,000	20,096.47	94.5500	B	11/02/2025	94.2301	97.0000
300,000	1,000.00	1,000.00	2.30	14/12/2028	7	---	7	---	1	GEK TERNA S.A. (Non Convertible)	3.7694	3.4720	94.5400	95.1000	95.1000	94.5500	10/02/2025	26,000	24,759.41	95.1001	B	11/02/2025	92.9502	95.7000
100,000	1,000.00	1,000.00	2.95	11/02/2027	5	---	7	---	1	SAFE BULKERS PARTICIPATIONS PLC (Non Convertible)	0.1639	3.9280	97.5000	98.0000	97.5000	97.5500	10/02/2025	2,000	1,955.33	97.3000	B	11/02/2025	97.0001	99.9999
100,000	1,000.00	1,000.00	2.80	25/01/2027	5	---	7	---	1	PREMIA S.A. (Non Convertible)	1.3222	3.8780	97.0000	97.4000	97.4000	97.4500	07/02/2025	9,000	8,753.90	97.4001	B	11/02/2025	96.2000	98.3000
500,000	1,000.00	1,000.00	4.00	10/07/2030	7	---	4	---	1	METLEN ENERGY & METALS S.A. (Non Convertible)	3.7778	3.5520	101.0000	101.3899	101.0003	101.3000	10/02/2025	149,000	151,221.00	101.0100	B	11/02/2025	100.4600	101.8000
99,697	1,000.00	1,000.00	5.50	15/12/2028	5	---	3	---	1	IDEAL HOLDINGS S.A. (Non Convertible)	9.0139	4.0550	103.6630	104.0000	103.9775	103.6630	10/02/2025	15,000	15,731.84	103.7500	B	11/02/2025	102.9732	104.0000
200,000	1,000.00	1,000.00	4.25	23/01/2029	5	---	3	---	1	AUTOHELLAS S.A. (Non Convertible)	2.4792	3.6080	101.5990	101.7500	101.6745	101.1600	10/02/2025	4,000	4,076.90	101.5200	B	11/02/2025	100.2110	102.8000

Corporate Bonds Notes

Transactions Volume = (Pieces) * (Nominal Price). Transactions Value = (Pieces) * (Nominal Price) * (price %) + (Accrued interest).

The price of a Bond is stated as a percentage (%) of Bond's Nominal Price.

Nominal Price in Euros (€), except if it is noted differently.

Non Convertible Corporate Bonds - Regulated Market

Num Listed Bonds	Nominal price	Issue price	Today's Rate	Exp. Date	Duration (years)	Note	Coupon		Trading Unit	Corporate Bonds	Accrued Int.	Yield.T.Mat	Price min	Price max	Closing price	Previous closing price/date	Volume	Transactions Value	Last order		ear min	Year max		
							Common	Preferred											Price	Buy / Sell			Date	
130,000	1,000.00	1,000.00	6.00	27/02/2029	5	---	2	---	1	INTRALOT S.A. (Non Convertible)	28.3333	4.8410	102.7000	103.0000	103.0000	102.7000	10/02/2025	58,000	61,266.33	102.4500	B	11/02/2025	101.0000	103.0000
300,000	1,000.00	1,000.00	2.30	20/07/2028	7	---	8	---	1	PRODEA REIC S.A.(Non Convertible)	1.5333	3.5360	94.9000	95.2500	95.2500	94.9600	10/02/2025	54,000	51,410.50	94.9500	B	11/02/2025	94.0000	95.2500

Corporate Bonds Notes

Transactions Volume = (Pieces) * (Nominal Price). Transactions Value = (Pieces) * (Nominal Price) * (price %) + (Accrued interest).

The price of a Bond is stated as a percentage (%) of Bond's Nominal Price.

Nominal Price in Euros (€), except if it is noted differently.

Government Bonds

Number Listed Bonds	Nominal price	Today's Rate	Accrued Interest Calc	Exp. Date [1]	Duration (years)	Note	Coupons Date	Curr. coupon value	Trading Unit	Government Bonds	Price min	Price max	Closing price	Previous closing price/date	Volume	Transactions Value	Price	Last order Buy / Sell	Date
3,000,000	1,000.00	4.13	Actual/Actual	15/06/2054	30	---	15/06	4.13	1	GGB-FXD-150654-30Y-4.125-1.000	---	---	---	---	---	---	---	---	---
4,700,000	1,000.00	1.88	Actual/Actual	04/02/2035	15	---	04/02	1.88	1	GGB-FXD-040235-15Y-1.875-1.000	---	---	---	---	---	---	---	---	---
6,000,000	1,000.00	0.75	Actual/Actual	18/06/2031	10	---	18/06	0.75	1	GGB-FXD-180631-10Y-0.750-1.000	---	---	---	---	---	---	---	---	---
3,600,000	1,000.00	3.88	Actual/Actual	15/06/2028	5	---	15/06	3.88	1	GGB-FXD-150628-05Y-3.875-1.000	---	---	---	---	---	---	---	---	---
5,962,747,327	1.00	3.75	Actual/Actual	30/01/2028	10	---	/02 - 01/02 - 31/	3.75	1	GGB-FXD-300128-10Y-3.750-1.000	---	---	---	85.4610 13/07/2018	---	---	1.0000	B	28/11/2018
7,067,309,386	1.00	3.90	Actual/Actual	30/01/2033	15	---	/02 - 01/02 - 31/	3.90	1	GGB-FXD-300133-15Y-3.900-1.000	---	---	---	78.6730 13/07/2018	---	---	1.0000	B	28/11/2018
5,622,848,349	1.00	4.00	Actual/Actual	30/01/2037	19	---	/02 - 01/02 - 31/	4.00	1	GGB-FXD-300137-19Y-4.000-1.000	---	---	---	77.0370 13/07/2018	---	---	1.0000	B	28/11/2018
5,476,770,669	1.00	4.20	Actual/Actual	30/01/2042	24	---	/02 - 01/02 - 31/	4.20	1	GGB-FXD-300142-24Y-4.200-1.000	---	---	---	77.7640 13/07/2018	---	---	1.0000	B	28/11/2018
4,950,000	1,000.00	3.38	Actual/Actual	15/06/2034	10	---	15/06	3.38	1	GGB-FXD-150634-10Y-3.375-1.000	---	---	---	---	---	---	---	---	---
40,248,141	1.00	4.30	Actual/Actual	24/02/2025	13	---	24/02	4.30	1	GGB-FXD-240225-13Y-2.000-1.000	---	---	---	10.0000 22/06/2015	---	---	---	---	---
59,586,043	1.00	4.30	Actual/Actual	24/02/2026	14	---	24/02	4.30	1	GGB-FXD-240226-14Y-2.000-1.000	---	---	---	10.0000 22/06/2015	---	---	---	---	---
41,118,344	1.00	4.30	Actual/Actual	24/02/2027	15	---	24/02	4.30	1	GGB-FXD-240227-15Y-2.000-1.000	---	---	---	10.0000 22/06/2015	---	---	---	---	---
45,137,734	1.00	4.30	Actual/Actual	24/02/2028	16	---	24/02	4.30	1	GGB-FXD-240228-16Y-2.000-1.000	---	---	---	10.0000 22/06/2015	---	---	---	---	---
61,768,888	1.00	4.30	Actual/Actual	24/02/2029	17	---	24/02	4.30	1	GGB-FXD-240229-17Y-2.000-1.000	---	---	---	10.0000 22/06/2015	---	---	---	---	---
54,567,744	1.00	4.30	Actual/Actual	24/02/2030	18	---	24/02	4.30	1	GGB-FXD-240230-18Y-2.000-1.000	---	---	---	10.0000 22/06/2015	---	---	---	---	---
37,541,515	1.00	4.30	Actual/Actual	24/02/2031	19	---	24/02	4.30	1	GGB-FXD-240231-19Y-2.000-1.000	---	---	---	10.0000 22/06/2015	---	---	---	---	---
37,558,317	1.00	4.30	Actual/Actual	24/02/2032	20	---	24/02	4.30	1	GGB-FXD-240232-20Y-2.000-1.000	---	---	---	10.0000 22/06/2015	---	---	---	---	---
37,473,732	1.00	4.30	Actual/Actual	24/02/2033	21	---	24/02	4.30	1	GGB-FXD-240233-21Y-2.000-1.000	---	---	---	10.0000 22/06/2015	---	---	---	---	---
33,888,293	1.00	4.30	Actual/Actual	24/02/2034	22	---	24/02	4.30	1	GGB-FXD-240234-22Y-2.000-1.000	---	---	---	10.0000 22/06/2015	---	---	---	---	---
35,177,800	1.00	4.30	Actual/Actual	24/02/2035	23	---	24/02	4.30	1	GGB-FXD-240235-23Y-2.000-1.000	---	---	---	10.0000 22/06/2015	---	---	---	---	---
35,547,268	1.00	4.30	Actual/Actual	24/02/2036	24	---	24/02	4.30	1	GGB-FXD-240236-24Y-2.000-1.000	---	---	---	10.0000 22/06/2015	---	---	---	---	---
40,246,306	1.00	4.30	Actual/Actual	24/02/2037	25	---	24/02	4.30	1	GGB-FXD-240237-25Y-2.000-1.000	---	---	---	10.0000 22/06/2015	---	---	---	---	---
37,643,952	1.00	4.30	Actual/Actual	24/02/2038	26	---	24/02	4.30	1	GGB-FXD-240238-26Y-2.000-1.000	---	---	---	10.0000 22/06/2015	---	---	---	---	---
36,977,100	1.00	4.30	Actual/Actual	24/02/2039	27	---	24/02	4.30	1	GGB-FXD-240239-27Y-2.000-1.000	---	---	---	10.0000 22/06/2015	---	---	---	---	---
41,615,000	1.00	4.30	Actual/Actual	24/02/2040	28	---	24/02	4.30	1	GGB-FXD-240240-28Y-2.000-1.000	---	---	---	10.0000 22/06/2015	---	---	---	---	---
42,227,208	1.00	4.30	Actual/Actual	24/02/2041	29	---	24/02	4.30	1	GGB-FXD-240241-29Y-2.000-1.000	---	---	---	10.0000 22/06/2015	---	---	---	---	---
68,288,487	1.00	4.30	Actual/Actual	24/02/2042	30	---	24/02	4.30	1	GGB-FXD-240242-30Y-2.000-1.000	---	---	---	10.0000 22/06/2015	---	---	---	---	---
4,500,000	1,000.00	3.88	Actual/Actual	12/03/2029	10	---	12/03	3.88	1	GGB-FXD-120329-10Y-3.875-1.000	---	---	---	---	---	---	100.0000	B	15/10/2019
4,500,000	1,000.00	0.00	Actual/Actual	12/02/2026	5	---	12/02	0.00	1	GGB-FXD-120226-05Y-0.000-1.000	---	---	---	---	---	---	---	---	---
2,209,163	1,000.00	3.38	Actual/Actual	15/02/2025	7	---	15/02	3.38	1	GGB-FXD-150225-07Y-3.375-1.000	---	---	---	---	---	---	---	---	---
964,000	1,000.00	3.25	Actual/Actual	20/03/2025	6	---	20/03	3.25	1	GGB-FXD-200325-06Y-3.250-1.000	---	---	---	---	---	---	---	---	---
2,100,000	1,000.00	3.55	Actual/Actual	20/03/2026	7	---	20/03	3.55	1	GGB-FXD-200326-07Y-3.550-1.000	---	---	---	---	---	---	---	---	---
5,500,000	1,000.00	1.50	Actual/Actual	18/06/2030	10	---	18/06	1.50	1	GGB-FXD-180630-10Y-1.500-1.000	---	---	---	---	---	---	---	---	---
3,500,000	1,000.00	4.38	Actual/Actual	18/07/2038	15	---	18/07	4.38	1	GGB-FXD-180738-15Y-4.375-1.000	---	---	---	---	---	---	---	---	---

Government Bonds Notes

Transactions Volume = (Pieces) * (Nominal Price). Transactions Value = (Pieces) * (Nominal Price) * (price %) + (Accrued interest).

The Value of current coupon for the issues with NV 0.01 euro refers to NV 100 euros

FLR: Floating Interest Rate.

[1] - The Expiration Date of the interest bearing period and the Date for coupon payment.

Government Bonds

Number Listed Bonds	Nominal price	Today's Rate	Accrued Interest Calc	Exp. Date [1]	Duration (years)	Note	Coupons Date	Curr. coupon value	Trading Unit	Government Bonds	Price min	Price max	Closing price	Previous closing price/date	Volume	Transactions Value	Price	Last order Buy / Sell	Date
40,000	1,000.00	3.91	FLR	Actual/360	18/09/2025	1	---	18/09 - 18/03	---	1	GGB-FLT-180925-01Y-3.915-1.000	---	---	---	---	---	---	---	---
5,364,250	1,000.00	3.25		Actual/Actual	20/03/2050	30	---	20/03	3.25	1	GGB-FXD-200350-30Y-3.250-1.000	---	---	---	---	---	---	---	---
4,000,000	1,000.00	3.63		Actual/Actual	15/06/2035	10	---	15/06	3.63	1	GGB-FXD-150635-10Y-3.625-1000.00	---	---	---	---	---	---	---	---
3,924,361	1,000.00	2.00		Actual/Actual	22/04/2027	7	---	22/04	2.00	1	GGB-FXD-220427-07Y-2.000-1.000	---	---	---	---	---	99.9000	B	22/04/2020
2,500,000	1,000.00	1.88		Actual/Actual	23/07/2026	7	---	23/07	1.88	1	GGB-FXD-230726-07Y-1.875-1.000	---	---	---	---	---	---	---	---
4,900,000	1,000.00	4.25		Actual/Actual	15/06/2033	10	---	15/06	4.25	1	GGB-FXD-150633-10Y-4.250-1.000	---	---	---	---	---	---	---	---
3,500,000	1,000.00	1.88		Actual/Actual	24/01/2052	30	---	24/01	1.88	1	GGB-FXD-240152-30Y-1.875-1.000	---	---	---	---	---	---	---	---
3,700,000	1,000.00	1.75		Actual/Actual	18/06/2032	10	---	18/06	1.75	1	GGB-FXD-180632-10Y-1.750-1.000	---	---	---	---	---	---	---	---
2,200,000	1,000.00	1.13	FLR	Actual/360	15/12/2027	5	---	- 15/12 - 15/03 -	---	1	GGB-FLT-151227-05Y-1.130-1.000	---	---	---	---	---	102.1600	B	30/12/2022

Government Bonds Notes

Transactions Volume = (Pieces) * (Nominal Price). Transactions Value = (Pieces) * (Nominal Price) * (price %) + (Accrued interest).

The Value of current coupon for the issues with NV 0.01 euro refers to NV 100 euros

FLR: Floating Interest Rate.

[1] - The Expiration Date of the interest bearing period and the Date for coupon payment.

Treasury Bills & Zero Coupon Government Bonds

Issue Date	13-Week Maturity									26-Week Maturity									52-Week Maturity								
	Exp. Date	Initial Rate	Num Listed Bonds	Nominal price	Issue price	Last Trade Price	Last Trade Date	Volume Traded	Note	Exp. Date	Initial Rate	Num Listed Bonds	Nominal price	Issue price	Last Trade Price	Last Trade Date	Volume Traded	Note	Exp. Date	Initial Rate	Num Listed Bonds	Nominal price	Issue price	Last Trade Price	Last Trade Date	Volume Traded	Note
08/03/2024	---	---	---	---	---	---	---	---	---	---	---	---	---	---	---	---	---	---	07/03/2025	3.73	812,500	1,000.00	963.70	---	---	---	---
07/06/2024	---	---	---	---	---	---	---	---	---	---	---	---	---	---	---	---	---	---	06/06/2025	3.34	600,000	1,000.00	967.30	---	---	---	---
06/09/2024	---	---	---	---	---	---	---	---	---	---	---	---	---	---	---	---	---	---	05/09/2025	2.82	600,000	1,000.00	972.28	---	---	---	---
06/12/2024	---	---	---	---	---	---	---	---	---	---	---	---	---	---	---	---	---	---	05/12/2025	2.27	600,000	1,000.00	977.58	---	---	---	---

Bonds in Circulation	Currency / Min nominal traded Value	Coupons Payment Date	Current Coupon Value	Note	Coupon	Trading Unit	Issue Date	Duration (years)	Today's Interest	A.I.C in days	Bonds	Last price of previous days		Last Outcry in Cash (euro)			Trades in Pieces	Life min	Life Max
												Price	Buy / Sell	Date	Price	Buy / Sell			
Corporate Bonds in Foreign Currency and Euro																			
103,746	GBP / 10	01/12	0.25	---	66	1	01/12/1930	98	2.5	360	National Mortgage Bank	2.27	05/02/1996	2.27	S	05/02/1996	---	2.27	2.27
0	GBP / 10	01/12	0.25	---	68	1	01/12/1928	100	2.5	360	National Mortgage Bank	---	---	---	---	---	---	---	---

Government Bonds Notes

A.I.C: Accrued Interest Calculation base.

FLR: Floating Interest Rate.

The minimum tradeable Nominal Value for all Demeterialised Government Titles is 100 Euros.

(μφρ-0)

Athex & ATHEXClear Members List

Member Name				Stock Market			Derivatives Market		ATHEXClear Member	
	Address	Phone	Fax	Market Member	Remote Member	Market Maker	Proprietary	Market Maker	General Clearing	Direct Clearing
A. SARRIS SECURITIES S.A.				a						
6, ΔΡΑΓΑΤΣΑΝΙΟΥ 6 ΑΘΗΝΑ	2103367700									
ΑΕΟΝIC SECURITIES C.I.F. P.L.C.				a						
, ΛΑΪΟΥ 6, ΓΡ. 301B, ANNA COURT	35725337600									
ALPHA BANK S.A.									a	
, ΣΤΑΔΙΟΥ 40 ΑΘΗΝΑ	2103260000									
ALPHA FINANCE INVESTMENT SERVICES SINGLE MEMBER SA				a		a	a	a		a
5, ΠΑΝΕΠΙΣΤΗΜΙΟΥ 45 ΑΘΗΝΑ	2103677400									
ARGUS STOCKBROKERS LTD				a	a		a			
25, 25 ΛΕΩΦΟΡΟΣ ΔΗΜΟΣΘΕΝΗ ΣΕΒΕΡΗ	0035722717000									
ATHLOS CAPITAL INVESTMENT SERVICES LTD				a	a					
, 17 STASINOU AVENUE, BEDIZIA TOWER, 6TH & 7TH FL.	35722110777									
ATLANTIC SECURITIES LTD				a	a					
37, ΠΡΟΔΡΟΜΟΥ 37	0035722445400									
AXON SECURITIES S.A.				a			a			
48, ΣΤΑΔΙΟΥ 48 ΑΘΗΝΑ	2103363800									
BETA SECURITIES S.A.				a		a	a			a
29, ΑΛΕΞΑΝΔΡΑΣ 29 ΑΘΗΝΑ	210 6478900									
BNP PARIBAS S.A.									a	
, ΛΑΜΨΑΚΟΥ 2 ΑΘΗΝΑ	2107468525									
BOFA SECURITIES EUROPE SA				a	a					
, 51 RUE LA BOËTIE	+33 153655555									
CITIGROUP GLOBAL MARKETS EUROPE AG				a	a					
16, REUTERWEG 16	+49 691366-0									
CITIGROUP GLOBAL MARKETS LIMITED				a						
1, 33 CANADA SQUARE -CANARY WHARF	+44 02079864000									
CREDIT SUISSE BANK (EUROPE), S.A.				a						
, CALLE AYALA 42, 3A PLANTA-B MADRID	+34917916000									
CREDIT SUISSE SECURITIES (EUROPE) LIMITED				a						
1, ONE CABOT SQUARE LONDON	+44 2078888888									
CYCLOS SECURITIES S.A.				a			a			
39, ΧΑΡΙΛΑΟΥ ΤΡΙΚΟΥΠΗ 6-8-10 ΑΘΗΝΑ	2103364300									
DEUTSCHE BANK S.A.					a					
1, GREAT WINCHESTER STREET LONDON	+44 20 754 54209	00441133361437								
EUROBANK EQUITIES INVESTMENT FIRM SINGLE MEMBER SA				a		a	a	a		a
, ΦΙΛΕΛΛΗΝΩΝ 10 & ΞΕΝΟΦΩΝΤΟΣ 13 ΑΘΗΝΑ	2103720425									
EUROBANK S.A.									a	
, ΟΘΩΝΟΣ 8 ΑΘΗΝΑ	2144043907									
EUROCORP INVESTMENT SERVICES S.A.				a			a			a
14, ΠΛ.ΦΙΛΙΚΗΣ ΕΤΑΙΡΕΙΑΣ 14 ΑΘΗΝΑ	2107263600									
EUROTRUST INVESTMENT FIRM SA				a						
113, ΣΕΒΑΣΤΟΥΠΟΛΕΩΣ 113 ΑΘΗΝΑ	2103363100									
EUROXX SECURITIES S.A.				a		a	a	a		a
7, ΠΑΛΕΟΛΟΓΟΥ ΧΑΛΑΝΔΡΙ	+30 2106879400	210-6879401								
7, ΠΑΛΑΙΟΛΟΓΟΥ ΧΑΛΑΝΔΡΙ	(210)-6879400	(210)-6879401								
FREEDOM FINANCE EUROPE LTD				a	a					
, ΧΡΙΣΤΑΚΗ ΚΡΑΝΟΥ 20	035725257786									
G. A. PERVANAS SECURITIES- INVESTMENT SERVICES S.A.				a						
7-9, ΣΟΦΟΚΛΕΟΥΣ 7-9 ΑΘΗΝΑ	2103727200									
GLOBAL CAPITAL SECURITIES & FINANCIAL SERVICES LTD				a	a					
50, ΛΑΡΧΙΕΠΙΣΚΟΠΟΥ ΜΑΚΑΡΙΟΥ Γ50	0035722710710									
GREENPOST TRADING EUROPE LTD				a	a					
, ΚΙΜΩΝΟΣ 3, ACROPOLIS MANSIONS, 2ND FLOOR, FLAT/OFFICE 202	035722521389									
HELLENIC AMERICAN SECURITIES S.A.				a		a	a			a
27, ΑΝΔΡΕΑ ΠΑΠΑΝΔΡΕΟΥ 27 ΜΑΡΟΥΣΙ	2103311100									
HELLENIC BANK (INVESTMENTS) LTD					a					
, ΑΥΞ.ΚΥΡΙΑΚΟΥ ΜΑΤΣΙ 31 - PO BOX 24747 NICOSIA	+357 22500100	357 22500110								
HSBC CONTINENTAL EUROPE									a	
109-111, Α.ΜΕΣΟΓΕΙΩΝ 109-111	2106960000									
INDEX SECURITIES S.A.				a						
6, ΔΡΑΓΑΤΣΑΝΙΟΥ 6 ΑΘΗΝΑ	2103213920									
J. CHR. MAVRIKIS SECURITIES S.A.				a						
5, ΣΟΦΟΚΛΕΟΥΣ 5 ΑΘΗΝΑ	2103216730									

Athex & ATHEXClear Members List

Member Name				Stock Market			Derivatives Market		ATHEXClear Member	
	Address	Phone	Fax	Market Member	Remote Member	Market Maker	Proprietary	Market Maker	General Clearing	Direct Clearing
KAPPA SECURITIES S.A.				a			a			
15, ΒΑΛΑΩΡΙΤΟΥ 15 ΑΘΗΝΑ	2103678600									
KARAMANOF SECURITIES & INVESTMENT SERVICES S.A.				a						
2, ΠΛ.ΑΓ.ΘΕΟΔΩΡΩΝ 2 ΑΘΗΝΑ	2103212947									
LAIKI FINANCIAL SERVICES LTD					a					
26, AVE. VYRONOS NICOSIA	357 22367367	357 22718567								
LEON DEPOLAS SECURITIES S.A.				a		a	a			
1, ΧΡΗΣΤΟΥ ΛΑΔΑ 1 ΑΘΗΝΑ	2103213276 -28									
MEGA EQUITY SECURITIES & FINANCIAL SERVICES PUBLIC LTD				a	a		a			
42-44, ΛΕΩΦ.ΓΡΙΒΑ ΔΙΓΕΝΗ 42-44	0035722711711									
MERIT SECURITIES S.A				a		a	a			a
5, ΣΟΦΟΚΛΕΟΥΣ 5 ΑΘΗΝΑ	2141008814									
MERRILL LYNCH INTERNATIONAL				a						
2, 2 KING EDWARD STREET LONDON	+44 20276281000									
N. CHRYSOCHOIDIS STOCK BROKERAGE I.S.S.A.				a			a			a
7-9, ΣΟΦΟΚΛΕΟΥΣ 7-9 ΑΘΗΝΑ	2103213913									
NATIONAL BANK OF GREECE S.A.				a		a	a		a	
86, ΑΙΟΛΟΥ ΣΤΡ. ΑΘΗΝΑ	(210)-3341000	(210)-3228187								
68, ΑΚΑΔΙΜΙΑΣ ΣΤΡ. ΑΘΗΝΑ	(210)-3328817	(210)-3328678								
NATIONAL SECURITIES SINGLE MEMBER SA				a		a	a	a		
66, ΛΕΩΦΟΡΟΣ ΑΘΗΝΩΝ 128-132 & ΙΦΙΓΕΝΙΑΣ ΑΘΗΝΑ	2103328784									
NUNTIUS BROKERAGE AND INVESTMENT SERVICES SINGLE MEMBER S.A.				a			a			
6, ΔΡΑΓΑΤΣΑΝΙΟΥ 6 ΑΘΗΝΑ	2103350599									
ONE PLUS CAPITAL LIMITED				a	a					
, 75 PRODROMOU AVENUE NICOSIA 1307	35722873760									
OPTIMA BANK S.A.				a		a	a	a	a	
, ΑΙΓΙΑΛΕΙΑΣ 32 & ΠΑΡΑΔΕΙΣΟΥ ΜΑΡΟΥΣΙ	210 8173000									
PANCRETA BANK S.A									a	
, ΙΚΑΡΟΥ 5	2810338746									
PANTELAKIS SECURITIES S.A.				a		a	a	a		
57, ΕΘΝΙΚΗΣ ΑΝΤΙΣΤΑΣΕΩΣ 57, ΚΤΙΠΙΟ Β CHALANDRI	2106965000									
PIRAEUS BANK S.A.				a			a		a	
, ΑΜΕΡΙΚΗΣ 4 ΑΘΗΝΑ	2103335000									
PIRAEUS SECURITIES S. A.				a		a	a	a		a
10, ΣΤΑΔΙΟΥ 10 ΑΘΗΝΑ	2103354100									
PROCHOICE SECURITIES LTD				a	a					
57, ΛΕΩΦ.ΣΠΥΡΟΥ ΚΥΠΡΙΑΝΟΥ 57, ΑΚΙΝΗΤΑ Φ	035724661192									
SHARELINK SECURITIES & FINANCIAL SERVICES LTD				a			a			
6, HOUSE-ΘΕΟΤΟΚΗ 6 ΜΕΓΑΡΟ ΕΛΜΗΝΑ	+357 22554200									
SOCIETE GENERALE S.A.				a	a		a			
, 17 COURS VALMY, CEDEX	+157290504									
SOLIDUS SECURITIES S.A				a			a			a
64, ΛΟΥΙΖΗΣ ΠΙΑΝΚΟΥΡ 64 ΑΘΗΝΑ	2106900605									
ST. EM. LAVRENTAKIS SECURITIES S.A.				a						
7-9, ΣΟΦΟΚΛΕΟΥΣ 7-9 ΑΘΗΝΑ	2103213336									
THE CYPRUS INVESTMENT & SECURITIES CORPORATION LTD				a	a					
154, 1 AG. PROKOPIΟΥ & POSIDONOS 1ST FLOOR	0035722121700									
UBS EUROPE SE				a	a					
, OPERNTURM, BOCKENHEIMER LANDSTRASSE 2-4	496921790									
UBS LIMITED					a					
1, FINSBURY AVENUE LONDON	+44 2075687135									
VIGOR FINANCE INVESTMENT SERVICES S.A.				a		a	a	a		
, ΨΥΧΑΡΗ 14 Ν. ΨΥΧΙΚΟ	2106718400									

Underlying Asset				Derivatives Market													
Price max	Price min	Closing price	change	Delivery Month	Open price	Price max	Price min	Last price	Closing price	Last Bid	Last Ask	Fixing price*	Life high	Life low	Trades	Volume	Open Interest
FTSE/Athex Large Cap				(Trade Unit: 1 Index Point x 2E, Cash Settlement)													
3,792.15	3,769.04	3,775.75	-0.15%	February 2025	3,780.00	3,791.75	3,768.50	3,772.00	3,772.00	---	---	---	3,802.00	---	99	611	4,950
				March 2025	3,785.75	3,791.00	3,770.00	3,774.50	3,774.50	---	---	---	3,802.00	---	13	169	502
				April 2025	---	---	---	---	3,795.25	---	---	---	---	---	---	---	---
				June 2025	---	---	---	---	3,808.75	---	---	---	---	---	---	---	---
				September 2025	---	---	---	---	3,827.75	---	---	---	---	---	---	---	---
				December 2025	---	---	---	---	3,847.00	---	---	---	---	---	---	---	---
FTSE/Athex Banks				(Trade Unit: 1 Index Point x 15E, Cash Settlement)													
1,401.24	1,383.04	1,391.64	-0.06%	March 2025	1,395.00	1,400.00	1,395.00	1,400.00	1,400.00	---	---	---	1,443.50	---	2	4	1,317
				June 2025	---	---	---	---	1,402.50	---	---	---	---	---	---	---	---
				September 2025	---	---	---	---	1,409.50	---	---	---	---	---	---	---	---
				December 2025	---	---	---	---	1,416.50	---	---	---	---	---	---	---	---
MSCI GREECE REBASED				(Trade Unit: 1 Index Point x 2E, Cash Settlement)													
5,961.67	5,913.33	5,932.53	0.04%	February 2025	---	---	---	---	5,925.25	---	---	---	5,986.25	---	---	---	---
				March 2025	---	---	---	---	5,926.75	---	---	---	5,989.25	---	---	---	---
				April 2025	---	---	---	---	5,928.25	---	---	---	5,989.25	---	---	---	---
				May 2025	---	---	---	---	5,928.25	---	---	---	5,989.25	---	---	---	---
				June 2025	---	---	---	---	5,972.75	---	---	---	---	---	---	---	---
				July 2025	---	---	---	---	5,982.00	---	---	---	---	---	---	---	---
				September 2025	---	---	---	---	6,002.75	---	---	---	---	---	---	---	---
				December 2025	---	---	---	---	6,032.75	---	---	---	---	---	---	---	---

Derivatives notes

Fixing prices and final open positions can be retrieved from the following path <http://www.helex.gr/el/web/guest/statistics-end-of-day-derivatives>

Underlying Asset					Derivatives Market												
Price max	Price min	Closing price	change	Delivery Month	Open price	Price max	Price min	Last price	Closing price	Last Bid	Last Ask	Fixing price*	Life high	Life low	Trades	Volume	Open Interest
ADMIE (IPTO) HOLDING S.A. (CR)					(Contract Size: 100 Securities, Physical Delivery)												
2.815	2.76	2.795	0.54%	March 2025	2.81	2.81	2.79	2.81	2.81	---	---	---	2.86	---	20	190	20,967
				June 2025	---	---	---	---	2.80	---	---	---	---	---	---	---	---
				September 2025	---	---	---	---	2.81	---	---	---	---	---	---	---	---
				December 2025	---	---	---	---	2.83	---	---	---	---	---	---	---	---
AEGEAN AIRLINES (CR)					(Contract Size: 100 Securities, Physical Delivery)												
10.65	10.4	10.4	-0.95%	March 2025	10.62	10.62	10.45	10.45	10.45	---	---	---	11.15	---	25	94	3,937
				June 2025	---	---	---	---	10.58	---	---	---	---	---	---	---	---
				September 2025	---	---	---	---	10.63	---	---	---	---	---	---	---	---
				December 2025	---	---	---	---	10.68	---	---	---	---	---	---	---	---
AKTOR S.A. HOLDING CO. (CR)					(Contract Size: 101 Securities, Physical Delivery)												
5.05	4.98	5.05	0.60%	March 2025	5.02	5.05	5.02	5.05	5.05	---	---	---	5.28	4.70	18	49	9,060
				June 2025	---	---	---	---	5.14	---	---	---	5.30	---	---	---	3,000
				September 2025	---	---	---	---	5.08	---	---	---	---	---	---	---	---
				December 2025	---	---	---	---	5.11	---	---	---	---	---	---	---	---
ALPHA SERVICES HOLD (CR)					(Contract Size: 100 Securities, Physical Delivery)												
1.7685	1.7375	1.7635	1.91%	March 2025	1.74	1.77	1.74	1.76	1.76	---	---	---	1.83	---	330	16,116	170,465
				June 2025	1.80	1.80	1.80	1.80	1.80	---	---	---	1.80	---	1	4	226
				September 2025	---	---	---	---	1.75	---	---	---	---	---	---	---	---
				December 2025	---	---	---	---	1.76	---	---	---	---	---	---	---	---
ATHENS INTL AIRPORT (CR)					(Contract Size: 100 Securities, Physical Delivery)												
8.474	8.32	8.32	-0.95%	March 2025	8.47	8.47	8.43	8.43	8.43	---	---	---	8.66	---	2	2	274
				June 2025	---	---	---	---	8.46	---	---	---	---	---	---	---	---
				September 2025	---	---	---	---	8.50	---	---	---	---	---	---	---	---
				December 2025	---	---	---	---	8.55	---	---	---	---	---	---	---	---
AUTOHELLAS SA (CR)					(Contract Size: 100 Securities, Physical Delivery)												
10.98	10.62	10.64	-0.75%	March 2025	---	---	---	---	10.43	---	---	---	11.32	---	---	---	116
				June 2025	---	---	---	---	10.80	---	---	---	---	---	---	---	---
				September 2025	---	---	---	---	10.85	---	---	---	---	---	---	---	---
				December 2025	---	---	---	---	10.91	---	---	---	---	---	---	---	---
AVAX S.A. (CR)					(Contract Size: 100 Securities, Physical Delivery)												
1.994	1.94	1.96	0.00%	March 2025	1.97	1.99	1.95	1.95	1.95	---	---	---	2.02	---	8	27	1,283
				June 2025	---	---	---	---	1.97	---	---	---	---	---	---	---	---
				September 2025	---	---	---	---	1.98	---	---	---	---	---	---	---	---
				December 2025	---	---	---	---	1.99	---	---	---	---	---	---	---	---

Derivatives notes

Fixing prices and final open positions can be retrieved from the following path <http://www.helex.gr/el/web/guest/statistics-end-of-day-derivatives>

Underlying Asset				Derivatives Market													
Price max	Price min	Closing price	change	Delivery Month	Open price	Price max	Price min	Last price	Closing price	Last Bid	Last Ask	Fixing price*	Life high	Life low	Trades	Volume	Open Interest
BANK OF CYPRUS (CR)				(Contract Size: 100 Securities, Physical Delivery)													
5.02	4.99	5	0.00%	March 2025	---	---	---	---	5.02	---	---	---	5.13	---	---	---	53
				June 2025	---	---	---	---	5.04	---	---	---	---	---	---	---	---
				September 2025	---	---	---	---	5.06	---	---	---	---	---	---	---	---
				December 2025	---	---	---	---	5.09	---	---	---	---	---	---	---	---
CC HBC AG (CR)				(Contract Size: 100 Securities, Physical Delivery)													
35.96	35.54	35.64	-1.33%	March 2025	35.60	35.65	35.60	35.65	35.65	---	---	---	36.55	---	2	6	142
				June 2025	---	---	---	---	36.38	---	---	---	---	---	---	---	---
				September 2025	---	---	---	---	36.56	---	---	---	---	---	---	---	---
				December 2025	---	---	---	---	36.75	---	---	---	---	---	---	---	---
CENERGY HOLDINGS (CB)				(Contract Size: 100 Securities, Physical Delivery)													
9.31	9.16	9.26	0.87%	March 2025	9.27	9.34	9.22	9.31	9.31	---	---	---	10.05	---	48	179	6,281
				June 2025	---	---	---	---	9.25	---	---	---	---	---	---	---	---
				September 2025	---	---	---	---	9.29	---	---	---	---	---	---	---	---
				December 2025	---	---	---	---	9.34	---	---	---	---	---	---	---	---
ELLAKTOR (CR)				(Contract Size: 100 Securities, Physical Delivery)													
2.275	2.24	2.25	-0.22%	March 2025	2.26	2.26	2.26	2.26	2.26	---	---	---	2.37	---	2	25	2,319
				June 2025	---	---	---	---	2.27	---	---	---	---	---	---	---	---
				September 2025	---	---	---	---	2.28	---	---	---	---	---	---	---	---
				December 2025	---	---	---	---	2.29	---	---	---	---	---	---	---	---
ELVALHALCOR (CR)				(Contract Size: 100 Securities, Physical Delivery)													
2	1.964	1.998	0.91%	March 2025	2.00	2.01	1.95	1.98	1.98	---	---	---	2.28	---	28	210	6,918
				June 2025	---	---	---	---	1.99	---	---	---	---	---	---	---	---
				September 2025	---	---	---	---	2.00	---	---	---	---	---	---	---	---
				December 2025	---	---	---	---	2.01	---	---	---	---	---	---	---	---
EUROBANK HOLDINGS (CR)				(Contract Size: 100 Securities, Physical Delivery)													
2.398	2.354	2.367	-0.84%	March 2025	2.41	2.41	2.36	2.37	2.37	---	---	---	2.50	---	53	1,147	16,823
				June 2025	---	---	---	---	2.40	---	---	---	2.36	---	---	---	1
				September 2025	---	---	---	---	2.42	---	---	---	---	---	---	---	---
				December 2025	---	---	---	---	2.43	---	---	---	---	---	---	---	---
EYDAP S.A. (CR)				(Contract Size: 100 Securities, Physical Delivery)													
6.1	5.97	6.02	-1.15%	March 2025	6.09	6.09	6.09	6.09	6.09	---	---	---	6.14	---	1	5	4,200
				June 2025	---	---	---	---	6.13	---	---	---	---	---	---	---	---
				September 2025	---	---	---	---	6.16	---	---	---	---	---	---	---	---
				December 2025	---	---	---	---	6.20	---	---	---	---	---	---	---	---

Derivatives notes

Fixing prices and final open positions can be retrieved from the following path <http://www.helex.gr/el/web/guest/statistics-end-of-day-derivatives>

Underlying Asset				Derivatives Market													
Price max	Price min	Closing price	change	Delivery Month	Open price	Price max	Price min	Last price	Closing price	Last Bid	Last Ask	Fixing price*	Life high	Life low	Trades	Volume	Open Interest
FOURLIS (CR)				(Contract Size: 100 Securities, Physical Delivery)													
4.33	4.25	4.29	0.00%	March 2025	4.30	4.31	4.27	4.31	4.31	---	---	---	4.35	---	16	50	866
				June 2025	---	---	---	---	4.32	---	---	---	---	---	---	---	---
				September 2025	---	---	---	---	4.34	---	---	---	---	---	---	---	---
				December 2025	---	---	---	---	4.36	---	---	---	---	---	---	---	---
GEK TERNA (CR)				(Contract Size: 100 Securities, Physical Delivery)													
18.78	18.66	18.7	-0.21%	March 2025	18.69	18.82	18.69	18.82	18.82	---	---	---	19.10	---	18	125	12,038
				June 2025	---	---	---	---	18.88	---	---	---	---	---	---	---	---
				September 2025	---	---	---	---	18.97	---	---	---	---	---	---	---	---
				December 2025	---	---	---	---	19.06	---	---	---	---	---	---	---	---
HELLENIC EXCHANGES-A.S.E. (CR)				(Contract Size: 100 Securities, Physical Delivery)													
4.84	4.785	4.79	-0.62%	March 2025	4.84	4.85	4.82	4.82	4.82	---	---	---	5.03	---	4	14	3,280
				June 2025	---	---	---	---	4.85	---	---	---	---	---	---	---	---
				September 2025	---	---	---	---	4.88	---	---	---	---	---	---	---	---
				December 2025	---	---	---	---	4.90	---	---	---	---	---	---	---	---
HELLENIQ ENERGY (CR)				(Contract Size: 100 Securities, Physical Delivery)													
7.88	7.69	7.84	1.82%	March 2025	7.71	7.90	7.71	7.85	7.85	---	---	---	7.90	---	68	417	4,969
				June 2025	---	---	---	---	7.76	---	---	---	---	---	---	---	---
				September 2025	---	---	---	---	7.79	---	---	---	---	---	---	---	---
				December 2025	---	---	---	---	7.83	---	---	---	---	---	---	---	---
INTRACOM HOLDINGS (CR)				(Contract Size: 100 Securities, Physical Delivery)													
3.08	2.95	3.045	2.53%	March 2025	3.03	3.07	3.02	3.07	3.07	---	---	---	3.36	---	64	338	11,642
				June 2025	---	---	---	---	3.06	---	---	---	2.98	---	---	---	31
				September 2025	---	---	---	---	3.01	---	---	---	---	---	---	---	---
				December 2025	---	---	---	---	3.02	---	---	---	---	---	---	---	---
JUMBO SA (CR)				(Contract Size: 100 Securities, Physical Delivery)													
26.62	26.18	26.5	-0.75%	March 2025	26.24	26.53	26.24	26.53	26.53	---	---	---	26.60	---	7	25	479
				June 2025	---	---	---	---	26.89	---	---	---	---	---	---	---	---
				September 2025	---	---	---	---	27.03	---	---	---	---	---	---	---	---
				December 2025	---	---	---	---	27.16	---	---	---	---	---	---	---	---
LAMDA DEVELOPMENT SA (CR)				(Contract Size: 100 Securities, Physical Delivery)													
6.98	6.9	6.9	-1.15%	March 2025	7.00	7.00	6.95	7.00	7.00	---	---	---	7.57	---	19	48	7,409
				June 2025	---	---	---	---	7.03	---	---	---	---	---	---	---	---
				September 2025	---	---	---	---	7.07	---	---	---	---	---	---	---	---
				December 2025	---	---	---	---	7.10	---	---	---	---	---	---	---	---

Derivatives notes

Fixing prices and final open positions can be retrieved from the following path <http://www.helex.gr/el/web/guest/statistics-end-of-day-derivatives>

Underlying Asset				Derivatives Market													
Price max	Price min	Closing price	change	Delivery Month	Open price	Price max	Price min	Last price	Closing price	Last Bid	Last Ask	Fixing price*	Life high	Life low	Trades	Volume	Open Interest
METLEN ENERGY & METALS (CR)				(Contract Size: 100 Securities, Physical Delivery)													
35.34	34.64	34.88	0.81%	March 2025	34.90	35.43	34.90	34.95	34.95	---	---	---	35.43	---	193	708	8,225
				June 2025	---	---	---	---	34.85	---	---	---	---	---	---	---	---
				September 2025	---	---	---	---	35.02	---	---	---	---	---	---	---	---
				December 2025	---	---	---	---	35.20	---	---	---	---	---	---	---	---
MIG (CR)				(Contract Size: 100 Securities, Physical Delivery)													
2.98	2.8	2.85	0.18%	March 2025	---	---	---	---	2.85	---	---	---	3.07	---	---	---	201
				June 2025	---	---	---	---	2.87	---	---	---	---	---	---	---	---
				September 2025	---	---	---	---	2.88	---	---	---	---	---	---	---	---
				December 2025	---	---	---	---	2.89	---	---	---	---	---	---	---	---
MOTOR OIL (CR)				(Contract Size: 100 Securities, Physical Delivery)													
21.6	20.96	21.48	2.58%	March 2025	21.10	21.66	21.10	21.57	21.57	---	---	---	21.92	---	96	378	7,003
				June 2025	---	---	---	---	21.09	---	---	---	---	---	---	---	---
				September 2025	---	---	---	---	21.20	---	---	---	---	---	---	---	---
				December 2025	---	---	---	---	21.30	---	---	---	---	---	---	---	---
NATIONAL BANK (CR)				(Contract Size: 100 Securities, Physical Delivery)													
8.288	8.13	8.18	-0.85%	March 2025	8.31	8.31	8.16	8.21	8.21	---	---	---	8.62	---	86	658	16,557
				June 2025	---	---	---	---	8.81	---	---	---	8.84	---	---	---	50
				September 2025	---	---	---	---	8.35	---	---	---	---	---	---	---	---
				December 2025	---	---	---	---	8.39	---	---	---	---	---	---	---	---
OPAP (CR)				(Contract Size: 100 Securities, Physical Delivery)													
16.81	16.65	16.77	0.00%	March 2025	16.77	16.77	16.72	16.72	16.72	---	---	---	16.88	---	4	15	1,060
				June 2025	---	---	---	---	16.89	---	---	---	---	---	---	---	---
				September 2025	---	---	---	---	16.98	---	---	---	---	---	---	---	---
				December 2025	---	---	---	---	17.06	---	---	---	---	---	---	---	---
OPTIMA BANK (CR)				(Contract Size: 100 Securities, Physical Delivery)													
13.28	13.14	13.2	-0.60%	March 2025	---	---	---	---	13.22	---	---	---	13.42	---	---	---	57
				June 2025	---	---	---	---	13.38	---	---	---	---	---	---	---	---
				September 2025	---	---	---	---	13.44	---	---	---	---	---	---	---	---
				December 2025	---	---	---	---	13.51	---	---	---	---	---	---	---	---
OTE (CR)				(Contract Size: 100 Securities, Physical Delivery)													
14.39	14.22	14.22	-0.56%	March 2025	14.37	14.42	14.28	14.28	14.28	---	---	---	15.20	---	40	202	3,316
				June 2025	---	---	---	---	14.40	---	---	---	---	---	---	---	---
				September 2025	---	---	---	---	14.48	---	---	---	---	---	---	---	---
				December 2025	---	---	---	---	14.55	---	---	---	---	---	---	---	---

Derivatives notes

Fixing prices and final open positions can be retrieved from the following path <http://www.helex.gr/el/web/guest/statistics-end-of-day-derivatives>

Underlying Asset				Derivatives Market													
Price max	Price min	Closing price	change	Delivery Month	Open price	Price max	Price min	Last price	Closing price	Last Bid	Last Ask	Fixing price*	Life high	Life low	Trades	Volume	Open Interest
P.P.A. S.A. (CR)				(Contract Size: 100 Securities, Physical Delivery)													
32.25	31.1	32.2	0.31%	March 2025	---	---	---	---	32.18	---	---	---	31.50	---	---	---	133
				June 2025	---	---	---	---	32.33	---	---	---	---	---	---	---	---
				September 2025	---	---	---	---	32.49	---	---	---	---	---	---	---	---
				December 2025	---	---	---	---	32.66	---	---	---	---	---	---	---	---
PIRAEUS FINANCIAL HOLD (CR)				(Contract Size: 100 Securities, Physical Delivery)													
4.402	4.337	4.386	0.69%	March 2025	4.38	4.41	4.34	4.39	4.39	---	---	---	4.54	---	177	5,516	64,883
				June 2025	---	---	---	---	4.35	---	---	---	4.20	---	---	---	---
				September 2025	---	---	---	---	4.41	---	---	---	---	---	---	---	---
				December 2025	---	---	---	---	4.43	---	---	---	---	---	---	---	---
PPC (CR)				(Contract Size: 100 Securities, Physical Delivery)													
13.6	13.45	13.59	1.04%	March 2025	13.51	13.63	13.50	13.62	13.62	---	---	---	13.63	---	108	584	23,267
				June 2025	13.68	13.68	13.68	13.68	13.68	---	---	---	13.68	---	1	1	31
				September 2025	---	---	---	---	13.62	---	---	---	---	---	---	---	---
				December 2025	---	---	---	---	13.68	---	---	---	---	---	---	---	---
QUEST HOLDINGS (CR)				(Contract Size: 100 Securities, Physical Delivery)													
6.5	6.43	6.5	0.31%	March 2025	---	---	---	---	6.50	---	---	---	6.47	---	---	---	162
				June 2025	---	---	---	---	6.53	---	---	---	---	---	---	---	---
				September 2025	---	---	---	---	6.56	---	---	---	---	---	---	---	---
				December 2025	---	---	---	---	6.59	---	---	---	---	---	---	---	---
TERNA ENERGY (CR)				(Contract Size: 100 Securities, Physical Delivery)													
20.02	20	20	0.00%	March 2025	---	---	---	---	19.93	---	---	---	20.13	---	---	---	25
TITAN CEMENT (CB)				(Contract Size: 100 Securities, Physical Delivery)													
45.05	42.8	43.15	-4.11%	March 2025	44.45	44.45	42.80	43.15	43.15	---	---	---	45.75	---	87	190	544
				June 2025	---	---	---	---	45.32	---	---	---	---	---	---	---	---
				September 2025	---	---	---	---	45.55	---	---	---	---	---	---	---	---
				December 2025	---	---	---	---	45.78	---	---	---	---	---	---	---	---
VIOHALCO SA/NV (CB)				(Contract Size: 100 Securities, Physical Delivery)													
5.7	5.6	5.7	1.24%	March 2025	5.68	5.70	5.62	5.70	5.70	---	---	---	6.13	---	33	181	5,471
				June 2025	---	---	---	---	5.72	---	---	---	5.96	---	---	---	5
				September 2025	---	---	---	---	5.70	---	---	---	---	---	---	---	---
				December 2025	---	---	---	---	5.73	---	---	---	---	---	---	---	---

Derivatives notes

Fixing prices and final open positions can be retrieved from the following path <http://www.helex.gr/el/web/guest/statistics-end-of-day-derivatives>

FTSE/Athex Large Cap

(Trade Unit: 1 Index Point x 2€ - Exercise Style: European, Cash Settlement)

Call Options														Put Options																							
February 2025							March 2025							Other Months		February 2025							March 2025							Other Months		Exercise Price					
Open price	Price max	Price min	Last price	Closing price	Volume	Open Interest	Open price	Price max	Price min	Last price	Closing price	Volume	Open Interest	Volume	Open Interest	Open price	Price max	Price min	Last price	Closing price	Volume	Open Interest	Open price	Price max	Price min	Last price	Closing price	Volume	Open Interest	Volume	Open Interest						
3,000	-	-	-	-	-	-	0.00	0.00	0.00	-	778.00	-	-	-	-	-	-	-	-	-	-	-	0.00	0.00	0.00	-	0.01	-	-	0.00	0.00	0.00	-	0.01	-	-	3,000
3,050	0.00	0.00	0.00	-	730.00	-	-	0.00	0.00	0.00	-	728.00	-	-	-	0.00	0.00	0.00	-	0.01	-	-	0.00	0.00	0.00	-	0.01	-	-	0.00	0.00	0.00	-	0.01	-	-	3,050
3,100	0.00	0.00	0.00	-	680.00	-	-	0.00	0.00	0.00	-	678.00	-	-	-	0.00	0.00	0.00	-	0.01	-	-	0.00	0.00	0.00	-	0.04	-	-	0.00	0.00	0.00	-	0.04	-	-	3,100
3,150	0.00	0.00	0.00	-	630.00	-	-	0.00	0.00	0.00	-	628.00	-	-	-	0.00	0.00	0.00	-	0.01	-	-	0.00	0.00	0.00	-	0.09	-	-	0.00	0.00	0.00	-	0.09	-	-	3,150
3,200	0.00	0.00	0.00	-	580.00	-	-	0.00	0.00	0.00	-	578.00	-	-	-	0.00	0.00	0.00	-	0.01	-	-	0.00	0.00	0.00	-	0.23	-	-	0.00	0.00	0.00	-	0.23	-	-	3,200
3,250	0.00	0.00	0.00	-	530.00	-	-	0.00	0.00	0.00	-	529.00	-	-	-	0.00	0.00	0.00	-	0.04	-	-	0.00	0.00	0.00	-	0.50	-	-	0.00	0.00	0.00	-	0.50	-	-	3,250
3,300	0.00	0.00	0.00	-	480.00	-	-	0.00	0.00	0.00	-	480.00	-	-	-	0.00	0.00	0.00	-	0.01	-	-	0.00	0.00	0.00	-	1.10	-	-	0.00	0.00	0.00	-	1.10	-	-	3,300
3,350	0.00	0.00	0.00	-	430.00	-	-	0.00	0.00	0.00	-	431.00	-	-	-	0.00	0.00	0.00	-	0.01	-	-	0.00	0.00	0.00	-	2.10	-	-	0.00	0.00	0.00	-	2.10	-	-	3,350
3,400	0.00	0.00	0.00	-	380.00	-	-	0.00	0.00	0.00	-	383.00	-	-	-	0.00	0.00	0.00	-	0.02	-	-	0.00	0.00	0.00	-	3.90	-	-	0.00	0.00	0.00	-	3.90	-	-	3,400
3,450	0.00	0.00	0.00	-	330.00	-	20	0.00	0.00	0.00	-	336.00	-	-	-	0.00	0.00	0.00	-	0.09	-	15	0.00	0.00	0.00	-	6.80	-	-	0.00	0.00	0.00	-	6.80	-	-	3,450
3,500	0.00	0.00	0.00	-	280.00	-	40	0.00	0.00	0.00	-	290.00	-	-	-	0.00	0.00	0.00	-	0.37	-	-	0.00	0.00	0.00	-	11.50	-	-	0.00	0.00	0.00	-	11.50	-	-	3,500
3,550	0.00	0.00	0.00	-	231.00	-	141	0.00	0.00	0.00	-	247.00	-	-	-	0.00	0.00	0.00	-	1.20	-	1	0.00	0.00	0.00	-	18.25	-	-	0.00	0.00	0.00	-	18.25	-	-	3,550
3,600	0.00	0.00	0.00	-	183.00	-	20	0.00	0.00	0.00	-	207.00	-	-	-	0.00	0.00	0.00	-	3.60	-	88	0.00	0.00	0.00	-	27.75	-	-	0.00	0.00	0.00	-	27.75	-	-	3,600
3,650	0.00	0.00	0.00	-	139.00	-	62	0.00	0.00	0.00	-	170.00	-	21	-	0.00	0.00	0.00	-	8.80	-	144	0.00	0.00	0.00	-	40.75	-	-	0.00	0.00	0.00	-	40.75	-	-	3,650
3,700	0.00	0.00	0.00	-	99.00	-	35	0.00	0.00	0.00	-	137.00	-	21	-	12.00	0.00	12.00	15.75	15.75	60	64	54.50	54.50	54.50	54.50	54.50	20	41	0.00	0.00	0.00	-	54.50	-	-	3,700
3,750	0.00	0.00	0.00	-	65.50	-	20	0.00	0.00	0.00	-	108.00	-	-	-	35.00	0.00	35.00	35.00	35.00	5	53	0.00	0.00	0.00	-	78.50	-	-	0.00	0.00	0.00	-	78.50	-	-	3,750
3,800	32.00	32.00	32.00	32.00	32.00	5	92	0.00	0.00	0.00	-	83.00	-	20	-	50.00	32.00	48.00	48.00	48.00	10	-	0.00	0.00	0.00	-	104.00	-	40	0.00	0.00	0.00	-	104.00	-	40	3,800
3,850	0.00	0.00	0.00	-	22.25	-	40	0.00	0.00	0.00	-	62.50	-	-	-	0.00	0.00	0.00	-	92.50	-	-	0.00	0.00	0.00	-	133.00	-	-	0.00	0.00	0.00	-	133.00	-	-	3,850
3,900	0.00	0.00	0.00	-	11.25	-	-	0.00	0.00	0.00	-	46.00	-	22	-	0.00	0.00	0.00	-	131.00	-	-	0.00	0.00	0.00	-	166.00	-	-	0.00	0.00	0.00	-	166.00	-	-	3,900
3,950	0.00	0.00	0.00	-	5.20	-	-	0.00	0.00	0.00	-	33.00	-	-	-	0.00	0.00	0.00	-	175.00	-	-	0.00	0.00	0.00	-	203.00	-	-	0.00	0.00	0.00	-	203.00	-	-	3,950
4,000	0.00	0.00	0.00	-	2.10	-	-	0.00	0.00	0.00	-	23.00	-	-	-	0.00	0.00	0.00	-	222.00	-	-	0.00	0.00	0.00	-	243.00	-	-	0.00	0.00	0.00	-	243.00	-	-	4,000
4,100	0.00	0.00	0.00	-	0.27	-	-	0.00	0.00	0.00	-	10.50	-	-	-	0.00	0.00	0.00	-	320.00	-	-	0.00	0.00	0.00	-	330.00	-	-	0.00	0.00	0.00	-	330.00	-	-	4,100
Totals:						5	470							0	84	0	0							75	365							20	81	0	0		
Number of Trades:						1							0	0							6							1	0								

ALPHA SERVICES HOLD (CR)

(Contract Size: 100 Securities, Exercise Style: American, Physical Delivery)

Call Options														Put Options																			
February 2025							March 2025							Other Months		February 2025							March 2025							Other Months		Exercise Price	
Open price	Price max	Price min	Last price	Closing price	Volume	Open Interest	Open price	Price max	Price min	Last price	Closing price	Volume	Open Interest	Volume	Open Interest	Open price	Price max	Price min	Last price	Closing price	Volume	Open Interest	Open price	Price max	Price min	Last price	Closing price	Volume	Open Interest	Volume	Open Interest		
0.950					-	-	0.000	0.000	0.000		0.782	-	-			0.000	0.000	0.000		0.001	-	-	0.000	0.000	0.000		0.001	-	-			0.010	
1.000	0.000	0.000	0.000	0.731	-	-	0.000	0.000	0.000		0.732	-	-			0.000	0.000	0.000		0.001	-	-	0.000	0.000	0.000		0.001	-	-			0.010	
1.100	0.000	0.000	0.000	0.631	-	-	0.000	0.000	0.000		0.632	-	-			0.000	0.000	0.000		0.001	-	-	0.000	0.000	0.000		0.001	-	-			0.011	
1.200	0.000	0.000	0.000	0.531	-	-	0.000	0.000	0.000		0.533	-	-			0.000	0.000	0.000		0.001	-	-	0.000	0.000	0.000		0.001	-	-			0.012	
1.300	0.000	0.000	0.000	0.431	-	-	0.000	0.000	0.000		0.433	-	-			0.000	0.000	0.000		0.001	-	-	0.000	0.000	0.000		0.001	-	-			0.013	
1.400	0.000	0.000	0.000	0.331	-	-	0.000	0.000	0.000		0.335	-	-			0.000	0.000	0.000		0.001	-	-	0.000	0.000	0.000		0.002	-	-			0.014	
1.500	0.000	0.000	0.000	0.233	-	-	0.000	0.000	0.000		0.243	-	-			0.000	0.000	0.000		0.002	-	-	0.000	0.000	0.000		0.009	-	-			0.015	
1.600	0.000	0.000	0.000	0.142	-	-	0.000	0.000	0.000		0.161	-	-			0.000	0.000	0.000		0.011	-	-	0.000	0.000	0.000		0.028	-	-			0.016	
1.700	0.000	0.000	0.000	0.072	-	-	0.000	0.000	0.000		0.097	-	-			0.000	0.000	0.000		0.041	-	-	0.000	0.000	0.000		0.064	-	-			0.017	
1.800	0.000	0.000	0.000	0.028	-	-	0.000	0.000	0.000		0.053	-	-			0.000	0.000	0.000		0.097	-	-	0.000	0.000	0.000		0.119	-	-			0.018	
1.900	0.000	0.000	0.000	0.009	-	-	0.000	0.000	0.000		0.026	-	-			0.000	0.000	0.000		0.178	-	-	0.000	0.000	0.000		0.192	-	-			0.019	
2.000	0.000	0.000	0.000	0.002	-	-	0.000	0.000	0.000		0.011	-	-			0.000	0.000	0.000		0.271	-	-	0.000	0.000	0.000		0.278	-	-			0.020	
2.200	0.000	0.000	0.000	0.001	-	-	0.000	0.000	0.000		0.002	-	-			0.000	0.000	0.000		0.470	-	-	0.000	0.000	0.000		0.470	-	-			0.022	
2.400	0.000	0.000	0.000	0.001	-	-	0.000	0.000	0.000		0.001	-	-			0.000	0.000	0.000		0.670	-	-	0.000	0.000	0.000		0.670	-	-			0.024	
2.600	0.000	0.000	0.000	0.001	-	-	0.000	0.000	0.000		0.001	-	-			0.000	0.000	0.000		0.870	-	-	0.000	0.000	0.000		0.870	-	-			0.026	
Totals:					0	0						0	0	0								0	0									0	0
Number of Trades:					0							0	0									0.00										0	0

NATIONAL BANK (CR)

(Contract Size: 100 Securities, Exercise Style: American, Physical Delivery)

Call Options														Put Options																				
February 2025							March 2025							Other Months		February 2025							March 2025							Other Months		Exercise Price		
Open price	Price max	Price min	Last price	Closing price	Volume	Open Interest	Open price	Price max	Price min	Last price	Closing price	Volume	Open Interest	Volume	Open Interest	Open price	Price max	Price min	Last price	Closing price	Volume	Open Interest	Open price	Price max	Price min	Last price	Closing price	Volume	Open Interest	Volume	Open Interest			
4.800	0.000	0.000	0.000	3.45	-	-	0.000	0.000	0.000	3.46	-	-				0.000	0.000	0.000	0.001	-	-				0.000	0.000	0.000	0.002	-	-			0.048	
5.200	0.000	0.000	0.000	3.05	-	-	0.000	0.000	0.000	3.06	-	-				0.000	0.000	0.000	0.001	-	-				0.000	0.000	0.000	0.001	-	-			0.052	
5.600	0.000	0.000	0.000	2.65	-	-	0.000	0.000	0.000	2.66	-	-				0.000	0.000	0.000	0.001	-	-				0.000	0.000	0.000	0.001	-	-			0.056	
6.000	0.000	0.000	0.000	2.25	-	-	0.000	0.000	0.000	2.26	-	-				0.000	0.000	0.000	0.001	-	-				0.000	0.000	0.000	0.001	-	-			0.060	
6.400	0.000	0.000	0.000	1.85	-	-	0.000	0.000	0.000	1.86	-	-				0.000	0.000	0.000	0.002	-	-				0.000	0.000	0.000	0.001	-	-			0.064	
6.800	0.000	0.000	0.000	1.45	-	-	0.000	0.000	0.000	1.47	-	-				0.000	0.000	0.000	0.001	-	-				0.000	0.000	0.000	0.005	-	-			0.068	
7.200	0.000	0.000	0.000	1.05	-	-	0.000	0.000	0.000	1.09	-	-				0.000	0.000	0.000	0.001	-	-				0.000	0.000	0.000	0.023	-	-			0.072	
7.600	0.000	0.000	0.000	0.661	-	-	0.000	0.000	0.000	0.742	-	-				0.000	0.000	0.000	0.006	-	-				0.000	0.000	0.000	0.075	-	-			0.076	
8.000	0.000	0.000	0.000	0.316	-	-	0.000	0.000	0.000	0.457	-	-				0.000	0.000	0.000	0.061	-	-				0.000	0.000	0.000	0.191	-	-			0.080	
8.400	0.000	0.000	0.000	0.099	-	-	0.000	0.000	0.000	0.252	-	2				0.000	0.000	0.000	0.244	-	-				0.000	0.000	0.000	0.386	-	-			0.084	
8.800	0.000	0.000	0.000	0.018	-	-	0.000	0.000	0.000	0.123	-	-				0.000	0.000	0.000	0.564	-	-				0.000	0.000	0.000	0.658	-	-			0.088	
9.200	0.000	0.000	0.000	0.002	-	-	0.000	0.000	0.000	0.052	-	-				0.000	0.000	0.000	0.950	-	-				0.000	0.000	0.000	0.988	-	-			0.092	
9.600	0.000	0.000	0.000	0.001	-	-	0.000	0.000	0.000	0.020	-	-				0.000	0.000	0.000	1.35	-	-				0.000	0.000	0.000	1.36	-	-			0.096	
10.000	0.000	0.000	0.000	0.001	-	-	0.000	0.000	0.000	0.007	-	-				0.000	0.000	0.000	1.75	-	-				0.000	0.000	0.000	1.75	-	-			0.100	
11.000	0.000	0.000	0.000	0.001	-	-	0.000	0.000	0.000	0.001	-	-				0.000	0.000	0.000	2.75	-	-				0.000	0.000	0.000	2.75	-	-			0.110	
Totals:					0	0						0	2		0	0						0	0							0	0			0
Number of Trades:					0							0		0		0							0.00							0			0	

OPAP (CR)

(Contract Size: 100 Securities, Exercise Style: American, Physical Delivery)

Call Options														Put Options																								
Exercise Price	February 2025						March 2025						Other Months		February 2025						March 2025						Other Months		Exercise Price									
	Open price	Price max	Price min	Last price	Closing price	Volume	Open Interest	Open price	Price max	Price min	Last price	Closing price	Volume	Open Interest	Volume	Open Interest	Open price	Price max	Price min	Last price	Closing price	Volume	Open Interest	Open price	Price max	Price min	Last price	Closing price		Volume	Open Interest	Volume	Open Interest					
9.600						-	-	0.000	0.000	0.000		7.19	-	-																					0.096			
10.000	0.000	0.000	0.000		6.78	-	-	0.000	0.000	0.000		6.79	-	-		0.000	0.000	0.000		0.001	-	-		0.000	0.000	0.000		0.001	-	-				0.100				
11.000	0.000	0.000	0.000		5.78	-	-	0.000	0.000	0.000		5.79	-	-		0.000	0.000	0.000		0.001	-	-		0.000	0.000	0.000		0.001	-	-				0.110				
12.000	0.000	0.000	0.000		4.78	-	-	0.000	0.000	0.000		4.80	-	-		0.000	0.000	0.000		0.001	-	-		0.000	0.000	0.000		0.001	-	-				0.120				
13.000	0.000	0.000	0.000		3.78	-	-	0.000	0.000	0.000		3.80	-	-		0.000	0.000	0.000		0.001	-	-		0.000	0.000	0.000		0.001	-	-				0.130				
14.000	0.000	0.000	0.000		2.78	-	-	0.000	0.000	0.000		2.80	-	-		0.000	0.000	0.000		0.001	-	-		0.000	0.000	0.000		0.002	-	-				0.140				
15.000	0.000	0.000	0.000		1.78	-	-	0.000	0.000	0.000		1.83	-	-		0.000	0.000	0.000		0.001	-	-		0.000	0.000	0.000		0.029	-	-				0.150				
16.000	0.000	0.000	0.000		0.807	-	2	0.000	0.000	0.000		0.982	-	-		0.000	0.000	0.000		0.027	-	-		0.000	0.000	0.000		0.178	-	-				0.160				
17.000	0.000	0.000	0.000		0.152	-	7	0.000	0.000	0.000		0.400	-	5		0.000	0.000	0.000		0.372	-	-		0.000	0.000	0.000		0.596	-	-				0.170				
18.000	0.000	0.000	0.000		0.006	-	-	0.000	0.000	0.000		0.117	-	-		0.000	0.000	0.000		1.23	-	-		0.000	0.000	0.000		1.32	-	-				0.180				
19.000	0.000	0.000	0.000		0.001	-	-	0.000	0.000	0.000		0.023	-	-		0.000	0.000	0.000		2.23	-	-		0.000	0.000	0.000		2.24	-	-				0.190				
20.000	0.000	0.000	0.000		0.001	-	-	0.000	0.000	0.000		0.003	-	-		0.000	0.000	0.000		3.23	-	-		0.000	0.000	0.000		3.23	-	-				0.200				
22.000	0.000	0.000	0.000		0.001	-	-	0.000	0.000	0.000		0.001	-	-		0.000	0.000	0.000		5.23	-	-		0.000	0.000	0.000		5.23	-	-				0.220				
24.000	0.000	0.000	0.000		0.001	-	-	0.000	0.000	0.000		0.001	-	-		0.000	0.000	0.000		7.23	-	-		0.000	0.000	0.000		7.23	-	-				0.240				
Totals:						0	9						0	5		0	0					0	0									0	0					
Number of Trades:						0							0		0		0					0.00									0			0				

OTE (CR)

(Contract Size: 100 Securities, Exercise Style: American, Physical Delivery)

Exercise Price	Call Options													Put Options																					
	February 2025						March 2025						Other Months		February 2025						March 2025						Other Months		Exercise Price						
	Open price	Price max	Price min	Last price	Closing price	Volume	Open Interest	Open price	Price max	Price min	Last price	Closing price	Volume	Open Interest	Volume	Open Interest	Open price	Price max	Price min	Last price	Closing price	Volume	Open Interest	Open price	Price max	Price min	Last price	Closing price		Volume	Open Interest	Volume	Open Interest		
9.200						-	-	0.000	0.000	0.000		5.12	-	-																					
9.600	0.000	0.000	0.000		4.71	-	-	0.000	0.000	0.000		4.72	-	-			0.000	0.000	0.000		0.001	-	-		0.000	0.000	0.000		0.001	-	-			0.096	
10.000	0.000	0.000	0.000		4.31	-	-	0.000	0.000	0.000		4.32	-	-			0.000	0.000	0.000		0.001	-	-		0.000	0.000	0.000		0.001	-	-			0.100	
11.000	0.000	0.000	0.000		3.31	-	-	0.000	0.000	0.000		3.32	-	-			0.000	0.000	0.000		0.001	-	-		0.000	0.000	0.000		0.001	-	-			0.110	
12.000	0.000	0.000	0.000		2.31	-	-	0.000	0.000	0.000		2.33	-	-			0.000	0.000	0.000		0.001	-	-		0.000	0.000	0.000		0.003	-	-			0.120	
13.000	0.000	0.000	0.000		1.31	-	-	0.000	0.000	0.000		1.38	-	-			0.000	0.000	0.000		0.003	-	-		0.000	0.000	0.000		0.047	-	-			0.130	
14.000	0.000	0.000	0.000		0.433	-	-	0.000	0.000	0.000		0.607	-	-			0.000	0.000	0.000		0.125	-	-		0.000	0.000	0.000		0.278	-	-			0.140	
15.000	0.000	0.000	0.000		0.047	-	2	0.000	0.000	0.000		0.183	-	-			0.000	0.000	0.000		0.740	-	-		0.000	0.000	0.000		0.856	-	-			0.150	
16.000	0.000	0.000	0.000		0.001	-	-	0.000	0.000	0.000		0.036	-	-			0.000	0.000	0.000		1.70	-	-		0.000	0.000	0.000		1.72	-	-			0.160	
17.000	0.000	0.000	0.000		0.002	-	-	0.000	0.000	0.000		0.004	-	-			0.000	0.000	0.000		2.70	-	-		0.000	0.000	0.000		2.70	-	-			0.170	
18.000	0.000	0.000	0.000		0.001	-	-	0.000	0.000	0.000		0.001	-	-			0.000	0.000	0.000		3.70	-	-		0.000	0.000	0.000		3.70	-	-			0.180	
19.000	0.000	0.000	0.000		0.001	-	-	0.000	0.000	0.000		0.001	-	-			0.000	0.000	0.000		4.70	-	-		0.000	0.000	0.000		4.70	-	-			0.190	
20.000	0.000	0.000	0.000		0.001	-	-	0.000	0.000	0.000		0.001	-	-			0.000	0.000	0.000		5.70	-	-		0.000	0.000	0.000		5.70	-	-			0.200	
22.000						-	-	0.000	0.000	0.000		0.001	-	-								-	-		0.000	0.000	0.000		7.70	-	-			0.220	
Totals:						0	2						0	0	0	0						0	0						0	0	0	0			
Number of Trades:						0							0		0							0.00							0		0				

PIRAEUS FINANCIAL HOLD (CR)

(Contract Size: 100 Securities, Exercise Style: American, Physical Delivery)

Call Options														Put Options																				
February 2025							March 2025							Other Months		February 2025							March 2025							Other Months		Exercise Price		
Open price	Price max	Price min	Last price	Closing price	Volume	Open Interest	Open price	Price max	Price min	Last price	Closing price	Volume	Open Interest	Volume	Open Interest	Open price	Price max	Price min	Last price	Closing price	Volume	Open Interest	Open price	Price max	Price min	Last price	Closing price	Volume	Open Interest	Volume	Open Interest			
2.400	0.000	0.000	0.000	1.96	-	-	0.000	0.000	0.000	1.97	-	-				0.000	0.000	0.000	0.001	-	-				0.000	0.000	0.000	0.001	-	-				0.024
2.600	0.000	0.000	0.000	1.76	-	-	0.000	0.000	0.000	1.77	-	-				0.000	0.000	0.000	0.001	-	-				0.000	0.000	0.000	0.001	-	-				0.026
2.800	0.000	0.000	0.000	1.56	-	-	0.000	0.000	0.000	1.57	-	-				0.000	0.000	0.000	0.001	-	-				0.000	0.000	0.000	0.001	-	-				0.028
3.000	0.000	0.000	0.000	1.36	-	-	0.000	0.000	0.000	1.37	-	-				0.000	0.000	0.000	0.001	-	-				0.000	0.000	0.000	0.001	-	-				0.030
3.200	0.000	0.000	0.000	1.16	-	-	0.000	0.000	0.000	1.17	-	-				0.000	0.000	0.000	0.001	-	-				0.000	0.000	0.000	0.001	-	-				0.032
3.400	0.000	0.000	0.000	0.962	-	-	0.000	0.000	0.000	0.968	-	-				0.000	0.000	0.000	0.002	-	-				0.000	0.000	0.000	0.001	-	-				0.034
3.600	0.000	0.000	0.000	0.762	-	-	0.000	0.000	0.000	0.770	-	-				0.000	0.000	0.000	0.001	-	-				0.000	0.000	0.000	0.002	-	-				0.036
3.800	0.000	0.000	0.000	0.563	-	-	0.000	0.000	0.000	0.578	-	-				0.000	0.000	0.000	0.001	-	-				0.000	0.000	0.000	0.010	-	-				0.038
4.000	0.000	0.000	0.000	0.370	-	-	0.000	0.000	0.000	0.402	-	-				0.000	0.000	0.000	0.007	-	-				0.000	0.000	0.000	0.033	-	-				0.040
4.400	0.000	0.000	0.000	0.085	-	-	0.209	0.209	0.188	0.188	0.188	5	-			0.000	0.000	0.000	0.123	-	-				0.000	0.000	0.000	0.175	-	-				0.044
4.800	0.000	0.000	0.000	0.006	-	-	0.000	0.000	0.000	0.032	-	-				0.000	0.000	0.000	0.444	-	-				0.000	0.000	0.000	0.464	-	-				0.048
5.200	0.000	0.000	0.000	0.001	-	-	0.000	0.000	0.000	0.004	-	-				0.000	0.000	0.000	0.840	-	-				0.000	0.000	0.000	0.840	-	-				0.052
5.600	0.000	0.000	0.000	0.001	-	-	0.000	0.000	0.000	0.001	-	-				0.000	0.000	0.000	1.24	-	-				0.000	0.000	0.000	1.24	-	-				0.056
6.000	0.000	0.000	0.000	0.001	-	-	0.000	0.000	0.000	0.001	-	-				0.000	0.000	0.000	1.64	-	-				0.000	0.000	0.000	1.64	-	-				0.060
6.400	0.000	0.000	0.000	0.001	-	-	0.000	0.000	0.000	0.001	-	-				0.000	0.000	0.000	2.04	-	-				0.000	0.000	0.000	2.04	-	-				0.064
Totals:					0	0						5	0		0	0						0	0									0	50	
Number of Trades:					0							2	0									0.00									0	0		

PPC (CR)

(Contract Size: 100 Securities, Exercise Style: American, Physical Delivery)

Exercise Price	Call Options														Put Options																		
	February 2025							March 2025							Other Months		February 2025							March 2025							Other Months		Exercise Price
	Open price	Price max	Price min	Last price	Closing price	Volume	Open Interest	Open price	Price max	Price min	Last price	Closing price	Volume	Open Interest	Volume	Open Interest	Open price	Price max	Price min	Last price	Closing price	Volume	Open Interest	Open price	Price max	Price min	Last price	Closing price	Volume	Open Interest	Volume	Open Interest	
8.000						-	-	0.000	0.000	0.000	5.47	-	-			0.000	0.000	0.000	0.001	-	-			0.000	0.000	0.000	0.001	-	-			0.080	
8.400	0.000	0.000	0.000		5.06	-	-	0.000	0.000	0.000	5.07	-	-			0.000	0.000	0.000	0.001	-	-			0.000	0.000	0.000	0.001	-	-			0.084	
8.800	0.000	0.000	0.000		4.66	-	-	0.000	0.000	0.000	4.67	-	-			0.000	0.000	0.000	0.001	-	-			0.000	0.000	0.000	0.001	-	-			0.088	
9.200	0.000	0.000	0.000		4.26	-	-	0.000	0.000	0.000	4.27	-	-			0.000	0.000	0.000	0.001	-	-			0.000	0.000	0.000	0.001	-	-			0.092	
9.600	0.000	0.000	0.000		3.86	-	-	0.000	0.000	0.000	3.87	-	-			0.000	0.000	0.000	0.001	-	-			0.000	0.000	0.000	0.001	-	-			0.096	
10.000	0.000	0.000	0.000		3.46	-	-	0.000	0.000	0.000	3.47	-	-			0.000	0.000	0.000	0.002	-	-			0.000	0.000	0.000	0.001	-	-			0.100	
11.000	0.000	0.000	0.000		2.46	-	-	0.000	0.000	0.000	2.48	-	-			0.000	0.000	0.000	0.001	-	5			0.000	0.000	0.000	0.003	-	-			0.110	
12.000	0.000	0.000	0.000		1.46	-	-	0.000	0.000	0.000	1.52	-	-			0.000	0.000	0.000	0.003	-	33			0.000	0.000	0.000	0.046	-	-			0.120	
13.000	0.000	0.000	0.000		0.558	-	-	0.000	0.000	0.000	0.737	-	-			0.000	0.000	0.000	0.100	-	5			0.000	0.000	0.000	0.259	-	-			0.130	
14.000	0.000	0.000	0.000		0.088	-	-	0.000	0.000	0.000	0.260	-	50			0.000	0.000	0.000	0.631	-	-			0.000	0.000	0.000	0.784	-	-			0.140	
15.000	0.000	0.000	0.000		0.004	-	-	0.000	0.000	0.000	0.065	-	-			0.000	0.000	0.000	1.55	-	-			0.000	0.000	0.000	1.59	-	-			0.150	
16.000	0.000	0.000	0.000		0.001	-	-	0.000	0.000	0.000	0.011	-	-			0.000	0.000	0.000	2.55	-	-			0.000	0.000	0.000	2.55	-	-			0.160	
17.000	0.000	0.000	0.000		0.001	-	-	0.000	0.000	0.000	0.001	-	-			0.000	0.000	0.000	3.55	-	-			0.000	0.000	0.000	3.55	-	-			0.170	
18.000	0.000	0.000	0.000		0.001	-	-	0.000	0.000	0.000	0.001	-	-			0.000	0.000	0.000	4.55	-	-			0.000	0.000	0.000	4.55	-	-			0.180	
Totals:						0	0					0	50	0	0					0	43						0	110	0	0			
Number of Trades:						0						0		0						0.00							0		0				

Lending Products	Underlying Title	Open Interest[5]	Multilateral Transactions[1]				Bilateral Transactions[2]		Stock Borrowing through OTC (volume)[3]	
			Volume(Offered)	Average Weighted	Transactions volume	Average Weighted	Transactions Volume	Average Weighted	Transactions Volume	
ADMIEBOR	ADMIE (IPTO) HOLDING S.A. (CR)	---	---	---	---	---	---	---	309,704	
AEGNBOR	AEGEAN AIRLINES (CR)	---	---	---	---	---	---	---	672,586	
AKTRBOR	AKTOR S.A. HOLDING CO. (CR)	---	---	---	---	---	---	---	1,177,823	
AETFBOR	ALPHA ETF FTSE Athex Large Cap	---	---	---	---	---	---	---	---	
ALPHABOR	ALPHA SERVICES HOLD (CR)	20,600	---	---	---	---	---	---	60,082,980	
AIABOR	ATHENS INTL AIRPORT (CR)	8,611	---	---	100	4.07%	---	---	219,600	
ACAGBOR	AUSTRIACARD (CB)	---	---	---	---	---	---	---	---	
OTOELBOR	AUTOHELLAS SA (CR)	120	---	---	---	---	---	---	40,460	
AVAXBOR	AVAX S.A. (CR)	20,777	---	---	2,000	4.11%	---	---	---	
BOCHGRBOR	BANK OF CYPRUS (CR)	---	---	---	---	---	---	---	72,448	
EEEBOR	CC HBC AG (CR)	30,631	---	---	---	---	---	---	194,349	
CENERBOR	CENERGY HOLDINGS (CB)	---	---	---	---	---	---	---	411,450	
DIMANDBOR	DIMAND (CR)	---	---	---	---	---	---	---	37,936	
ELLAKTORBOR	ELLAKTOR (CR)	9,700	---	---	---	---	---	---	94,867	
ELHABOR	ELVALHALCOR (CR)	---	---	---	---	---	---	---	128,681	
EUROBBOR	EUROBANK HOLDINGS (CR)	5,000	---	---	---	---	---	---	65,035,386	
EYDAPBOR	EYDAP S.A. (CR)	---	---	---	---	---	---	---	254,066	
FOYRKBOR	FOURLIS (CR)	---	---	---	---	---	---	---	13,057	
GEKTERNABOR	GEK TERNA (CR)	---	---	---	---	---	---	---	475,351	
SARBOR	GR. SARANTIS S.A. (CR)	5,291	---	---	---	---	---	---	24,090	
EXAEBOR	HELLENIC EXCHANGES-A.S.E. (CR)	---	---	---	---	---	---	---	158,208	
ELPEBOR	HELLENIQ ENERGY (CR)	---	---	---	---	---	---	---	2,759,345	
INTEKBOR	IDEAL HOLDINGS (CR)	---	---	---	---	---	---	---	16,600	
INTRKBOR	INTRACOM HOLDINGS (CR)	---	---	---	---	---	---	---	10,000	
INLOTBOR	INTRALOT (CR)	---	---	---	---	---	---	---	1,656,174	
BELABOR	JUMBO SA (CR)	---	---	---	---	---	---	---	232,551	
KRIBOR	KRI-KRI S.A. (CR)	---	---	---	---	---	---	---	---	
LAMDABOR	LAMDA DEVELOPMENT SA (CR)	---	---	---	---	---	---	---	223,277	
LAVIBOR	LAVIPHARM SA (CR)	---	---	---	---	---	---	---	---	
MYTILBOR	METLEN ENERGY & METALS (CR)	75	---	---	---	---	---	---	741,837	
MIGBOR	MIG (CR)	541	---	---	---	---	---	---	39,913	

Stock Lending Notes

[1] - Multilateral contracts Lending or Borrowing as per Methods 8-1, 8-2 and 8-3-3 (According to ATHEX BoD Resolution No.17)

[2] - Bilateral Contracts Lending or Borrowing as per Methods 8-3-1 and 8-3-2 & Contracts as per Method 4 (According to ATHEX BoD Resolution No.20)

[3] - The information concerning OTC Stock Borrowing Transactions is based on the statements of the Dematerialised Securities System (DSS) operators involved and refers to volumes that have been registered up until the previous working day.

[4] - Average Price (Volume weighted)

[5] - The Data concerning Open Interest before the start of trading session

Lending Products	Underlying Title	Multilateral Transactions[1]					Bilateral Transactions[2]		Stock Borrowing through OTC (volume)[3]
		Open Interest[5]	Volume(Offered)	Average Weighted	Transactions volume	Average Weighted	Transactions Volume	Average Weighted	Transactions Volume
MOHBOR	MOTOR OIL (CR)	---	---	---	---	---	---	---	1,149,929
ETEBOR	NATIONAL BANK (CR)	42,500	---	---	---	---	---	---	19,899,436
NOVALBOR	NOVAL PROPERTY REIC (CR)	---	---	---	---	---	---	---	---
OPAPBOR	OPAP (CR)	4,754	---	---	---	---	---	---	1,792,501
OPTIMABOR	OPTIMA BANK (CR)	8,354	---	---	400	4.07%	---	---	496,727
HTOBOR	OTE (CR)	2,000	---	---	---	---	---	---	1,949,758
PPABOR	P.P.A. S.A. (CR)	---	---	---	---	---	---	---	107,118
TPEIRBOR	PIRAEUS FINANCIAL HOLD (CR)	20,000	---	---	---	---	---	---	17,269,249
PPCBOR	PPC (CR)	---	---	---	---	---	---	---	4,061,064
PROFBOR	PROFILE SA (CR)	---	---	---	---	---	---	---	5,800
QUESTBOR	QUEST HOLDINGS (CR)	391	---	---	---	---	---	---	18,836
OLYMPBOR	TECHNICAL OLYMPIC SA (CR)	---	---	---	---	---	---	---	---
TENERGYBOR	TERNA ENERGY (CR)	8	---	---	---	---	---	---	1,346,677
PLATBOR	THRACE PLASTICS SA (CR)	---	---	---	---	---	---	---	2,598
TITCBOR	TITAN CEMENT (CB)	63,415	---	---	---	---	---	---	349,399
VIOBOR	VIOHALCO SA/NV (CB)	---	---	---	---	---	---	---	---

Stock Lending Notes

[1] - Multilateral contracts Lending or Borrowing as per Methods 8-1, 8-2 and 8-3-3 (According to ATHEX BoD Resolution No.17)

[2] - Bilateral Contracts Lending or Borrowing as per Methods 8-3-1 and 8-3-2 & Contracts as per Method 4 (According to ATHEX BoD Resolution No.20)

[3] - The information concerning OTC Stock Borrowing Transactions is based on the statements of the Dematerialised Securities System (DSS) operators involved and refers to volumes that have been registered up until the previous working day.

[4] - Average Price (Volume weighted)

[5] - The Data concerning Open Interest before the start of trading session

Sectors codification for listed companies

12003-	ETF	10101010	Computer Services
10101015	Software	10102030	Computer Hardware
15101010	Telecommunications Equipment	15102015	Telecommunications Services
20101010	Health Care Facilities	20101025	Health Care Services
20102010	Medical Equipment	20103015	Pharmaceuticals
30101010	Banks	30202000	Diversified Financial Services
30202010	Asset Managers & Custodians	30202015	Investment Services
30204000	Closed End Investments	30302010	Full Line Insurance
30302015	Insurance Brokers	30302025	Property and Casualty Insurance
35101010	Real Estate Holding and Development	35101015	Real Estate Services
35102000	Diversified REITs	35102030	Office REITs
35102045	Retail REITs.	40201040	Rental & Leasing Services: Consumer
40202010	Home Construction	40202015	Household Furnishings
40202020	Household Appliance	40203040	Electronic Entertainment
40204020	Clothing & Accessories	40301010	Entertainment
40301030	Publishing	40301035	Radio & TV Broadcasters
40401010	Diversified Retailers	40401020	Apparel Retailers
40401025	Home Improvement Retailers	40401030	Specialty Retailers
40501010	Airlines	40501015	Travel & Tourism
40501020	Casinos & Gambling	40501025	Hotels & Motels
45101015	Distillers & Vintners	45101020	Soft Drinks
45102010	Farming Fishing Ranching & Plantations	45102020	Food Products
45103010	Tobacco	45201010	Food Retailers & Wholesalers
45201020	Personal Products	50101010	Construction
50101020	Building Roof/Wallboard and Plumbing	50101030	Cement
50101035	Building Materials: Other	50202010	Electrical Components
50203015	Plastics	50203030	Containers & Packaging
50204000	Machinery: Industrial	50204020	Machinery: Construction & Handling
50205010	Industrial Suppliers	50205020	Back Office Support HR & Consulting
50205030	Forms & Bulk Printing Services	50206015	Commercial Vehicles & Parts
50206030	Marine Transportation	50206060	Transportation Services
55101000	Diversified Materials	55101020	Textile Products
55102000	General Mining	55102010	Iron & Steel
55102015	Metal Fabricating	55102035	Aluminum
60101020	Oil Refining and Marketing	65101010	Alternative Electricity
65101015	Conventional Electricity	65102000	Multi-Utilities
65102030	Water		

ATHEXGROUP

Athens Exchange Group

Λεωφ. Αθηνών 110 | 104 42 Αθήνα
110 Athinon Ave | 104 42 Athens GR
T +30 210 3366 800
www.athexgroup.gr