

25

Ημερήσιο Δελτίο  
Συναλλακτικής Δραστηριότητας

Daily Official List  
of Trading Activity



**Disclaimer:**

Hellenic Exchanges-Athens Stock Exchange S.A endeavours to ensure that the data and other material ("Information") presented on the Daily Official List are accurate and complete, but it is not liable for any errors or omissions of data or /and for the accuracy, credibility, updating and completeness of the aforesaid information nor it has any liability arising directly or indirectly from the use of the above Information.

The Company is not liable for the accuracy of the data included in listed companies' announcements. Only the sender of such an announcement is fully and solely liable for any infringement of third party's rights from the content of such announcement. All contents of the Daily Official List are provided only for information purposes and do not constitute investment advice or solicitation to invest in securities or other products listed for trading on the Exchange.

You acknowledge and agree that the Company is the owner of any property rights related to any Information appearing on the Daily Official List including intellectual property rights copyright, trademarks, etc.

The above data are a property of the Hellenic Exchanges-Athens Exchange and are copyright protected. Users are forbidden to reproduce, modify, copy, sale, transmit or redistribute, by all reproduction means and methods, part or the whole of the above data, without reference to their source.

The commercial exploitation of these data is, also, forbidden by third parties. Hellenic Exchanges-Athens Exchange does not carry any responsibility, direct or indirect, derived from usage or accidental alteration of the above data when used by third parties.

---

**Hellenic Exchanges – Athens Stock Exchange S.A.**

110 Athinon Ave., 10442 Athens, Tel: (210) 33.66.800, Fax: (210) 32.13.938

[www.athexgroup.gr](http://www.athexgroup.gr)

---

**Thessalonica Stock Exchange Center (T.S.E.C)**

16-18 Katouni Str., Thessalonica 546 25 Tel: (2310) 567.667, Fax: (2310) 530.545

---

**Athex Members Guarantee Fund**

14-16 Fidiou Str., Athens 106 78, Tel: (210) 33.04.682, Fax: (210) 33.04.155

---

**Hellenic Republic Capital Market Commission**

1 Kolokotroni Str. & 1 Stadiou Str., Athens 10562 Tel: (210) 33.77.100 Fax: (210) 33.77.173

---

**Table of Contents**

---

**Section 1: Statistical Figures of Securities, Derivatives and Lending**

Summary of Markets

Athex Indices

Analytic Figures for Athex Market's Boards and Categories

Trading Details by Athex Sectors and Financial Instruments (ETFs)

Top 10 best &amp; worst performing Shares

Derivatives Summary

**Section 2: Analytic Figures of Shares Transactions**

Analytic Figures of Shares Transactions

Shares' Notes

**Section 3: Figures of Securities Transactions**

Securities Blocks Details

Shares Rights Details

Stock Borrowing

Forced Sales Details

Forced Sales Registered Shares

Exchange Traded Funds (ETFs) Characteristics

**Section 5: Bonds traded in Fixed Income Assets Market**

Convertible Corporate Bonds - Regulated Market

Non Convertible Corporate Bonds - Regulated Market

Government Bonds

Treasury Bills &amp; Zero Coupon Government Bonds

Government Bonds Traded with the Open Outcry Method

State Banks Bonds

**Section 6: Additional Infos**

Athex &amp; ATHEXClear Members List

List of Stocks under Market Making operations

**Section 7: Derivatives Market Analytic Figures**

Index Futures

Stock Futures

Index Options

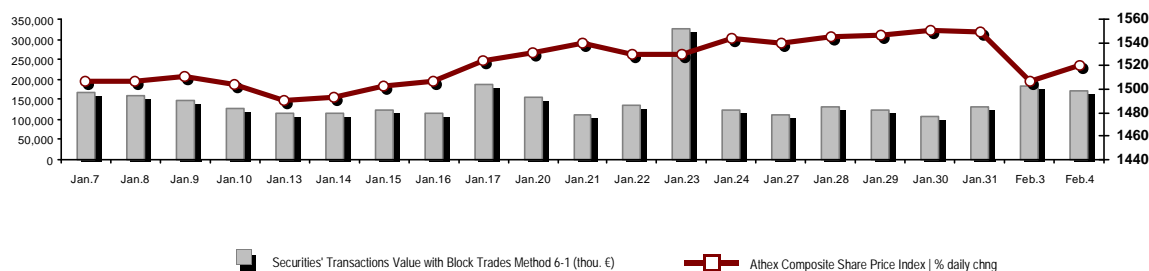
Stock Options

Stock Lending Analytic Figures

**Appendix A: Sectors codification for listed companies**

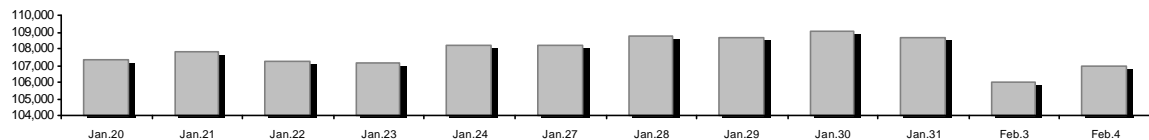
Summary of Markets

Athex Composite Share Price Index vs Shares and Derivatives Transactions Value

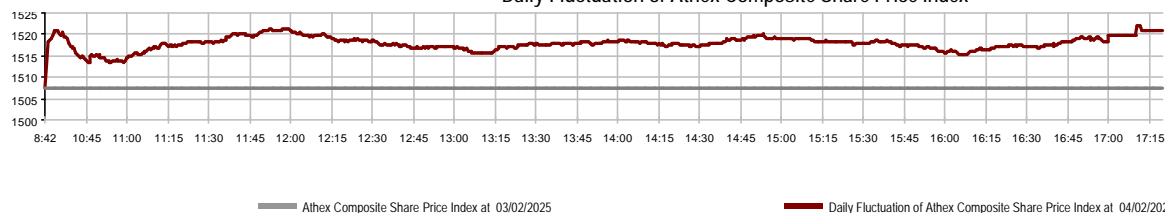


Athex Capitalisation (mill. €)**:	106,937.91		Derivatives Total Open Interest	403,076
Daily change: mill. €   %	938.29	0.89%	in Index Futures   % daily chng	6,370 -4.28%
Yearly Avg Capitalisation: mill. €   % chng prev year Avg	106,759.34	8.18%	in Stock Futures   % daily chng	395,588 -3.60%
Athex Composite Share Price Index   % daily chng	1,520.82	0.88%	in Index Options   % daily chng	899 7.28%
Athex Composite Share Price Index Capitalisation (mill. €)	99,565.98		in Stock Options   % daily chng	219 0.00%
Daily change (mill. €)	858.10			
Securities' Transactions Value with Block Trades Method 6-1 (t)	170,891.47		Derivatives Contracts Volume:	32,873
Daily change: %	-13,657.23	-7.40%	Daily change: pieces   %	-35,717 -52.07%
YtD Avg Trans. Value: thou. €   % chng prev year Avg	140,262.77	2.10%	YtD Avg Derivatives Contracts % chng prev year Avg	30,981 -16.75%
Blocks Transactions Value of Method 6-1 (thou. €)	51,755.06		Derivatives Trades Number:	1,831
Blocks Transactions Value of Method 6-2 & 6-3 (thou. €)	2.19		Daily change: number   %	-2,437 -57.10%
Bonds Transactions Value (thou.€)	1,208.50		YtD Avg Trades number % chng prev year Avg	1,795 -1.47%
Securities' Transactions Volume with Block Trades Method 6-1 (tho)	55,284.69		Lending Total Open Interest	192,100
Daily change: thou. pieces   %	8,613.57	18.46%	Daily change: pieces   %	-81,329 -29.74%
YtD Avg Volume: % chng prev year Avg	35,518.06	22.08%	Lending Volume (Multilateral/Bilateral)	0
Blocks Transactions Volume of Method 6-1 (thou. Pieces)	26,548.24		Daily change: pieces   %	-72
Blocks Transactions Volume of Method 6-2 & 6-3 (thou. Pieces)	0.07		Multilateral Lending	0
Bonds Transactions Volume	1,215,000		Bilateral Lending	0
Securities' Trades Number with Block Trades Method 6-1	41,483		Lending Trades Number:	0
Daily change: number   %	-16,843	-28.88%	Daily change: %	-1
YtD Avg Trades number % chng prev year Avg	37,476	3.46%	Multilateral Lending Trades Number	0
Number of Blocks Method 6-1	59		Bilateral Lending Trades Number	0
Number of Blocks Method 6-2 & 6-3	1			
Number of Bonds Transactions	210			

Athex Capitalisation (mill. €)\*\*



Daily Fluctuation of Athex Composite Share Price Index



## Athex Indices

Index name	04/02/2025	03/02/2025	pts.	%	Min	Max	Year min	Year max	Year change
Athex Composite Share Price Index	1,520.82 #	1,507.50	13.32	0.88%	1,507.50	1,521.98	1,469.67	1,557.01	3.48% #
Athex Composite Index Total Return Index	2,877.67 #	2,852.47	25.20	0.88%	2,852.47	2,879.87	2,779.44	2,946.14	3.53% #
Athex ESG Index	1,743.06 #	1,727.45	15.61	0.90%	1,727.45	1,744.85	1,678.09	1,790.85	3.87% #
ATHEX Alternative Market Price Index	14,983.70 #	14,892.50	91.20	0.61%	14,884.58	15,083.95	14,772.17	15,518.17	-0.75% €
FTSE/Athex Large Cap	3,703.88 #	3,670.02	33.86	0.92%	3,670.02	3,708.17	3,570.47	3,804.57	3.74% #
FTSE/Athex Mid Cap Index	2,407.43 #	2,384.89	22.54	0.95%	2,384.47	2,408.69	2,334.00	2,485.94	3.15% #
FTSE/ATHEX High Dividend Yield Index	4,087.76 #	4,050.38	37.38	0.92%	4,050.38	4,089.38	4,015.60	4,191.96	1.67% #
FTSE/Athex Market Index	883.24 #	875.26	7.98	0.91%	875.26	884.09	851.11	905.91	3.77% #
FTSE/Athex Banks	1,371.22 #	1,357.68	13.54	1.00%	1,357.68	1,376.68	1,284.74	1,435.96	6.63% #
FTSE/ATHEX TECHNOLOGY & TELECOMMUNICAT	5,620.60 #	5,586.76	33.84	0.61%	5,586.76	5,643.89	5,575.63	5,871.83	-0.86% €
FTSE/ATHEX FINANCIAL SERVICES	6,432.03 #	6,369.00	63.03	0.99%	6,369.00	6,457.11	6,028.62	6,734.10	6.59% #
FTSE/ATHEX REAL ESTATE	4,736.46 #	4,732.49	3.97	0.08%	4,732.49	4,768.99	4,698.27	4,955.14	-2.93% €
FTSE/ATHEX CONSUMER DISCRETIONARY	5,226.40 #	5,139.56	86.84	1.69%	5,116.95	5,226.40	5,022.85	5,280.27	3.80% #
FTSE/ATHEX CONSUMER STAPLES	6,993.19 #	6,986.37	6.82	0.10%	6,959.31	7,037.09	6,653.46	7,037.09	4.55% #
FTSE/ATHEX INDUSTRIALS	7,365.24 #	7,335.37	29.87	0.41%	7,335.08	7,396.21	7,101.20	7,687.81	2.90% #
FTSE/ATHEX BASIC MATERIALS	5,130.57 #	5,097.11	33.46	0.66%	5,079.24	5,174.18	5,017.37	5,532.80	2.26% #
FTSE/ATHEX ENERGY & UTILITIES	5,054.43 #	5,020.27	34.16	0.68%	5,020.27	5,070.16	4,962.99	5,217.99	1.51% #
Athex All Share Index	350.43 #	347.35	3.08	0.89%	350.43	350.43	342.37	357.22	3.23% #
Hellenic Mid & Small Cap Index	2,162.70 #	2,147.98	14.72	0.69%	2,147.98	2,166.35	2,116.80	2,226.91	2.17% #
FTSE/Athex Large Cap Total Return	6,377.07 #	6,318.77	58.30	0.92%			6,199.42	6,521.80	3.78% #
FTSE/Athex Mid Cap Total Return	3,299.67 #	3,268.78	30.89	0.95%			3,256.98	3,398.59	3.19% #
MSCI GREECE REBASED	5,830.08 #	5,772.33	57.75	1.00%	5,772.33	5,836.75	5,552.65	6,040.69	4.83% #
Hellenic Corporate Bond Index	139.51 #	139.42	0.09	0.06%			138.48	139.51	0.32% #
Hellenic Corporate Bond Price Index	93.89 #	93.86	0.03	0.03%			93.38	93.89	-0.03% €

Note 1: FTSE/Med 100, Hellenic Corporate Bond Price Index and Hellenic Corporate Bond Index closing prices refer to the previous trading day of 31/01/2025.

Note 2: The Hellenic Mid & Small Cap Index is a Customized index calculated by the Athens Exchange.

## Analytic Figures for Athex Market's Boards and Categories

	Total Traded Securities	Main Market	Surveillance	Exchange Traded Funds (ETFs)
Totals	124	117	6	1
Gain / Lose / Same:	74 / 27 / 23	72 / 26 / 19	1 / 1 / 4	1 / 0 / 0
Athex Capitalisation (mill. €) **	106,937.91	106,876.33	61.58	
Daily Average Trans/ons Value(thou.€)	140,262.77	140,242.23	19.45	149.54
Transactions Value	170,893.66	170,490.77	15.48	387.41
Main Board:	119,136.41	118,733.52	15.48	387.41
Blocks Board 6_2_3:	51,757.25	51,757.25	0.00	0.00
Forced Sales Board:	0.00	0.00	0.00	0.00
Special Terms Board:	0.00	0.00	0.00	0.00
Daily Average Transactions Volume	35,518,061	35,464,500	83,185	4,058
Transactions Volume	55,284,758	55,238,669	35,597	10,492
Main Board:	28,736,443	28,690,354	35,597	10,492
Blocks Board 6_2_3:	26,548,315	26,548,315	0	0
Forced Sales Board:	0	0	0	0
Special Terms Board:	0	0	0	0
Daily Average Number of Trades	37,476	37,342	44	91
Number of Trades	41,484	41,302	33	149
Main Board:	41,424	41,242	33	149
Blocks Board 6_2_3:	60	60	0	0
Forced Sales Board:	0	0	0	0
Special Terms Board:	0	0	0	0

## Trading Details by Athex Sectors and Financial Instruments (ETFs)

Code	Sectors	Gain / Lose / Same	Number of Trades	Transactions Volume	Transactions Value	% of Total Trans. Value
3010	- Banks	8 / 0 / 0	18,218	29,409,498	89,408,844.88	52.32%
5510	- Basic Resources	6 / 3 / 3	1,288	383,406	1,349,458.21	0.79%
5010	- Construction & Materials	5 / 5 / 4	4,223	1,292,383	9,243,141.04	5.41%
4020	- Consumer Products & Services	3 / 0 / 3	328	66,671	240,266.39	0.14%
6010	- Energy	4 / 0 / 0	1,657	281,126	3,354,726.45	1.96%
12000	- Financial Instruments	1 / 0 / 0	149	10,492	387,406.77	0.23%
3020	- Financial Services	2 / 1 / 2	516	171,807	819,987.55	0.48%
4510	- Food Beverage & Tobacco	3 / 1 / 1	337	50,017	942,412.17	0.55%
2010	- Health Care	2 / 0 / 1	222	292,299	256,873.94	0.15%
5020	- Industrial Goods & Services	10 / 4 / 3	2,500	569,328	4,082,950.04	2.39%
3030	- Insurance	1 / 0 / 0	21	3,095	14,103.30	0.01%
4030	- Media	1 / 2 / 0	538	251,358	1,036,962.66	0.61%
4520	- Personal Care, Drug & Grocery Stores	0 / 1 / 1	160	13,966	136,645.62	0.08%
3510	- Real Estate	6 / 3 / 3	1,544	19,859,106	31,187,223.93	18.25%
4040	- Retail	4 / 3 / 0	1,698	330,918	5,960,008.72	3.49%
1010	- Technology	8 / 2 / 0	1,190	364,028	1,257,197.73	0.74%
1510	- Telecommunications	1 / 1 / 0	1,045	150,493	2,176,463.41	1.27%
4050	- Travel & Leisure	4 / 1 / 1	2,125	702,404	4,280,044.69	2.50%
6510	- Utilities	5 / 0 / 1	3,725	1,082,363	14,758,943.77	8.64%

## Top 10 best &amp; worst performing Shares

## Main Market

With positive Price change			With negative Price change		
	Closing price	change		Closing price	change
ATTICA PUBLICATIONS SA (CR)	1.49	9.56% #	KIRIAKOULIS SHIPPING SA (CR)	0.96	-4.00% €
DOMIKI KRITIS SA (CR)	2.75	6.59% #	BIOKARPET S.A.(CR)	1.755	-1.95% €
ATTICA BANK S.A. (CR)	0.72	5.88% #	KRI-KRI S.A. (CR)	16	-1.54% €
ELINOIL S.A. (CR)	2.2	3.77% #	NOVAL PROPERTY REIC (CR)	2.36	-1.26% €
EKTER SA (CR)	1.7	3.66% #	ALTER EGO MEDIA (CR)	4.4445	-0.99% €
KEKROPS SA (CR)	1.28	3.23% #	EUROCONSULTANTS S.A. (CR)	1.12	-0.88% €
ATHENS MEDICAL CENTER SA (CR)	1.895	2.99% #	BRIQ PROPERTIES (CR)	2.26	-0.88% €
FOURLIS (CR)	4.13	2.86% #	AVAX S.A. (CR)	1.814	-0.87% €
PIRAEUS FINANCIAL HOLD (CR)	4.262	2.58% #	CRETE PLASTICS SA (CR)	14.8	-0.67% €
ADMIE (IPTO) HOLDING S.A. (CR)	2.68	2.49% #	GEK TERNA (CR)	18.08	-0.66% €
With the highest Transactions Value			With the highest Transactions Volume		
	Value (thou. €)	change		Volume	change
EUROBANK HOLDINGS (CR)	31,529.04	0.30% #	TRADE ESTATES REIC (CR)	19,327,069	0.84% #
TRADE ESTATES REIC (CR)	28,998.32	0.84% #	EUROBANK HOLDINGS (CR)	13,625,593	0.30% #
NATIONAL BANK (CR)	21,679.60	0.64% #	ALPHA SERVICES HOLD (CR)	6,934,462	1.00% #
PIRAEUS FINANCIAL HOLD (CR)	19,923.91	2.58% #	PIRAEUS FINANCIAL HOLD (CR)	4,693,950	2.58% #
ALPHA SERVICES HOLD (CR)	11,882.46	1.00% #	NATIONAL BANK (CR)	2,650,675	0.64% #
METLEN ENERGY & METALS (CR)	9,372.83	0.36% #	ATTICA BANK S.A. (CR)	806,167	5.88% #
JUMBO SA (CR)	5,548.24	2.19% #	BANK OF CYPRUS (CR)	654,727	1.63% #
TITAN CEMENT (CB)	4,331.25	0.70% #	ADMIE (IPTO) HOLDING S.A. (CR)	456,403	2.49% #
BANK OF CYPRUS (CR)	3,242.25	1.63% #	INTRALOT (CR)	379,593	1.98% #
PPC (CR)	3,173.24	1.01% #	ELLAKTOR (CR)	317,161	0.00% -

Note: Stocks that are not included in the "Under Supervision" category, and the transactions value is more than 10,000 €.

## Derivatives Summary

	Number of Trades	Volume	Open Interest
Index Futures	155	584	6,370
FTSE/Athex Banks	0	0	1,297
FTSE/Athex Large Cap	155	584	5,073
MSCI GREECE REBASED	0	0	0
Stock Futures	1,671	32,264	395,588
ADMIE (IPTO) HOLDING S.A. (CR)	28	172	21,076
AEGEAN AIRLINES (CR)	48	141	3,958
AKTOR S.A. HOLDING CO. (CR)	75	706	10,386
ALPHA SERVICES HOLD (CR)	236	13,352	151,671
ATHENS INTL AIRPORT (CR)	1	7	291
AUTOHELLAS SA (CR)	0	0	113
AVAX S.A. (CR)	19	52	1,273
BANK OF CYPRUS (CR)	0	0	39
CC HBC AG (CR)	2	6	127
CENERGY HOLDINGS (CB)	12	31	5,873
ELLAKTOR (CR)	26	206	2,452
ELVALHALCOR (CR)	47	379	7,210
EUROBANK HOLDINGS (CR)	111	3,422	17,191
EYDAP S.A. (CR)	5	20	4,147
FOURLIS (CR)	34	130	1,083
GEK TERNA (CR)	36	132	12,428
HELLENIC EXCHANGES-A.S.E. (CR)	13	48	3,264
HELLENIQ ENERGY (CR)	30	118	5,271
INTRACOM HOLDINGS (CR)	53	276	11,578
JUMBO SA (CR)	10	10	523
LAMDA DEVELOPMENT SA (CR)	47	295	7,411
METLEN ENERGY & METALS (CR)	113	397	7,848
MIG (CR)	1	5	198
MOTOR OIL (CR)	34	105	7,005
NATIONAL BANK (CR)	159	1,702	15,672
OPAP (CR)	8	32	1,074
OPTIMA BANK (CR)	0	0	62
OTE (CR)	12	44	2,940
P.P.A. S.A. (CR)	1	5	133
PIRAEUS FINANCIAL HOLD (CR)	378	9,679	63,991
PPC (CR)	70	556	23,282
QUEST HOLDINGS (CR)	3	10	166
TERNA ENERGY (CR)	1	1	26
TITAN CEMENT (CB)	19	68	507
VIOHALCO SA/NV (CB)	39	157	5,319
Index Options	1	20	899
FTSE/Athex Large Cap	1	20	899
Stock Options	4	5	219
ALPHA SERVICES HOLD (CR)	0	0	0
NATIONAL BANK (CR)	2	2	0
OPAP (CR)	0	0	14
OTE (CR)	0	0	2
PIRAEUS FINANCIAL HOLD (CR)	0	0	0
PPC (CR)	2	3	203
<b>Total Derivatives Traded</b>	<b>1,831</b>	<b>32,873</b>	<b>403,076</b>









Daily Official List

Year: 146 Trading Day No: 23

Section 2: Analytic Figures of Shares Transactions

Tuesday, 4 February, 2025

Number of Outstanding Securities	Nominal Value	Dividends [1]			Date of Last Coupon		Note	Shares	Closing price	% change	Previous closing price/date	Open price	Price min	Price max	Last price	Avg price	Last Bid [7]	Last Ask [7]	P/E after tax	Year	Volume	Trades	Transactions Value[8]	Company Mkt Value (thou. €)	Year low	Year high	Sector[4]		
		2022	2023	2024	Dividend [2]	Right																							
15,000,000	0.300	---	---	---	06/07/2007	18/07/2000	---	DAIOS PLASTICS SA (CR)	3.4	---	3.4	03/02/2025	---	---	---	---	55@3.28	210@3.46	---	---	---	---	---	51,000.00	3.28	3.68	50203015		
36,300,000	1.12	---	0.0276	---	27/08/2024	12/12/2007	---	THESSALONIKA WATER & SEWERAGE	3.34	0.30	P	3.33	03/02/2025	3.34	3.28	3.34	3.34	3.305	505@3.34	1292@3.35	---	---	4,260	27	14,080.85	121,242.00	3.22	3.46	65102030
86,735,980	0.310	---	0.02	---	22/07/2024	07/09/2023	---	ATHENS MEDICAL CENTER SA (CR)	1.895	2.99	P	1.84	03/02/2025	1.87	1.84	1.9	1.895	1.881	969@1.87	1750@1.90	---	---	15,395	63	28,963.32	164,364.68	1.495	1.95	20101025
3,417,600	0.100	0.016	0.016	---	04/07/2024	02/04/2024	---	INTERWOOD-XYLEMPORIA (PR)	0.328	---	0.328	03/02/2025	---	---	---	---	3000@0.306	5000@0.356	---	---	---	---	---	---	13,156.58	0.302	0.366	50101020	
2,760,000	11.83	11.8	12.4	---	03/06/2024	16/07/1990	---	KARELIA (CR)	328	---	328	03/02/2025	---	---	---	---	30@330.00	5@334.00	---	---	---	---	---	---	905,280.00	326	354	45103010	
6,700,000	0.800	0.047	0.047	---	23/07/2024	29/05/2014	---	MILLS KEPENOS (CR)	1.74	---	1.74	03/02/2025	---	---	---	---	869@1.75	44@1.82	18.68	2023	---	---	---	---	11,658.00	1.73	1.8	45102020	
18,017,472	0.360	---	0.03	---	11/10/2024	28/08/2017	---	DOMAINE COSTA LAZARIDI (CR)	1.7	---	1.7	03/02/2025	1.7	1.7	1.7	1.7	1.7	145@1.71	132@1.74	---	---	45	1	76.50	30,629.70	1.7	1.91	45101015	
21,364,000	1.12	0.4	---	---	21/08/2023	08/03/2023	---	LAMPASA HOTEL SA (CR)	37.2	---	37.2	03/02/2025	37.2	37.2	37.2	37.2	37.2	101@37.20	50@38.00	---	---	98	2	3,645.60	794,740.80	37	38	40501025	
5,939,268	0.620	---	---	---	10/07/2003	03/01/2002	---	LANAKAM SA (CR)	0.93	-2.11	E	0.95	03/02/2025	0.95	0.91	0.95	0.93	0.926	50@0.920	99@0.935	---	---	3,463	22	3,208.44	5,523.52	0.9	1.1	40401020
9,819,370	0.500	---	---	---	14/08/2007	09/01/2004	---	MATHIOS REFRACTORY SA (CR)	0.666	---	0.666	03/02/2025	0.61	0.61	0.64	0.64	0.617	1204@0.608	462@0.610	---	---	700	6	431.94	6,539.70	0.59	0.67	55101000	
32,188,050	0.700	---	---	---	21/07/2008	20/01/2000	---	MOUZAKIS (CR)	0.66	---	0.66	03/02/2025	---	---	---	---	300@0.630	388@0.685	---	---	---	---	---	---	21,244.11	0.63	0.695	55101020	
8,321,682	0.670	---	---	---	17/08/2007	23/11/1999	---	N. LEVENTERIS (CR)	0.276	---	0.276	03/02/2025	---	---	---	---	650@0.250	331@0.282	---	2023	---	---	---	---	2,854.20	0.244	0.288	55102010	
27,379,200	0.980	0.45	0.5001	---	01/08/2024	29/08/2022	---	CRETE PLASTICS SA (CR)	14.8	-0.67	E	14.9	03/02/2025	14.7	14.7	14.8	14.8	14.756	1015@14.60	412@14.90	---	---	885	3	13,059.50	405,212.16	14	14.9	50203015
255,494,534	2.71	0.255	0.247	0.47	11/12/2024	30/09/2021	---	PRODEA (CR)	6.2	---	6.2	03/02/2025	6.15	6.15	6.15	6.15	6.15	3@6.15	207@6.40	---	---	17	1	104.55	1,584,066.11	5.8	6.7	35102000	
4,181,450	0.500	---	---	---	21/08/2000	05/03/2002	---	FLOUR MILLS SARANTOPOULOS SA	1.07	---	1.07	03/02/2025	---	---	---	---	---	---	364@1.07	---	---	---	---	---	---	4,474.15	1.07	1.09	45102020

Exchange Traded Funds (ETFs)

971,502	---	---	---	---	15/06/2016	---	ALPHA ETF FTSE Athex Large Cap	36.9	0.68	P	36.65	03/02/2025	37.07	36.79	37.07	36.9	36.924	15@36.89	500@37.06	---	---	10,492	149	387,406.77	---	35.74	38.02	12003
---------	-----	-----	-----	-----	------------	-----	--------------------------------	------	------	---	-------	------------	-------	-------	-------	------	--------	----------	-----------	-----	-----	--------	-----	------------	-----	-------	-------	-------

Surveillance

89,078,604	0.040	---	---	---	07/07/2010	16/01/2024	5160	FRIGOGLASS SA (CR)	0.2	---	0.2	03/02/2025	0.2	0.2	0.2	0.2	0.2	5000@0.191	4800@0.200	---	2023	950	3	190.00	17,815.72	0.184	0.218	50204000	
13,191,620	0.620	---	---	---	04/08/2010	09/09/2002	5232	YALCO - CONSTANTINOU (CR)	0.162	---	0.162	03/02/2025	0.15	0.15	0.15	0.15	0.15	---	5885@0.146	---	---	---	1,175	2	176.25	2,137.04	0.146	0.162	40202020
17,579,754	4.16	---	---	---	18/08/2006	02/08/2010	---	BIOTER SA (CR)	0.276	---	0.276	03/02/2025	0.276	0.276	0.29	0.29	0.277	1300@0.290	1500@0.292	---	---	5,200	7	1,438.00	4,852.01	0.226	0.29	50101010	
54,654,600	0.050	---	---	---	01/07/1998	30/12/2022	5275	VIS SA (CR)	0.144	---	0.144	03/02/2025	0.144	0.144	0.144	0.144	0.1467	3971@0.144	---	---	2023	4,351	5	626.54	7,870.26	0.144	0.144	50203030	
15,842,391	1.51	---	---	---	15/07/2009	12/05/2000	5141	BITROS HOLDING SA (CR)	0.71	1.43	P	0.7	03/02/2025	0.71	0.71	0.71	0.71	1000@0.705	455@0.760	---	---	13,000	8	9,230.00	11,248.10	0.535	0.77	55102010	
24,319,250	0.300	---	---	---	09/07/2002	04/07/2007	5165	PROODEFTIKH SA (CR)	0.35	-1.69	E	0.356	03/02/2025	0.322	0.322	0.35	0.35	0.35	79@0.350	5000@0.356	---	---	10,921	8	3,821.79	8,511.74	0.246	0.376	50101010
28,438,268	0.070	---	---	---	21/08/2006	24/11/1999	5253	SPIROY AGRICULTURE SA (CR)	0.151	---	0.151	03/02/2025	---	---	---	---	---	2331@0.138	5000@0.166	---	---	---	---	---	---	4,294.18	0.138	0.16	45102010
1,011,000	1.00	---	---	---	01/07/2004	11/12/2012	5193	TRIA ALFA SA (CR)	4.8	---	4.8	03/02/2025	---	---	---	---	---	75@4.40	1@4.78	---	2023	---	---	---	---	4,852.80	4.04	4.8	55101020

Suspension Status

65,326,268	0.530	---	---	---	04/07/2007	19/07/2006	4750	SATO SA (CR)	0.028	---	0.028	05/09/2024	---	---	---	---	---	---	---	---	---	---	---	---	---	1,829.14	0.028	0.028	40202015	
3,961,300	1.28	---	---	---	29/06/2004	03/08/2000	5248	DUROS SA (CR)	0.25	---	0.25	24/04/2023	---	---	---	---	---	---	---	---	---	---	---	---	---	---	990.33	0.25	0.25	40204020
51,754,364	0.300	---	---	---	23/12/2003	24/01/2007	5197	SELECTED TEXT. IND. ASSOC (CR)	0.132	---	0.132	31/10/2024	---	---	---	---	---	---	---	---	---	---	---	---	---	---	6,831.58	0.132	0.132	55101020

## Shares' Notes

Code	Note text
( )	- Adjusted dividends.
*	- Last adjusted closing price.
[1]	- Net dividends.
[2]	- The "Date of Last Coupon" for New listings refers to the date company's stocks started to trade in Athex
[3]	- The Company Market Value is referred to the number of outstanding shares
[4]	- Sectors codification can be found in Appendix A
[5]	- The Market Value refers to the total number of shares listed (including their several classes) in the exchange by the company.
[6]	- P/E greater than 100
[7]	- Last view of the Order Book before the end of the trading session
[8]	- All Blocks Methods' Transactions Value are included.
4750	- Transfer to the Under Surveillance Category from 8/4/2011.
5093	- Transfer to the Surveillance Category as of 8/4/2015.
5141	- Transfer to the Surveillance Category as of 10/05/2017.
5160	- Transfer to the Surveillance Category as of 15/04/2016.
5165	- Transfer to the Surveillance Category as of 15/02/2018.
5193	- Transfer to the Surveillance Category as of 25/10/2018.
5197	- Transfer to the Surveillance Category as of 07/11/2018.
5232	- Transfer to the Under Surveillance Category from 08/04/2011.
5248	- Transfer to the Surveillance Category as of 06/09/20116.
5253	- Transfer to the Surveillance Category as of 14/5/2021.
5275	- Transfer to the Surveillance Category as of 09/07/2020.

Securities Blocks Details

Securities	Block Volume	Price	Block Trade Value	Time of approval	Note
EUROBANK HOLDINGS (CR)	800,000	2.31	1,850,400.00	10:58:39	20
JUMBO SA (CR)	12,000	25.54	306,480.00	11:00:25	20
JUMBO SA (CR)	44,755	25.64	1,147,518.20	11:09:16	20
EUROBANK HOLDINGS (CR)	136,562	2.31	315,867.91	11:21:03	20
JUMBO SA (CR)	30,071	25.64	771,020.44	11:21:49	20
EUROBANK HOLDINGS (CR)	200,000	2.31	462,600.00	11:38:22	20
P.P.A. S.A. (CR)	72	30.39	2,188.15	12:11:11	14
EUROBANK HOLDINGS (CR)	896,148	2.31	2,072,790.32	12:50:18	20
BANK OF CYPRUS (CR)	500,000	4.95	2,475,000.00	12:56:36	20
EUROBANK HOLDINGS (CR)	825,000	2.31	1,903,275.00	12:58:01	20
LAVIPHARM SA (CR)	100,000	0.815	81,500.00	13:02:16	20
PIRAEUS FINANCIAL HOLD (CR)	150,000	4.24	636,000.00	13:48:10	20
EUROBANK HOLDINGS (CR)	200,000	2.31	462,600.00	13:57:16	20
EUROBANK HOLDINGS (CR)	250,000	2.31	576,250.00	14:00:28	20
EUROBANK HOLDINGS (CR)	500,000	2.31	1,153,000.00	14:07:56	20
EUROBANK HOLDINGS (CR)	315,630	2.31	728,158.41	14:13:02	20
EUROBANK HOLDINGS (CR)	200,000	2.31	462,000.00	14:38:57	20
EUROBANK HOLDINGS (CR)	205,000	2.32	475,190.00	14:48:29	20
NATIONAL BANK (CR)	100,000	8.16	815,800.00	15:22:59	20
PIRAEUS FINANCIAL HOLD (CR)	250,000	4.26	1,065,000.00	15:25:18	20
NATIONAL BANK (CR)	58,142	8.14	473,392.16	15:58:34	20
TRADE ESTATES REIC (CR)	833,333	1.50	1,249,999.50	16:10:09	20
TRADE ESTATES REIC (CR)	667,000	1.50	1,000,500.00	16:12:14	20
TRADE ESTATES REIC (CR)	1,587,343	1.50	2,381,014.50	16:12:27	20
TRADE ESTATES REIC (CR)	1,079,323	1.50	1,618,984.50	16:13:26	20
TRADE ESTATES REIC (CR)	166,667	1.50	250,000.50	16:14:29	20
TRADE ESTATES REIC (CR)	76,666	1.50	114,999.00	16:15:36	20
TRADE ESTATES REIC (CR)	206,667	1.50	310,000.50	16:16:37	20
TRADE ESTATES REIC (CR)	533,333	1.50	799,999.50	16:18:00	20
TRADE ESTATES REIC (CR)	166,667	1.50	250,000.50	16:19:13	20
TRADE ESTATES REIC (CR)	250,000	1.50	375,000.00	16:20:04	20
TRADE ESTATES REIC (CR)	563,333	1.50	844,999.50	16:20:52	20
TRADE ESTATES REIC (CR)	100,000	1.50	150,000.00	16:21:55	20
TRADE ESTATES REIC (CR)	200,000	1.50	300,000.00	16:22:48	20
TRADE ESTATES REIC (CR)	100,000	1.50	150,000.00	16:23:30	20
TRADE ESTATES REIC (CR)	210,000	1.50	315,000.00	16:24:33	20
TRADE ESTATES REIC (CR)	40,000	1.50	60,000.00	16:25:27	20

Blocks Notes

- 9 - Method 6-1 / Special Fees
- 10 - Method 6-1 / Special Fees, SDS
- 14 - Method 6-3 / Settlement, Incomplete Buy and Sell
- 18 - Method 6-2 / SPOT 1
- 19 - Method 6-2 / SPOT 2
- 20 - Method 6-1 and Method 6-1 Same Day Settlement
- 21 - Other Pre-agreed

Securities Blocks Details

Securities	Block Volume	Price	Block Trade Value	Time of approval	Note
TRADE ESTATES REIC (CR)	40,000	1.50	60,000.00	16:26:23	20
TRADE ESTATES REIC (CR)	667,000	1.50	1,000,500.00	16:27:39	20
TRADE ESTATES REIC (CR)	100,000	1.50	150,000.00	16:28:36	20
TRADE ESTATES REIC (CR)	331,674	1.50	497,511.00	16:30:16	20
TRADE ESTATES REIC (CR)	331,674	1.50	497,511.00	16:31:35	20
EUROBANK HOLDINGS (CR)	200,000	2.31	462,400.00	16:32:11	20
TRADE ESTATES REIC (CR)	98,451	1.50	147,676.50	16:32:42	20
PIRAEUS FINANCIAL HOLD (CR)	150,000	4.26	639,000.00	16:33:38	20
TRADE ESTATES REIC (CR)	233,223	1.50	349,834.50	16:33:57	20
TRADE ESTATES REIC (CR)	995,024	1.50	1,492,536.00	16:35:08	20
TRADE ESTATES REIC (CR)	66,334	1.50	99,501.00	16:36:12	20
TRADE ESTATES REIC (CR)	66,334	1.50	99,501.00	16:37:25	20
TRADE ESTATES REIC (CR)	66,500	1.50	99,750.00	16:38:26	20
TRADE ESTATES REIC (CR)	66,500	1.50	99,750.00	16:39:26	20
TRADE ESTATES REIC (CR)	133,000	1.50	199,500.00	16:40:24	20
TRADE ESTATES REIC (CR)	66,500	1.50	99,750.00	16:41:29	20
TRADE ESTATES REIC (CR)	66,500	1.50	99,750.00	16:42:19	20
TRADE ESTATES REIC (CR)	132,669	1.50	199,003.50	16:43:35	20
EUROBANK HOLDINGS (CR)	500,000	2.31	1,154,500.00	16:48:40	20
TRADE ESTATES REIC (CR)	6,025,000	1.50	9,037,500.00	16:50:53	20
TRADE ESTATES REIC (CR)	3,013,220	1.50	4,519,830.00	16:51:48	20
NATIONAL BANK (CR)	145,000	8.20	1,188,420.00	16:53:32	20
EUROBANK HOLDINGS (CR)	500,000	2.31	1,157,000.00	17:14:42	20

Blocks Notes

- 9 - Method 6-1 / Special Fees
- 10 - Method 6-1 / Special Fees, SDS
- 14 - Method 6-3 / Settlement, Incomplete Buy and Sell
- 18 - Method 6-2 / SPOT 1
- 19 - Method 6-2 / SPOT 2
- 20 - Method 6-1 and Method 6-1 Same Day Settlement
- 21 - Other Pre-agreed

## Shares Rights Details

Occured date	Exercise from	Exercise until	Trading until	Rights	Price min	Price max	Closing price	Last Bid	Last Ask	Volume	Trades	Transactions Value
--------------	---------------	----------------	---------------	--------	-----------	-----------	---------------	----------	----------	--------	--------	--------------------

No Rights Transactions.



---

Forced Sales Details

---

Securities	Category of Security	Transactions Volume	Number of Trades	Transactions Value	Note
------------	----------------------	------------------------	---------------------	-----------------------	------

---

No Forced Transactions.

---

---

Forced Sales Notes

---

- 1 - Compulsory Public Forced Sales
- 2 - Forced Sales of Fixed Registered Shares
- 3 - Forced Sales of Remaining Fractional Shares

## Exchange Traded Funds (ETFs) Characteristics

	Transactions Date (T)	Creation / Redemption	Units (T-1)	New Units (T-1)	Redemption Units (T-1)	Units (T) [1]	Fund Assets [2]	Net Unit Price	Dividend per Unit	Dividend Date
ALPHA ETF FTSE Athex Large Cap	04/02/2025	5,000	971,502	---	---	971,502	35,616,180.00	36.6609	1.35	01/07/2024

## ETFs Notes

[1] - Units (T) = Units (T-1) + New Units (T-1) - Redemption Units (T-1)

[2] - The Creation / Redemption Units of T-1 are included.

## Non Convertible Corporate Bonds - Regulated Market

Num Listed Bonds	Nominal price	Issue price	Today's Rate	Exp. Date	Duration (years)	Note	Coupon		Trading Unit	Corporate Bonds	Accrued Int.	Yield.T.Mat	Price min	Price max	Closing price	Previous closing price/date	Volume	Transactions Value	Last order		ear min	Year max		
							Common	Preferred											Price	Buy / Sell			Date	
250,000	1,000.00	1,000.00	2.45	16/11/2028	7	---	7	---	1	ELVALHALCOR S.A. (Non Convertible)	5.4444	3.5150	95.1200	95.5000	95.4500	95.5000	03/02/2025	75,000	71,886.14	95.1200	B	34/02/2025	95.0000	97.5000
320,000	1,000.00	1,000.00	3.40	21/07/2027	7	---	10	---	1	LAMDA DEVELOPMENT S.A. (Non Convertible)	1.5111	3.4660	98.5999	98.6100	98.6030	98.3300	03/02/2025	46,000	45,426.91	98.5100	B	34/02/2025	97.7200	99.5999
200,000	1,000.00	1,000.00	2.10	27/10/2027	7	---	9	---	1	O.P.A.P. S.A. (Non Convertible)	5.8333	3.1800	96.2500	96.6500	96.5200	96.6520	03/02/2025	53,000	51,516.77	96.5001	B	34/02/2025	96.0100	98.1000
200,000	1,000.00	1,000.00	1.90	23/03/2028	7	---	8	---	1	MOTOR OIL CORINTH REFINERIES SA (Non Convertible)	7.1778	3.3170	95.2004	95.2200	95.2175	95.4530	03/02/2025	22,000	21,104.22	95.2100	B	34/02/2025	95.2000	96.0000
230,000	1,000.00	1,000.00	4.70	12/07/2029	7	---	6	---	1	LAMDA DEVELOPMENT S.A. (Non convertible)	3.1333	3.9270	100.8000	101.2800	101.1185	101.2000	03/02/2025	265,000	268,487.94	100.9500	B	34/02/2025	100.8000	103.2000
100,000	1,000.00	1,000.00	4.40	26/07/2029	7	---	6	---	1	CPLP SHIPPING HOLDINGS PLC (Non Convertible)	1.2222	3.7260	100.5000	101.1340	100.9833	101.0330	03/02/2025	81,000	81,785.52	100.8010	B	34/02/2025	100.5000	104.0000
199,375	1,000.00	1,000.00	3.60	12/03/2026	7	---	12	---	1	AEGEAN AIRLINES S.A. (Non Convertible)	14.7000	2.7990	100.0000	100.2500	100.2138	99.6860	03/02/2025	40,000	40,673.50	99.9200	B	34/02/2025	99.6862	101.0000
150,000	1,000.00	1,000.00	2.60	22/10/2026	7	---	11	---	1	TERNA ENERGY FINANCE S.A. (Non Convertible)	7.7278	3.1340	98.2000	98.5000	98.4000	98.1030	03/02/2025	64,000	63,500.58	98.2000	B	34/02/2025	97.6272	98.9500
500,000	1,000.00	1,000.00	2.75	03/07/2027	7	---	10	---	1	GEK TERNA S.A. (Non Convertible)	2.5972	3.2540	97.5010	97.9999	97.9162	98.0000	03/02/2025	42,000	41,233.88	97.6301	B	34/02/2025	96.5000	98.3894
150,000	1,000.00	1,000.00	2.65	22/10/2026	5	---	7	---	1	CPLP SHIPPING HOLDINGS PLC (Non Convertible)	7.8764	3.8010	97.5500	97.6000	97.5782	97.6000	03/02/2025	110,000	108,202.40	97.5500	B	34/02/2025	97.3000	98.4899
120,000	1,000.00	1,000.00	3.95	04/04/2025	7	---	14	---	1	GEK TERNA S.A. (Non Convertible)	13.7153	5.5160	99.5000	99.5000	99.5000	100.0010	31/01/2025	26,000	26,226.60	99.5000	B	34/02/2025	99.5000	100.3000
120,000	1,000.00	1,000.00	2.65	06/12/2028	7	---	7	---	1	NOVAL PROPERTY REIC (Non Convertible)	4.5639	3.7130	95.0900	96.3500	95.3100	96.3500	03/02/2025	49,000	46,914.63	95.1650	B	34/02/2025	94.8016	97.0000
300,000	1,000.00	1,000.00	2.30	14/12/2028	7	---	7	---	1	GEK TERNA S.A. (Non Convertible)	3.3222	3.7970	93.8308	94.0000	93.9511	94.3460	03/02/2025	90,000	84,855.00	94.0100	B	34/02/2025	92.9502	95.7000
100,000	1,000.00	1,000.00	2.95	11/02/2027	5	---	6	---	1	SAFE BULKERS PARTICIPATIONS PLC (Non Convertible)	14.5861	3.8770	97.2000	97.9500	97.5857	98.0000	03/02/2025	7,000	6,933.10	97.2010	B	34/02/2025	97.0001	99.9999
100,000	1,000.00	1,000.00	2.80	25/01/2027	5	---	7	---	1	PREMIA S.A. (Non Convertible)	0.7778	4.3260	96.4600	97.1000	96.5052	97.0000	03/02/2025	18,000	17,427.31	96.5062	B	34/02/2025	96.2000	98.3000
500,000	1,000.00	1,000.00	4.00	10/07/2030	7	---	4	---	1	METLEN ENERGY & METALS S.A. (Non Convertible)	3.0000	3.5150	101.1550	101.4900	101.2010	101.0510	03/02/2025	132,000	134,067.73	101.2000	B	34/02/2025	100.4600	101.8000
99,697	1,000.00	1,000.00	5.50	15/12/2028	5	---	3	---	1	IDEAL HOLDINGS S.A. (Non Convertible)	7.9444	4.0850	103.7000	104.0000	103.9000	103.7000	03/02/2025	30,000	31,408.33	103.7000	B	34/02/2025	102.9732	104.0000
200,000	1,000.00	1,000.00	4.25	23/01/2029	5	---	3	---	1	AUTOHELLAS S.A. (Non Convertible)	1.6528	3.3940	101.1500	102.4947	102.4947	101.0000	03/02/2025	7,000	7,159.30	101.3000	B	34/02/2025	100.2110	102.8000

## Corporate Bonds Notes

Transactions Volume = (Pieces) \* (Nominal Price). Transactions Value = (Pieces) \* (Nominal Price) \* (price %) + (Accrued interest).

The price of a Bond is stated as a percentage (%) of Bond's Nominal Price.

Nominal Price in Euros (€), except if it is noted differently.

## Non Convertible Corporate Bonds - Regulated Market

Num Listed Bonds	Nominal price	Issue price	Today's Rate	Exp. Date	Duration (years)	Note	Coupon		Trading Unit	Corporate Bonds	Accrued Int.	Yield.T.Mat	Price min	Price max	Closing price	Previous closing price/date	Volume	Transactions Value	Last order			ear min	Year max	
							Common	Preferred											Price	Buy / Sell	Date			
130,000	1,000.00	1,000.00	6.00	27/02/2029	5	---	2	---	1	INTRALOT S.A. (Non Convertible)	27.1667	5.1080	102.0000	102.9900	102.0432	102.9900	03/02/2025	47,000	49,237.13	102.1000	B	34/02/2025	101.0000	103.0000
300,000	1,000.00	1,000.00	2.30	20/07/2028	7	---	8	---	1	PRODEA REIC S.A.(Non Convertible)	1.0861	3.6390	94.9000	95.1000	94.9000	94.9000	03/02/2025	11,000	10,453.25	94.9000	B	34/02/2025	94.1000	95.1000

## Corporate Bonds Notes

Transactions Volume = (Pieces) \* (Nominal Price). Transactions Value = (Pieces) \* (Nominal Price) \* (price %) + (Accrued interest).

The price of a Bond is stated as a percentage (%) of Bond's Nominal Price.

Nominal Price in Euros (€), except if it is noted differently.

## Government Bonds

Number Listed Bonds	Nominal price	Today's Rate	Accrued Interest Calc	Exp. Date [1]	Duration (years)	Note	Coupons Date	Curr. coupon value	Trading Unit	Government Bonds	Price min	Price max	Closing price	Previous closing price/date	Volume	Transactions Value	Price	Last order Buy / Sell	Date
3,000,000	1,000.00	4.13	Actual/Actual	15/06/2054	30	---	15/06	4.13	1	GGB-FXD-150654-30Y-4.125-1.000	---	---	---	---	---	---	---	---	---
4,700,000	1,000.00	1.88	Actual/Actual	04/02/2035	15	---	04/02	1.88	1	GGB-FXD-040235-15Y-1.875-1.000	---	---	---	---	---	---	---	---	---
6,000,000	1,000.00	0.75	Actual/Actual	18/06/2031	10	---	18/06	0.75	1	GGB-FXD-180631-10Y-0.750-1.000	---	---	---	---	---	---	---	---	---
3,600,000	1,000.00	3.88	Actual/Actual	15/06/2028	5	---	15/06	3.88	1	GGB-FXD-150628-05Y-3.875-1.000	---	---	---	---	---	---	---	---	---
5,962,747,327	1.00	3.75	Actual/Actual	30/01/2028	10	---	/02 - 01/02 - 31/	3.75	1	GGB-FXD-300128-10Y-3.750-1.00	---	---	---	85.4610 13/07/2018	---	---	1.0000	B	28/11/2018
7,067,309,386	1.00	3.90	Actual/Actual	30/01/2033	15	---	/02 - 01/02 - 31/	3.90	1	GGB-FXD-300133-15Y-3.900-1.00	---	---	---	78.6730 13/07/2018	---	---	1.0000	B	28/11/2018
5,622,848,349	1.00	4.00	Actual/Actual	30/01/2037	19	---	/02 - 01/02 - 31/	4.00	1	GGB-FXD-300137-19Y-4.000-1.00	---	---	---	77.0370 13/07/2018	---	---	1.0000	B	28/11/2018
5,476,770,669	1.00	4.20	Actual/Actual	30/01/2042	24	---	/02 - 01/02 - 31/	4.20	1	GGB-FXD-300142-24Y-4.200-1.00	---	---	---	77.7640 13/07/2018	---	---	1.0000	B	28/11/2018
4,950,000	1,000.00	3.38	Actual/Actual	15/06/2034	10	---	15/06	3.38	1	GGB-FXD-150634-10Y-3.375-1.000	---	---	---	---	---	---	---	---	---
40,248,141	1.00	4.30	Actual/Actual	24/02/2025	13	---	24/02	4.30	1	GGB-FXD-240225-13Y-2.000-1.00	---	---	---	10.0000 22/06/2015	---	---	---	---	---
59,586,043	1.00	4.30	Actual/Actual	24/02/2026	14	---	24/02	4.30	1	GGB-FXD-240226-14Y-2.000-1.00	---	---	---	10.0000 22/06/2015	---	---	---	---	---
41,118,344	1.00	4.30	Actual/Actual	24/02/2027	15	---	24/02	4.30	1	GGB-FXD-240227-15Y-2.000-1.00	---	---	---	10.0000 22/06/2015	---	---	---	---	---
45,137,734	1.00	4.30	Actual/Actual	24/02/2028	16	---	24/02	4.30	1	GGB-FXD-240228-16Y-2.000-1.00	---	---	---	10.0000 22/06/2015	---	---	---	---	---
61,768,888	1.00	4.30	Actual/Actual	24/02/2029	17	---	24/02	4.30	1	GGB-FXD-240229-17Y-2.000-1.00	---	---	---	10.0000 22/06/2015	---	---	---	---	---
54,567,744	1.00	4.30	Actual/Actual	24/02/2030	18	---	24/02	4.30	1	GGB-FXD-240230-18Y-2.000-1.00	---	---	---	10.0000 22/06/2015	---	---	---	---	---
37,541,515	1.00	4.30	Actual/Actual	24/02/2031	19	---	24/02	4.30	1	GGB-FXD-240231-19Y-2.000-1.00	---	---	---	10.0000 22/06/2015	---	---	---	---	---
37,558,317	1.00	4.30	Actual/Actual	24/02/2032	20	---	24/02	4.30	1	GGB-FXD-240232-20Y-2.000-1.00	---	---	---	10.0000 22/06/2015	---	---	---	---	---
37,473,732	1.00	4.30	Actual/Actual	24/02/2033	21	---	24/02	4.30	1	GGB-FXD-240233-21Y-2.000-1.00	---	---	---	10.0000 22/06/2015	---	---	---	---	---
33,888,293	1.00	4.30	Actual/Actual	24/02/2034	22	---	24/02	4.30	1	GGB-FXD-240234-22Y-2.000-1.00	---	---	---	10.0000 22/06/2015	---	---	---	---	---
35,177,800	1.00	4.30	Actual/Actual	24/02/2035	23	---	24/02	4.30	1	GGB-FXD-240235-23Y-2.000-1.00	---	---	---	10.0000 22/06/2015	---	---	---	---	---
35,547,268	1.00	4.30	Actual/Actual	24/02/2036	24	---	24/02	4.30	1	GGB-FXD-240236-24Y-2.000-1.00	---	---	---	10.0000 22/06/2015	---	---	---	---	---
40,246,306	1.00	4.30	Actual/Actual	24/02/2037	25	---	24/02	4.30	1	GGB-FXD-240237-25Y-2.000-1.00	---	---	---	10.0000 22/06/2015	---	---	---	---	---
37,643,952	1.00	4.30	Actual/Actual	24/02/2038	26	---	24/02	4.30	1	GGB-FXD-240238-26Y-2.000-1.00	---	---	---	10.0000 22/06/2015	---	---	---	---	---
36,977,100	1.00	4.30	Actual/Actual	24/02/2039	27	---	24/02	4.30	1	GGB-FXD-240239-27Y-2.000-1.00	---	---	---	10.0000 22/06/2015	---	---	---	---	---
41,615,000	1.00	4.30	Actual/Actual	24/02/2040	28	---	24/02	4.30	1	GGB-FXD-240240-28Y-2.000-1.00	---	---	---	10.0000 22/06/2015	---	---	---	---	---
42,227,208	1.00	4.30	Actual/Actual	24/02/2041	29	---	24/02	4.30	1	GGB-FXD-240241-29Y-2.000-1.00	---	---	---	10.0000 22/06/2015	---	---	---	---	---
68,288,487	1.00	4.30	Actual/Actual	24/02/2042	30	---	24/02	4.30	1	GGB-FXD-240242-30Y-2.000-1.00	---	---	---	10.0000 22/06/2015	---	---	---	---	---
4,500,000	1,000.00	3.88	Actual/Actual	12/03/2029	10	---	12/03	3.88	1	GGB-FXD-120329-10Y-3.875-1.000	---	---	---	---	---	---	100.0000	B	15/10/2019
4,500,000	1,000.00	0.00	Actual/Actual	12/02/2026	5	---	12/02	0.00	1	GGB-FXD-120226-05Y-0.000-1.000	---	---	---	---	---	---	---	---	---
2,209,163	1,000.00	3.38	Actual/Actual	15/02/2025	7	---	15/02	3.38	1	GGB-FXD-150225-07Y-3.375-1.000	---	---	---	---	---	---	---	---	---
964,000	1,000.00	3.25	Actual/Actual	20/03/2025	6	---	20/03	3.25	1	GGB-FXD-200325-06Y-3.250-1.000	---	---	---	---	---	---	---	---	---
2,100,000	1,000.00	3.55	Actual/Actual	20/03/2026	7	---	20/03	3.55	1	GGB-FXD-200326-07Y-3.550-1.000	---	---	---	---	---	---	---	---	---
5,500,000	1,000.00	1.50	Actual/Actual	18/06/2030	10	---	18/06	1.50	1	GGB-FXD-180630-10Y-1.500-1.000	---	---	---	---	---	---	---	---	---
3,500,000	1,000.00	4.38	Actual/Actual	18/07/2038	15	---	18/07	4.38	1	GGB-FXD-180738-15Y-4.375-1.000	---	---	---	---	---	---	---	---	---

## Government Bonds Notes

Transactions Volume = (Pieces) \* (Nominal Price). Transactions Value = (Pieces) \* (Nominal Price) \* (price %) + (Accrued interest).

The Value of current coupon for the issues with NV 0.01 euro refers to NV 100 euros

FLR: Floating Interest Rate.

[1] - The Expiration Date of the interest bearing period and the Date for coupon payment.

## Government Bonds

Number Listed Bonds	Nominal price	Today's Rate	Accrued Interest Calc	Exp. Date [1]	Duration (years)	Note	Coupons Date	Curr. coupon value	Trading Unit	Government Bonds	Price min	Price max	Closing price	Previous closing price/date	Volume	Transactions Value	Price	Last order Buy / Sell	Date
40,000	1,000.00	3.91	FLR	Actual/360	18/09/2025	1	---	18/09 - 18/03	---	1	GGB-FLT-180925-01Y-3.915-1.000	---	---	---	---	---	---	---	---
5,364,250	1,000.00	3.25		Actual/Actual	20/03/2050	30	---	20/03	3.25	1	GGB-FXD-200350-30Y-3.250-1.000	---	---	---	---	---	---	---	---
4,000,000	1,000.00	3.63		Actual/Actual	15/06/2035	10	---	15/06	3.63	1	GGB-FXD-150635-10Y-3.625-1000.00	---	---	---	---	---	---	---	---
3,924,361	1,000.00	2.00		Actual/Actual	22/04/2027	7	---	22/04	2.00	1	GGB-FXD-220427-07Y-2.000-1.000	---	---	---	---	---	99.9000	B	22/04/2020
2,500,000	1,000.00	1.88		Actual/Actual	23/07/2026	7	---	23/07	1.88	1	GGB-FXD-230726-07Y-1.875-1.000	---	---	---	---	---	---	---	---
4,900,000	1,000.00	4.25		Actual/Actual	15/06/2033	10	---	15/06	4.25	1	GGB-FXD-150633-10Y-4.250-1.000	---	---	---	---	---	---	---	---
3,500,000	1,000.00	1.88		Actual/Actual	24/01/2052	30	---	24/01	1.88	1	GGB-FXD-240152-30Y-1.875-1.000	---	---	---	---	---	---	---	---
3,700,000	1,000.00	1.75		Actual/Actual	18/06/2032	10	---	18/06	1.75	1	GGB-FXD-180632-10Y-1.750-1.000	---	---	---	---	---	---	---	---
2,200,000	1,000.00	1.13	FLR	Actual/360	15/12/2027	5	---	- 15/12 - 15/03 -	---	1	GGB-FLT-151227-05Y-1.130-1.000	---	---	---	---	---	102.1600	B	30/12/2022

## Government Bonds Notes

Transactions Volume = (Pieces) \* (Nominal Price). Transactions Value = (Pieces) \* (Nominal Price) \* (price %) + (Accrued interest).

The Value of current coupon for the issues with NV 0.01 euro refers to NV 100 euros

FLR: Floating Interest Rate.

[1] - The Expiration Date of the interest bearing period and the Date for coupon payment.

Treasury Bills & Zero Coupon Government Bonds

Issue Date	13-Week Maturity									26-Week Maturity									52-Week Maturity								
	Exp. Date	Initial Rate	Num Listed Bonds	Nominal price	Issue price	Last Trade Price	Last Trade Date	Volume Traded	Note	Exp. Date	Initial Rate	Num Listed Bonds	Nominal price	Issue price	Last Trade Price	Last Trade Date	Volume Traded	Note	Exp. Date	Initial Rate	Num Listed Bonds	Nominal price	Issue price	Last Trade Price	Last Trade Date	Volume Traded	Note
08/03/2024	---	---	---	---	---	---	---	---	---	---	---	---	---	---	---	---	---	---	07/03/2025	3.73	812,500	1,000.00	963.70	---	---	---	---
07/06/2024	---	---	---	---	---	---	---	---	---	---	---	---	---	---	---	---	---	---	06/06/2025	3.34	600,000	1,000.00	967.30	---	---	---	---
06/09/2024	---	---	---	---	---	---	---	---	---	---	---	---	---	---	---	---	---	---	05/09/2025	2.82	600,000	1,000.00	972.28	---	---	---	---
06/12/2024	---	---	---	---	---	---	---	---	---	---	---	---	---	---	---	---	---	---	05/12/2025	2.27	600,000	1,000.00	977.58	---	---	---	---

Bonds in Circulation	Currency / Min nominal traded Value	Coupons Payment Date	Current Coupon Value	Note	Coupon	Trading Unit	Issue Date	Duration (years)	Today's Interest	A.I.C in days	Bonds	Last price of previous days		Last Outcry in Cash (euro)			Trades in Pieces	Life min	Life Max
												Price	Buy / Sell	Price	Buy / Sell	Date			
<b>Corporate Bonds in Foreign Currency and Euro</b>																			
103,746	GBP / 10	01/12	0.25	---	66	1	01/12/1930	98	2.5	360	National Mortgage Bank	2.27	05/02/1996	2.27	S	05/02/1996	---	2.27	2.27
0	GBP / 10	01/12	0.25	---	68	1	01/12/1928	100	2.5	360	National Mortgage Bank	---	---	---	---	---	---	---	---

## Government Bonds Notes

A.I.C: Accrued Interest Calculation base.

FLR: Floating Interest Rate.

The minimum tradeable Nominal Value for all Demeterialised Government Titles is 100 Euros.

(μτφρ-0)



## Athex &amp; ATHEXClear Members List

Member Name				Stock Market			Derivatives Market		ATHEXClear Member	
	Address	Phone	Fax	Market Member	Remote Member	Market Maker	Proprietary	Market Maker	General Clearing	Direct Clearing
A. SARRIS SECURITIES S.A.				a						
6, ΔΡΑΓΑΤΣΑΝΙΟΥ 6 ΑΘΗΝΑ	2103367700									
AEONIC SECURITIES C.I.F. P.L.C.				a						
, ΛΑΪΟΥ 6, ΓΡ. 301B, ANNA COURT	35725337600									
ALPHA BANK S.A.									a	
, ΣΤΑΔΙΟΥ 40 ΑΘΗΝΑ	2103260000									
ALPHA FINANCE INVESTMENT SERVICES SINGLE MEMBER SA				a		a	a	a		a
5, ΠΑΝΕΠΙΣΤΗΜΙΟΥ 45 ΑΘΗΝΑ	2103677400									
ARGUS STOCKBROKERS LTD				a	a		a			
25, 25 ΛΕΩΦΟΡΟΣ ΔΗΜΟΣΘΕΝΗ ΣΕΒΕΡΗ	0035722717000									
ATHLOS CAPITAL INVESTMENT SERVICES LTD				a	a					
, 17 STASINOU AVENUE, BEDIZIA TOWER, 6TH & 7TH FL.	35722110777									
ATLANTIC SECURITIES LTD				a	a					
37, ΠΡΟΔΡΟΜΟΥ 37	0035722445400									
AXON SECURITIES S.A.				a			a			
48, ΣΤΑΔΙΟΥ 48 ΑΘΗΝΑ	2103363800									
BETA SECURITIES S.A.				a		a	a			a
29, ΑΛΕΞΑΝΔΡΑΣ 29 ΑΘΗΝΑ	210 6478900									
BNP PARIBAS S.A.									a	
, ΛΑΜΨΑΚΟΥ 2 ΑΘΗΝΑ	2107468525									
BOFA SECURITIES EUROPE SA				a	a					
, 51 RUE LA BOËTIE	+33 153655555									
CITIGROUP GLOBAL MARKETS EUROPE AG				a	a					
16, REUTERWEG 16	+49 691366-0									
CITIGROUP GLOBAL MARKETS LIMITED				a						
1, 33 CANADA SQUARE -CANARY WHARF	+44 02079864000									
CREDIT SUISSE BANK (EUROPE), S.A.				a						
, CALLE AYALA 42, 3A PLANTA-B MADRID	+34917916000									
CREDIT SUISSE SECURITIES (EUROPE) LIMITED				a						
1, ONE CABOT SQUARE LONDON	+44 2078888888									
CYCLOS SECURITIES S.A.				a			a			
39, ΧΑΡΙΛΑΟΥ ΤΡΙΚΟΥΠΗ 6-8-10 ΑΘΗΝΑ	2103364300									
DEUTSCHE BANK S.A.					a					
1, GREAT WINCHESTER STREET LONDON	+44 20 754 54209	00441133361437								
EUROBANK EQUITIES INVESTMENT FIRM SINGLE MEMBER SA				a		a	a	a		a
, ΦΙΛΕΛΛΗΝΩΝ 10 & ΞΕΝΟΦΩΝΤΟΣ 13 ΑΘΗΝΑ	2103720425									
EUROBANK S.A.									a	
, ΟΘΩΝΟΣ 8 ΑΘΗΝΑ	2144043907									
EUROCORP INVESTMENT SERVICES S.A.				a			a			a
14, ΠΛ.ΦΙΛΙΚΗΣ ΕΤΑΙΡΕΙΑΣ 14 ΑΘΗΝΑ	2107263600									
EUROTRUST INVESTMENT FIRM SA				a						
113, ΣΕΒΑΣΤΟΥΠΟΛΕΩΣ 113 ΑΘΗΝΑ	2103363100									
EUROXX SECURITIES S.A.				a		a	a	a		a
7, ΠΑΛΕΟΛΟΓΟΥ ΧΑΛΑΝΔΡΙ	+30 2106879400	210-6879401								
7, ΠΑΛΑΙΟΛΟΓΟΥ ΧΑΛΑΝΔΡΙ	(210)-6879400	(210)-6879401								
FREEDOM FINANCE EUROPE LTD				a	a					
, ΧΡΙΣΤΑΚΗ ΚΡΑΝΟΥ 20	035725257786									
G. A. PERVANAS SECURITIES- INVESTMENT SERVICES S.A.				a						
7-9, ΣΟΦΟΚΛΕΟΥΣ 7-9 ΑΘΗΝΑ	2103727200									
GLOBAL CAPITAL SECURITIES & FINANCIAL SERVICES LTD				a	a					
50, ΛΑΡΧΙΕΠΙΣΚΟΠΟΥ ΜΑΚΑΡΙΟΥ Γ50	0035722710710									
GREENPOST TRADING EUROPE LTD				a	a					
, ΚΙΜΩΝΟΣ 3, ACROPOLIS MANSIONS, 2ND FLOOR, FLAT/OFFICE 202	035722521389									
HELLENIC AMERICAN SECURITIES S.A.				a		a	a			a
27, ΑΝΔΡΕΑ ΠΑΠΑΝΔΡΕΟΥ 27 ΜΑΡΟΥΣΙ	2103311100									
HELLENIC BANK (INVESTMENTS) LTD					a					
, ΑΥΞ.ΚΥΡΙΑΚΟΥ ΜΑΤΣΙ 31 - PO BOX 24747 NICOSIA	+357 22500100	357 22500110								
HSBC CONTINENTAL EUROPE									a	
109-111, Α.ΜΕΣΟΓΕΙΩΝ 109-111	2106960000									
INDEX SECURITIES S.A.				a						
6, ΔΡΑΓΑΤΣΑΝΙΟΥ 6 ΑΘΗΝΑ	2103213920									
J. CHR. MAVRIKIS SECURITIES S.A.				a						
5, ΣΟΦΟΚΛΕΟΥΣ 5 ΑΘΗΝΑ	2103216730									

## Athex &amp; ATHEXClear Members List

Member Name				Stock Market			Derivatives Market		ATHEXClear Member	
	Address	Phone	Fax	Market Member	Remote Member	Market Maker	Proprietary	Market Maker	General Clearing	Direct Clearing
KAPPA SECURITIES S.A.				a			a			
15, ΒΑΛΑΟΡΙΤΟΥ 15 ΑΘΗΝΑ	2103678600									
KARAMANOF SECURITIES & INVESTMENT SERVICES S.A.				a						
2, ΠΛ.ΑΓ.ΘΕΟΔΩΡΩΝ 2 ΑΘΗΝΑ	2103212947									
LAIKI FINANCIAL SERVICES LTD					a					
26, AVE. VYRONOS NICOSIA	357 22367367	357 22718567								
LEON DEPOLAS SECURITIES S.A.				a		a	a			
1, ΧΡΗΣΤΟΥ ΛΑΔΑ 1 ΑΘΗΝΑ	2103213276 -28									
MEGA EQUITY SECURITIES & FINANCIAL SERVICES PUBLIC LTD				a	a		a			
42-44, ΛΕΩΦ.ΓΡΙΒΑ ΔΙΓΕΝΗ 42-44	0035722711711									
MERIT SECURITIES S.A				a		a	a			a
5, ΣΟΦΟΚΛΕΟΥΣ 5 ΑΘΗΝΑ	2141008814									
MERRILL LYNCH INTERNATIONAL				a						
2, 2 KING EDWARD STREET LONDON	+44 20276281000									
N. CHRYSOCHOIDIS STOCK BROKERAGE I.S.S.A.				a			a			a
7-9, ΣΟΦΟΚΛΕΟΥΣ 7-9 ΑΘΗΝΑ	2103213913									
NATIONAL BANK OF GREECE S.A.				a		a	a		a	
86, ΑΙΟΛΟΥ ΣΤΡ. ΑΘΗΝΑ	(210)-3341000	(210)-3228187								
68, ΑΚΑΔΙΜΙΑΣ ΣΤΡ. ΑΘΗΝΑ	(210)-3328817	(210)-3328678								
NATIONAL SECURITIES SINGLE MEMBER SA				a		a	a	a		
66, ΛΕΩΦΟΡΟΣ ΑΘΗΝΩΝ 128-132 & ΙΦΙΓΕΝΙΑΣ ΑΘΗΝΑ	2103328784									
NUNTIUS BROKERAGE AND INVESTMENT SERVICES SINGLE MEMBER S.A.				a			a			
6, ΔΡΑΓΑΤΣΑΝΙΟΥ 6 ΑΘΗΝΑ	2103350599									
ONE PLUS CAPITAL LIMITED				a	a					
, 75 PRODROMOU AVENUE NICOSIA 1307	35722873760									
OPTIMA BANK S.A.				a		a	a	a	a	
, ΑΙΓΙΑΛΕΙΑΣ 32 & ΠΑΡΑΔΕΙΣΟΥ ΜΑΡΟΥΣΙ	210 8173000									
PANCRETA BANK S.A									a	
, ΙΚΑΡΟΥ 5	2810338746									
PANTELAKIS SECURITIES S.A.				a		a	a	a		
57, ΕΘΝΙΚΗΣ ΑΝΤΙΣΤΑΣΕΩΣ 57, ΚΤΙΠΙΟ Β CHALANDRI	2106965000								a	
PIRAEUS BANK S.A.				a			a			
, ΑΜΕΡΙΚΗΣ 4 ΑΘΗΝΑ	2103335000									
PIRAEUS SECURITIES S. A.				a		a	a	a		a
10, ΣΤΑΔΙΟΥ 10 ΑΘΗΝΑ	2103354100									
PROCHOICE SECURITIES LTD				a	a					
57, ΛΕΩΦ.ΣΠΥΡΟΥ ΚΥΠΡΙΑΝΟΥ 57, ΑΚΙΝΗΤΑ Φ	035724661192									
SHARELINK SECURITIES & FINANCIAL SERVICES LTD				a			a			
6, HOUSE-ΘΕΟΤΟΚΗ 6 ΜΕΓΑΡΟ ΕΛΜΗΝΑ	+357 22554200									
SOCIETE GENERALE S.A.				a	a		a			
, 17 COURS VALMY, CEDEX	+157290504									
SOLIDUS SECURITIES S.A				a			a			a
64, ΛΟΥΙΖΗΣ ΠΙΑΝΚΟΥΡ 64 ΑΘΗΝΑ	2106900605									
ST. EM. LAVRENTAKIS SECURITIES S.A.				a						
7-9, ΣΟΦΟΚΛΕΟΥΣ 7-9 ΑΘΗΝΑ	2103213336									
THE CYPRUS INVESTMENT & SECURITIES CORPORATION LTD				a	a					
154, 1 AG. PROKOPIOU & POSIDONOS 1ST FLOOR	0035722121700									
UBS EUROPE SE				a	a					
, OPERNTURM, BOCKENHEIMER LANDSTRASSE 2-4	496921790									
UBS LIMITED					a					
1, FINSBURY AVENUE LONDON	+44 2075687135									
VIGOR FINANCE INVESTMENT SERVICES S.A.				a		a	a	a		
, ΨΥΧΑΡΗ 14 Ν. ΨΥΧΙΚΟ	2106718400									

Underlying Asset				Derivatives Market													
Price max	Price min	Closing price	change	Delivery Month	Open price	Price max	Price min	Last price	Closing price	Last Bid	Last Ask	Fixing price*	Life high	Life low	Trades	Volume	Open Interest
<b>FTSE/Athex Large Cap</b>				(Trade Unit: 1 Index Point x 2E, Cash Settlement)													
3,708.17	3,670.02	3,703.88	0.92%	February 2025	3,691.25	3,706.00	3,683.75	3,702.00	3,702.00	---	---		3,802.00	---	144	566	4,792
				March 2025	3,689.00	3,701.00	3,684.25	3,701.00	3,701.00	---	---		3,802.00	---	11	18	281
				April 2025	---	---	---	---	3,685.00	---	---		---	---	---	---	---
				June 2025	---	---	---	---	3,698.00	---	---		---	---	---	---	---
				September 2025	---	---	---	---	3,716.50	---	---		---	---	---	---	---
				December 2025	---	---	---	---	3,735.00	---	---		---	---	---	---	---
<b>FTSE/Athex Banks</b>				(Trade Unit: 1 Index Point x 15E, Cash Settlement)													
1,376.68	1,357.68	1,371.22	1.00%	March 2025	---	---	---	---	1,376.25	---	---		1,443.50	---	---	---	1,297
				June 2025	---	---	---	---	1,368.00	---	---		---	---	---	---	---
				September 2025	---	---	---	---	1,375.00	---	---		---	---	---	---	---
				December 2025	---	---	---	---	1,381.75	---	---		---	---	---	---	---
<b>MSCI GREECE REBASED</b>				(Trade Unit: 1 Index Point x 2E, Cash Settlement)													
5,836.75	5,772.33	5,830.08	1.00%	February 2025	---	---	---	---	5,767.75	---	---		5,986.25	---	---	---	---
				March 2025	---	---	---	---	5,769.25	---	---		5,989.25	---	---	---	---
				April 2025	---	---	---	---	5,770.75	---	---		5,989.25	---	---	---	---
				May 2025	---	---	---	---	5,770.75	---	---		5,989.25	---	---	---	---
				June 2025	---	---	---	---	5,816.25	---	---		---	---	---	---	---
				July 2025	---	---	---	---	5,825.25	---	---		---	---	---	---	---
				September 2025	---	---	---	---	5,845.50	---	---		---	---	---	---	---
				December 2025	---	---	---	---	5,874.75	---	---		---	---	---	---	---

Derivatives notes

Fixing prices and final open positions can be retrieved from the following path <http://www.helex.gr/el/web/guest/statistics-end-of-day-derivatives>

Underlying Asset				Derivatives Market													
Price max	Price min	Closing price	change	Delivery Month	Open price	Price max	Price min	Last price	Closing price	Last Bid	Last Ask	Fixing price*	Life high	Life low	Trades	Volume	Open Interest
<b>ADMIE (IPTO) HOLDING S.A. (CR)</b>				(Contract Size: 100 Securities, Physical Delivery)													
2.68	2.625	2.68	2.49%	March 2025	2.66	2.70	2.64	2.69	2.69	---	---	---	2.85	---	28	172	21,076
				June 2025	---	---	---	---	2.63	---	---	---	---	---	---	---	---
				September 2025	---	---	---	---	2.65	---	---	---	---	---	---	---	---
				December 2025	---	---	---	---	2.66	---	---	---	---	---	---	---	---
<b>AEGEAN AIRLINES (CR)</b>				(Contract Size: 100 Securities, Physical Delivery)													
10.49	10.3	10.39	0.29%	March 2025	10.41	10.45	10.34	10.41	10.41	---	---	---	11.15	---	48	141	3,958
				June 2025	---	---	---	---	10.44	---	---	---	---	---	---	---	---
				September 2025	---	---	---	---	10.49	---	---	---	---	---	---	---	---
				December 2025	---	---	---	---	10.54	---	---	---	---	---	---	---	---
<b>AKTOR S.A. HOLDING CO. (CR)</b>				(Contract Size: 101 Securities, Physical Delivery)													
5	4.89	5	-0.60%	March 2025	4.98	5.10	4.95	5.03	5.03	---	---	---	5.28	4.70	75	706	7,386
				June 2025	---	---	---	---	5.12	---	---	---	5.30	---	---	---	3,000
				September 2025	---	---	---	---	5.09	---	---	---	---	---	---	---	---
				December 2025	---	---	---	---	5.12	---	---	---	---	---	---	---	---
<b>ALPHA SERVICES HOLD (CR)</b>				(Contract Size: 100 Securities, Physical Delivery)													
1.728	1.701	1.71	1.00%	March 2025	1.72	1.73	1.71	1.72	1.72	---	---	---	1.83	---	234	13,226	151,571
				June 2025	1.72	1.72	1.72	1.72	1.72	---	---	---	1.75	---	2	126	100
				September 2025	---	---	---	---	1.71	---	---	---	---	---	---	---	---
				December 2025	---	---	---	---	1.72	---	---	---	---	---	---	---	---
<b>ATHENS INTL AIRPORT (CR)</b>				(Contract Size: 100 Securities, Physical Delivery)													
8.54	8.398	8.5	1.89%	March 2025	8.50	8.50	8.50	8.50	8.50	---	---	---	8.62	---	1	7	291
				June 2025	---	---	---	---	8.41	---	---	---	---	---	---	---	---
				September 2025	---	---	---	---	8.45	---	---	---	---	---	---	---	---
				December 2025	---	---	---	---	8.49	---	---	---	---	---	---	---	---
<b>AUTOHELLAS SA (CR)</b>				(Contract Size: 100 Securities, Physical Delivery)													
10.76	10.5	10.66	0.57%	March 2025	---	---	---	---	10.31	---	---	---	11.32	---	---	---	113
				June 2025	---	---	---	---	10.68	---	---	---	---	---	---	---	---
				September 2025	---	---	---	---	10.73	---	---	---	---	---	---	---	---
				December 2025	---	---	---	---	10.79	---	---	---	---	---	---	---	---
<b>AVAX S.A. (CR)</b>				(Contract Size: 100 Securities, Physical Delivery)													
1.876	1.782	1.814	-0.87%	March 2025	1.83	1.85	1.77	1.80	1.80	---	---	---	2.02	---	19	52	1,273
				June 2025	---	---	---	---	1.84	---	---	---	---	---	---	---	---
				September 2025	---	---	---	---	1.85	---	---	---	---	---	---	---	---
				December 2025	---	---	---	---	1.86	---	---	---	---	---	---	---	---

Derivatives notes

Fixing prices and final open positions can be retrieved from the following path <http://www.helex.gr/el/web/guest/statistics-end-of-day-derivatives>

Underlying Asset				Derivatives Market													
Price max	Price min	Closing price	change	Delivery Month	Open price	Price max	Price min	Last price	Closing price	Last Bid	Last Ask	Fixing price*	Life high	Life low	Trades	Volume	Open Interest
<b>BANK OF CYPRUS (CR)</b>				(Contract Size: 100 Securities, Physical Delivery)													
4.99	4.91	4.99	1.63%	March 2025	---	---	---	---	4.93	---	---	---	5.13	---	---	---	39
				June 2025	---	---	---	---	4.95	---	---	---	---	---	---	---	---
				September 2025	---	---	---	---	4.97	---	---	---	---	---	---	---	---
				December 2025	---	---	---	---	5.00	---	---	---	---	---	---	---	---
<b>CC HBC AG (CR)</b>				(Contract Size: 100 Securities, Physical Delivery)													
34.7	34.12	34.4	1.18%	March 2025	34.08	34.41	34.08	34.41	34.41	---	---	---	34.50	---	2	6	127
				June 2025	---	---	---	---	34.26	---	---	---	---	---	---	---	---
				September 2025	---	---	---	---	34.43	---	---	---	---	---	---	---	---
				December 2025	---	---	---	---	34.60	---	---	---	---	---	---	---	---
<b>CENERGY HOLDINGS (CB)</b>				(Contract Size: 100 Securities, Physical Delivery)													
9.31	9.17	9.21	0.55%	March 2025	9.28	9.29	9.20	9.25	9.25	---	---	---	10.05	---	12	31	5,873
				June 2025	---	---	---	---	9.23	---	---	---	---	---	---	---	---
				September 2025	---	---	---	---	9.28	---	---	---	---	---	---	---	---
				December 2025	---	---	---	---	9.32	---	---	---	---	---	---	---	---
<b>ELLAKTOR (CR)</b>				(Contract Size: 100 Securities, Physical Delivery)													
2.2	2.15	2.17	0.00%	March 2025	2.19	2.20	2.16	2.16	2.16	---	---	---	2.37	---	26	206	2,452
				June 2025	---	---	---	---	2.19	---	---	---	---	---	---	---	---
				September 2025	---	---	---	---	2.20	---	---	---	---	---	---	---	---
				December 2025	---	---	---	---	2.21	---	---	---	---	---	---	---	---
<b>ELVALHALCOR (CR)</b>				(Contract Size: 100 Securities, Physical Delivery)													
2.005	1.95	1.978	0.10%	March 2025	2.00	2.00	1.96	1.97	1.97	---	---	---	2.28	---	47	379	7,210
				June 2025	---	---	---	---	1.99	---	---	---	---	---	---	---	---
				September 2025	---	---	---	---	2.00	---	---	---	---	---	---	---	---
				December 2025	---	---	---	---	2.01	---	---	---	---	---	---	---	---
<b>EUROBANK HOLDINGS (CR)</b>				(Contract Size: 100 Securities, Physical Delivery)													
2.349	2.294	2.326	0.30%	March 2025	2.35	2.36	2.30	2.32	2.32	---	---	---	2.50	---	111	3,422	17,190
				June 2025	---	---	---	---	2.30	---	---	---	2.36	---	---	---	1
				September 2025	---	---	---	---	2.35	---	---	---	---	---	---	---	---
				December 2025	---	---	---	---	2.36	---	---	---	---	---	---	---	---
<b>EYDAP S.A. (CR)</b>				(Contract Size: 100 Securities, Physical Delivery)													
6.02	5.94	5.99	0.84%	March 2025	6.01	6.04	6.01	6.04	6.04	---	---	---	6.04	---	5	20	4,147
				June 2025	---	---	---	---	5.99	---	---	---	---	---	---	---	---
				September 2025	---	---	---	---	6.02	---	---	---	---	---	---	---	---
				December 2025	---	---	---	---	6.05	---	---	---	---	---	---	---	---

Derivatives notes

Fixing prices and final open positions can be retrieved from the following path <http://www.helex.gr/el/web/guest/statistics-end-of-day-derivatives>

Underlying Asset				Derivatives Market													
Price max	Price min	Closing price	change	Delivery Month	Open price	Price max	Price min	Last price	Closing price	Last Bid	Last Ask	Fixing price*	Life high	Life low	Trades	Volume	Open Interest
<b>FOURLIS (CR)</b>				(Contract Size: 100 Securities, Physical Delivery)													
4.14	3.99	4.13	2.86%	March 2025	4.04	4.13	4.04	4.13	4.13	---	---	---	4.22	---	34	130	1,083
				June 2025	---	---	---	---	4.05	---	---	---	---	---	---	---	---
				September 2025	---	---	---	---	4.07	---	---	---	---	---	---	---	---
				December 2025	---	---	---	---	4.09	---	---	---	---	---	---	---	---
<b>GEK TERNA (CR)</b>				(Contract Size: 100 Securities, Physical Delivery)													
18.26	18	18.08	-0.66%	March 2025	18.30	18.39	18.07	18.15	18.15	---	---	---	19.10	---	36	132	12,428
				June 2025	---	---	---	---	18.34	---	---	---	---	---	---	---	---
				September 2025	---	---	---	---	18.43	---	---	---	---	---	---	---	---
				December 2025	---	---	---	---	18.52	---	---	---	---	---	---	---	---
<b>HELLENIC EXCHANGES-A.S.E. (CR)</b>				(Contract Size: 100 Securities, Physical Delivery)													
4.805	4.715	4.75	0.53%	March 2025	4.78	4.78	4.75	4.75	4.75	---	---	---	5.03	---	13	48	3,264
				June 2025	---	---	---	---	4.76	---	---	---	---	---	---	---	---
				September 2025	---	---	---	---	4.78	---	---	---	---	---	---	---	---
				December 2025	---	---	---	---	4.81	---	---	---	---	---	---	---	---
<b>HELLENIQ ENERGY (CR)</b>				(Contract Size: 100 Securities, Physical Delivery)													
7.485	7.38	7.485	1.15%	March 2025	7.43	7.49	7.42	7.48	7.48	---	---	---	7.65	---	30	118	5,271
				June 2025	---	---	---	---	7.46	---	---	---	---	---	---	---	---
				September 2025	---	---	---	---	7.49	---	---	---	---	---	---	---	---
				December 2025	---	---	---	---	7.53	---	---	---	---	---	---	---	---
<b>INTRACOM HOLDINGS (CR)</b>				(Contract Size: 100 Securities, Physical Delivery)													
2.985	2.89	2.93	0.34%	March 2025	2.96	2.99	2.91	2.96	2.96	---	---	---	3.36	---	53	276	11,547
				June 2025	---	---	---	---	2.97	---	---	---	2.98	---	---	---	31
				September 2025	---	---	---	---	2.96	---	---	---	---	---	---	---	---
				December 2025	---	---	---	---	2.97	---	---	---	---	---	---	---	---
<b>JUMBO SA (CR)</b>				(Contract Size: 100 Securities, Physical Delivery)													
26.16	25.26	26.1	2.19%	March 2025	25.68	26.08	25.68	26.08	26.08	---	---	---	26.60	---	10	10	523
				June 2025	---	---	---	---	25.73	---	---	---	---	---	---	---	---
				September 2025	---	---	---	---	25.86	---	---	---	---	---	---	---	---
				December 2025	---	---	---	---	25.99	---	---	---	---	---	---	---	---
<b>LAMDA DEVELOPMENT SA (CR)</b>				(Contract Size: 100 Securities, Physical Delivery)													
6.83	6.68	6.71	0.15%	March 2025	6.79	6.79	6.72	6.73	6.73	---	---	---	7.57	---	47	295	7,411
				June 2025	---	---	---	---	6.75	---	---	---	---	---	---	---	---
				September 2025	---	---	---	---	6.78	---	---	---	---	---	---	---	---
				December 2025	---	---	---	---	6.82	---	---	---	---	---	---	---	---

Derivatives notes

Fixing prices and final open positions can be retrieved from the following path <http://www.helex.gr/el/web/guest/statistics-end-of-day-derivatives>

Underlying Asset				Derivatives Market													
Price max	Price min	Closing price	change	Delivery Month	Open price	Price max	Price min	Last price	Closing price	Last Bid	Last Ask	Fixing price*	Life high	Life low	Trades	Volume	Open Interest
<b>METLEN ENERGY &amp; METALS (CR)</b>				(Contract Size: 100 Securities, Physical Delivery)													
33.78	33.24	33.52	0.36%	March 2025	33.75	33.89	33.40	33.63	33.63	---	---	---	35.24	---	113	397	7,848
				June 2025	---	---	---	---	33.65	---	---	---	---	---	---	---	---
				September 2025	---	---	---	---	33.82	---	---	---	---	---	---	---	---
				December 2025	---	---	---	---	33.99	---	---	---	---	---	---	---	---
<b>MIG (CR)</b>				(Contract Size: 100 Securities, Physical Delivery)													
2.88	2.76	2.855	1.42%	March 2025	2.81	2.81	2.81	2.81	2.81	---	---	---	3.07	---	1	5	198
				June 2025	---	---	---	---	2.84	---	---	---	---	---	---	---	---
				September 2025	---	---	---	---	2.85	---	---	---	---	---	---	---	---
				December 2025	---	---	---	---	2.86	---	---	---	---	---	---	---	---
<b>MOTOR OIL (CR)</b>				(Contract Size: 100 Securities, Physical Delivery)													
20.88	20.66	20.66	0.58%	March 2025	20.88	20.90	20.70	20.70	20.70	---	---	---	21.92	---	34	105	7,005
				June 2025	---	---	---	---	20.70	---	---	---	---	---	---	---	---
				September 2025	---	---	---	---	20.80	---	---	---	---	---	---	---	---
				December 2025	---	---	---	---	20.90	---	---	---	---	---	---	---	---
<b>NATIONAL BANK (CR)</b>				(Contract Size: 100 Securities, Physical Delivery)													
8.242	8.122	8.2	0.64%	March 2025	8.26	8.27	8.16	8.22	8.22	---	---	---	8.62	---	159	1,702	15,622
				June 2025	---	---	---	---	8.68	---	---	---	8.84	---	---	---	50
				September 2025	---	---	---	---	8.25	---	---	---	---	---	---	---	---
				December 2025	---	---	---	---	8.29	---	---	---	---	---	---	---	---
<b>OPAP (CR)</b>				(Contract Size: 100 Securities, Physical Delivery)													
16.62	16.37	16.62	1.47%	March 2025	16.39	16.62	16.39	16.58	16.58	---	---	---	16.88	---	8	32	1,074
				June 2025	---	---	---	---	16.50	---	---	---	---	---	---	---	---
				September 2025	---	---	---	---	16.59	---	---	---	---	---	---	---	---
				December 2025	---	---	---	---	16.67	---	---	---	---	---	---	---	---
<b>OPTIMA BANK (CR)</b>				(Contract Size: 100 Securities, Physical Delivery)													
13.3	13.1	13.28	0.61%	March 2025	---	---	---	---	13.01	---	---	---	13.42	---	---	---	62
				June 2025	---	---	---	---	13.30	---	---	---	---	---	---	---	---
				September 2025	---	---	---	---	13.37	---	---	---	---	---	---	---	---
				December 2025	---	---	---	---	13.43	---	---	---	---	---	---	---	---
<b>OTE (CR)</b>				(Contract Size: 100 Securities, Physical Delivery)													
14.65	14.43	14.51	-0.21%	March 2025	14.61	14.61	14.49	14.61	14.61	---	---	---	15.20	---	12	44	2,940
				June 2025	---	---	---	---	14.65	---	---	---	---	---	---	---	---
				September 2025	---	---	---	---	14.72	---	---	---	---	---	---	---	---
				December 2025	---	---	---	---	14.80	---	---	---	---	---	---	---	---

Derivatives notes

Fixing prices and final open positions can be retrieved from the following path <http://www.helex.gr/el/web/guest/statistics-end-of-day-derivatives>

Underlying Asset				Derivatives Market													
Price max	Price min	Closing price	change	Delivery Month	Open price	Price max	Price min	Last price	Closing price	Last Bid	Last Ask	Fixing price*	Life high	Life low	Trades	Volume	Open Interest
<b>P.P.A. S.A. (CR)</b>				(Contract Size: 100 Securities, Physical Delivery)													
30.25	29.25	29.95	1.53%	March 2025	29.98	29.98	29.98	29.98	29.98	---	---	---	30.44	---	1	5	133
				June 2025	---	---	---	---	29.72	---	---	---	---	---	---	---	---
				September 2025	---	---	---	---	29.87	---	---	---	---	---	---	---	---
				December 2025	---	---	---	---	30.02	---	---	---	---	---	---	---	---
<b>PIRAEUS FINANCIAL HOLD (CR)</b>				(Contract Size: 100 Securities, Physical Delivery)													
4.279	4.18	4.262	2.58%	March 2025	4.21	4.28	4.20	4.28	4.28	---	---	---	4.54	---	378	9,679	63,991
				June 2025	---	---	---	---	4.13	---	---	---	4.20	---	---	---	---
				September 2025	---	---	---	---	4.21	---	---	---	---	---	---	---	---
				December 2025	---	---	---	---	4.23	---	---	---	---	---	---	---	---
<b>PPC (CR)</b>				(Contract Size: 100 Securities, Physical Delivery)													
13.06	12.9	12.99	1.01%	March 2025	12.95	13.10	12.95	13.00	13.00	---	---	---	13.50	---	70	556	23,251
				June 2025	---	---	---	---	13.15	---	---	---	13.60	---	---	---	31
				September 2025	---	---	---	---	13.02	---	---	---	---	---	---	---	---
				December 2025	---	---	---	---	13.09	---	---	---	---	---	---	---	---
<b>QUEST HOLDINGS (CR)</b>				(Contract Size: 100 Securities, Physical Delivery)													
6.18	6.03	6.14	1.82%	March 2025	6.13	6.13	6.12	6.13	6.13	---	---	---	6.32	---	3	10	166
				June 2025	---	---	---	---	6.08	---	---	---	---	---	---	---	---
				September 2025	---	---	---	---	6.11	---	---	---	---	---	---	---	---
				December 2025	---	---	---	---	6.14	---	---	---	---	---	---	---	---
<b>TERNA ENERGY (CR)</b>				(Contract Size: 100 Securities, Physical Delivery)													
20.02	20	20	0.00%	March 2025	20.00	20.00	20.00	20.00	20.00	---	---	---	20.13	---	1	1	26
<b>TITAN CEMENT (CB)</b>				(Contract Size: 100 Securities, Physical Delivery)													
43.75	42.85	43.3	0.70%	March 2025	43.24	43.56	42.90	43.10	43.10	---	---	---	45.37	---	19	68	507
				June 2025	---	---	---	---	43.33	---	---	---	---	---	---	---	---
				September 2025	---	---	---	---	43.54	---	---	---	---	---	---	---	---
				December 2025	---	---	---	---	43.76	---	---	---	---	---	---	---	---
<b>VIOHALCO SA/NV (CB)</b>				(Contract Size: 100 Securities, Physical Delivery)													
5.71	5.59	5.65	0.89%	March 2025	5.67	5.72	5.60	5.66	5.66	---	---	---	6.13	---	39	157	5,314
				June 2025	---	---	---	---	5.70	---	---	---	5.96	---	---	---	5
				September 2025	---	---	---	---	5.67	---	---	---	---	---	---	---	---
				December 2025	---	---	---	---	5.70	---	---	---	---	---	---	---	---

Derivatives notes

Fixing prices and final open positions can be retrieved from the following path <http://www.helex.gr/el/web/guest/statistics-end-of-day-derivatives>



FTSE/Athex Large Cap

(Trade Unit: 1 Index Point x 2€ - Exercise Style: European, Cash Settlement)

Call Options														Put Options																											
February 2025							March 2025							Other Months		February 2025							March 2025							Other Months		Exercise Price									
Open price	Price max	Price min	Last price	Closing price	Volume	Open Interest	Open price	Price max	Price min	Last price	Closing price	Volume	Open Interest	Volume	Open Interest	Open price	Price max	Price min	Last price	Closing price	Volume	Open Interest	Open price	Price max	Price min	Last price	Closing price	Volume	Open Interest	Volume	Open Interest										
3,000	-	-	-	-	-	-	0.00	0.00	0.00	-	667.00	-	-			-	-	-	-	-	-	-	0.00	0.00	0.00	-	0.12	-	-			3,000									
3,050	0.00	0.00	0.00	-	616.00	-	0.00	0.00	0.00	-	617.00	-	-			0.00	0.00	0.00	-	0.01	-	-	0.00	0.00	0.00	-	0.28	-	-			3,050									
3,100	0.00	0.00	0.00	-	566.00	-	0.00	0.00	0.00	-	567.00	-	-			0.00	0.00	0.00	-	0.01	-	-	0.00	0.00	0.00	-	0.58	-	-			3,100									
3,150	0.00	0.00	0.00	-	516.00	-	0.00	0.00	0.00	-	518.00	-	-			0.00	0.00	0.00	-	0.01	-	-	0.00	0.00	0.00	-	1.20	-	-			3,150									
3,200	0.00	0.00	0.00	-	466.00	-	0.00	0.00	0.00	-	469.00	-	-			0.00	0.00	0.00	-	0.03	-	-	0.00	0.00	0.00	-	2.20	-	-			3,200									
3,250	0.00	0.00	0.00	-	416.00	-	0.00	0.00	0.00	-	421.00	-	-			0.00	0.00	0.00	-	0.10	-	-	0.00	0.00	0.00	-	3.90	-	-			3,250									
3,300	0.00	0.00	0.00	-	366.00	-	0.00	0.00	0.00	-	374.00	-	-			0.00	0.00	0.00	-	0.33	-	-	0.00	0.00	0.00	-	6.60	-	-			3,300									
3,350	0.00	0.00	0.00	-	317.00	-	0.00	0.00	0.00	-	328.00	-	-			0.00	0.00	0.00	-	0.94	-	-	0.00	0.00	0.00	-	10.75	-	-			3,350									
3,400	0.00	0.00	0.00	-	269.00	-	0.00	0.00	0.00	-	284.00	-	-			0.00	0.00	0.00	-	2.30	-	-	0.00	0.00	0.00	-	17.00	-	-			3,400									
3,450	0.00	0.00	0.00	-	222.00	-	20	0.00	0.00	0.00	-	243.00	-	-			0.00	0.00	0.00	-	5.30	-	15	0.00	0.00	0.00	-	25.50	-	-			3,450								
3,500	0.00	0.00	0.00	-	177.00	-	40	0.00	0.00	0.00	-	205.00	-	-			0.00	0.00	0.00	-	10.75	-	-	0.00	0.00	0.00	-	36.75	-	-			3,500								
3,550	0.00	0.00	0.00	-	136.00	-	141	0.00	0.00	0.00	-	169.00	-	-			0.00	0.00	0.00	-	20.00	-	1	0.00	0.00	0.00	-	51.50	-	-			3,550								
3,600	0.00	0.00	0.00	-	101.00	-	20	0.00	0.00	0.00	-	138.00	-	-			22.75	0.00	22.75	22.75	22.75	20	51	0.00	0.00	0.00	-	70.00	-	-			3,600								
3,650	0.00	0.00	0.00	-	71.00	-	62	0.00	0.00	0.00	-	110.00	-	21			0.00	0.00	0.00	-	54.50	-	80	0.00	0.00	0.00	-	92.00	-	-			3,650								
3,700	0.00	0.00	0.00	-	47.50	-	35	0.00	0.00	0.00	-	86.50	-	21			0.00	0.00	0.00	-	81.00	-	64	0.00	0.00	0.00	-	118.00	-	41			3,700								
3,750	0.00	0.00	0.00	-	30.00	-	20	0.00	0.00	0.00	-	66.50	-	-			0.00	0.00	0.00	-	113.00	-	53	0.00	0.00	0.00	-	148.00	-	-			3,750								
3,800	0.00	0.00	0.00	-	18.00	-	92	0.00	0.00	0.00	-	50.50	-	20			0.00	0.00	0.00	-	151.00	-	-	0.00	0.00	0.00	-	182.00	-	40			3,800								
3,850	0.00	0.00	0.00	-	10.00	-	40	0.00	0.00	0.00	-	37.25	-	-			0.00	0.00	0.00	-	193.00	-	-	0.00	0.00	0.00	-	219.00	-	-			3,850								
3,900	0.00	0.00	0.00	-	5.40	-	-	0.00	0.00	0.00	-	27.00	-	22			0.00	0.00	0.00	-	239.00	-	-	0.00	0.00	0.00	-	258.00	-	-			3,900								
3,950	0.00	0.00	0.00	-	2.70	-	-	0.00	0.00	0.00	-	19.25	-	-			0.00	0.00	0.00	-	286.00	-	-	0.00	0.00	0.00	-	300.00	-	-			3,950								
4,000	0.00	0.00	0.00	-	1.30	-	-	0.00	0.00	0.00	-	13.50	-	-			0.00	0.00	0.00	-	334.00	-	-	0.00	0.00	0.00	-	344.00	-	-			4,000								
4,100	0.00	0.00	0.00	-	0.23	-	-	0.00	0.00	0.00	-	6.20	-	-			0.00	0.00	0.00	-	433.00	-	-	0.00	0.00	0.00	-	437.00	-	-			4,100								
Totals:						0	470							0	84	0	0							20	264							0	81	0	0						
Number of Trades:						0							0							0							1							0							0

ALPHA SERVICES HOLD (CR)

(Contract Size: 100 Securities, Exercise Style: American, Physical Delivery)

Call Options														Put Options																			
February 2025							March 2025							Other Months		February 2025							March 2025							Other Months		Exercise Price	
Open price	Price max	Price min	Last price	Closing price	Volume	Open Interest	Open price	Price max	Price min	Last price	Closing price	Volume	Open Interest	Volume	Open Interest	Open price	Price max	Price min	Last price	Closing price	Volume	Open Interest	Open price	Price max	Price min	Last price	Closing price	Volume	Open Interest	Volume	Open Interest		
0.950					-	-	0.000	0.000	0.000		0.742	-	-			0.000	0.000	0.000		0.001	-	-	0.000	0.000	0.000		0.001	-	-			0.010	
1.000	0.000	0.000	0.000	0.691	-	-	0.000	0.000	0.000		0.693	-	-			0.000	0.000	0.000		0.001	-	-	0.000	0.000	0.000		0.001	-	-			0.010	
1.100	0.000	0.000	0.000	0.591	-	-	0.000	0.000	0.000		0.593	-	-			0.000	0.000	0.000		0.001	-	-	0.000	0.000	0.000		0.001	-	-			0.011	
1.200	0.000	0.000	0.000	0.491	-	-	0.000	0.000	0.000		0.493	-	-			0.000	0.000	0.000		0.001	-	-	0.000	0.000	0.000		0.001	-	-			0.012	
1.300	0.000	0.000	0.000	0.391	-	-	0.000	0.000	0.000		0.394	-	-			0.000	0.000	0.000		0.001	-	-	0.000	0.000	0.000		0.001	-	-			0.013	
1.400	0.000	0.000	0.000	0.292	-	-	0.000	0.000	0.000		0.297	-	-			0.000	0.000	0.000		0.001	-	-	0.000	0.000	0.000		0.004	-	-			0.014	
1.500	0.000	0.000	0.000	0.196	-	-	0.000	0.000	0.000		0.208	-	-			0.000	0.000	0.000		0.004	-	-	0.000	0.000	0.000		0.014	-	-			0.015	
1.600	0.000	0.000	0.000	0.113	-	-	0.000	0.000	0.000		0.133	-	-			0.000	0.000	0.000		0.021	-	-	0.000	0.000	0.000		0.039	-	-			0.016	
1.700	0.000	0.000	0.000	0.053	-	-	0.000	0.000	0.000		0.076	-	-			0.000	0.000	0.000		0.061	-	-	0.000	0.000	0.000		0.082	-	-			0.017	
1.800	0.000	0.000	0.000	0.020	-	-	0.000	0.000	0.000		0.039	-	-			0.000	0.000	0.000		0.128	-	-	0.000	0.000	0.000		0.145	-	-			0.018	
1.900	0.000	0.000	0.000	0.006	-	-	0.000	0.000	0.000		0.018	-	-			0.000	0.000	0.000		0.214	-	-	0.000	0.000	0.000		0.225	-	-			0.019	
2.000	0.000	0.000	0.000	0.001	-	-	0.000	0.000	0.000		0.007	-	-			0.000	0.000	0.000		0.310	-	-	0.000	0.000	0.000		0.314	-	-			0.020	
2.200	0.000	0.000	0.000	0.001	-	-	0.000	0.000	0.000		0.001	-	-			0.000	0.000	0.000		0.510	-	-	0.000	0.000	0.000		0.510	-	-			0.022	
2.400	0.000	0.000	0.000	0.001	-	-	0.000	0.000	0.000		0.001	-	-			0.000	0.000	0.000		0.710	-	-	0.000	0.000	0.000		0.710	-	-			0.024	
2.600	0.000	0.000	0.000	0.001	-	-	0.000	0.000	0.000		0.001	-	-			0.000	0.000	0.000		0.910	-	-	0.000	0.000	0.000		0.910	-	-			0.026	
Totals:					0	0						0	0	0								0	0									0	0
Number of Trades:					0							0	0	0								0.00									0	0	

NATIONAL BANK (CR)

(Contract Size: 100 Securities, Exercise Style: American, Physical Delivery)

Call Options														Put Options																			
February 2025							March 2025							Other Months		February 2025							March 2025							Other Months		Exercise Price	
Open price	Price max	Price min	Last price	Closing price	Volume	Open Interest	Open price	Price max	Price min	Last price	Closing price	Volume	Open Interest	Volume	Open Interest	Open price	Price max	Price min	Last price	Closing price	Volume	Open Interest	Open price	Price max	Price min	Last price	Closing price	Volume	Open Interest	Volume	Open Interest		
4.800	0.000	0.000	0.000	3.35	-	-	0.000	0.000	0.000	3.36	-	-				0.000	0.000	0.000	0.001	-	-	0.000	0.000	0.000	0.002	-	-				0.048		
5.200	0.000	0.000	0.000	2.96	-	-	0.000	0.000	0.000	2.96	-	-				0.000	0.000	0.000	0.001	-	-	0.000	0.000	0.000	0.001	-	-				0.052		
5.600	0.000	0.000	0.000	2.56	-	-	0.000	0.000	0.000	2.56	-	-				0.000	0.000	0.000	0.001	-	-	0.000	0.000	0.000	0.001	-	-				0.056		
6.000	0.000	0.000	0.000	2.16	-	-	0.000	0.000	0.000	2.17	-	-				0.000	0.000	0.000	0.001	-	-	0.000	0.000	0.000	0.001	-	-				0.060		
6.400	0.000	0.000	0.000	1.76	-	-	0.000	0.000	0.000	1.77	-	-				0.000	0.000	0.000	0.002	-	-	0.000	0.000	0.000	0.003	-	-				0.064		
6.800	0.000	0.000	0.000	1.36	-	-	0.000	0.000	0.000	1.38	-	-				0.000	0.000	0.000	0.001	-	-	0.000	0.000	0.000	0.014	-	-				0.068		
7.200	0.000	0.000	0.000	0.961	-	-	0.000	0.000	0.000	1.02	-	-				0.000	0.000	0.000	0.004	-	-	0.000	0.000	0.000	0.047	-	-				0.072		
7.600	0.000	0.000	0.000	0.588	-	-	0.000	0.000	0.000	0.696	-	-				0.000	0.000	0.000	0.030	-	-	0.000	0.000	0.000	0.127	-	-				0.076		
8.000	0.000	0.000	0.000	0.288	-	-	0.000	0.000	0.000	0.438	-	-				0.000	0.000	0.000	0.131	-	-	0.000	0.000	0.000	0.269	-	-				0.080		
8.400	0.000	0.000	0.000	0.107	-	-	0.277	0.279	0.277	0.279	2	-				0.000	0.000	0.000	0.349	-	-	0.000	0.000	0.000	0.480	-	-				0.084		
8.800	0.000	0.000	0.000	0.028	-	-	0.000	0.000	0.000	0.133	-	-				0.000	0.000	0.000	0.672	-	-	0.000	0.000	0.000	0.764	-	-				0.088		
9.200	0.000	0.000	0.000	0.005	-	-	0.000	0.000	0.000	0.061	-	-				0.000	0.000	0.000	1.05	-	-	0.000	0.000	0.000	1.10	-	-				0.092		
9.600	0.000	0.000	0.000	0.001	-	-	0.000	0.000	0.000	0.028	-	-				0.000	0.000	0.000	1.45	-	-	0.000	0.000	0.000	1.46	-	-				0.096		
10.000	0.000	0.000	0.000	0.001	-	-	0.000	0.000	0.000	0.011	-	-				0.000	0.000	0.000	1.85	-	-	0.000	0.000	0.000	1.85	-	-				0.100		
11.000	0.000	0.000	0.000	0.001	-	-	0.000	0.000	0.000	0.001	-	-				0.000	0.000	0.000	2.85	-	-	0.000	0.000	0.000	2.85	-	-				0.110		
Totals:					0	0						2	0	0	0						0	0	0	0						0	0	0	0
Number of Trades:					0						2	0						0.00						0						0			

OPAP (CR)

(Contract Size: 100 Securities, Exercise Style: American, Physical Delivery)

Call Options														Put Options																		
February 2025							March 2025							Other Months		February 2025							March 2025							Other Months		Exercise Price
Open price	Price max	Price min	Last price	Closing price	Volume	Open Interest	Open price	Price max	Price min	Last price	Closing price	Volume	Open Interest	Volume	Open Interest	Open price	Price max	Price min	Last price	Closing price	Volume	Open Interest	Open price	Price max	Price min	Last price	Closing price	Volume	Open Interest	Volume	Open Interest	
9.600					-	-	0.000	0.000	0.000		6.80	-	-																			0.096
10.000	0.000	0.000	0.000	6.39	-	-	0.000	0.000	0.000		6.41	-	-			0.000	0.000	0.000		0.001	-	-	0.000	0.000	0.000		0.001	-	-		0.100	
11.000	0.000	0.000	0.000	5.39	-	-	0.000	0.000	0.000		5.41	-	-			0.000	0.000	0.000		0.001	-	-	0.000	0.000	0.000		0.001	-	-		0.110	
12.000	0.000	0.000	0.000	4.39	-	-	0.000	0.000	0.000		4.41	-	-			0.000	0.000	0.000		0.001	-	-	0.000	0.000	0.000		0.001	-	-		0.120	
13.000	0.000	0.000	0.000	3.39	-	-	0.000	0.000	0.000		3.41	-	-			0.000	0.000	0.000		0.001	-	-	0.000	0.000	0.000		0.001	-	-		0.130	
14.000	0.000	0.000	0.000	2.39	-	-	0.000	0.000	0.000		2.42	-	-			0.000	0.000	0.000		0.001	-	-	0.000	0.000	0.000		0.008	-	-		0.140	
15.000	0.000	0.000	0.000	1.40	-	-	0.000	0.000	0.000		1.49	-	-			0.000	0.000	0.000		0.008	-	-	0.000	0.000	0.000		0.071	-	-		0.150	
16.000	0.000	0.000	0.000	0.541	-	2	0.000	0.000	0.000		0.736	-	-			0.000	0.000	0.000		0.146	-	-	0.000	0.000	0.000		0.317	-	-		0.160	
17.000	0.000	0.000	0.000	0.099	-	7	0.000	0.000	0.000		0.278	-	5			0.000	0.000	0.000		0.705	-	-	0.000	0.000	0.000		0.860	-	-		0.170	
18.000	0.000	0.000	0.000	0.007	-	-	0.000	0.000	0.000		0.077	-	-			0.000	0.000	0.000		1.62	-	-	0.000	0.000	0.000		1.67	-	-		0.180	
19.000	0.000	0.000	0.000	0.001	-	-	0.000	0.000	0.000		0.015	-	-			0.000	0.000	0.000		2.62	-	-	0.000	0.000	0.000		2.62	-	-		0.190	
20.000	0.000	0.000	0.000	0.001	-	-	0.000	0.000	0.000		0.002	-	-			0.000	0.000	0.000		3.62	-	-	0.000	0.000	0.000		3.62	-	-		0.200	
22.000	0.000	0.000	0.000	0.001	-	-	0.000	0.000	0.000		0.001	-	-			0.000	0.000	0.000		5.62	-	-	0.000	0.000	0.000		5.62	-	-		0.220	
24.000	0.000	0.000	0.000	0.001	-	-	0.000	0.000	0.000		0.001	-	-			0.000	0.000	0.000		7.62	-	-	0.000	0.000	0.000		7.62	-	-		0.240	
Totals:					0	9						0	5	0	0						0	0						0	0	0	0	0
Number of Trades:					0							0		0							0.00						0		0			

OTE (CR)

(Contract Size: 100 Securities, Exercise Style: American, Physical Delivery)

Exercise Price	Call Options														Put Options																				
	February 2025						March 2025						Other Months		February 2025						March 2025						Other Months		Exercise Price						
	Open price	Price max	Price min	Last price	Closing price	Volume	Open Interest	Open price	Price max	Price min	Last price	Closing price	Volume	Open Interest	Volume	Open Interest	Open price	Price max	Price min	Last price	Closing price	Volume	Open Interest	Open price	Price max	Price min	Last price	Closing price		Volume	Open Interest	Volume	Open Interest		
9.200						-	-	0.000	0.000	0.000		5.36	-	-																					
9.600						-	-	0.000	0.000	0.000		4.96	-	-																					0.096
10.000	0.000	0.000	0.000		4.55	-	-	0.000	0.000	0.000		4.57	-	-			0.000	0.000	0.000		0.001	-	-		0.000	0.000	0.000		0.001	-	-			0.100	
11.000	0.000	0.000	0.000		3.55	-	-	0.000	0.000	0.000		3.57	-	-			0.000	0.000	0.000		0.001	-	-		0.000	0.000	0.000		0.001	-	-			0.110	
12.000	0.000	0.000	0.000		2.55	-	-	0.000	0.000	0.000		2.57	-	-			0.000	0.000	0.000		0.001	-	-		0.000	0.000	0.000		0.002	-	-			0.120	
13.000	0.000	0.000	0.000		1.56	-	-	0.000	0.000	0.000		1.61	-	-			0.000	0.000	0.000		0.003	-	-		0.000	0.000	0.000		0.034	-	-			0.130	
14.000	0.000	0.000	0.000		0.644	-	-	0.000	0.000	0.000		0.794	-	-			0.000	0.000	0.000		0.090	-	-		0.000	0.000	0.000		0.219	-	-			0.140	
15.000	0.000	0.000	0.000		0.124	-	2	0.000	0.000	0.000		0.284	-	-			0.000	0.000	0.000		0.572	-	-		0.000	0.000	0.000		0.710	-	-			0.150	
16.000	0.000	0.000	0.000		0.008	-	-	0.000	0.000	0.000		0.069	-	-			0.000	0.000	0.000		1.46	-	-		0.000	0.000	0.000		1.50	-	-			0.160	
17.000	0.000	0.000	0.000		0.002	-	-	0.000	0.000	0.000		0.011	-	-			0.000	0.000	0.000		2.46	-	-		0.000	0.000	0.000		2.46	-	-			0.170	
18.000	0.000	0.000	0.000		0.001	-	-	0.000	0.000	0.000		0.001	-	-			0.000	0.000	0.000		3.46	-	-		0.000	0.000	0.000		3.46	-	-			0.180	
19.000	0.000	0.000	0.000		0.001	-	-	0.000	0.000	0.000		0.001	-	-			0.000	0.000	0.000		4.46	-	-		0.000	0.000	0.000		4.46	-	-			0.190	
20.000	0.000	0.000	0.000		0.001	-	-	0.000	0.000	0.000		0.001	-	-			0.000	0.000	0.000		5.46	-	-		0.000	0.000	0.000		5.46	-	-			0.200	
22.000						-	-	0.000	0.000	0.000		0.001	-	-																				0.220	
Totals:						0	2						0	0	0	0						0	0									0	0	0	0
Number of Trades:						0							0		0							0.00								0		0			

PIRAEUS FINANCIAL HOLD (CR)

(Contract Size: 100 Securities, Exercise Style: American, Physical Delivery)

Call Options														Put Options																		
February 2025							March 2025							Other Months		February 2025							March 2025							Other Months		Exercise Price
Open price	Price max	Price min	Last price	Closing price	Volume	Open Interest	Open price	Price max	Price min	Last price	Closing price	Volume	Open Interest	Volume	Open Interest	Open price	Price max	Price min	Last price	Closing price	Volume	Open Interest	Open price	Price max	Price min	Last price	Closing price	Volume	Open Interest	Volume	Open Interest	
2.400	0.000	0.000	0.000	1.76	-	-	0.000	0.000	0.000	1.77	-	-				0.000	0.000	0.000	0.001	-	-		0.000	0.000	0.000	0.001	-	-				0.024
2.600	0.000	0.000	0.000	1.56	-	-	0.000	0.000	0.000	1.57	-	-				0.000	0.000	0.000	0.001	-	-		0.000	0.000	0.000	0.001	-	-				0.026
2.800	0.000	0.000	0.000	1.36	-	-	0.000	0.000	0.000	1.37	-	-				0.000	0.000	0.000	0.001	-	-		0.000	0.000	0.000	0.001	-	-				0.028
3.000	0.000	0.000	0.000	1.16	-	-	0.000	0.000	0.000	1.17	-	-				0.000	0.000	0.000	0.001	-	-		0.000	0.000	0.000	0.001	-	-				0.030
3.200	0.000	0.000	0.000	0.963	-	-	0.000	0.000	0.000	0.969	-	-				0.000	0.000	0.000	0.001	-	-		0.000	0.000	0.000	0.001	-	-				0.032
3.400	0.000	0.000	0.000	0.764	-	-	0.000	0.000	0.000	0.772	-	-				0.000	0.000	0.000	0.002	-	-		0.000	0.000	0.000	0.003	-	-				0.034
3.600	0.000	0.000	0.000	0.565	-	-	0.000	0.000	0.000	0.583	-	-				0.000	0.000	0.000	0.002	-	-		0.000	0.000	0.000	0.014	-	-				0.036
3.800	0.000	0.000	0.000	0.377	-	-	0.000	0.000	0.000	0.411	-	-				0.000	0.000	0.000	0.013	-	-		0.000	0.000	0.000	0.041	-	-				0.038
4.000	0.000	0.000	0.000	0.214	-	-	0.000	0.000	0.000	0.268	-	-				0.000	0.000	0.000	0.050	-	-		0.000	0.000	0.000	0.098	-	-				0.040
4.400	0.000	0.000	0.000	0.037	-	-	0.000	0.000	0.000	0.085	-	-				0.000	0.000	0.000	0.274	-	-		0.000	0.000	0.000	0.315	-	-				0.044
4.800	0.000	0.000	0.000	0.002	-	-	0.000	0.000	0.000	0.018	-	-				0.000	0.000	0.000	0.641	-	-		0.000	0.000	0.000	0.651	-	-				0.048
5.200	0.000	0.000	0.000	0.001	-	-	0.000	0.000	0.000	0.003	-	-				0.000	0.000	0.000	1.04	-	-		0.000	0.000	0.000	1.04	-	-				0.052
5.600	0.000	0.000	0.000	0.001	-	-	0.000	0.000	0.000	0.001	-	-				0.000	0.000	0.000	1.44	-	-		0.000	0.000	0.000	1.44	-	-				0.056
6.000	0.000	0.000	0.000	0.001	-	-	0.000	0.000	0.000	0.001	-	-				0.000	0.000	0.000	1.84	-	-		0.000	0.000	0.000	1.84	-	-				0.060
6.400	0.000	0.000	0.000	0.001	-	-	0.000	0.000	0.000	0.001	-	-				0.000	0.000	0.000	2.24	-	-		0.000	0.000	0.000	2.24	-	-				0.064
Totals:					0	0								0	0																	
Number of Trades:					0									0	0																	

PPC (CR)

(Contract Size: 100 Securities, Exercise Style: American, Physical Delivery)

Call Options														Put Options																								
Exercise Price	February 2025						March 2025						Other Months		February 2025						March 2025						Other Months		Exercise Price									
	Open price	Price max	Price min	Last price	Closing price	Volume	Open Interest	Open price	Price max	Price min	Last price	Closing price	Volume	Open Interest	Volume	Open Interest	Open price	Price max	Price min	Last price	Closing price	Volume	Open Interest	Open price	Price max	Price min	Last price	Closing price		Volume	Open Interest	Volume	Open Interest					
8.000						-	0.000	0.000	0.000		4.88	-	-											0.000	0.000	0.000		0.001	-	-							0.080	
8.400	0.000	0.000	0.000		4.47	-	0.000	0.000	0.000		4.48	-	-											0.000	0.000	0.000		0.001	-	-							0.084	
8.800	0.000	0.000	0.000		4.07	-	0.000	0.000	0.000		4.08	-	-											0.000	0.000	0.000		0.001	-	-							0.088	
9.200	0.000	0.000	0.000		3.67	-	0.000	0.000	0.000		3.68	-	-											0.000	0.000	0.000		0.001	-	-							0.092	
9.600	0.000	0.000	0.000		3.27	-	0.000	0.000	0.000		3.28	-	-											0.000	0.000	0.000		0.001	-	-							0.096	
10.000	0.000	0.000	0.000		2.87	-	0.000	0.000	0.000		2.89	-	-											0.000	0.000	0.000		0.002	-	-							0.100	
11.000	0.000	0.000	0.000		1.87	-	0.000	0.000	0.000		1.91	-	-											0.000	0.000	0.000		0.001	-	5							0.110	
12.000	0.000	0.000	0.000		0.913	-	0.000	0.000	0.000		1.05	-	-											0.000	0.000	0.000		0.041	-	33	0.102	0.102	0.102	0.102	0.102	2	60	0.120
13.000	0.000	0.000	0.000		0.245	-	0.000	0.000	0.000		0.444	-	-											0.000	0.000	0.000		0.373	-	5							0.130	
14.000	0.000	0.000	0.000		0.027	-	0.197	0.197	0.197	0.197	0.197	1	50											0.000	0.000	0.000		1.16	-	-							0.140	
15.000	0.000	0.000	0.000		0.001	-	0.000	0.000	0.000		0.032	-	-											0.000	0.000	0.000		2.14	-	-							0.150	
16.000	0.000	0.000	0.000		0.001	-	0.000	0.000	0.000		0.005	-	-											0.000	0.000	0.000		3.14	-	-							0.160	
17.000	0.000	0.000	0.000		0.001	-	0.000	0.000	0.000		0.001	-	-											0.000	0.000	0.000		4.14	-	-							0.170	
18.000	0.000	0.000	0.000		0.001	-	0.000	0.000	0.000		0.001	-	-											0.000	0.000	0.000		5.14	-	-							0.180	
Totals:						0	0					1	50			0	0							0		43					2	110			0	0		
Number of Trades:						0						1				0								0.00							1				0			

Lending Products	Underlying Title	Open Interest[5]	Multilateral Transactions[1]				Bilateral Transactions[2]		Stock Borrowing through OTC (volume)[3]	
			Volume(Offered)	Average Weighted	Transactions volume	Average Weighted	Transactions Volume	Average Weighted	Transactions Volume	
ADMIEBOR	ADMIE (IPTO) HOLDING S.A. (CR)	---	---	---	---	---	---	---	303,453	
AEGNBOR	AEGEAN AIRLINES (CR)	---	---	---	---	---	---	---	658,662	
AKTRBOR	AKTOR S.A. HOLDING CO. (CR)	---	---	---	---	---	---	---	2,150,934	
AETFBOR	ALPHA ETF FTSE Athex Large Cap	---	---	---	---	---	---	---	---	
ALPHABOR	ALPHA SERVICES HOLD (CR)	20,000	---	---	---	---	---	---	60,087,980	
AIABOR	ATHENS INTL AIRPORT (CR)	---	---	---	---	---	---	---	227,362	
ACAGBOR	AUSTRIACARD (CB)	---	---	---	---	---	---	---	---	
OTOELBOR	AUTOHELLAS SA (CR)	120	---	---	---	---	---	---	41,086	
AVAXBOR	AVAX S.A. (CR)	20,777	---	---	---	---	---	---	4,000	
BOCHGRBOR	BANK OF CYPRUS (CR)	---	---	---	---	---	---	---	72,448	
EEEBOR	CC HBC AG (CR)	22,931	---	---	---	---	---	---	216,677	
CENERBOR	CENERGY HOLDINGS (CB)	---	---	---	---	---	---	---	572,281	
DIMANDBOR	DIMAND (CR)	---	---	---	---	---	---	---	37,936	
ELLAKTORBOR	ELLAKTOR (CR)	7,500	---	---	---	---	---	---	109,016	
ELHABOR	ELVALHALCOR (CR)	---	---	---	---	---	---	---	128,681	
EUROBBOR	EUROBANK HOLDINGS (CR)	6,000	---	---	---	---	---	---	65,012,921	
EYDAPBOR	EYDAP S.A. (CR)	---	---	---	---	---	---	---	220,066	
FOYRKBOR	FOURLIS (CR)	---	---	---	---	---	---	---	16,673	
GEKTERNABOR	GEK TERNA (CR)	---	---	---	---	---	---	---	470,782	
SARBOR	GR. SARANTIS S.A. (CR)	4,391	---	---	---	---	---	---	21,886	
EXAEBOR	HELLENIC EXCHANGES-A.S.E. (CR)	---	---	---	---	---	---	---	158,686	
ELPEBOR	HELLENIQ ENERGY (CR)	---	---	---	---	---	---	---	2,648,594	
INTEKBOR	IDEAL HOLDINGS (CR)	---	---	---	---	---	---	---	11,600	
INTRKBOR	INTRACOM HOLDINGS (CR)	---	---	---	---	---	---	---	10,000	
INLOTBOR	INTRALOT (CR)	---	---	---	---	---	---	---	1,426,174	
BELABOR	JUMBO SA (CR)	---	---	---	---	---	---	---	253,913	
KRIBOR	KRI-KRI S.A. (CR)	---	---	---	---	---	---	---	1,053	
LAMDABOR	LAMDA DEVELOPMENT SA (CR)	---	---	---	---	---	---	---	223,277	
LAVIBOR	LAVIPHARM SA (CR)	---	---	---	---	---	---	---	---	
MYTILBOR	METLEN ENERGY & METALS (CR)	---	---	---	---	---	---	---	703,935	
MIGBOR	MIG (CR)	541	---	---	---	---	---	---	39,913	

## Stock Lending Notes

[1] - Multilateral contracts Lending or Borrowing as per Methods 8-1, 8-2 and 8-3-3 (According to ATHEX BoD Resolution No.17)

[2] - Bilateral Contracts Lending or Borrowing as per Methods 8-3-1 and 8-3-2 & Contracts as per Method 4 (According to ATHEX BoD Resolution No.20)

[3] - The information concerning OTC Stock Borrowing Transactions is based on the statements of the Dematerialised Securities System (DSS) operators involved and refers to volumes that have been registered up until the previous working day.

[4] - Average Price (Volume weighted)

[5] - The Data concerning Open Interest before the start of trading session



Lending Products	Underlying Title	Multilateral Transactions[1]					Bilateral Transactions[2]		Stock Borrowing through OTC (volume)[3]	
		Open Interest[5]	Volume(Offered)	Average Weighted	Transactions volume	Average Weighted	Transactions Volume	Average Weighted	Transactions Volume	
MOHBOR	MOTOR OIL (CR)	---	---	---	---	---	---	---	1,183,126	
ETEBOR	NATIONAL BANK (CR)	42,500	---	---	---	---	---	---	19,298,581	
NOVALBOR	NOVAL PROPERTY REIC (CR)	---	---	---	---	---	---	---	---	
OPAPBOR	OPAP (CR)	2,000	---	---	---	---	---	---	1,717,726	
OPTIMABOR	OPTIMA BANK (CR)	7,854	---	---	---	---	---	---	512,597	
HTOBOR	OTE (CR)	2,000	---	---	---	---	---	---	1,957,077	
PPABOR	P.P.A. S.A. (CR)	72	---	---	---	---	---	---	107,047	
TPEIRBOR	PIRAEUS FINANCIAL HOLD (CR)	5,000	---	---	---	---	---	---	17,274,544	
PPCBOR	PPC (CR)	---	---	---	---	---	---	---	4,060,055	
PROFBOR	PROFILE SA (CR)	---	---	---	---	---	---	---	5,800	
QUESTBOR	QUEST HOLDINGS (CR)	391	---	---	---	---	---	---	18,513	
OLYMPBOR	TECHNICAL OLYMPIC SA (CR)	---	---	---	---	---	---	---	---	
TENERGYBOR	TERNA ENERGY (CR)	8	---	---	---	---	---	---	1,317,489	
PLATBOR	THRACE PLASTICS SA (CR)	---	---	---	---	---	---	---	2,598	
TITCBOR	TITAN CEMENT (CB)	50,015	---	---	---	---	---	---	342,560	
VIOBOR	VIOHALCO SA/NV (CB)	---	---	---	---	---	---	---	---	

## Stock Lending Notes

[1] - Multilateral contracts Lending or Borrowing as per Methods 8-1, 8-2 and 8-3-3 (According to ATHEX BoD Resolution No.17)

[2] - Bilateral Contracts Lending or Borrowing as per Methods 8-3-1 and 8-3-2 & Contracts as per Method 4 (According to ATHEX BoD Resolution No.20)

[3] - The information concerning OTC Stock Borrowing Transactions is based on the statements of the Dematerialised Securities System (DSS) operators involved and refers to volumes that have been registered up until the previous working day.

[4] - Average Price (Volume weighted)

[5] - The Data concerning Open Interest before the start of trading session

## Sectors codification for listed companies

12003-	ETF	10101010	Computer Services
10101015	Software	10102030	Computer Hardware
15101010	Telecommunications Equipment	15102015	Telecommunications Services
20101010	Health Care Facilities	20101025	Health Care Services
20102010	Medical Equipment	20103015	Pharmaceuticals
30101010	Banks	30202000	Diversified Financial Services
30202010	Asset Managers & Custodians	30202015	Investment Services
30204000	Closed End Investments	30302010	Full Line Insurance
30302015	Insurance Brokers	30302025	Property and Casualty Insurance
35101010	Real Estate Holding and Development	35101015	Real Estate Services
35102000	Diversified REITs	35102030	Office REITs
35102045	Retail REITs.	40201040	Rental & Leasing Services: Consumer
40202010	Home Construction	40202015	Household Furnishings
40202020	Household Appliance	40203040	Electronic Entertainment
40204020	Clothing & Accessories	40301010	Entertainment
40301030	Publishing	40301035	Radio & TV Broadcasters
40401010	Diversified Retailers	40401020	Apparel Retailers
40401025	Home Improvement Retailers	40401030	Specialty Retailers
40501010	Airlines	40501015	Travel & Tourism
40501020	Casinos & Gambling	40501025	Hotels & Motels
45101015	Distillers & Vintners	45101020	Soft Drinks
45102010	Farming Fishing Ranching & Plantations	45102020	Food Products
45103010	Tobacco	45201010	Food Retailers & Wholesalers
45201020	Personal Products	50101010	Construction
50101020	Building Roof/Wallboard and Plumbing	50101030	Cement
50101035	Building Materials: Other	50202010	Electrical Components
50203015	Plastics	50203030	Containers & Packaging
50204000	Machinery: Industrial	50204020	Machinery: Construction & Handling
50205010	Industrial Suppliers	50205020	Back Office Support HR & Consulting
50205030	Forms & Bulk Printing Services	50206015	Commercial Vehicles & Parts
50206030	Marine Transportation	50206060	Transportation Services
55101000	Diversified Materials	55101020	Textile Products
55102000	General Mining	55102010	Iron & Steel
55102015	Metal Fabricating	55102035	Aluminum
60101020	Oil Refining and Marketing	65101010	Alternative Electricity
65101015	Conventional Electricity	65102000	Multi-Utilities
65102030	Water		

# ATHEXGROUP

Athens Exchange Group

Λεωφ. Αθηνών 110 | 104 42 Αθήνα  
110 Athinon Ave | 104 42 Athens GR  
T +30 210 3366 800  
[www.athexgroup.gr](http://www.athexgroup.gr)