

25

Ημερήσιο Δελτίο  
Συναλλακτικής Δραστηριότητας

Daily Official List  
of Trading Activity



**Disclaimer:**

Hellenic Exchanges-Athens Stock Exchange S.A endeavours to ensure that the data and other material ("Information") presented on the Daily Official List are accurate and complete, but it is not liable for any errors or omissions of data or /and for the accuracy, credibility, updating and completeness of the aforesaid information nor it has any liability arising directly or indirectly from the use of the above Information.

The Company is not liable for the accuracy of the data included in listed companies' announcements. Only the sender of such an announcement is fully and solely liable for any infringement of third party's rights from the content of such announcement. All contents of the Daily Official List are provided only for information purposes and do not constitute investment advice or solicitation to invest in securities or other products listed for trading on the Exchange.

You acknowledge and agree that the Company is the owner of any property rights related to any Information appearing on the Daily Official List including intellectual property rights copyright, trademarks, etc.

The above data are a property of the Hellenic Exchanges-Athens Exchange and are copyright protected. Users are forbidden to reproduce, modify, copy, sale, transmit or redistribute, by all reproduction means and methods, part or the whole of the above data, without reference to their source.

The commercial exploitation of these data is, also, forbidden by third parties. Hellenic Exchanges-Athens Exchange does not carry any responsibility, direct or indirect, derived from usage or accidental alteration of the above data when used by third parties.

---

**Hellenic Exchanges – Athens Stock Exchange S.A.**

110 Athinon Ave., 10442 Athens, Tel: (210) 33.66.800, Fax: (210) 32.13.938

[www.athexgroup.gr](http://www.athexgroup.gr)

---

**Thessalonica Stock Exchange Center (T.S.E.C)**

16-18 Katouni Str., Thessalonica 546 25 Tel: (2310) 567.667, Fax: (2310) 530.545

---

**Athex Members Guarantee Fund**

14-16 Fidiou Str., Athens 106 78, Tel: (210) 33.04.682, Fax: (210) 33.04.155

---

**Hellenic Republic Capital Market Commission**

1 Kolokotroni Str. & 1 Stadiou Str., Athens 10562 Tel: (210) 33.77.100 Fax: (210) 33.77.173

---

**Table of Contents**

---

**Section 1: Statistical Figures of Securities, Derivatives and Lending**

Summary of Markets

Athex Indices

Analytic Figures for Athex Market's Boards and Categories

Trading Details by Athex Sectors and Financial Instruments (ETFs)

Top 10 best &amp; worst performing Shares

Derivatives Summary

**Section 2: Analytic Figures of Shares Transactions**

Analytic Figures of Shares Transactions

Shares' Notes

**Section 3: Figures of Securities Transactions**

Securities Blocks Details

Shares Rights Details

Stock Borrowing

Forced Sales Details

Forced Sales Registered Shares

Exchange Traded Funds (ETFs) Characteristics

**Section 5: Bonds traded in Fixed Income Assets Market**

Convertible Corporate Bonds - Regulated Market

Non Convertible Corporate Bonds - Regulated Market

Government Bonds

Treasury Bills &amp; Zero Coupon Government Bonds

Government Bonds Traded with the Open Outcry Method

State Banks Bonds

**Section 6: Additional Infos**

Athex &amp; ATHEXClear Members List

List of Stocks under Market Making operations

**Section 7: Derivatives Market Analytic Figures**

Index Futures

Stock Futures

Index Options

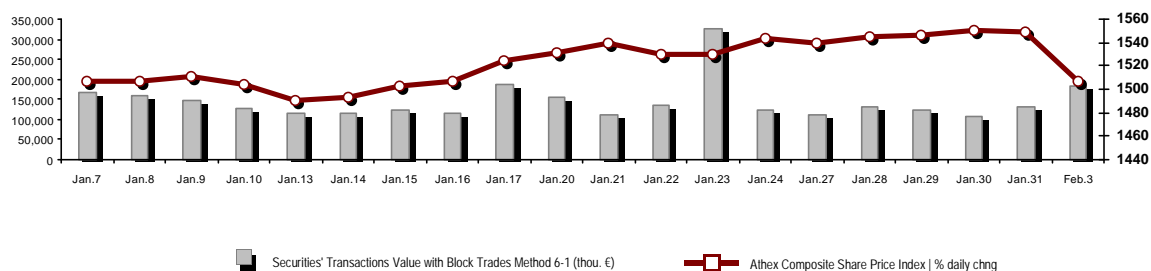
Stock Options

Stock Lending Analytic Figures

**Appendix A: Sectors codification for listed companies**

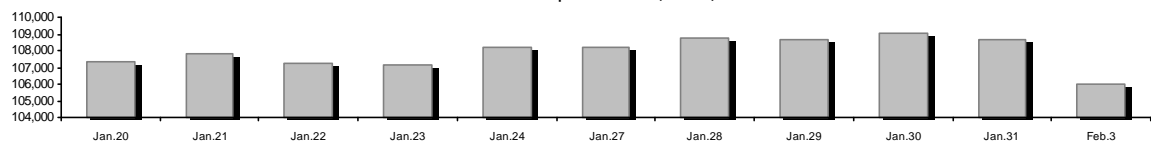
## Summary of Markets

Athex Composite Share Price Index vs Shares and Derivatives Transactions Value

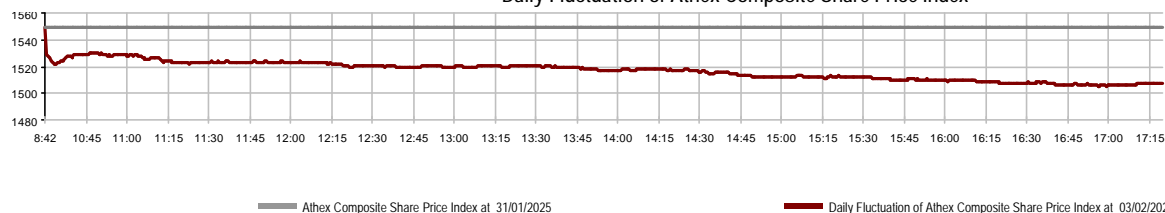


Athex Capitalisation (mill. €) **: 105,999.62	Derivatives Total Open Interest: 418,086
Daily change: mill. €   %: -2,701.17 -2.48%	in Index Futures   % daily chng: 6,655 1.26%
Yearly Avg Capitalisation: mill. €   % chng prev year Avg: 106,751.22 8.17%	in Stock Futures   % daily chng: 410,374 1.04%
Athex Composite Share Price Index   % daily chng: 1,507.50 -2.70%	in Index Options   % daily chng: 838 6.35%
Athex Composite Share Price Index Capitalisation (mill. €): 98,707.88	in Stock Options   % daily chng: 219 0.00%
Daily change (mill. €): -2,505.76	
Securities' Transactions Value with Block Trades Method 6-1 (t): 184,548.70	Derivatives Contracts Volume: 68,590
Daily change: %: 55,189.21 42.66%	Daily change: pieces   %: 45,881 202.04%
YtD Avg Trans. Value: thou. €   % chng prev year Avg: 138,870.55 1.08%	YtD Avg Derivatives Contracts % chng prev year Avg: 30,895 -16.98%
Blocks Transactions Value of Method 6-1 (thou. €): 8,191.18	Derivatives Trades Number: 4,268
Blocks Transactions Value of Method 6-2 & 6-3 (thou. €): 0.00	Daily change: number   %: 2,883 208.16%
Bonds Transactions Value (thou.€): 999.51	YtD Avg Trades number % chng prev year Avg: 1,794 -1.56%
Securities' Transactions Volume with Block Trades Method 6-1 (tho): 46,671.12	Lending Total Open Interest: 273,429
Daily change: thou. pieces   %: 20,580.76 78.88%	Daily change: pieces   %: -19,264 -6.58%
YtD Avg Volume: % chng prev year Avg: 34,619.58 19.00%	Lending Volume (Multilateral/Bilateral): 72
Blocks Transactions Volume of Method 6-1 (thou. Pieces): 2,212.28	Daily change: pieces   %: 72
Blocks Transactions Volume of Method 6-2 & 6-3 (thou. Pieces): 0.00	Multilateral Lending: 72
Bonds Transactions Volume: 1,006,000	Bilateral Lending: 0
Securities' Trades Number with Block Trades Method 6-1: 58,326	Lending Trades Number: 1
Daily change: number   %: 23,171 65.91%	Daily change: %: 1
YtD Avg Trades number % chng prev year Avg: 37,294 2.96%	Multilateral Lending Trades Number: 1
Number of Blocks Method 6-1: 8	Bilateral Lending Trades Number: 0
Number of Blocks Method 6-2 & 6-3: 0	
Number of Bonds Transactions: 180	

Athex Capitalisation (mill. €) \*\*



Daily Fluctuation of Athex Composite Share Price Index



## Athex Indices

Index name	03/02/2025	31/01/2025	pts.	%	Min	Max	Year min	Year max	Year change
Athex Composite Share Price Index	1,507.50 €	1,549.32	-41.82	-2.70%	1,505.48	1,549.32	1,469.67	1,557.01	2.57% #
Athex Composite Index Total Return Index	2,852.47 €	2,931.59	-79.12	-2.70%	2,848.64	2,931.59	2,779.44	2,946.14	2.63% #
Athex ESG Index	1,727.45 €	1,778.74	-51.29	-2.88%	1,724.46	1,778.74	1,678.09	1,790.85	2.94% #
ATHEX Alternative Market Price Index	14,892.50 €	15,399.20	-506.70	-3.29%	14,820.94	15,399.20	14,772.17	15,518.17	-1.36% €
FTSE/Athex Large Cap	3,670.02 €	3,777.55	-107.53	-2.85%	3,662.62	3,777.55	3,570.47	3,804.57	2.79% #
FTSE/Athex Mid Cap Index	2,384.89 €	2,464.46	-79.57	-3.23%	2,375.41	2,464.46	2,334.00	2,485.94	2.18% #
FTSE/ATHEX High Dividend Yield Index	4,050.38 €	4,167.59	-117.21	-2.81%	4,041.61	4,167.59	4,015.60	4,191.96	0.74% #
FTSE/Athex Market Index	875.26 €	899.68	-24.42	-2.71%	873.08	899.68	851.11	905.91	2.83% #
FTSE/Athex Banks	1,357.68 €	1,414.48	-56.80	-4.02%	1,350.72	1,414.48	1,284.74	1,435.96	5.57% #
FTSE/ATHEX TECHNOLOGY & TELECOMMUNICAT	5,586.76 €	5,740.15	-153.39	-2.67%	5,575.63	5,740.15	5,575.63	5,871.83	-1.46% €
FTSE/ATHEX FINANCIAL SERVICES	6,369.00 €	6,635.80	-266.80	-4.02%	6,336.85	6,635.80	6,028.62	6,734.10	5.54% #
FTSE/ATHEX REAL ESTATE	4,732.49 €	4,860.23	-127.74	-2.63%	4,698.27	4,860.23	4,698.27	4,955.14	-3.01% €
FTSE/ATHEX CONSUMER DISCRETIONARY	5,139.56 €	5,258.69	-119.13	-2.27%	5,108.68	5,258.69	5,022.85	5,280.27	2.07% #
FTSE/ATHEX CONSUMER STAPLES	6,986.37 #	6,934.52	51.85	0.75%	6,918.97	6,986.37	6,653.46	6,986.37	4.45% #
FTSE/ATHEX INDUSTRIALS	7,335.37 €	7,637.87	-302.50	-3.96%	7,334.32	7,637.87	7,101.20	7,687.81	2.49% #
FTSE/ATHEX BASIC MATERIALS	5,097.11 €	5,412.79	-315.68	-5.83%	5,091.35	5,412.79	5,017.37	5,532.80	1.59% #
FTSE/ATHEX ENERGY & UTILITIES	5,020.27 €	5,173.99	-153.72	-2.97%	5,015.07	5,173.99	4,962.99	5,217.99	0.83% #
Athex All Share Index	347.35 €	356.20	-8.85	-2.48%	347.35	347.35	342.37	357.22	2.32% #
Hellenic Mid & Small Cap Index	2,147.98 €	2,218.04	-70.06	-3.16%	2,145.74	2,218.04	2,116.80	2,226.91	1.47% #
FTSE/Athex Large Cap Total Return	6,318.77 €	6,503.91	-185.14	-2.85%			6,199.42	6,521.80	2.83% #
FTSE/Athex Mid Cap Total Return	3,268.78 €	3,377.84	-109.06	-3.23%			3,256.98	3,398.59	2.22% #
MSCI GREECE REBASED	5,772.33 €	5,972.83	-200.50	-3.36%	5,748.44	5,972.83	5,552.65	6,040.69	3.79% #
Hellenic Corporate Bond Index	139.42 #	139.14	0.28	0.20%			138.48	139.42	0.26% #
Hellenic Corporate Bond Price Index	93.86 #	93.68	0.18	0.20%			93.38	93.86	-0.06% €

Note 1: FTSE/Med 100, Hellenic Corporate Bond Price Index and Hellenic Corporate Bond Index closing prices refer to the previous trading day of 30/01/2025.

Note 2: The Hellenic Mid & Small Cap Index is a Customized index calculated by the Athens Exchange.

## Analytic Figures for Athex Market's Boards and Categories

	Total Traded Securities	Main Market	Surveillance	Exchange Traded Funds (ETFs)
Totals	126	120	5	1
Gain / Lose / Same:	9 / 106 / 11	8 / 102 / 10	1 / 3 / 1	0 / 1 / 0
Athex Capitalisation (mill. €) **	105,999.62	105,938.05	61.57	
Daily Average Trans/ons Value(thou.€)	138,870.55	138,867.30	19.63	138.73
Transactions Value	184,548.70	184,434.51	23.20	90.98
Main Board:	176,357.52	176,243.33	23.20	90.98
Blocks Board 6_2_3:	8,191.18	8,191.18	0.00	0.00
Forced Sales Board:	0.00	0.00	0.00	0.00
Special Terms Board:	0.00	0.00	0.00	0.00
Daily Average Transactions Volume	34,619,578	34,565,674	85,348	3,766
Transactions Volume	46,671,121	46,607,095	61,562	2,464
Main Board:	44,458,842	44,394,816	61,562	2,464
Blocks Board 6_2_3:	2,212,279	2,212,279	0	0
Forced Sales Board:	0	0	0	0
Special Terms Board:	0	0	0	0
Daily Average Number of Trades	37,294	37,162	45	89
Number of Trades	58,326	58,081	59	186
Main Board:	58,318	58,073	59	186
Blocks Board 6_2_3:	8	8	0	0
Forced Sales Board:	0	0	0	0
Special Terms Board:	0	0	0	0

## Trading Details by Athex Sectors and Financial Instruments (ETFs)

Code	Sectors	Gain / Lose / Same	Number of Trades	Transactions Volume	Transactions Value	% of Total Trans. Value
3010	- Banks	0 / 8 / 0	22,677	33,421,184	103,039,924.16	55.83%
5510	- Basic Resources	0 / 9 / 4	2,565	874,179	3,125,847.77	1.69%
5010	- Construction & Materials	2 / 13 / 0	5,617	1,881,274	11,077,198.82	6.00%
4020	- Consumer Products & Services	0 / 5 / 1	509	244,220	335,775.34	0.18%
6010	- Energy	0 / 4 / 0	3,049	683,160	8,226,344.19	4.46%
12000	- Financial Instruments	0 / 1 / 0	186	2,464	90,981.42	0.05%
3020	- Financial Services	1 / 3 / 1	1,122	291,491	1,389,875.57	0.75%
4510	- Food Beverage & Tobacco	2 / 3 / 2	661	104,249	1,518,428.91	0.82%
2010	- Health Care	0 / 3 / 0	593	552,081	477,897.59	0.26%
5020	- Industrial Goods & Services	1 / 15 / 0	2,716	714,865	4,804,586.79	2.60%
3030	- Insurance	0 / 1 / 0	91	13,276	60,695.52	0.03%
4030	- Media	1 / 2 / 0	975	544,062	2,370,619.75	1.28%
4520	- Personal Care, Drug & Grocery Stores	0 / 2 / 0	226	21,288	200,216.08	0.11%
3510	- Real Estate	1 / 10 / 1	1,685	728,462	2,593,715.84	1.41%
4040	- Retail	0 / 7 / 0	1,793	395,189	5,275,751.14	2.86%
1010	- Technology	1 / 9 / 0	2,362	797,179	2,600,296.75	1.41%
1510	- Telecommunications	0 / 2 / 0	876	235,631	3,407,173.85	1.85%
4050	- Travel & Leisure	0 / 4 / 1	3,435	1,902,576	8,385,870.33	4.54%
6510	- Utilities	0 / 5 / 1	7,188	3,264,291	25,567,499.45	13.85%

## Top 10 best &amp; worst performing Shares

## Main Market

With positive Price change	Closing price	change	With negative Price change	Closing price	change
ATTICA PUBLICATIONS SA (CR)	1.36	9.68% #	KEKROPS SA (CR)	1.24	-8.49% €
ORILINA PROPERTIES REIC (CR)	0.799	2.04% #	INTERWOOD-XYLEMPORIA (CR)	0.263	-8.04% €
CC HBC AG (CR)	34	1.80% #	ATTICA BANK S.A. (CR)	0.68	-7.86% €
KRI-KRI S.A. (CR)	16.25	1.25% #	EKTER SA (CR)	1.64	-7.66% €
TPA SA (CR)	27.6	1.10% #	VIOHALCO SA/NV (CB)	5.6	-6.82% €
			IKTINOS HELLAS SA (CR)	0.329	-6.53% €
			LAVIPHARM SA (CR)	0.81	-6.36% €
			EVROFARMA SA (CR)	1.805	-6.23% €
			ALUMIL (CR)	4.05	-6.14% €
			MOTODYNAMICS S.A. (CR)	2.675	-6.14% €
With the highest Transactions Value	Value (thou. €)	change	With the highest Transactions Volume	Volume	change
PIRAEUS FINANCIAL HOLD (CR)	31,558.78	-5.16% €	ALPHA SERVICES HOLD (CR)	13,904,562	-5.10% €
NATIONAL BANK (CR)	29,044.21	-2.77% €	PIRAEUS FINANCIAL HOLD (CR)	7,500,662	-5.16% €
ALPHA SERVICES HOLD (CR)	23,836.17	-5.10% €	EUROBANK HOLDINGS (CR)	6,166,929	-4.29% €
EUROBANK HOLDINGS (CR)	14,340.08	-4.29% €	NATIONAL BANK (CR)	3,548,812	-2.77% €
METLEN ENERGY & METALS (CR)	10,700.10	-3.91% €	ADMIE (IPTO) HOLDING S.A. (CR)	2,235,120	-2.43% €
PPC (CR)	7,988.98	-2.50% €	ATTICA BANK S.A. (CR)	1,903,241	-7.86% €
ADMIE (IPTO) HOLDING S.A. (CR)	5,820.85	-2.43% €	INTRALOT (CR)	1,379,063	-4.89% €
OPAP (CR)	5,551.54	-1.09% €	PPC (CR)	620,771	-2.50% €
MOTOR OIL (CR)	5,165.46	-3.84% €	LAVIPHARM SA (CR)	526,256	-6.36% €
TITAN CEMENT (CB)	5,028.16	-5.91% €	ALTER EGO MEDIA (CR)	523,155	-2.93% €

Note: Stocks that are not included in the "Under Supervision" category, and the transactions value is more than 10,000 €.

## Derivatives Summary

	Number of Trades	Volume	Open Interest
Index Futures	462	1,817	6,655
FTSE/Athex Banks	1	5	1,297
FTSE/Athex Large Cap	461	1,812	5,358
MSCI GREECE REBASED	0	0	0
Stock Futures	3,801	66,707	410,374
ADMIE (IPTO) HOLDING S.A. (CR)	75	1,245	21,524
AEGEAN AIRLINES (CR)	72	345	4,149
AKTOR S.A. HOLDING CO. (CR)	40	293	10,471
ALPHA SERVICES HOLD (CR)	759	28,716	155,974
ATHENS INTL AIRPORT (CR)	2	14	277
AUTOHELLAS SA (CR)	0	0	113
AVAX S.A. (CR)	18	73	1,335
BANK OF CYPRUS (CR)	0	0	39
CC HBC AG (CR)	6	27	110
CENERGY HOLDINGS (CB)	50	301	6,112
ELLAKTOR (CR)	50	437	2,798
ELVALHALCOR (CR)	160	1,752	8,239
EUROBANK HOLDINGS (CR)	158	5,806	17,098
EYDAP S.A. (CR)	1	1	4,148
FOURLIS (CR)	21	143	1,203
GEK TERNA (CR)	47	409	12,799
HELLENIC EXCHANGES-A.S.E. (CR)	55	273	3,409
HELLENIQ ENERGY (CR)	28	241	5,469
INTRACOM HOLDINGS (CR)	195	1,191	12,288
JUMBO SA (CR)	15	35	554
LAMDA DEVELOPMENT SA (CR)	62	242	7,438
METLEN ENERGY & METALS (CR)	220	840	7,913
MIG (CR)	2	6	199
MOTOR OIL (CR)	125	394	7,172
NATIONAL BANK (CR)	365	3,960	16,248
OPAP (CR)	22	96	1,122
OPTIMA BANK (CR)	3	5	64
OTE (CR)	39	297	3,214
P.P.A. S.A. (CR)	0	0	133
PIRAEUS FINANCIAL HOLD (CR)	676	16,539	67,540
PPC (CR)	315	2,071	24,773
QUEST HOLDINGS (CR)	6	24	183
TERNA ENERGY (CR)	0	0	26
TITAN CEMENT (CB)	50	107	518
VIOHALCO SA/NV (CB)	164	824	5,722
Index Options	5	66	838
FTSE/Athex Large Cap	5	66	838
Stock Options	0	0	219
ALPHA SERVICES HOLD (CR)	0	0	0
NATIONAL BANK (CR)	0	0	0
OPAP (CR)	0	0	14
OTE (CR)	0	0	2
PIRAEUS FINANCIAL HOLD (CR)	0	0	0
PPC (CR)	0	0	203
<b>Total Derivatives Traded</b>	<b>4,268</b>	<b>68,590</b>	<b>418,086</b>









## Daily Official List

Year: 146 Trading Day No: 22

## Section 2: Analytic Figures of Shares Transactions

Monday, 3 February, 2025

Number of Outstanding Securities	Nominal Value	Dividends [1]			Date of Last Coupon		Note	Shares	Closing price	% change	Previous closing price/date	Open price	Price min	Price max	Last price	Avg price	Last Bid [7]	Last Ask [7]	P/E after tax	Year	Volume	Trades	Transactions Value[8]	Company Mkt Value (thou. €)	Year low	Year high	Sector[4]	
		2022	2023	2024	Dividend [2]	Right																						
15,000,000	0.300	---	---	---	06/07/2007	18/07/2000	---	DAIOS PLASTICS SA (CR)	3.4	---	3.4	31/01/2025	---	---	---	---	500@3.30	330@3.50	---	---	---	---	---	51,000.00	3.28	3.68	50203015	
36,300,000	1.12	---	0.0276	---	27/08/2024	12/12/2007	---	THESSALONIKA WATER & SEWERAGE	3.33	-1.48	€ 3.38	31/01/2025	3.37	3.3	3.37	3.33	3.324	17@3.30	100@3.30	---	---	4,265	19	14,177.95	120,879.00	3.22	3.46	65102030
86,735,980	0.310	---	0.02	---	22/07/2024	07/09/2023	---	ATHENS MEDICAL CENTER SA (CR)	1.84	-4.17	€ 1.92	31/01/2025	1.88	1.755	1.915	1.84	1.83	4@1.83	957@1.84	---	---	22,472	88	41,119.97	159,594.20	1.495	1.95	20101025
3,417,600	0.100	0.016	0.016	---	04/07/2024	02/04/2024	---	INTERWOOD-XYLEMPORIA (PR)	0.328	3.80	€ 0.316	31/01/2025	0.346	0.32	0.346	0.332	0.327	350@0.312	274@0.332	---	---	2,856	4	934.14	13,065.75	0.302	0.366	50101020
2,760,000	11.83	11.8	12.4	---	03/06/2024	16/07/1990	---	KARELIA (CR)	328	---	328	31/01/2025	328	326	334	328	328.222	2@328.00	55@334.00	---	---	9	4	2,954.00	905,280.00	326	354	45103010
6,700,000	0.800	0.047	0.047	---	23/07/2024	29/05/2014	---	MILLS KEPENOS (CR)	1.74	---	1.74	31/01/2025	1.75	1.75	1.75	1.75	1.75	869@1.75	13@1.80	18.68	2023	100	1	175.00	11,658.00	1.73	1.8	45102020
18,017,472	0.360	---	0.03	---	11/10/2024	28/08/2017	---	DOMAINE COSTA LAZARIDI (CR)	1.7	-2.86	€ 1.75	31/01/2025	1.71	1.7	1.71	1.7	1.701	220@1.67	45@1.75	---	---	873	4	1,485.00	30,629.70	1.7	1.91	45101015
21,364,000	1.12	0.4	---	---	21/08/2023	08/03/2023	---	LAMPASA HOTEL SA (CR)	37.2	---	37.2	31/01/2025	---	---	---	---	---	50@37.00	50@38.00	---	---	---	---	---	794,740.80	37	38	40501025
5,939,268	0.620	---	---	---	10/07/2003	03/01/2002	---	LANAKAM SA (CR)	0.95	-5.00	€ 1	31/01/2025	0.96	0.93	0.965	0.95	0.952	100@0.930	90@0.945	---	---	1,817	8	1,730.42	5,642.30	0.9	1.1	40401020
9,819,370	0.500	---	---	---	14/08/2007	09/01/2004	---	MATHIOS REFRACTORY SA (CR)	0.666	---	0.666	31/01/2025	0.61	0.61	0.61	0.61	0.61	155@0.604	33@0.628	---	---	300	1	183.00	6,539.70	0.59	0.67	55101000
32,188,050	0.700	---	---	---	21/07/2008	20/01/2000	---	MOUZAKIS (CR)	0.66	---	0.66	31/01/2025	---	---	---	---	---	500@0.640	313@0.685	---	---	---	---	---	21,244.11	0.63	0.695	55101020
8,321,682	0.670	---	---	---	17/08/2007	23/11/1999	---	N. LEVENTERIS (CR)	0.276	---	0.276	31/01/2025	0.276	0.276	0.276	0.276	0.276	---	331@0.276	---	2023	100	1	27.60	2,854.20	0.244	0.288	55102010
27,379,200	0.980	0.45	0.5001	---	01/08/2024	29/08/2022	---	CRETE PLASTICS SA (CR)	14.9	---	14.9	31/01/2025	---	---	---	---	---	630@14.60	385@14.70	---	---	---	---	---	407,950.08	14	14.9	50203015
255,494,534	2.71	0.255	0.247	0.47	11/12/2024	30/09/2021	---	PRODEA (CR)	6.2	---	6.2	31/01/2025	5.8	5.8	6.05	6.05	6.041	125@6.00	647@6.40	---	---	132	3	797.35	1,584,066.11	5.8	6.7	35102000
4,181,450	0.500	---	---	---	21/08/2000	05/03/2002	---	FLOUR MILLS SARANTOPOULOS SA	1.07	---	1.07	31/01/2025	---	---	---	---	---	---	364@1.07	---	---	---	---	---	4,474.15	1.07	1.09	45102020

## Exchange Traded Funds (ETFs)

971,502	---	---	---	---	15/06/2016	---	ALPHA ETF FTSE Athex Large Cap	36.65	-3.20	€ 37.86	31/01/2025	37.49	36.525	37.49	36.65	36.924	500@36.55	299@36.65	---	---	2,464	186	90,981.42	---	35.74	38.02	12003
---------	-----	-----	-----	-----	------------	-----	--------------------------------	-------	-------	---------	------------	-------	--------	-------	-------	--------	-----------	-----------	-----	-----	-------	-----	-----------	-----	-------	-------	-------

## Surveillance

89,078,604	0.040	---	---	---	07/07/2010	16/01/2024	5160	FRIGOGLASS SA (CR)	0.2	-4.76	€ 0.21	31/01/2025	0.21	0.2	0.21	0.2	0.201	2500@0.193	2758@0.200	---	2023	11,628	15	2,341.88	17,815.72	0.184	0.218	50204000	
13,191,620	0.620	---	---	---	04/08/2010	09/09/2002	5232	YALCO - CONSTANTINOU (CR)	0.162	---	0.162	31/01/2025	0.162	0.146	0.162	0.146	0.152	---	1560@0.146	---	---	---	1,600	2	243.20	2,137.04	0.146	0.162	40202020
17,579,754	4.16	---	---	---	18/08/2006	02/08/2010	---	BIOTER SA (CR)	0.276	9.52	€ 0.252	31/01/2025	0.276	0.276	0.276	0.276	0.276	3544@0.276	---	---	---	26,784	17	7,392.38	4,852.01	0.226	0.276	50101010	
54,654,600	0.050	---	---	---	01/07/1998	30/12/2022	5275	VIS SA (CR)	0.144	---	0.144	31/01/2025	---	---	---	---	---	578322@0.144	---	---	2023	---	---	---	---	7,870.26	0.144	0.144	50203030
15,842,391	1.51	---	---	---	15/07/2009	12/05/2000	5141	BITROS HOLDING SA (CR)	0.7	-9.09	€ 0.77	31/01/2025	0.77	0.7	0.77	0.7	0.718	698@0.700	455@0.765	---	---	15,300	15	10,983.00	11,089.67	0.535	0.77	55102010	
24,319,250	0.300	---	---	---	09/07/2002	04/07/2007	5165	PROODEFTIKH SA (CR)	0.356	-5.32	€ 0.376	31/01/2025	0.36	0.35	0.36	0.35	0.359	1000@0.340	4750@0.342	---	---	6,250	10	2,242.50	8,657.65	0.246	0.376	50101010	
28,438,268	0.070	---	---	---	21/08/2006	24/11/1999	5253	SPIROY AGRICULTURE SA (CR)	0.151	---	0.151	31/01/2025	---	---	---	---	---	300@0.151	5000@0.166	---	---	---	---	---	4,294.18	0.138	0.16	45102010	
1,011,000	1.00	---	---	---	01/07/2004	11/12/2012	5193	TRIA ALFA SA (CR)	4.8	---	4.8	31/01/2025	---	---	---	---	---	100@4.34	1@4.78	---	2023	---	---	---	---	4,852.80	4.04	4.8	55101020

## Suspension Status

65,326,268	0.530	---	---	---	04/07/2007	19/07/2006	4750	SATO SA (CR)	0.028	---	0.028	05/09/2024	---	---	---	---	---	---	---	---	---	---	---	---	---	1,829.14	0.028	0.028	40202015
3,961,300	1.28	---	---	---	29/06/2004	03/08/2000	5248	DUROS SA (CR)	0.25	---	0.25	24/04/2023	---	---	---	---	---	---	---	---	---	---	---	---	---	990.33	0.25	0.25	40204020
51,754,364	0.300	---	---	---	23/12/2003	24/01/2007	5197	SELECTED TEXT. IND. ASSOC (CR)	0.132	---	0.132	31/10/2024	---	---	---	---	---	---	---	---	---	---	---	---	---	6,831.58	0.132	0.132	55101020

## Shares' Notes

Code	Note text
( )	- Adjusted dividends.
*	- Last adjusted closing price.
[1]	- Net dividends.
[2]	- The "Date of Last Coupon" for New listings refers to the date company's stocks started to trade in Athex
[3]	- The Company Market Value is referred to the number of outstanding shares
[4]	- Sectors codification can be found in Appendix A
[5]	- The Market Value refers to the total number of shares listed (including their several classes) in the exchange by the company.
[6]	- P/E greater than 100
[7]	- Last view of the Order Book before the end of the trading session
[8]	- All Blocks Methods' Transactions Value are included.
4750	- Transfer to the Under Surveillance Category from 8/4/2011.
5093	- Transfer to the Surveillance Category as of 8/4/2015.
5141	- Transfer to the Surveillance Category as of 10/05/2017.
5160	- Transfer to the Surveillance Category as of 15/04/2016.
5165	- Transfer to the Surveillance Category as of 15/02/2018.
5193	- Transfer to the Surveillance Category as of 25/10/2018.
5197	- Transfer to the Surveillance Category as of 07/11/2018.
5232	- Transfer to the Under Surveillance Category from 08/04/2011.
5248	- Transfer to the Surveillance Category as of 06/09/20116.
5253	- Transfer to the Surveillance Category as of 14/5/2021.
5275	- Transfer to the Surveillance Category as of 09/07/2020.

Securities Blocks Details

Securities	Block Volume	Price	Block Trade Value	Time of approval	Note
AKTOR S.A. HOLDING CO. (CR)	50,000	5.06	253,000.00	11:33:20	20
NATIONAL BANK (CR)	150,000	8.25	1,236,900.00	11:37:19	20
ALPHA SERVICES HOLD (CR)	1,345,961	1.73	2,321,782.73	11:39:08	20
NATIONAL BANK (CR)	150,000	8.26	1,239,000.00	11:45:37	20
NATIONAL BANK (CR)	150,000	8.18	1,227,000.00	13:39:28	20
OTE (CR)	50,000	14.54	727,000.00	14:20:32	20
NATIONAL BANK (CR)	100,000	8.18	818,000.00	15:38:46	20
ALPHA SERVICES HOLD (CR)	216,318	1.70	368,497.71	17:12:19	20

Blocks Notes

- 9 - Method 6-1 / Special Fees
- 10 - Method 6-1 / Special Fees, SDS
- 14 - Method 6-3 / Settlement, Incomplete Buy and Sell
- 18 - Method 6-2 / SPOT 1
- 19 - Method 6-2 / SPOT 2
- 20 - Method 6-1 and Method 6-1 Same Day Settlement
- 21 - Other Pre-agreed

## Shares Rights Details

Occured date	Exercise from	Exercise until	Trading until	Rights	Price min	Price max	Closing price	Last Bid	Last Ask	Volume	Trades	Transactions Value
--------------	---------------	----------------	---------------	--------	-----------	-----------	---------------	----------	----------	--------	--------	--------------------

No Rights Transactions.

Forced Sales Details

Securities	Category of Security	Transactions Volume	Number of Trades	Transactions Value	Note
No Forced Transactions.					

Forced Sales Notes

- 1 - Compulsory Public Forced Sales
- 2 - Forced Sales of Fixed Registered Shares
- 3 - Forced Sales of Remaining Fractional Shares



## Exchange Traded Funds (ETFs) Characteristics

	Transactions Date (T)	Creation / Redemption	Units (T-1)	New Units (T-1)	Redemption Units (T-1)	Units (T) [1]	Fund Assets [2]	Net Unit Price	Dividend per Unit	Dividend Date
ALPHA ETF FTSE Athex Large Cap	03/02/2025	5,000	971,502	---	---	971,502	36,656,620.00	37.7319	1.35	01/07/2024

## ETFs Notes

[1] - Units (T) = Units (T-1) + New Units (T-1) - Redemption Units (T-1)

[2] - The Creation / Redemption Units of T-1 are included.

## Non Convertible Corporate Bonds - Regulated Market

Num Listed Bonds	Nominal price	Issue price	Today's Rate	Exp. Date	Duration (years)	Note	Coupon		Trading Unit	Corporate Bonds	Accrued Int.	Yield.T.Mat	Price min	Price max	Closing price	Previous closing price/date	Volume	Transactions Value	Last order		Date	ear min	Year max	
							Common	Preferred											Buy / Sell	Price				
250,000	1,000.00	1,000.00	2.45	16/11/2028	7	---	7	---	1	ELVALHALCOR S.A. (Non Convertible)	5.3764	3.5000	95.2000	95.8500	95.5000	95.8000	31/01/2025	45,000	43,273.14	95.2100	B	33/02/2025	95.0000	97.5000
320,000	1,000.00	1,000.00	3.40	21/07/2027	7	---	10	---	1	LAMDA DEVELOPMENT S.A. (Non Convertible)	1.4167	3.5700	98.3000	99.0000	98.3301	99.0000	31/01/2025	93,000	91,835.65	98.3100	B	33/02/2025	97.7200	99.5999
200,000	1,000.00	1,000.00	2.10	27/10/2027	7	---	9	---	1	O.P.A.P. S.A. (Non Convertible)	5.7750	3.1300	96.5500	96.7000	96.6520	96.9880	31/01/2025	25,000	24,307.38	96.1015	B	33/02/2025	96.0100	98.1000
200,000	1,000.00	1,000.00	1.90	23/03/2028	7	---	8	---	1	MOTOR OIL CORINTH REFINERIES SA (Non Convertible)	7.1250	3.2370	95.2000	96.0000	95.4528	95.9260	31/01/2025	65,000	62,507.47	95.2051	B	33/02/2025	95.2000	96.0000
230,000	1,000.00	1,000.00	4.70	12/07/2029	7	---	6	---	1	LAMDA DEVELOPMENT S.A. (Non convertible)	3.0028	3.9080	101.0000	101.3000	101.2000	101.3430	31/01/2025	92,000	93,441.18	101.0510	B	33/02/2025	100.8001	103.2000
100,000	1,000.00	1,000.00	4.40	26/07/2029	7	---	6	---	1	CPLP SHIPPING HOLDINGS PLC (Non Convertible)	1.1000	3.7150	101.0000	101.1000	101.0333	100.9020	31/01/2025	9,000	9,102.90	101.0000	B	33/02/2025	100.5001	104.0000
199,375	1,000.00	1,000.00	3.60	12/03/2026	7	---	12	---	1	AEGEAN AIRLINES S.A. (Non Convertible)	14.6000	3.2010	99.5000	100.0000	99.6862	100.6400	31/01/2025	285,000	288,266.75	99.5410	B	33/02/2025	99.6862	101.0000
150,000	1,000.00	1,000.00	2.60	22/10/2026	7	---	11	---	1	TERNA ENERGY FINANCE S.A. (Non Convertible)	7.6556	3.2940	98.1000	98.1200	98.1028	98.2000	31/01/2025	70,000	69,207.81	98.5000	B	33/02/2025	97.6272	98.9500
500,000	1,000.00	1,000.00	2.75	03/07/2027	7	---	10	---	1	GEK TERNA S.A. (Non Convertible)	2.5208	3.2200	97.2125	98.3889	98.0000	98.2700	31/01/2025	105,000	103,145.62	97.9000	B	33/02/2025	96.5000	98.3894
150,000	1,000.00	1,000.00	2.65	22/10/2026	5	---	7	---	1	CPLP SHIPPING HOLDINGS PLC (Non Convertible)	7.8028	3.7870	97.6000	97.8045	97.6000	97.8050	31/01/2025	15,000	14,773.93	97.5500	B	33/02/2025	97.3000	98.4899
120,000	1,000.00	1,000.00	3.95	04/04/2025	7	---	14	---	1	GEK TERNA S.A. (Non Convertible)	13.6056	3.0970	---	---	---	100.0010	31/01/2025	---	---	99.5001	B	33/02/2025	99.9000	100.3000
120,000	1,000.00	1,000.00	2.65	06/12/2028	7	---	7	---	1	NOVAL PROPERTY REIC (Non Convertible)	4.4903	3.4210	96.3200	96.3500	96.3500	96.1340	31/01/2025	16,000	15,485.44	95.0901	B	33/02/2025	94.8016	97.0000
300,000	1,000.00	1,000.00	2.30	14/12/2028	7	---	7	---	1	GEK TERNA S.A. (Non Convertible)	3.2583	3.6820	94.1000	94.5000	94.3455	94.3690	31/01/2025	11,000	10,413.84	94.0101	B	33/02/2025	92.9502	95.7000
100,000	1,000.00	1,000.00	2.95	11/02/2027	5	---	6	---	1	SAFE BULKERS PARTICIPATIONS PLC (Non Convertible)	14.5042	3.6720	97.9999	97.9999	97.9999	98.0000	31/01/2025	1,000	994.50	97.2500	B	33/02/2025	97.0001	99.9999
100,000	1,000.00	1,000.00	2.80	25/01/2027	5	---	7	---	1	PREMIA S.A. (Non Convertible)	0.7000	4.0700	97.0000	97.0000	97.0000	98.0000	31/01/2025	17,000	16,501.90	97.0000	B	33/02/2025	96.2000	98.3000
500,000	1,000.00	1,000.00	4.00	10/07/2030	7	---	4	---	1	METLEN ENERGY & METALS S.A. (Non Convertible)	2.8889	3.5460	101.0505	101.2546	101.0505	101.3750	31/01/2025	90,000	91,369.02	101.0505	B	33/02/2025	100.4600	101.8000
99,697	1,000.00	1,000.00	5.50	15/12/2028	5	---	3	---	1	IDEAL HOLDINGS S.A. (Non Convertible)	7.7917	4.1400	103.7000	103.7000	103.7000	103.7000	31/01/2025	1,000	1,044.79	103.6000	B	33/02/2025	102.9732	103.9000
200,000	1,000.00	1,000.00	4.25	23/01/2029	5	---	3	---	1	AUTOHELLAS S.A. (Non Convertible)	1.5347	3.7950	101.0000	101.0010	101.0002	101.5820	31/01/2025	13,000	13,149.97	101.0000	B	33/02/2025	100.2110	102.8000

## Corporate Bonds Notes

Transactions Volume = (Pieces) \* (Nominal Price). Transactions Value = (Pieces) \* (Nominal Price) \* (price %) + (Accrued interest).

The price of a Bond is stated as a percentage (%) of Bond's Nominal Price.

Nominal Price in Euros (€), except if it is noted differently.

## Non Convertible Corporate Bonds - Regulated Market

Num Listed Bonds	Nominal price	Issue price	Today's Rate	Exp. Date	Duration (years)	Note	Coupon		Trading Unit	Corporate Bonds	Accrued Int.	Yield.T.Mat	Price min	Price max	Closing price	Previous closing price/date	Volume	Transactions Value	Last order		ear min	Year max		
							Common	Preferred											Price	Buy / Sell			Date	
130,000	1,000.00	1,000.00	6.00	27/02/2029	5	---	2	---	1	INTRALOT S.A. (Non Convertible)	27.0000	4.8530	102.9900	102.9900	102.9900	102.8040	31/01/2025	3,000	3,170.70	102.1000	B	33/02/2025	101.0000	103.0000
300,000	1,000.00	1,000.00	2.30	20/07/2028	7	---	8	---	1	PRODEA REIC S.A.(Non Convertible)	1.0222	3.6380	94.9000	95.0000	94.9000	94.9000	31/01/2025	50,000	47,516.61	94.9000	B	33/02/2025	94.1000	95.0000

## Corporate Bonds Notes

Transactions Volume = (Pieces) \* (Nominal Price). Transactions Value = (Pieces) \* (Nominal Price) \* (price %) + (Accrued interest).

The price of a Bond is stated as a percentage (%) of Bond's Nominal Price.

Nominal Price in Euros (€), except if it is noted differently.

## Government Bonds

Number Listed Bonds	Nominal price	Today's Rate	Accrued Interest Calc	Exp. Date [1]	Duration (years)	Note	Coupons Date	Curr. coupon value	Trading Unit	Government Bonds	Price min	Price max	Closing price	Previous closing price/date	Volume	Transactions Value	Price	Last order Buy / Sell	Date
3,000,000	1,000.00	4.13	Actual/Actual	15/06/2054	30	---	15/06	4.13	1	GGB-FXD-150654-30Y-4.125-1.000	---	---	---	---	---	---	---	---	---
4,700,000	1,000.00	1.88	Actual/Actual	04/02/2035	15	---	04/02	1.88	1	GGB-FXD-040235-15Y-1.875-1.000	---	---	---	---	---	---	---	---	---
6,000,000	1,000.00	0.75	Actual/Actual	18/06/2031	10	---	18/06	0.75	1	GGB-FXD-180631-10Y-0.750-1.000	---	---	---	---	---	---	---	---	---
3,600,000	1,000.00	3.88	Actual/Actual	15/06/2028	5	---	15/06	3.88	1	GGB-FXD-150628-05Y-3.875-1.000	---	---	---	---	---	---	---	---	---
5,962,747,327	1.00	3.75	Actual/Actual	30/01/2028	10	---	/02 - 01/02 - 31/	3.75	1	GGB-FXD-300128-10Y-3.750-1.00	---	---	---	85.4610 13/07/2018	---	---	1.0000	B	28/11/2018
7,067,309,386	1.00	3.90	Actual/Actual	30/01/2033	15	---	/02 - 01/02 - 31/	3.90	1	GGB-FXD-300133-15Y-3.900-1.00	---	---	---	78.6730 13/07/2018	---	---	1.0000	B	28/11/2018
5,622,848,349	1.00	4.00	Actual/Actual	30/01/2037	19	---	/02 - 01/02 - 31/	4.00	1	GGB-FXD-300137-19Y-4.000-1.00	---	---	---	77.0370 13/07/2018	---	---	1.0000	B	28/11/2018
5,476,770,669	1.00	4.20	Actual/Actual	30/01/2042	24	---	/02 - 01/02 - 31/	4.20	1	GGB-FXD-300142-24Y-4.200-1.00	---	---	---	77.7640 13/07/2018	---	---	1.0000	B	28/11/2018
4,950,000	1,000.00	3.38	Actual/Actual	15/06/2034	10	---	15/06	3.38	1	GGB-FXD-150634-10Y-3.375-1.000	---	---	---	---	---	---	---	---	---
40,248,141	1.00	4.30	Actual/Actual	24/02/2025	13	---	24/02	4.30	1	GGB-FXD-240225-13Y-2.000-1.00	---	---	---	10.0000 22/06/2015	---	---	---	---	---
59,586,043	1.00	4.30	Actual/Actual	24/02/2026	14	---	24/02	4.30	1	GGB-FXD-240226-14Y-2.000-1.00	---	---	---	10.0000 22/06/2015	---	---	---	---	---
41,118,344	1.00	4.30	Actual/Actual	24/02/2027	15	---	24/02	4.30	1	GGB-FXD-240227-15Y-2.000-1.00	---	---	---	10.0000 22/06/2015	---	---	---	---	---
45,137,734	1.00	4.30	Actual/Actual	24/02/2028	16	---	24/02	4.30	1	GGB-FXD-240228-16Y-2.000-1.00	---	---	---	10.0000 22/06/2015	---	---	---	---	---
61,768,888	1.00	4.30	Actual/Actual	24/02/2029	17	---	24/02	4.30	1	GGB-FXD-240229-17Y-2.000-1.00	---	---	---	10.0000 22/06/2015	---	---	---	---	---
54,567,744	1.00	4.30	Actual/Actual	24/02/2030	18	---	24/02	4.30	1	GGB-FXD-240230-18Y-2.000-1.00	---	---	---	10.0000 22/06/2015	---	---	---	---	---
37,541,515	1.00	4.30	Actual/Actual	24/02/2031	19	---	24/02	4.30	1	GGB-FXD-240231-19Y-2.000-1.00	---	---	---	10.0000 22/06/2015	---	---	---	---	---
37,558,317	1.00	4.30	Actual/Actual	24/02/2032	20	---	24/02	4.30	1	GGB-FXD-240232-20Y-2.000-1.00	---	---	---	10.0000 22/06/2015	---	---	---	---	---
37,473,732	1.00	4.30	Actual/Actual	24/02/2033	21	---	24/02	4.30	1	GGB-FXD-240233-21Y-2.000-1.00	---	---	---	10.0000 22/06/2015	---	---	---	---	---
33,888,293	1.00	4.30	Actual/Actual	24/02/2034	22	---	24/02	4.30	1	GGB-FXD-240234-22Y-2.000-1.00	---	---	---	10.0000 22/06/2015	---	---	---	---	---
35,177,800	1.00	4.30	Actual/Actual	24/02/2035	23	---	24/02	4.30	1	GGB-FXD-240235-23Y-2.000-1.00	---	---	---	10.0000 22/06/2015	---	---	---	---	---
35,547,268	1.00	4.30	Actual/Actual	24/02/2036	24	---	24/02	4.30	1	GGB-FXD-240236-24Y-2.000-1.00	---	---	---	10.0000 22/06/2015	---	---	---	---	---
40,246,306	1.00	4.30	Actual/Actual	24/02/2037	25	---	24/02	4.30	1	GGB-FXD-240237-25Y-2.000-1.00	---	---	---	10.0000 22/06/2015	---	---	---	---	---
37,643,952	1.00	4.30	Actual/Actual	24/02/2038	26	---	24/02	4.30	1	GGB-FXD-240238-26Y-2.000-1.00	---	---	---	10.0000 22/06/2015	---	---	---	---	---
36,977,100	1.00	4.30	Actual/Actual	24/02/2039	27	---	24/02	4.30	1	GGB-FXD-240239-27Y-2.000-1.00	---	---	---	10.0000 22/06/2015	---	---	---	---	---
41,615,000	1.00	4.30	Actual/Actual	24/02/2040	28	---	24/02	4.30	1	GGB-FXD-240240-28Y-2.000-1.00	---	---	---	10.0000 22/06/2015	---	---	---	---	---
42,227,208	1.00	4.30	Actual/Actual	24/02/2041	29	---	24/02	4.30	1	GGB-FXD-240241-29Y-2.000-1.00	---	---	---	10.0000 22/06/2015	---	---	---	---	---
68,288,487	1.00	4.30	Actual/Actual	24/02/2042	30	---	24/02	4.30	1	GGB-FXD-240242-30Y-2.000-1.00	---	---	---	10.0000 22/06/2015	---	---	---	---	---
4,500,000	1,000.00	3.88	Actual/Actual	12/03/2029	10	---	12/03	3.88	1	GGB-FXD-120329-10Y-3.875-1.000	---	---	---	---	---	---	100.0000	B	15/10/2019
4,500,000	1,000.00	0.00	Actual/Actual	12/02/2026	5	---	12/02	0.00	1	GGB-FXD-120226-05Y-0.000-1.000	---	---	---	---	---	---	---	---	---
2,209,163	1,000.00	3.38	Actual/Actual	15/02/2025	7	---	15/02	3.38	1	GGB-FXD-150225-07Y-3.375-1.000	---	---	---	---	---	---	---	---	---
964,000	1,000.00	3.25	Actual/Actual	20/03/2025	6	---	20/03	3.25	1	GGB-FXD-200325-06Y-3.250-1.000	---	---	---	---	---	---	---	---	---
2,100,000	1,000.00	3.55	Actual/Actual	20/03/2026	7	---	20/03	3.55	1	GGB-FXD-200326-07Y-3.550-1.000	---	---	---	---	---	---	---	---	---
5,500,000	1,000.00	1.50	Actual/Actual	18/06/2030	10	---	18/06	1.50	1	GGB-FXD-180630-10Y-1.500-1.000	---	---	---	---	---	---	---	---	---
3,500,000	1,000.00	4.38	Actual/Actual	18/07/2038	15	---	18/07	4.38	1	GGB-FXD-180738-15Y-4.375-1.000	---	---	---	---	---	---	---	---	---

## Government Bonds Notes

Transactions Volume = (Pieces) \* (Nominal Price). Transactions Value = (Pieces) \* (Nominal Price) \* (price %) + (Accrued interest).

The Value of current coupon for the issues with NV 0.01 euro refers to NV 100 euros

FLR: Floating Interest Rate.

[1] - The Expiration Date of the interest bearing period and the Date for coupon payment.

## Government Bonds

Number Listed Bonds	Nominal price	Today's Rate	Accrued Interest Calc	Exp. Date [1]	Duration (years)	Note	Coupons Date	Curr. coupon value	Trading Unit	Government Bonds	Price min	Price max	Closing price	Previous closing price/date	Volume	Transactions Value	Price	Last order Buy / Sell	Date
40,000	1,000.00	3.91	FLR	Actual/360	18/09/2025	1	---	18/09 - 18/03	---	1	GGB-FLT-180925-01Y-3.915-1.000	---	---	---	---	---	---	---	---
5,364,250	1,000.00	3.25		Actual/Actual	20/03/2050	30	---	20/03	3.25	1	GGB-FXD-200350-30Y-3.250-1.000	---	---	---	---	---	---	---	---
4,000,000	1,000.00	3.63		Actual/Actual	15/06/2035	10	---	15/06	3.63	1	GGB-FXD-150635-10Y-3.625-1000.00	---	---	---	---	---	---	---	---
3,924,361	1,000.00	2.00		Actual/Actual	22/04/2027	7	---	22/04	2.00	1	GGB-FXD-220427-07Y-2.000-1.000	---	---	---	---	---	99.9000	B	22/04/2020
2,500,000	1,000.00	1.88		Actual/Actual	23/07/2026	7	---	23/07	1.88	1	GGB-FXD-230726-07Y-1.875-1.000	---	---	---	---	---	---	---	---
4,900,000	1,000.00	4.25		Actual/Actual	15/06/2033	10	---	15/06	4.25	1	GGB-FXD-150633-10Y-4.250-1.000	---	---	---	---	---	---	---	---
3,500,000	1,000.00	1.88		Actual/Actual	24/01/2052	30	---	24/01	1.88	1	GGB-FXD-240152-30Y-1.875-1.000	---	---	---	---	---	---	---	---
3,700,000	1,000.00	1.75		Actual/Actual	18/06/2032	10	---	18/06	1.75	1	GGB-FXD-180632-10Y-1.750-1.000	---	---	---	---	---	---	---	---
2,200,000	1,000.00	1.13	FLR	Actual/360	15/12/2027	5	---	- 15/12 - 15/03 -	---	1	GGB-FLT-151227-05Y-1.130-1.000	---	---	---	---	---	102.1600	B	30/12/2022

## Government Bonds Notes

Transactions Volume = (Pieces) \* (Nominal Price). Transactions Value = (Pieces) \* (Nominal Price) \* (price %) + (Accrued interest).

The Value of current coupon for the issues with NV 0.01 euro refers to NV 100 euros

FLR: Floating Interest Rate.

[1] - The Expiration Date of the interest bearing period and the Date for coupon payment.

Treasury Bills & Zero Coupon Government Bonds

Issue Date	13-Week Maturity									26-Week Maturity									52-Week Maturity								
	Exp. Date	Initial Rate	Num Listed Bonds	Nominal price	Issue price	Last Trade Price	Last Trade Date	Volume Traded	Note	Exp. Date	Initial Rate	Num Listed Bonds	Nominal price	Issue price	Last Trade Price	Last Trade Date	Volume Traded	Note	Exp. Date	Initial Rate	Num Listed Bonds	Nominal price	Issue price	Last Trade Price	Last Trade Date	Volume Traded	Note
08/03/2024	---	---	---	---	---	---	---	---	---	---	---	---	---	---	---	---	---	---	07/03/2025	3.73	812,500	1,000.00	963.70	---	---	---	---
07/06/2024	---	---	---	---	---	---	---	---	---	---	---	---	---	---	---	---	---	---	06/06/2025	3.34	600,000	1,000.00	967.30	---	---	---	---
06/09/2024	---	---	---	---	---	---	---	---	---	---	---	---	---	---	---	---	---	---	05/09/2025	2.82	600,000	1,000.00	972.28	---	---	---	---
06/12/2024	---	---	---	---	---	---	---	---	---	---	---	---	---	---	---	---	---	---	05/12/2025	2.27	600,000	1,000.00	977.58	---	---	---	---

Bonds in Circulation	Currency / Min nominal traded Value	Coupons Payment Date	Current Coupon Value	Note	Coupon	Trading Unit	Issue Date	Duration (years)	Today's Interest	A.I.C in days	Bonds	Last price of previous days		Last Outcry in Cash (euro)			Trades in Pieces	Life min	Life Max
												Price	Buy / Sell	Price	Buy / Sell	Date			
<b>Corporate Bonds in Foreign Currency and Euro</b>																			
103,746	GBP / 10	01/12	0.25	---	66	1	01/12/1930	98	2.5	360	National Mortgage Bank	2.27	05/02/1996	2.27	S	05/02/1996	---	2.27	2.27
0	GBP / 10	01/12	0.25	---	68	1	01/12/1928	100	2.5	360	National Mortgage Bank	---	---	---	---	---	---	---	---

## Government Bonds Notes

A.I.C: Accrued Interest Calculation base.

FLR: Floating Interest Rate.

The minimum tradeable Nominal Value for all Demeterialised Government Titles is 100 Euros.

(μφρ-0)

Athex & ATHEXClear Members List

Member Name				Stock Market			Derivatives Market		ATHEXClear Member	
	Address	Phone	Fax	Market Member	Remote Member	Market Maker	Proprietary	Market Maker	General Clearing	Direct Clearing
A. SARRIS SECURITIES S.A.				a						
6, ΔΡΑΓΑΤΣΑΝΙΟΥ 6 ΑΘΗΝΑ	2103367700									
AEONIC SECURITIES C.I.F. P.L.C.				a						
, ΛΑΪΟΥ 6, ΓΡ. 301B, ANNA COURT	35725337600									
ALPHA BANK S.A.									a	
, ΣΤΑΔΙΟΥ 40 ΑΘΗΝΑ	2103260000									
ALPHA FINANCE INVESTMENT SERVICES SINGLE MEMBER SA				a		a	a	a		a
5, ΠΑΝΕΠΙΣΤΗΜΙΟΥ 45 ΑΘΗΝΑ	2103677400									
ARGUS STOCKBROKERS LTD				a	a		a			
25, 25 ΛΕΩΦΟΡΟΣ ΔΗΜΟΣΘΕΝΗ ΣΕΒΕΡΗ	0035722717000									
ATHLOS CAPITAL INVESTMENT SERVICES LTD				a	a					
, 17 STASINOU AVENUE, BEDIZIA TOWER, 6TH & 7TH FL.	35722110777									
ATLANTIC SECURITIES LTD				a	a					
37, ΠΡΟΔΡΟΜΟΥ 37	0035722445400									
AXON SECURITIES S.A.				a			a			
48, ΣΤΑΔΙΟΥ 48 ΑΘΗΝΑ	2103363800									
BETA SECURITIES S.A.				a		a	a			a
29, ΑΛΕΞΑΝΔΡΑΣ 29 ΑΘΗΝΑ	210 6478900									
BNP PARIBAS S.A.									a	
, ΛΑΜΨΑΚΟΥ 2 ΑΘΗΝΑ	2107468525									
BOFA SECURITIES EUROPE SA				a	a					
, 51 RUE LA BOËTIE	+33 153655555									
CITIGROUP GLOBAL MARKETS EUROPE AG				a	a					
16, REUTERWEG 16	+49 691366-0									
CITIGROUP GLOBAL MARKETS LIMITED				a						
1, 33 CANADA SQUARE -CANARY WHARF	+44 02079864000									
CREDIT SUISSE BANK (EUROPE), S.A.				a						
, CALLE AYALA 42, 3A PLANTA-B MADRID	+34917916000									
CREDIT SUISSE SECURITIES (EUROPE) LIMITED				a						
1, ONE CABOT SQUARE LONDON	+44 2078888888									
CYCLOS SECURITIES S.A.				a			a			
39, ΧΑΡΙΛΑΟΥ ΤΡΙΚΟΥΠΗ 6-8-10 ΑΘΗΝΑ	2103364300									
DEUTSCHE BANK S.A.					a					
1, GREAT WINCHESTER STREET LONDON	+44 20 754 54209	00441133361437								
EUROBANK EQUITIES INVESTMENT FIRM SINGLE MEMBER SA				a		a	a	a		a
, ΦΙΛΕΛΛΗΝΩΝ 10 & ΞΕΝΟΦΩΝΤΟΣ 13 ΑΘΗΝΑ	2103720425									
EUROBANK S.A.									a	
, ΟΘΩΝΟΣ 8 ΑΘΗΝΑ	2144043907									
EUROCORP INVESTMENT SERVICES S.A.				a			a			a
14, ΠΛ.ΦΙΛΙΚΗΣ ΕΤΑΙΡΕΙΑΣ 14 ΑΘΗΝΑ	2107263600									
EUROTRUST INVESTMENT FIRM SA				a						
113, ΣΕΒΑΣΤΟΥΠΟΛΕΩΣ 113 ΑΘΗΝΑ	2103363100									
EUROXX SECURITIES S.A.				a		a	a	a		a
7, ΠΑΛΕΟΛΟΓΟΥ ΧΑΛΑΝΔΡΙ	+30 2106879400	210-6879401								
7, ΠΑΛΑΙΟΛΟΓΟΥ ΧΑΛΑΝΔΡΙ	(210)-6879400	(210)-6879401								
FREEDOM FINANCE EUROPE LTD				a	a					
, ΧΡΙΣΤΑΚΗ ΚΡΑΝΟΥ 20	035725257786									
G. A. PERVANAS SECURITIES- INVESTMENT SERVICES S.A.				a						
7-9, ΣΟΦΟΚΛΕΟΥΣ 7-9 ΑΘΗΝΑ	2103727200									
GLOBAL CAPITAL SECURITIES & FINANCIAL SERVICES LTD				a	a					
50, ΛΑΡΧΙΕΠΙΣΚΟΠΟΥ ΜΑΚΑΡΙΟΥ Γ50	0035722710710									
GREENPOST TRADING EUROPE LTD				a	a					
, ΚΙΜΩΝΟΣ 3, ACROPOLIS MANSIONS, 2ND FLOOR, FLAT/OFFICE 202	035722521389									
HELLENIC AMERICAN SECURITIES S.A.				a		a	a			a
27, ΑΝΔΡΕΑ ΠΑΠΑΝΔΡΕΟΥ 27 ΜΑΡΟΥΣΙ	2103311100									
HELLENIC BANK (INVESTMENTS) LTD					a					
, ΑΥΞ.ΚΥΡΙΑΚΟΥ ΜΑΤΣΙ 31 - PO BOX 24747 NICOSIA	+357 22500100	357 22500110								
HSBC CONTINENTAL EUROPE									a	
109-111, Α.ΜΕΣΟΓΕΙΩΝ 109-111	2106960000									
INDEX SECURITIES S.A.				a						
6, ΔΡΑΓΑΤΣΑΝΙΟΥ 6 ΑΘΗΝΑ	2103213920									
J. CHR. MAVRIKIS SECURITIES S.A.				a						
5, ΣΟΦΟΚΛΕΟΥΣ 5 ΑΘΗΝΑ	2103216730									



## Athex &amp; ATHEXClear Members List

Member Name				Stock Market			Derivatives Market		ATHEXClear Member	
	Address	Phone	Fax	Market Member	Remote Member	Market Maker	Proprietary	Market Maker	General Clearing	Direct Clearing
KAPPA SECURITIES S.A.				a			a			
15, ΒΑΛΑΩΡΙΤΟΥ 15 ΑΘΗΝΑ	2103678600									
KARAMANOF SECURITIES & INVESTMENT SERVICES S.A.				a						
2, ΠΛ.ΑΓ.ΘΕΟΔΩΡΩΝ 2 ΑΘΗΝΑ	2103212947									
LAIKI FINANCIAL SERVICES LTD					a					
26, AVE. VYRONOS NICOSIA	357 22367367	357 22718567								
LEON DEPOLAS SECURITIES S.A.				a		a	a			
1, ΧΡΗΣΤΟΥ ΛΑΔΑ 1 ΑΘΗΝΑ	2103213276 -28									
MEGA EQUITY SECURITIES & FINANCIAL SERVICES PUBLIC LTD				a	a		a			
42-44, ΛΕΩΦ.ΓΡΙΒΑ ΔΙΓΕΝΗ 42-44	0035722711711									
MERIT SECURITIES S.A				a		a	a			a
5, ΣΟΦΟΚΛΕΟΥΣ 5 ΑΘΗΝΑ	2141008814									
MERRILL LYNCH INTERNATIONAL				a						
2, 2 KING EDWARD STREET LONDON	+44 20276281000									
N. CHRYSOCHOIDIS STOCK BROKERAGE I.S.S.A.				a			a			a
7-9, ΣΟΦΟΚΛΕΟΥΣ 7-9 ΑΘΗΝΑ	2103213913									
NATIONAL BANK OF GREECE S.A.				a		a	a		a	
86, ΑΙΟΛΟΥ ΣΤΡ. ΑΘΗΝΑ	(210)-3341000	(210)-3228187								
68, ΑΚΑΔΙΜΙΑΣ ΣΤΡ. ΑΘΗΝΑ	(210)-3328817	(210)-3328678								
NATIONAL SECURITIES SINGLE MEMBER SA				a		a	a	a		
66, ΛΕΩΦΟΡΟΣ ΑΘΗΝΩΝ 128-132 & ΙΦΙΓΕΝΙΑΣ ΑΘΗΝΑ	2103328784									
NUNTIUS BROKERAGE AND INVESTMENT SERVICES SINGLE MEMBER S.A.				a			a			
6, ΔΡΑΓΑΤΣΑΝΙΟΥ 6 ΑΘΗΝΑ	2103350599									
ONE PLUS CAPITAL LIMITED				a	a					
, 75 PRODROMOU AVENUE NICOSIA 1307	35722873760									
OPTIMA BANK S.A.				a		a	a	a	a	
, ΑΙΓΙΑΛΕΙΑΣ 32 & ΠΑΡΑΔΕΙΣΟΥ ΜΑΡΟΥΣΙ	210 8173000									
PANCRETA BANK S.A									a	
, ΙΚΑΡΟΥ 5	2810338746									
PANTELAKIS SECURITIES S.A.				a		a	a	a		
57, ΕΘΝΙΚΗΣ ΑΝΤΙΣΤΑΣΕΩΣ 57, ΚΤΙΠΙΟ Β CHALANDRI	2106965000								a	
PIRAEUS BANK S.A.				a			a			
, ΑΜΕΡΙΚΗΣ 4 ΑΘΗΝΑ	2103335000									
PIRAEUS SECURITIES S. A.				a		a	a	a		a
10, ΣΤΑΔΙΟΥ 10 ΑΘΗΝΑ	2103354100									
PROCHOICE SECURITIES LTD				a	a					
57, ΛΕΩΦ.ΣΠΥΡΟΥ ΚΥΠΡΙΑΝΟΥ 57, ΑΚΙΝΗΤΑ Φ	035724661192									
SHARELINK SECURITIES & FINANCIAL SERVICES LTD				a			a			
6, HOUSE-ΘΕΟΤΟΚΗ 6 ΜΕΓΑΡΟ ΕΛΜΗΝΑ	+357 22554200									
SOCIETE GENERALE S.A.				a	a		a			
, 17 COURS VALMY, CEDEX	+157290504									
SOLIDUS SECURITIES S.A				a			a			a
64, ΛΟΥΙΖΗΣ ΠΙΑΝΚΟΥΡ 64 ΑΘΗΝΑ	2106900605									
ST. EM. LAVRENTAKIS SECURITIES S.A.				a						
7-9, ΣΟΦΟΚΛΕΟΥΣ 7-9 ΑΘΗΝΑ	2103213336									
THE CYPRUS INVESTMENT & SECURITIES CORPORATION LTD				a	a					
154, 1 AG. PROKOPIOU & POSIDONOS 1ST FLOOR	0035722121700									
UBS EUROPE SE				a	a					
, OPERNTURM, BOCKENHEIMER LANDSTRASSE 2-4	496921790									
UBS LIMITED					a					
1, FINSBURY AVENUE LONDON	+44 2075687135									
VIGOR FINANCE INVESTMENT SERVICES S.A.				a		a	a	a		
, ΨΥΧΑΡΗ 14 Ν. ΨΥΧΙΚΟ	2106718400									

Underlying Asset				Derivatives Market													
Price max	Price min	Closing price	change	Delivery Month	Open price	Price max	Price min	Last price	Closing price	Last Bid	Last Ask	Fixing price*	Life high	Life low	Trades	Volume	Open Interest
<b>FTSE/Athex Large Cap</b>				(Trade Unit: 1 Index Point x 2E, Cash Settlement)													
3,777.55	3,662.62	3,670.02	-2.85%	February 2025	3,715.25	3,731.75	3,662.50	3,667.25	3,667.25	---	---	---	3,802.00	---	392	1,712	5,090
				March 2025	3,723.75	3,727.50	3,665.00	3,667.00	3,667.00	---	---	---	3,802.00	---	69	100	268
				April 2025	---	---	---	---	3,793.50	---	---	---	---	---	---	---	---
				June 2025	---	---	---	---	3,807.00	---	---	---	---	---	---	---	---
				September 2025	---	---	---	---	3,826.00	---	---	---	---	---	---	---	---
				December 2025	---	---	---	---	3,845.25	---	---	---	---	---	---	---	---
<b>FTSE/Athex Banks</b>				(Trade Unit: 1 Index Point x 15E, Cash Settlement)													
1,414.48	1,350.72	1,357.68	-4.02%	March 2025	1,404.25	1,404.25	1,404.25	1,404.25	1,404.25	---	---	---	1,443.50	---	1	5	1,297
				June 2025	---	---	---	---	1,425.50	---	---	---	---	---	---	---	---
				September 2025	---	---	---	---	1,432.75	---	---	---	---	---	---	---	---
				December 2025	---	---	---	---	1,439.75	---	---	---	---	---	---	---	---
<b>MSCI GREECE REBASED</b>				(Trade Unit: 1 Index Point x 2E, Cash Settlement)													
5,972.83	5,748.44	5,772.33	-3.36%	February 2025	---	---	---	---	5,968.00	---	---	---	5,986.25	---	---	---	---
				March 2025	---	---	---	---	5,969.50	---	---	---	5,989.25	---	---	---	---
				April 2025	---	---	---	---	5,971.00	---	---	---	5,989.25	---	---	---	---
				May 2025	---	---	---	---	5,971.00	---	---	---	5,989.25	---	---	---	---
				June 2025	---	---	---	---	6,019.25	---	---	---	---	---	---	---	---
				July 2025	---	---	---	---	6,028.50	---	---	---	---	---	---	---	---
				September 2025	---	---	---	---	6,049.50	---	---	---	---	---	---	---	---
				December 2025	---	---	---	---	6,079.75	---	---	---	---	---	---	---	---

Derivatives notes

Fixing prices and final open positions can be retrieved from the following path <http://www.helex.gr/el/web/guest/statistics-end-of-day-derivatives>

Underlying Asset				Derivatives Market													
Price max	Price min	Closing price	change	Delivery Month	Open price	Price max	Price min	Last price	Closing price	Last Bid	Last Ask	Fixing price*	Life high	Life low	Trades	Volume	Open Interest
<b>ADMIE (IPTO) HOLDING S.A. (CR)</b>																	
(Contract Size: 100 Securities, Physical Delivery)																	
2.645	2.57	2.615	-2.43%	March 2025	2.67	2.67	2.60	2.61	2.61	---	---	---	2.85	---	75	1,245	21,524
---	---	---	---	June 2025	---	---	---	---	2.70	---	---	---	---	---	---	---	---
---	---	---	---	September 2025	---	---	---	---	2.71	---	---	---	---	---	---	---	---
---	---	---	---	December 2025	---	---	---	---	2.73	---	---	---	---	---	---	---	---
<b>AEGEAN AIRLINES (CR)</b>																	
(Contract Size: 100 Securities, Physical Delivery)																	
10.64	10.3	10.36	-4.69%	March 2025	10.57	10.57	10.39	10.39	10.39	---	---	---	11.15	---	72	345	4,149
---	---	---	---	June 2025	---	---	---	---	10.95	---	---	---	---	---	---	---	---
---	---	---	---	September 2025	---	---	---	---	11.01	---	---	---	---	---	---	---	---
---	---	---	---	December 2025	---	---	---	---	11.06	---	---	---	---	---	---	---	---
<b>AKTOR S.A. HOLDING CO. (CR)</b>																	
(Contract Size: 101 Securities, Physical Delivery)																	
5.06	4.955	5.03	-2.33%	March 2025	5.05	5.05	4.99	4.99	4.99	---	---	---	5.28	4.70	40	293	7,471
---	---	---	---	June 2025	---	---	---	---	5.26	---	---	---	5.30	---	---	---	3,000
---	---	---	---	September 2025	---	---	---	---	5.22	---	---	---	---	---	---	---	---
---	---	---	---	December 2025	---	---	---	---	5.24	---	---	---	---	---	---	---	---
<b>ALPHA SERVICES HOLD (CR)</b>																	
(Contract Size: 100 Securities, Physical Delivery)																	
1.746	1.693	1.693	-5.10%	March 2025	1.75	1.75	1.68	1.69	1.69	---	---	---	1.83	---	758	28,616	155,974
---	---	---	---	June 2025	1.72	1.72	1.72	1.72	1.72	---	---	---	1.75	---	1	100	---
---	---	---	---	September 2025	---	---	---	---	1.81	---	---	---	---	---	---	---	---
---	---	---	---	December 2025	---	---	---	---	1.82	---	---	---	---	---	---	---	---
<b>ATHENS INTL AIRPORT (CR)</b>																	
(Contract Size: 100 Securities, Physical Delivery)																	
8.49	8.32	8.342	-2.66%	March 2025	8.58	8.58	8.44	8.44	8.44	---	---	---	8.62	---	2	14	277
---	---	---	---	June 2025	---	---	---	---	8.64	---	---	---	---	---	---	---	---
---	---	---	---	September 2025	---	---	---	---	8.68	---	---	---	---	---	---	---	---
---	---	---	---	December 2025	---	---	---	---	8.72	---	---	---	---	---	---	---	---
<b>AUTOHELLAS SA (CR)</b>																	
(Contract Size: 100 Securities, Physical Delivery)																	
10.94	10.6	10.6	-3.11%	March 2025	---	---	---	---	10.64	---	---	---	11.32	---	---	---	113
---	---	---	---	June 2025	---	---	---	---	11.03	---	---	---	---	---	---	---	---
---	---	---	---	September 2025	---	---	---	---	11.08	---	---	---	---	---	---	---	---
---	---	---	---	December 2025	---	---	---	---	11.14	---	---	---	---	---	---	---	---
<b>AVAX S.A. (CR)</b>																	
(Contract Size: 100 Securities, Physical Delivery)																	
1.88	1.812	1.83	-5.18%	March 2025	1.92	1.92	1.83	1.84	1.84	---	---	---	2.02	---	18	73	1,335
---	---	---	---	June 2025	---	---	---	---	1.95	---	---	---	---	---	---	---	---
---	---	---	---	September 2025	---	---	---	---	1.95	---	---	---	---	---	---	---	---
---	---	---	---	December 2025	---	---	---	---	1.96	---	---	---	---	---	---	---	---

Derivatives notes

Fixing prices and final open positions can be retrieved from the following path <http://www.helex.gr/el/web/guest/statistics-end-of-day-derivatives>

Underlying Asset				Derivatives Market													
Price max	Price min	Closing price	change	Delivery Month	Open price	Price max	Price min	Last price	Closing price	Last Bid	Last Ask	Fixing price*	Life high	Life low	Trades	Volume	Open Interest
<b>BANK OF CYPRUS (CR)</b>				(Contract Size: 100 Securities, Physical Delivery)													
5	4.89	4.91	-3.35%	March 2025	---	---	---	---	5.10	---	---	---	5.13	---	---	---	39
				June 2025	---	---	---	---	5.12	---	---	---	---	---	---	---	---
				September 2025	---	---	---	---	5.15	---	---	---	---	---	---	---	---
				December 2025	---	---	---	---	5.17	---	---	---	---	---	---	---	---
<b>CC HBC AG (CR)</b>				(Contract Size: 100 Securities, Physical Delivery)													
34	33.54	34	1.80%	March 2025	33.79	33.79	33.58	33.71	33.71	---	---	---	34.50	---	6	27	110
				June 2025	---	---	---	---	33.66	---	---	---	---	---	---	---	---
				September 2025	---	---	---	---	33.83	---	---	---	---	---	---	---	---
				December 2025	---	---	---	---	34.00	---	---	---	---	---	---	---	---
<b>CENERGY HOLDINGS (CB)</b>				(Contract Size: 100 Securities, Physical Delivery)													
9.4	9.14	9.16	-3.68%	March 2025	9.38	9.40	9.17	9.17	9.17	---	---	---	10.05	---	50	301	6,112
				June 2025	---	---	---	---	9.58	---	---	---	---	---	---	---	---
				September 2025	---	---	---	---	9.63	---	---	---	---	---	---	---	---
				December 2025	---	---	---	---	9.68	---	---	---	---	---	---	---	---
<b>ELLAKTOR (CR)</b>				(Contract Size: 100 Securities, Physical Delivery)													
2.23	2.17	2.17	-3.13%	March 2025	2.24	2.24	2.17	2.19	2.19	---	---	---	2.37	---	50	437	2,798
				June 2025	---	---	---	---	2.26	---	---	---	---	---	---	---	---
				September 2025	---	---	---	---	2.27	---	---	---	---	---	---	---	---
				December 2025	---	---	---	---	2.28	---	---	---	---	---	---	---	---
<b>ELVALHALCOR (CR)</b>				(Contract Size: 100 Securities, Physical Delivery)													
2.095	1.964	1.976	-5.68%	March 2025	2.04	2.05	1.96	1.96	1.96	---	---	---	2.28	---	160	1,752	8,239
				June 2025	---	---	---	---	2.11	---	---	---	---	---	---	---	---
				September 2025	---	---	---	---	2.12	---	---	---	---	---	---	---	---
				December 2025	---	---	---	---	2.13	---	---	---	---	---	---	---	---
<b>EUROBANK HOLDINGS (CR)</b>				(Contract Size: 100 Securities, Physical Delivery)													
2.387	2.288	2.319	-4.29%	March 2025	2.38	2.38	2.29	2.31	2.31	---	---	---	2.50	---	158	5,806	17,097
				June 2025	---	---	---	---	2.42	---	---	---	2.36	---	---	---	1
				September 2025	---	---	---	---	2.45	---	---	---	---	---	---	---	---
				December 2025	---	---	---	---	2.47	---	---	---	---	---	---	---	---
<b>EYDAP S.A. (CR)</b>				(Contract Size: 100 Securities, Physical Delivery)													
6.1	5.92	5.94	-2.62%	March 2025	5.98	5.98	5.98	5.98	5.98	---	---	---	6.04	---	1	1	4,148
				June 2025	---	---	---	---	6.15	---	---	---	---	---	---	---	---
				September 2025	---	---	---	---	6.18	---	---	---	---	---	---	---	---
				December 2025	---	---	---	---	6.21	---	---	---	---	---	---	---	---

Derivatives notes

Fixing prices and final open positions can be retrieved from the following path <http://www.helex.gr/el/web/guest/statistics-end-of-day-derivatives>

Underlying Asset				Derivatives Market													
Price max	Price min	Closing price	change	Delivery Month	Open price	Price max	Price min	Last price	Closing price	Last Bid	Last Ask	Fixing price*	Life high	Life low	Trades	Volume	Open Interest
<b>FOURLIS (CR)</b>				(Contract Size: 100 Securities, Physical Delivery)													
4.04	3.94	4.015	-2.19%	March 2025	4.01	4.01	3.95	3.98	3.98	---	---	---	4.22	---	21	143	1,203
				June 2025	---	---	---	---	4.14	---	---	---	---	---	---	---	---
				September 2025	---	---	---	---	4.16	---	---	---	---	---	---	---	---
				December 2025	---	---	---	---	4.18	---	---	---	---	---	---	---	---
<b>GEK TERNA (CR)</b>				(Contract Size: 100 Securities, Physical Delivery)													
18.48	18.16	18.2	-2.57%	March 2025	18.48	18.48	18.21	18.30	18.30	---	---	---	19.10	---	47	409	12,799
				June 2025	---	---	---	---	18.83	---	---	---	---	---	---	---	---
				September 2025	---	---	---	---	18.92	---	---	---	---	---	---	---	---
				December 2025	---	---	---	---	19.01	---	---	---	---	---	---	---	---
<b>HELLENIC EXCHANGES-A.S.E. (CR)</b>				(Contract Size: 100 Securities, Physical Delivery)													
4.87	4.7	4.725	-4.83%	March 2025	4.90	4.90	4.74	4.74	4.74	---	---	---	5.03	---	55	273	3,409
				June 2025	---	---	---	---	5.00	---	---	---	---	---	---	---	---
				September 2025	---	---	---	---	5.03	---	---	---	---	---	---	---	---
				December 2025	---	---	---	---	5.05	---	---	---	---	---	---	---	---
<b>HELLENIQ ENERGY (CR)</b>				(Contract Size: 100 Securities, Physical Delivery)													
7.42	7.32	7.4	-1.20%	March 2025	7.38	7.41	7.35	7.35	7.35	---	---	---	7.65	---	28	241	5,469
				June 2025	---	---	---	---	7.55	---	---	---	---	---	---	---	---
				September 2025	---	---	---	---	7.59	---	---	---	---	---	---	---	---
				December 2025	---	---	---	---	7.62	---	---	---	---	---	---	---	---
<b>INTRACOM HOLDINGS (CR)</b>				(Contract Size: 100 Securities, Physical Delivery)													
3.075	2.9	2.92	-6.11%	March 2025	3.10	3.10	2.91	2.95	2.95	---	---	---	3.36	---	193	1,160	12,288
				June 2025	2.98	2.98	2.98	2.98	2.98	---	---	---	2.98	---	2	31	---
				September 2025	---	---	---	---	3.15	---	---	---	---	---	---	---	---
				December 2025	---	---	---	---	3.17	---	---	---	---	---	---	---	---
<b>JUMBO SA (CR)</b>				(Contract Size: 100 Securities, Physical Delivery)													
26	25.24	25.54	-2.52%	March 2025	25.67	25.71	25.30	25.30	25.30	---	---	---	26.60	---	15	35	554
				June 2025	---	---	---	---	26.40	---	---	---	---	---	---	---	---
				September 2025	---	---	---	---	26.54	---	---	---	---	---	---	---	---
				December 2025	---	---	---	---	26.67	---	---	---	---	---	---	---	---
<b>LAMDA DEVELOPMENT SA (CR)</b>				(Contract Size: 100 Securities, Physical Delivery)													
6.93	6.7	6.7	-3.74%	March 2025	6.89	6.93	6.70	6.70	6.70	---	---	---	7.57	---	62	242	7,438
				June 2025	---	---	---	---	7.01	---	---	---	---	---	---	---	---
				September 2025	---	---	---	---	7.05	---	---	---	---	---	---	---	---
				December 2025	---	---	---	---	7.08	---	---	---	---	---	---	---	---

Derivatives notes

Fixing prices and final open positions can be retrieved from the following path <http://www.helex.gr/el/web/guest/statistics-end-of-day-derivatives>

Underlying Asset				Derivatives Market													
Price max	Price min	Closing price	change	Delivery Month	Open price	Price max	Price min	Last price	Closing price	Last Bid	Last Ask	Fixing price*	Life high	Life low	Trades	Volume	Open Interest
<b>METLEN ENERGY &amp; METALS (CR)</b>				(Contract Size: 100 Securities, Physical Delivery)													
34.2	33.3	33.4	-3.91%	March 2025	34.45	34.45	33.41	33.50	33.50	---	---	---	35.24	---	220	840	7,913
				June 2025	---	---	---	---	35.03	---	---	---	---	---	---	---	---
				September 2025	---	---	---	---	35.21	---	---	---	---	---	---	---	---
				December 2025	---	---	---	---	35.38	---	---	---	---	---	---	---	---
<b>MIG (CR)</b>				(Contract Size: 100 Securities, Physical Delivery)													
2.88	2.79	2.815	-2.76%	March 2025	2.80	2.80	2.80	2.80	2.80	---	---	---	3.07	---	2	6	199
				June 2025	---	---	---	---	2.92	---	---	---	---	---	---	---	---
				September 2025	---	---	---	---	2.93	---	---	---	---	---	---	---	---
				December 2025	---	---	---	---	2.95	---	---	---	---	---	---	---	---
<b>MOTOR OIL (CR)</b>				(Contract Size: 100 Securities, Physical Delivery)													
21.18	20.54	20.54	-3.84%	March 2025	21.21	21.21	20.57	20.79	20.79	---	---	---	21.92	---	125	394	7,172
				June 2025	---	---	---	---	21.53	---	---	---	---	---	---	---	---
				September 2025	---	---	---	---	21.63	---	---	---	---	---	---	---	---
				December 2025	---	---	---	---	21.74	---	---	---	---	---	---	---	---
<b>NATIONAL BANK (CR)</b>				(Contract Size: 100 Securities, Physical Delivery)													
8.332	8.076	8.148	-2.77%	March 2025	8.26	8.34	8.12	8.14	8.14	---	---	---	8.62	---	359	3,910	16,248
				June 2025	8.72	8.84	8.72	8.84	8.84	---	---	---	8.84	---	6	50	---
				September 2025	---	---	---	---	8.49	---	---	---	---	---	---	---	---
				December 2025	---	---	---	---	8.53	---	---	---	---	---	---	---	---
<b>OPAP (CR)</b>				(Contract Size: 100 Securities, Physical Delivery)													
16.49	16.22	16.38	-1.09%	March 2025	16.32	16.50	16.30	16.36	16.36	---	---	---	16.88	---	22	96	1,122
				June 2025	---	---	---	---	16.69	---	---	---	---	---	---	---	---
				September 2025	---	---	---	---	16.77	---	---	---	---	---	---	---	---
				December 2025	---	---	---	---	16.86	---	---	---	---	---	---	---	---
<b>OPTIMA BANK (CR)</b>				(Contract Size: 100 Securities, Physical Delivery)													
13.34	13.02	13.2	-1.49%	March 2025	13.15	13.15	13.04	13.04	13.04	---	---	---	13.42	---	3	5	64
				June 2025	---	---	---	---	13.50	---	---	---	---	---	---	---	---
				September 2025	---	---	---	---	13.57	---	---	---	---	---	---	---	---
				December 2025	---	---	---	---	13.64	---	---	---	---	---	---	---	---
<b>OTE (CR)</b>				(Contract Size: 100 Securities, Physical Delivery)													
14.57	14.44	14.54	-0.41%	March 2025	14.61	14.61	14.49	14.55	14.55	---	---	---	15.20	---	39	297	3,214
				June 2025	---	---	---	---	14.71	---	---	---	---	---	---	---	---
				September 2025	---	---	---	---	14.79	---	---	---	---	---	---	---	---
				December 2025	---	---	---	---	14.86	---	---	---	---	---	---	---	---

Derivatives notes

Fixing prices and final open positions can be retrieved from the following path <http://www.helex.gr/el/web/guest/statistics-end-of-day-derivatives>

Underlying Asset				Derivatives Market													
Price max	Price min	Closing price	change	Delivery Month	Open price	Price max	Price min	Last price	Closing price	Last Bid	Last Ask	Fixing price*	Life high	Life low	Trades	Volume	Open Interest
<b>P.P.A. S.A. (CR)</b>				(Contract Size: 100 Securities, Physical Delivery)													
29.95	29.4	29.5	-1.34%	March 2025	---	---	---	---	29.27	---	---	---	30.44	---	---	---	133
				June 2025	---	---	---	---	30.13	---	---	---	---	---	---	---	---
				September 2025	---	---	---	---	30.28	---	---	---	---	---	---	---	---
				December 2025	---	---	---	---	30.43	---	---	---	---	---	---	---	---
<b>PIRAEUS FINANCIAL HOLD (CR)</b>				(Contract Size: 100 Securities, Physical Delivery)													
4.303	4.121	4.155	-5.16%	March 2025	4.34	4.34	4.13	4.17	4.17	---	---	---	4.54	---	676	16,539	67,540
				June 2025	---	---	---	---	4.38	---	---	---	4.20	---	---	---	---
				September 2025	---	---	---	---	4.44	---	---	---	---	---	---	---	---
				December 2025	---	---	---	---	4.46	---	---	---	---	---	---	---	---
<b>PPC (CR)</b>				(Contract Size: 100 Securities, Physical Delivery)													
12.98	12.77	12.86	-2.50%	March 2025	13.06	13.06	12.81	12.89	12.89	---	---	---	13.50	---	314	2,051	24,762
				June 2025	13.16	13.16	13.16	13.16	13.16	---	---	---	13.60	---	1	20	11
				September 2025	---	---	---	---	13.36	---	---	---	---	---	---	---	---
				December 2025	---	---	---	---	13.43	---	---	---	---	---	---	---	---
<b>QUEST HOLDINGS (CR)</b>				(Contract Size: 100 Securities, Physical Delivery)													
6.21	6.01	6.03	-4.59%	March 2025	6.23	6.23	6.08	6.08	6.08	---	---	---	6.32	---	6	24	183
				June 2025	---	---	---	---	6.37	---	---	---	---	---	---	---	---
				September 2025	---	---	---	---	6.40	---	---	---	---	---	---	---	---
				December 2025	---	---	---	---	6.43	---	---	---	---	---	---	---	---
<b>TERNA ENERGY (CR)</b>				(Contract Size: 100 Securities, Physical Delivery)													
20.02	20	20	0.00%	March 2025	---	---	---	---	19.93	---	---	---	20.13	---	---	---	26
<b>TITAN CEMENT (CB)</b>				(Contract Size: 100 Securities, Physical Delivery)													
45.3	43	43	-5.91%	March 2025	44.52	44.64	43.00	43.15	43.15	---	---	---	45.37	---	50	107	518
				June 2025	---	---	---	---	46.06	---	---	---	---	---	---	---	---
				September 2025	---	---	---	---	46.29	---	---	---	---	---	---	---	---
				December 2025	---	---	---	---	46.52	---	---	---	---	---	---	---	---
<b>VIOHALCO SA/NV (CB)</b>				(Contract Size: 100 Securities, Physical Delivery)													
5.88	5.6	5.6	-6.82%	March 2025	5.88	5.90	5.60	5.63	5.63	---	---	---	6.13	---	163	819	5,717
				June 2025	5.70	5.70	5.70	5.70	5.70	---	---	---	5.96	---	1	5	5
				September 2025	---	---	---	---	6.09	---	---	---	---	---	---	---	---
				December 2025	---	---	---	---	6.12	---	---	---	---	---	---	---	---

Derivatives notes

Fixing prices and final open positions can be retrieved from the following path <http://www.helex.gr/el/web/guest/statistics-end-of-day-derivatives>

FTSE/Athex Large Cap

(Trade Unit: 1 Index Point x 2€ - Exercise Style: European, Cash Settlement)

Call Options														Put Options																					
February 2025							March 2025							Other Months		February 2025							March 2025							Other Months		Exercise Price			
Open price	Price max	Price min	Last price	Closing price	Volume	Open Interest	Open price	Price max	Price min	Last price	Closing price	Volume	Open Interest	Volume	Open Interest	Open price	Price max	Price min	Last price	Closing price	Volume	Open Interest	Open price	Price max	Price min	Last price	Closing price	Volume	Open Interest	Volume	Open Interest				
3,000	-	-	-	-	-	-	0.00	0.00	0.00	-	780.00	-	-	-	-	0.00	0.00	0.00	-	0.02	-	-	0.00	0.00	0.00	-	0.02	-	-	-	-	3,000			
3,050	0.00	0.00	0.00	-	731.00	-	0.00	0.00	0.00	-	731.00	-	-	0.00	0.00	0.00	0.00	-	0.01	-	-	0.00	0.00	0.00	-	0.05	-	-	-	-	3,050				
3,100	0.00	0.00	0.00	-	681.00	-	0.00	0.00	0.00	-	681.00	-	-	0.00	0.00	0.00	-	0.01	-	-	0.00	0.00	0.00	-	0.11	-	-	-	-	-	3,100				
3,150	0.00	0.00	0.00	-	631.00	-	0.00	0.00	0.00	-	631.00	-	-	0.00	0.00	0.00	-	0.01	-	-	0.00	0.00	0.00	-	0.25	-	-	-	-	-	3,150				
3,200	0.00	0.00	0.00	-	581.00	-	0.00	0.00	0.00	-	581.00	-	-	0.00	0.00	0.00	-	0.01	-	-	0.00	0.00	0.00	-	0.53	-	-	-	-	-	3,200				
3,250	0.00	0.00	0.00	-	531.00	-	0.00	0.00	0.00	-	532.00	-	-	0.00	0.00	0.00	-	0.01	-	-	0.00	0.00	0.00	-	1.10	-	-	-	-	-	3,250				
3,300	0.00	0.00	0.00	-	481.00	-	0.00	0.00	0.00	-	483.00	-	-	0.00	0.00	0.00	-	0.04	-	-	0.00	0.00	0.00	-	2.00	-	-	-	-	-	3,300				
3,350	0.00	0.00	0.00	-	432.00	-	0.00	0.00	0.00	-	435.00	-	-	0.00	0.00	0.00	-	0.13	-	-	0.00	0.00	0.00	-	3.50	-	-	-	-	-	3,350				
3,400	0.00	0.00	0.00	-	382.00	-	0.00	0.00	0.00	-	388.00	-	-	0.00	0.00	0.00	-	0.39	-	-	0.00	0.00	0.00	-	6.10	-	-	-	-	-	3,400				
3,450	0.00	0.00	0.00	-	333.00	-	20	0.00	0.00	0.00	-	341.00	-	-	0.00	0.00	0.00	-	1.00	-	15	0.00	0.00	0.00	-	9.90	-	-	-	-	3,450				
3,500	0.00	0.00	0.00	-	284.00	-	40	0.00	0.00	0.00	-	297.00	-	-	0.00	0.00	0.00	-	2.50	-	-	0.00	0.00	0.00	-	15.50	-	-	-	-	3,500				
3,550	0.00	0.00	0.00	-	237.00	-	141	0.00	0.00	0.00	-	255.00	-	-	0.00	0.00	0.00	-	5.30	-	1	0.00	0.00	0.00	-	23.50	-	-	-	-	3,550				
3,600	0.00	0.00	0.00	-	192.00	-	20	0.00	0.00	0.00	-	216.00	-	-	0.00	0.00	0.00	-	10.50	-	51	0.00	0.00	0.00	-	34.00	-	-	-	-	3,600				
3,650	0.00	0.00	0.00	-	151.00	-	62	131.00	131.00	131.00	131.00	131.00	1	20	57.00	0.00	57.00	57.00	57.00	57.00	5	80	0.00	0.00	0.00	-	47.75	-	-	-	-	3,650			
3,700	0.00	0.00	0.00	-	114.00	-	35	0.00	0.00	0.00	-	147.00	-	21	61.50	0.00	61.50	61.50	61.50	61.50	20	44	0.00	0.00	0.00	-	65.00	-	41	-	-	3,700			
3,750	0.00	0.00	0.00	-	83.00	-	20	0.00	0.00	0.00	-	119.00	-	-	0.00	0.00	0.00	-	51.00	-	53	0.00	0.00	0.00	-	86.50	-	-	-	-	3,750				
3,800	27.75	27.75	24.50	24.50	24.50	40	52	0.00	0.00	0.00	-	94.00	-	20	0.00	27.75	0.00	-	75.50	-	-	0.00	0.00	0.00	-	111.00	-	40	-	-	3,800				
3,850	0.00	0.00	0.00	-	38.00	-	40	0.00	0.00	0.00	-	73.00	-	-	0.00	0.00	0.00	-	106.00	-	-	0.00	0.00	0.00	-	140.00	-	-	-	-	3,850				
3,900	0.00	0.00	0.00	-	24.00	-	-	0.00	0.00	0.00	-	55.50	-	22	0.00	0.00	0.00	-	142.00	-	-	0.00	0.00	0.00	-	173.00	-	-	-	-	3,900				
3,950	0.00	0.00	0.00	-	14.25	-	-	0.00	0.00	0.00	-	41.50	-	-	0.00	0.00	0.00	-	182.00	-	-	0.00	0.00	0.00	-	209.00	-	-	-	-	3,950				
4,000	0.00	0.00	0.00	-	8.10	-	-	0.00	0.00	0.00	-	30.50	-	-	0.00	0.00	0.00	-	226.00	-	-	0.00	0.00	0.00	-	247.00	-	-	-	-	4,000				
4,100	0.00	0.00	0.00	-	2.20	-	-	0.00	0.00	0.00	-	15.25	-	-	0.00	0.00	0.00	-	320.00	-	-	0.00	0.00	0.00	-	332.00	-	-	-	-	4,100				
Totals:						40	430							1	83	0	0							25	244							0	81	0	0
Number of Trades:						2							1							2							0							0	



ALPHA SERVICES HOLD (CR)

(Contract Size: 100 Securities, Exercise Style: American, Physical Delivery)

Call Options														Put Options																							
February 2025							March 2025							Other Months		February 2025							March 2025							Other Months		Exercise Price					
Open price	Price max	Price min	Last price	Closing price	Volume	Open Interest	Open price	Price max	Price min	Last price	Closing price	Volume	Open Interest	Volume	Open Interest	Open price	Price max	Price min	Last price	Closing price	Volume	Open Interest	Open price	Price max	Price min	Last price	Closing price	Volume	Open Interest	Volume	Open Interest						
0.950					-	-	0.000	0.000	0.000		0.833	-	-			0.000	0.000	0.000		0.001	-	-	0.000	0.000	0.000		0.001	-	-			0.010					
1.000	0.000	0.000	0.000	0.781	-	-	0.000	0.000	0.000		0.783	-	-			0.000	0.000	0.000		0.001	-	-	0.000	0.000	0.000		0.001	-	-			0.010					
1.100	0.000	0.000	0.000	0.681	-	-	0.000	0.000	0.000		0.683	-	-			0.000	0.000	0.000		0.001	-	-	0.000	0.000	0.000		0.001	-	-			0.011					
1.200	0.000	0.000	0.000	0.581	-	-	0.000	0.000	0.000		0.583	-	-			0.000	0.000	0.000		0.001	-	-	0.000	0.000	0.000		0.001	-	-			0.012					
1.300	0.000	0.000	0.000	0.482	-	-	0.000	0.000	0.000		0.484	-	-			0.000	0.000	0.000		0.001	-	-	0.000	0.000	0.000		0.001	-	-			0.013					
1.400	0.000	0.000	0.000	0.382	-	-	0.000	0.000	0.000		0.384	-	-			0.000	0.000	0.000		0.001	-	-	0.000	0.000	0.000		0.001	-	-			0.014					
1.500	0.000	0.000	0.000	0.283	-	-	0.000	0.000	0.000		0.288	-	-			0.000	0.000	0.000		0.001	-	-	0.000	0.000	0.000		0.004	-	-			0.015					
1.600	0.000	0.000	0.000	0.188	-	-	0.000	0.000	0.000		0.199	-	-			0.000	0.000	0.000		0.006	-	-	0.000	0.000	0.000		0.014	-	-			0.016					
1.700	0.000	0.000	0.000	0.107	-	-	0.000	0.000	0.000		0.124	-	-			0.000	0.000	0.000		0.025	-	-	0.000	0.000	0.000		0.040	-	-			0.017					
1.800	0.000	0.000	0.000	0.050	-	-	0.000	0.000	0.000		0.069	-	-			0.000	0.000	0.000		0.068	-	-	0.000	0.000	0.000		0.085	-	-			0.018					
1.900	0.000	0.000	0.000	0.019	-	-	0.000	0.000	0.000		0.034	-	-			0.000	0.000	0.000		0.137	-	-	0.000	0.000	0.000		0.149	-	-			0.019					
2.000	0.000	0.000	0.000	0.005	-	-	0.000	0.000	0.000		0.015	-	-			0.000	0.000	0.000		0.224	-	-	0.000	0.000	0.000		0.231	-	-			0.020					
2.200	0.000	0.000	0.000	0.001	-	-	0.000	0.000	0.000		0.002	-	-			0.000	0.000	0.000		0.420	-	-	0.000	0.000	0.000		0.420	-	-			0.022					
2.400	0.000	0.000	0.000	0.001	-	-	0.000	0.000	0.000		0.001	-	-			0.000	0.000	0.000		0.620	-	-	0.000	0.000	0.000		0.620	-	-			0.024					
2.600	0.000	0.000	0.000	0.001	-	-	0.000	0.000	0.000		0.001	-	-			0.000	0.000	0.000		0.820	-	-	0.000	0.000	0.000		0.820	-	-			0.026					
Totals:					0	0							0	0	0							0	0							0	0						
Number of Trades:					0								0	0								0.00								0						0	

NATIONAL BANK (CR)

(Contract Size: 100 Securities, Exercise Style: American, Physical Delivery)

Call Options														Put Options																			
February 2025							March 2025							Other Months		February 2025							March 2025							Other Months		Exercise Price	
Open price	Price max	Price min	Last price	Closing price	Volume	Open Interest	Open price	Price max	Price min	Last price	Closing price	Volume	Open Interest	Volume	Open Interest	Open price	Price max	Price min	Last price	Closing price	Volume	Open Interest	Open price	Price max	Price min	Last price	Closing price	Volume	Open Interest	Volume	Open Interest		
4.800	0.000	0.000	0.000	3.59	-	-	0.000	0.000	0.000	3.59	-	-				0.000	0.000	0.000	0.001	-	-				0.000	0.000	0.000	0.002	-	-			0.048
5.200	0.000	0.000	0.000	3.19	-	-	0.000	0.000	0.000	3.19	-	-				0.000	0.000	0.000	0.001	-	-				0.000	0.000	0.000	0.001	-	-			0.052
5.600	0.000	0.000	0.000	2.79	-	-	0.000	0.000	0.000	2.80	-	-				0.000	0.000	0.000	0.001	-	-				0.000	0.000	0.000	0.001	-	-			0.056
6.000	0.000	0.000	0.000	2.39	-	-	0.000	0.000	0.000	2.40	-	-				0.000	0.000	0.000	0.001	-	-				0.000	0.000	0.000	0.001	-	-			0.060
6.400	0.000	0.000	0.000	1.99	-	-	0.000	0.000	0.000	2.00	-	-				0.000	0.000	0.000	0.002	-	-				0.000	0.000	0.000	0.001	-	-			0.064
6.800	0.000	0.000	0.000	1.59	-	-	0.000	0.000	0.000	1.60	-	-				0.000	0.000	0.000	0.001	-	-				0.000	0.000	0.000	0.006	-	-			0.068
7.200	0.000	0.000	0.000	1.19	-	-	0.000	0.000	0.000	1.22	-	-				0.000	0.000	0.000	0.001	-	-				0.000	0.000	0.000	0.025	-	-			0.072
7.600	0.000	0.000	0.000	0.801	-	-	0.000	0.000	0.000	0.876	-	-				0.000	0.000	0.000	0.013	-	-				0.000	0.000	0.000	0.076	-	-			0.076
8.000	0.000	0.000	0.000	0.457	-	-	0.000	0.000	0.000	0.581	-	-				0.000	0.000	0.000	0.068	-	-				0.000	0.000	0.000	0.180	-	-			0.080
8.400	0.000	0.000	0.000	0.205	-	-	0.000	0.000	0.000	0.351	-	-				0.000	0.000	0.000	0.216	-	-				0.000	0.000	0.000	0.350	-	-			0.084
8.800	0.000	0.000	0.000	0.070	-	-	0.000	0.000	0.000	0.196	-	-				0.000	0.000	0.000	0.482	-	-				0.000	0.000	0.000	0.595	-	-			0.088
9.200	0.000	0.000	0.000	0.017	-	-	0.000	0.000	0.000	0.098	-	-				0.000	0.000	0.000	0.831	-	-				0.000	0.000	0.000	0.899	-	-			0.092
9.600	0.000	0.000	0.000	0.003	-	-	0.000	0.000	0.000	0.046	-	-				0.000	0.000	0.000	1.22	-	-				0.000	0.000	0.000	1.25	-	-			0.096
10.000	0.000	0.000	0.000	0.001	-	-	0.000	0.000	0.000	0.018	-	-				0.000	0.000	0.000	1.62	-	-				0.000	0.000	0.000	1.63	-	-			0.100
11.000	0.000	0.000	0.000	0.001	-	-	0.000	0.000	0.000	0.001	-	-				0.000	0.000	0.000	2.62	-	-				0.000	0.000	0.000	2.62	-	-			0.110
Totals:					0	0						0	0	0	0						0	0	0	0						0	0	0	0
Number of Trades:					0						0	0						0.00						0						0			

OPAP (CR)

(Contract Size: 100 Securities, Exercise Style: American, Physical Delivery)

Call Options														Put Options																		
February 2025							March 2025							Other Months		February 2025							March 2025							Other Months		Exercise Price
Open price	Price max	Price min	Last price	Closing price	Volume	Open Interest	Open price	Price max	Price min	Last price	Closing price	Volume	Open Interest	Volume	Open Interest	Open price	Price max	Price min	Last price	Closing price	Volume	Open Interest	Open price	Price max	Price min	Last price	Closing price	Volume	Open Interest	Volume	Open Interest	
9.600					-	-	0.000	0.000	0.000		6.99	-	-			0.000	0.000	0.000		0.001	-	-	0.000	0.000	0.000		0.001	-	-			0.096
10.000	0.000	0.000	0.000	6.57	-	-	0.000	0.000	0.000		6.59	-	-			0.000	0.000	0.000		0.001	-	-	0.000	0.000	0.000		0.001	-	-			0.100
11.000	0.000	0.000	0.000	5.57	-	-	0.000	0.000	0.000		5.59	-	-			0.000	0.000	0.000		0.001	-	-	0.000	0.000	0.000		0.001	-	-			0.110
12.000	0.000	0.000	0.000	4.57	-	-	0.000	0.000	0.000		4.59	-	-			0.000	0.000	0.000		0.001	-	-	0.000	0.000	0.000		0.001	-	-			0.120
13.000	0.000	0.000	0.000	3.58	-	-	0.000	0.000	0.000		3.60	-	-			0.000	0.000	0.000		0.001	-	-	0.000	0.000	0.000		0.001	-	-			0.130
14.000	0.000	0.000	0.000	2.58	-	-	0.000	0.000	0.000		2.61	-	-			0.000	0.000	0.000		0.001	-	-	0.000	0.000	0.000		0.008	-	-			0.140
15.000	0.000	0.000	0.000	1.59	-	-	0.000	0.000	0.000		1.67	-	-			0.000	0.000	0.000		0.008	-	-	0.000	0.000	0.000		0.065	-	-			0.150
16.000	0.000	0.000	0.000	0.701	-	2	0.000	0.000	0.000		0.885	-	-			0.000	0.000	0.000		0.122	-	-	0.000	0.000	0.000		0.283	-	-			0.160
17.000	0.000	0.000	0.000	0.174	-	7	0.000	0.000	0.000		0.368	-	5			0.000	0.000	0.000		0.597	-	-	0.000	0.000	0.000		0.767	-	-			0.170
18.000	0.000	0.000	0.000	0.021	-	-	0.000	0.000	0.000		0.119	-	-			0.000	0.000	0.000		1.45	-	-	0.000	0.000	0.000		1.52	-	-			0.180
19.000	0.000	0.000	0.000	0.001	-	-	0.000	0.000	0.000		0.028	-	-			0.000	0.000	0.000		2.44	-	-	0.000	0.000	0.000		2.45	-	-			0.190
20.000	0.000	0.000	0.000	0.001	-	-	0.000	0.000	0.000		0.005	-	-			0.000	0.000	0.000		3.44	-	-	0.000	0.000	0.000		3.44	-	-			0.200
22.000	0.000	0.000	0.000	0.001	-	-	0.000	0.000	0.000		0.001	-	-			0.000	0.000	0.000		5.44	-	-	0.000	0.000	0.000		5.44	-	-			0.220
24.000	0.000	0.000	0.000	0.001	-	-	0.000	0.000	0.000		0.001	-	-			0.000	0.000	0.000		7.44	-	-	0.000	0.000	0.000		7.44	-	-			0.240
Totals:					0	9						0	5	0	0						0	0						0	0	0	0	
Number of Trades:					0						0						0						0						0			

OTE (CR)

(Contract Size: 100 Securities, Exercise Style: American, Physical Delivery)

Call Options														Put Options																				
Exercise Price	February 2025						March 2025						Other Months		February 2025						March 2025						Other Months		Exercise Price					
	Open price	Price max	Price min	Last price	Closing price	Volume	Open Interest	Open price	Price max	Price min	Last price	Closing price	Volume	Open Interest	Volume	Open Interest	Open price	Price max	Price min	Last price	Closing price	Volume	Open Interest	Open price	Price max	Price min	Last price	Closing price		Volume	Open Interest	Volume	Open Interest	
9.200						-	-	0.000	0.000	0.000		5.43	-	-									-	-	0.000	0.000	0.000		0.001	-	-			0.092
9.600						-	-	0.000	0.000	0.000		5.03	-	-									-	-	0.000	0.000	0.000		0.001	-	-			0.096
10.000	0.000	0.000	0.000		4.61	-	-	0.000	0.000	0.000		4.63	-	-			0.000	0.000	0.000		0.001	-	-	0.000	0.000	0.000		0.001	-	-			0.100	
11.000	0.000	0.000	0.000		3.61	-	-	0.000	0.000	0.000		3.63	-	-			0.000	0.000	0.000		0.001	-	-	0.000	0.000	0.000		0.001	-	-			0.110	
12.000	0.000	0.000	0.000		2.61	-	-	0.000	0.000	0.000		2.64	-	-			0.000	0.000	0.000		0.001	-	-	0.000	0.000	0.000		0.003	-	-			0.120	
13.000	0.000	0.000	0.000		1.62	-	-	0.000	0.000	0.000		1.67	-	-			0.000	0.000	0.000		0.003	-	-	0.000	0.000	0.000		0.037	-	-			0.130	
14.000	0.000	0.000	0.000		0.705	-	-	0.000	0.000	0.000		0.857	-	-			0.000	0.000	0.000		0.089	-	-	0.000	0.000	0.000		0.221	-	-			0.140	
15.000	0.000	0.000	0.000		0.158	-	2	0.000	0.000	0.000		0.328	-	-			0.000	0.000	0.000		0.543	-	-	0.000	0.000	0.000		0.692	-	-			0.150	
16.000	0.000	0.000	0.000		0.014	-	-	0.000	0.000	0.000		0.090	-	-			0.000	0.000	0.000		1.41	-	-	0.000	0.000	0.000		1.46	-	-			0.160	
17.000	0.000	0.000	0.000		0.002	-	-	0.000	0.000	0.000		0.018	-	-			0.000	0.000	0.000		2.40	-	-	0.000	0.000	0.000		2.40	-	-			0.170	
18.000	0.000	0.000	0.000		0.001	-	-	0.000	0.000	0.000		0.002	-	-			0.000	0.000	0.000		3.40	-	-	0.000	0.000	0.000		3.40	-	-			0.180	
19.000	0.000	0.000	0.000		0.001	-	-	0.000	0.000	0.000		0.001	-	-			0.000	0.000	0.000		4.40	-	-	0.000	0.000	0.000		4.40	-	-			0.190	
20.000	0.000	0.000	0.000		0.001	-	-	0.000	0.000	0.000		0.001	-	-			0.000	0.000	0.000		5.40	-	-	0.000	0.000	0.000		5.40	-	-			0.200	
22.000						-	-	0.000	0.000	0.000		0.001	-	-									-	-	0.000	0.000	0.000		7.40	-	-			0.220
Totals:						0	2						0	0	0							0	0									0	0	
Number of Trades:						0							0	0	0								0.00									0	0	

PIRAEUS FINANCIAL HOLD (CR)

(Contract Size: 100 Securities, Exercise Style: American, Physical Delivery)

Call Options														Put Options																			
February 2025							March 2025							Other Months		February 2025							March 2025							Other Months		Exercise Price	
Open price	Price max	Price min	Last price	Closing price	Volume	Open Interest	Open price	Price max	Price min	Last price	Closing price	Volume	Open Interest	Volume	Open Interest	Open price	Price max	Price min	Last price	Closing price	Volume	Open Interest	Open price	Price max	Price min	Last price	Closing price	Volume	Open Interest	Volume	Open Interest		
2.400	0.000	0.000	0.000	1.98	-	-	0.000	0.000	0.000	0.000	1.99	-	-			0.000	0.000	0.000	0.001	-	-	0.000	0.000	0.000	0.001	-	-					0.024	
2.600	0.000	0.000	0.000	1.78	-	-	0.000	0.000	0.000	0.000	1.79	-	-			0.000	0.000	0.000	0.001	-	-	0.000	0.000	0.000	0.001	-	-					0.026	
2.800	0.000	0.000	0.000	1.58	-	-	0.000	0.000	0.000	0.000	1.59	-	-			0.000	0.000	0.000	0.001	-	-	0.000	0.000	0.000	0.001	-	-					0.028	
3.000	0.000	0.000	0.000	1.38	-	-	0.000	0.000	0.000	0.000	1.39	-	-			0.000	0.000	0.000	0.001	-	-	0.000	0.000	0.000	0.001	-	-					0.030	
3.200	0.000	0.000	0.000	1.18	-	-	0.000	0.000	0.000	0.000	1.19	-	-			0.000	0.000	0.000	0.001	-	-	0.000	0.000	0.000	0.001	-	-					0.032	
3.400	0.000	0.000	0.000	0.984	-	-	0.000	0.000	0.000	0.000	0.990	-	-			0.000	0.000	0.000	0.002	-	-	0.000	0.000	0.000	0.001	-	-					0.034	
3.600	0.000	0.000	0.000	0.784	-	-	0.000	0.000	0.000	0.000	0.793	-	-			0.000	0.000	0.000	0.001	-	-	0.000	0.000	0.000	0.003	-	-					0.036	
3.800	0.000	0.000	0.000	0.586	-	-	0.000	0.000	0.000	0.000	0.602	-	-			0.000	0.000	0.000	0.002	-	-	0.000	0.000	0.000	0.012	-	-					0.038	
4.000	0.000	0.000	0.000	0.397	-	-	0.000	0.000	0.000	0.000	0.427	-	-			0.000	0.000	0.000	0.012	-	-	0.000	0.000	0.000	0.037	-	-					0.040	
4.400	0.000	0.000	0.000	0.113	-	-	0.000	0.000	0.000	0.000	0.166	-	-			0.000	0.000	0.000	0.128	-	-	0.000	0.000	0.000	0.175	-	-					0.044	
4.800	0.000	0.000	0.000	0.014	-	-	0.000	0.000	0.000	0.000	0.044	-	-			0.000	0.000	0.000	0.430	-	-	0.000	0.000	0.000	0.454	-	-					0.048	
5.200	0.000	0.000	0.000	0.001	-	-	0.000	0.000	0.000	0.000	0.008	-	-			0.000	0.000	0.000	0.820	-	-	0.000	0.000	0.000	0.822	-	-					0.052	
5.600	0.000	0.000	0.000	0.001	-	-	0.000	0.000	0.000	0.000	0.001	-	-			0.000	0.000	0.000	1.22	-	-	0.000	0.000	0.000	1.22	-	-					0.056	
6.000	0.000	0.000	0.000	0.001	-	-	0.000	0.000	0.000	0.000	0.001	-	-			0.000	0.000	0.000	1.62	-	-	0.000	0.000	0.000	1.62	-	-					0.060	
6.400	0.000	0.000	0.000	0.001	-	-	0.000	0.000	0.000	0.000	0.001	-	-			0.000	0.000	0.000	2.02	-	-	0.000	0.000	0.000	2.02	-	-					0.064	
Totals:					0	0						0	0	0								0	0									0	0
Number of Trades:					0							0	0									0.00									0	0	

PPC (CR)

(Contract Size: 100 Securities, Exercise Style: American, Physical Delivery)

Call Options														Put Options																		
February 2025							March 2025							Other Months		February 2025							March 2025							Other Months		Exercise Price
Open price	Price max	Price min	Last price	Closing price	Volume	Open Interest	Open price	Price max	Price min	Last price	Closing price	Volume	Open Interest	Volume	Open Interest	Open price	Price max	Price min	Last price	Closing price	Volume	Open Interest	Open price	Price max	Price min	Last price	Closing price	Volume	Open Interest	Volume	Open Interest	
8.000					-	-	0.000	0.000	0.000		5.21	-	-			0.000	0.000	0.000		0.001	-	-	0.000	0.000	0.000		0.001	-	-			0.080
8.400	0.000	0.000	0.000	4.80	-	-	0.000	0.000	0.000		4.81	-	-			0.000	0.000	0.000		0.001	-	-	0.000	0.000	0.000		0.001	-	-			0.084
8.800	0.000	0.000	0.000	4.40	-	-	0.000	0.000	0.000		4.41	-	-			0.000	0.000	0.000		0.001	-	-	0.000	0.000	0.000		0.001	-	-			0.088
9.200	0.000	0.000	0.000	4.00	-	-	0.000	0.000	0.000		4.02	-	-			0.000	0.000	0.000		0.001	-	-	0.000	0.000	0.000		0.001	-	-			0.092
9.600	0.000	0.000	0.000	3.60	-	-	0.000	0.000	0.000		3.62	-	-			0.000	0.000	0.000		0.001	-	-	0.000	0.000	0.000		0.001	-	-			0.096
10.000	0.000	0.000	0.000	3.20	-	-	0.000	0.000	0.000		3.22	-	-			0.000	0.000	0.000		0.002	-	-	0.000	0.000	0.000		0.001	-	-			0.100
11.000	0.000	0.000	0.000	2.20	-	-	0.000	0.000	0.000		2.23	-	-			0.000	0.000	0.000		0.001	-	5	0.000	0.000	0.000		0.012	-	-			0.110
12.000	0.000	0.000	0.000	1.23	-	-	0.000	0.000	0.000		1.32	-	-			0.000	0.000	0.000		0.022	-	33	0.000	0.000	0.000		0.099	-	-			0.120
13.000	0.000	0.000	0.000	0.442	-	-	0.000	0.000	0.000		0.623	-	-			0.000	0.000	0.000		0.238	-	5	0.000	0.000	0.000		0.400	-	-			0.130
14.000	0.000	0.000	0.000	0.082	-	-	0.000	0.000	0.000		0.222	-	50			0.000	0.000	0.000		0.880	-	-	0.000	0.000	0.000		1.00	-	-			0.140
15.000	0.000	0.000	0.000	0.007	-	-	0.000	0.000	0.000		0.060	-	-			0.000	0.000	0.000		1.81	-	-	0.000	0.000	0.000		1.84	-	-			0.150
16.000	0.000	0.000	0.000	0.001	-	-	0.000	0.000	0.000		0.012	-	-			0.000	0.000	0.000		2.81	-	-	0.000	0.000	0.000		2.81	-	-			0.160
17.000	0.000	0.000	0.000	0.001	-	-	0.000	0.000	0.000		0.002	-	-			0.000	0.000	0.000		3.81	-	-	0.000	0.000	0.000		3.81	-	-			0.170
18.000	0.000	0.000	0.000	0.001	-	-	0.000	0.000	0.000		0.001	-	-			0.000	0.000	0.000		4.81	-	-	0.000	0.000	0.000		4.81	-	-			0.180
Totals:					0	0						0	50		0	0						0	43					0	110		0	0
Number of Trades:					0							0	0		0	0						0.00					0		0		0	

Lending Products	Underlying Title	Open Interest[5]	Multilateral Transactions[1]				Bilateral Transactions[2]		Stock Borrowing through OTC (volume)[3]	
			Volume(Offered)	Average Weighted	Transactions volume	Average Weighted	Transactions Volume	Average Weighted	Transactions Volume	
ADMIEBOR	ADMIE (IPTO) HOLDING S.A. (CR)	---	---	---	---	---	---	---	303,453	
AEGNBOR	AEGEAN AIRLINES (CR)	---	---	---	---	---	---	---	658,662	
INKATBOR	AKTOR S.A. HOLDING CO. (CR)	---	---	---	---	---	---	---	2,151,577	
AETFBOR	ALPHA ETF FTSE Athex Large Cap	---	---	---	---	---	---	---	---	
ALPHABOR	ALPHA SERVICES HOLD (CR)	70,000	---	---	---	---	---	---	60,082,980	
AIABOR	ATHENS INTL AIRPORT (CR)	---	---	---	---	---	---	---	227,392	
ACAGBOR	AUSTRIACARD (CB)	---	---	---	---	---	---	---	---	
OTOELBOR	AUTOHELLAS SA (CR)	120	---	---	---	---	---	---	48,024	
AVAXBOR	AVAX S.A. (CR)	20,777	---	---	---	---	---	---	4,000	
BOCHGRBOR	BANK OF CYPRUS (CR)	---	---	---	---	---	---	---	72,448	
EEEBOR	CC HBC AG (CR)	22,931	---	---	---	---	---	---	207,466	
CENERBOR	CENERGY HOLDINGS (CB)	---	---	---	---	---	---	---	572,281	
DIMANDBOR	DIMAND (CR)	---	---	---	---	---	---	---	37,936	
ELLAKTORBOR	ELLAKTOR (CR)	7,500	---	---	---	---	---	---	109,016	
ELHABOR	ELVALHALCOR (CR)	---	---	---	---	---	---	---	128,681	
EUROBBOR	EUROBANK HOLDINGS (CR)	6,000	---	---	---	---	---	---	65,056,905	
EYDAPBOR	EYDAP S.A. (CR)	---	---	---	---	---	---	---	222,464	
FOYRKBOR	FOURLIS (CR)	---	---	---	---	---	---	---	16,673	
GEKTERNABOR	GEK TERNA (CR)	---	---	---	---	---	---	---	470,782	
SARBOR	GR. SARANTIS S.A. (CR)	4,391	---	---	---	---	---	---	52,674	
EXAEBOR	HELLENIC EXCHANGES-A.S.E. (CR)	---	---	---	---	---	---	---	158,686	
ELPEBOR	HELLENIQ ENERGY (CR)	---	---	---	---	---	---	---	2,651,129	
INTEKBOR	IDEAL HOLDINGS (CR)	---	---	---	---	---	---	---	11,600	
INTRKBOR	INTRACOM HOLDINGS (CR)	---	---	---	---	---	---	---	10,000	
INLOTBOR	INTRALOT (CR)	---	---	---	---	---	---	---	1,523,787	
BELABOR	JUMBO SA (CR)	---	---	---	---	---	---	---	253,913	
KRIBOR	KRI-KRI S.A. (CR)	---	---	---	---	---	---	---	4,112	
LAMDABOR	LAMDA DEVELOPMENT SA (CR)	---	---	---	---	---	---	---	223,277	
LAVIBOR	LAVIPHARM SA (CR)	---	---	---	---	---	---	---	---	
MYTILBOR	METLEN ENERGY & METALS (CR)	---	---	---	---	---	---	---	697,516	
MIGBOR	MIG (CR)	541	---	---	---	---	---	---	39,913	

## Stock Lending Notes

[1] - Multilateral contracts Lending or Borrowing as per Methods 8-1, 8-2 and 8-3-3 (According to ATHEX BoD Resolution No.17)

[2] - Bilateral Contracts Lending or Borrowing as per Methods 8-3-1 and 8-3-2 & Contracts as per Method 4 (According to ATHEX BoD Resolution No.20)

[3] - The information concerning OTC Stock Borrowing Transactions is based on the statements of the Dematerialised Securities System (DSS) operators involved and refers to volumes that have been registered up until the previous working day.

[4] - Average Price (Volume weighted)

[5] - The Data concerning Open Interest before the start of trading session

Lending Products	Underlying Title	Open Interest[5]	Multilateral Transactions[1]				Bilateral Transactions[2]		Stock Borrowing through OTC (volume)[3]	
			Volume(Offered)	Average Weighted	Transactions volume	Average Weighted	Transactions Volume	Average Weighted	Transactions Volume	
MOHBOR	MOTOR OIL (CR)	---	---	---	---	---	---	---	1,183,126	
ETEBOR	NATIONAL BANK (CR)	42,500	---	---	---	---	---	---	18,440,989	
NOVALBOR	NOVAL PROPERTY REIC (CR)	---	---	---	---	---	---	---	---	
OPAPBOR	OPAP (CR)	2,000	---	---	---	---	---	---	1,719,979	
OPTIMABOR	OPTIMA BANK (CR)	7,854	---	---	---	---	---	---	519,016	
HTOBOR	OTE (CR)	2,000	---	---	---	---	---	---	1,958,791	
PPABOR	P.P.A. S.A. (CR)	---	---	---	72	4.20%	---	---	107,047	
TPEIRBOR	PIRAEUS FINANCIAL HOLD (CR)	36,401	---	---	---	---	---	---	17,528,634	
PPCBOR	PPC (CR)	---	---	---	---	---	---	---	4,060,055	
PROFBOR	PROFILE SA (CR)	---	---	---	---	---	---	---	5,800	
QUESTBOR	QUEST HOLDINGS (CR)	391	---	---	---	---	---	---	19,614	
OLYMPBOR	TECHNICAL OLYMPIC SA (CR)	---	---	---	---	---	---	---	---	
TENERGYBOR	TERNA ENERGY (CR)	8	---	---	---	---	---	---	1,307,345	
PLATBOR	THRACE PLASTICS SA (CR)	---	---	---	---	---	---	---	2,598	
TITCBOR	TITAN CEMENT (CB)	50,015	---	---	---	---	---	---	328,177	
VIOBOR	VIOHALCO SA/NV (CB)	---	---	---	---	---	---	---	---	

## Stock Lending Notes

[1] - Multilateral contracts Lending or Borrowing as per Methods 8-1, 8-2 and 8-3-3 (According to ATHEX BoD Resolution No.17)

[2] - Bilateral Contracts Lending or Borrowing as per Methods 8-3-1 and 8-3-2 & Contracts as per Method 4 (According to ATHEX BoD Resolution No.20)

[3] - The information concerning OTC Stock Borrowing Transactions is based on the statements of the Dematerialised Securities System (DSS) operators involved and refers to volumes that have been registered up until the previous working day.

[4] - Average Price (Volume weighted)

[5] - The Data concerning Open Interest before the start of trading session



## Sectors codification for listed companies

12003-	ETF	10101010	Computer Services
10101015	Software	10102030	Computer Hardware
15101010	Telecommunications Equipment	15102015	Telecommunications Services
20101010	Health Care Facilities	20101025	Health Care Services
20102010	Medical Equipment	20103015	Pharmaceuticals
30101010	Banks	30202000	Diversified Financial Services
30202010	Asset Managers & Custodians	30202015	Investment Services
30204000	Closed End Investments	30302010	Full Line Insurance
30302015	Insurance Brokers	30302025	Property and Casualty Insurance
35101010	Real Estate Holding and Development	35101015	Real Estate Services
35102000	Diversified REITs	35102030	Office REITs
35102045	Retail REITs.	40201040	Rental & Leasing Services: Consumer
40202010	Home Construction	40202015	Household Furnishings
40202020	Household Appliance	40203040	Electronic Entertainment
40204020	Clothing & Accessories	40301010	Entertainment
40301030	Publishing	40301035	Radio & TV Broadcasters
40401010	Diversified Retailers	40401020	Apparel Retailers
40401025	Home Improvement Retailers	40401030	Specialty Retailers
40501010	Airlines	40501015	Travel & Tourism
40501020	Casinos & Gambling	40501025	Hotels & Motels
45101015	Distillers & Vintners	45101020	Soft Drinks
45102010	Farming Fishing Ranching & Plantations	45102020	Food Products
45103010	Tobacco	45201010	Food Retailers & Wholesalers
45201020	Personal Products	50101010	Construction
50101020	Building Roof/Wallboard and Plumbing	50101030	Cement
50101035	Building Materials: Other	50202010	Electrical Components
50203015	Plastics	50203030	Containers & Packaging
50204000	Machinery: Industrial	50204020	Machinery: Construction & Handling
50205010	Industrial Suppliers	50205020	Back Office Support HR & Consulting
50205030	Forms & Bulk Printing Services	50206015	Commercial Vehicles & Parts
50206030	Marine Transportation	50206060	Transportation Services
55101000	Diversified Materials	55101020	Textile Products
55102000	General Mining	55102010	Iron & Steel
55102015	Metal Fabricating	55102035	Aluminum
60101020	Oil Refining and Marketing	65101010	Alternative Electricity
65101015	Conventional Electricity	65102000	Multi-Utilities
65102030	Water		

# ATHEXGROUP

Athens Exchange Group

Λεωφ. Αθηνών 110 | 104 42 Αθήνα  
110 Athinon Ave | 104 42 Athens GR  
T +30 210 3366 800  
[www.athexgroup.gr](http://www.athexgroup.gr)