

24

Ημερήσιο Δελτίο
Συναλλακτικής Δραστηριότητας

Daily Official List
of Trading Activity

Friday, 6 December, 2024

Year: 145 Trading Day No: 233



ATHEXGROUP
Athens Exchange Group

Disclaimer:

Hellenic Exchanges-Athens Stock Exchange S.A endeavours to ensure that the data and other material ("Information") presented on the Daily Official List are accurate and complete, but it is not liable for any errors or omissions of data or /and for the accuracy, credibility, updating and completeness of the aforesaid information nor it has any liability arising directly or indirectly from the use of the above Information.

The Company is not liable for the accuracy of the data included in listed companies' announcements. Only the sender of such an announcement is fully and solely liable for any infringement of third party's rights from the content of such announcement. All contents of the Daily Official List are provided only for information purposes and do not constitute investment advice or solicitation to invest in securities or other products listed for trading on the Exchange.

You acknowledge and agree that the Company is the owner of any property rights related to any Information appearing on the Daily Official List including intellectual property rights copyright, trademarks, etc.

The above data are a property of the Hellenic Exchanges-Athens Exchange and are copyright protected. Users are forbidden to reproduce, modify, copy, sale, transmit or redistribute, by all reproduction means and methods, part or the whole of the above data, without reference to their source.

The commercial exploitation of these data is, also, forbidden by third parties. Hellenic Exchanges-Athens Exchange does not carry any responsibility, direct or indirect, derived from usage or accidental alteration of the above data when used by third parties.

Hellenic Exchanges – Athens Stock Exchange S.A.

110 Athinon Ave., 10442 Athens, Tel: (210) 33.66.800, Fax: (210) 32.13.938

www.athexgroup.gr

Thessalonica Stock Exchange Center (T.S.E.C)

16-18 Katouni Str., Thessalonica 546 25 Tel: (2310) 567.667, Fax: (2310) 530.545

Athex Members Guarantee Fund

14-16 Fidiou Str., Athens 106 78, Tel: (210) 33.04.682, Fax: (210) 33.04.155

Hellenic Republic Capital Market Commission

1 Kolokotroni Str. & 1 Stadiou Str., Athens 10562 Tel: (210) 33.77.100 Fax: (210) 33.77.173

Table of Contents

Section 1: Statistical Figures of Securities, Derivatives and Lending

Summary of Markets

Athex Indices

Analytic Figures for Athex Market's Boards and Categories

Trading Details by Athex Sectors and Financial Instruments (ETFs)

Top 10 best & worst performing Shares

Derivatives Summary

Section 2: Analytic Figures of Shares Transactions

Analytic Figures of Shares Transactions

Shares' Notes

Section 3: Figures of Securities Transactions

Securities Blocks Details

Shares Rights Details

Stock Borrowing

Forced Sales Details

Forced Sales Registered Shares

Exchange Traded Funds (ETFs) Characteristics

Section 5: Bonds traded in Fixed Income Assets Market

Convertible Corporate Bonds - Regulated Market

Non Convertible Corporate Bonds - Regulated Market

Government Bonds

Treasury Bills & Zero Coupon Government Bonds

Government Bonds Traded with the Open Outcry Method

State Banks Bonds

Section 6: Additional Infos

Athex & ATHEXClear Members List

List of Stocks under Market Making operations

Section 7: Derivatives Market Analytic Figures

Index Futures

Stock Futures

Index Options

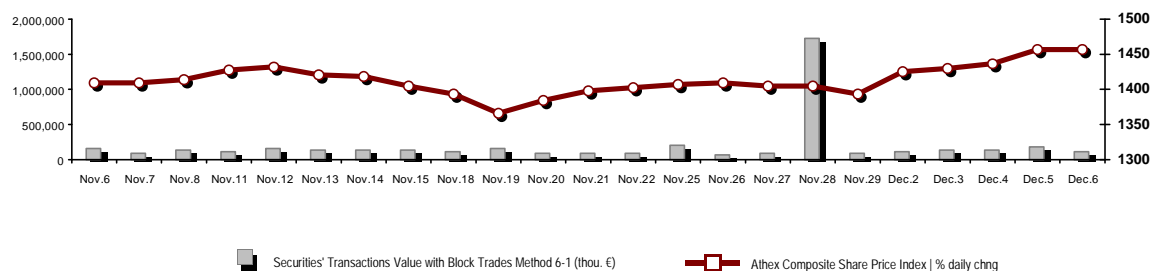
Stock Options

Stock Lending Analytic Figures

Appendix A: Sectors codification for listed companies

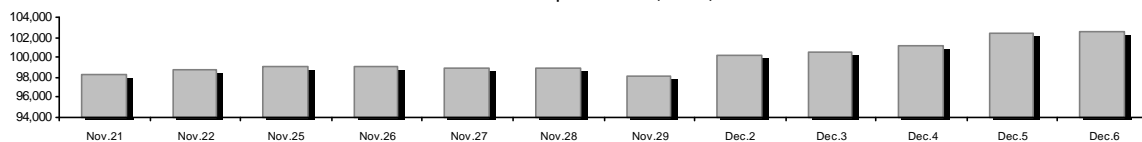
Summary of Markets

Athex Composite Share Price Index vs Shares and Derivatives Transactions Value

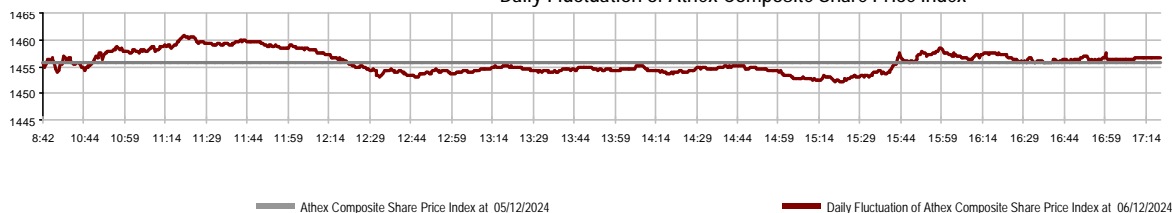


Athex Capitalisation (mill. €) **:	102,534.56		Derivatives Total Open Interest	445,947
Daily change: mill. € %	158.24	0.15%	in Index Futures % daily chng	6,734 -0.21%
Yearly Avg Capitalisation: mill. € % chng prev year Avg	98,452.20	22.47%	in Stock Futures % daily chng	437,897 -1.94%
Athex Composite Share Price Index % daily chng	1,456.52	0.05%	in Index Options % daily chng	1,007 4.46%
Athex Composite Share Price Index Capitalisation (mill. €)	94,693.02		in Stock Options % daily chng	309 -13.20%
Daily change (mill. €)	91.13			
Securities' Transactions Value with Block Trades Method 6-1 (t)	117,981.54		Derivatives Contracts Volume:	33,832
Daily change: %	-57,037.49	-32.59%	Daily change: pieces %	-10,221 -23.20%
YtD Avg Trans. Value: thou. € % chng prev year Avg	137,205.15	25.22%	YtD Avg Derivatives Contracts % chng prev year Avg	35,077 -20.21%
Blocks Transactions Value of Method 6-1 (thou. €)	11,970.43		Derivatives Trades Number:	1,806
Blocks Transactions Value of Method 6-2 & 6-3 (thou. €)	379.08		Daily change: number %	-523 -22.46%
Bonds Transactions Value (thou.€)	973.86		YtD Avg Trades number % chng prev year Avg	1,805 -22.56%
Securities' Transactions Volume with Block Trades Method 6-1 (tho)	36,470.77		Lending Total Open Interest	366,339
Daily change: thou. pieces %	-18,432.62	-33.57%	Daily change: pieces %	18,855 5.43%
YtD Avg Volume: % chng prev year Avg	29,124.42	-13.37%	Lending Volume (Multilateral/Bilateral)	14,752
Blocks Transactions Volume of Method 6-1 (thou. Pieces)	3,942.01		Daily change: pieces %	-4,103
Blocks Transactions Volume of Method 6-2 & 6-3 (thou. Pieces)	81.00		Multilateral Lending	14,752
Bonds Transactions Volume	986,000		Bilateral Lending	0
Securities' Trades Number with Block Trades Method 6-1	37,764		Lending Trades Number:	6
Daily change: number %	-6,662	-15.00%	Daily change: %	-3
YtD Avg Trades number % chng prev year Avg	36,582	0.99%	Multilateral Lending Trades Number	6
Number of Blocks Method 6-1	17		Bilateral Lending Trades Number	0
Number of Blocks Method 6-2 & 6-3	2			
Number of Bonds Transactions	203			

Athex Capitalisation (mill. €) **



Daily Fluctuation of Athex Composite Share Price Index



Athex Indices

Index name	06/12/2024	05/12/2024	pts.	%	Min	Max	Year min	Year max	Year change
Athex Composite Share Price Index	1,456.52 #	1,455.81	0.71	0.05%	1,452.18	1,460.74	1,293.14	1,505.35	12.63% #
Athex Composite Index Total Return Index	2,752.97 #	2,751.61	1.36	0.05%	2,744.77	2,760.94	2,355.44	2,789.06	16.88% #
Athex ESG Index	1,668.04 #	1,664.83	3.21	0.19%	1,661.21	1,670.94	1,471.77	1,722.97	13.34% #
ATHEX Alternative Market Price Index	14,830.03 €	14,919.16	-89.13	-0.60%	14,817.04	14,988.24	9,352.11	15,435.43	58.57% #
FTSE/Athex Large Cap	3,551.89 #	3,545.06	6.83	0.19%	3,536.29	3,557.41	3,122.79	3,665.50	13.74% #
FTSE/Athex Mid Cap Index	2,298.45 #	2,297.06	1.39	0.06%	2,286.52	2,313.34	2,054.77	2,459.55	2.12% #
FTSE/ATHEX High Dividend Yield Index	3,981.08 €	4,003.21	-22.13	-0.55%	3,978.69	4,006.68	3,629.54	4,217.66	5.56% #
FTSE/Athex Market Index	846.61 #	845.10	1.51	0.18%	843.19	848.17	746.82	875.18	13.36% #
FTSE/Athex Banks	1,280.83 #	1,273.23	7.60	0.60%	1,264.71	1,285.39	1,057.67	1,354.57	20.65% #
FTSE/ATHEX TECHNOLOGY & TELECOMMUNICAT	5,597.11 €	5,614.42	-17.31	-0.31%	5,597.11	5,635.99	4,915.95	5,868.21	10.34% #
FTSE/ATHEX FINANCIAL SERVICES	6,009.79 #	5,975.59	34.20	0.57%	5,936.28	6,031.31	4,996.31	6,357.41	19.85% #
FTSE/ATHEX REAL ESTATE	4,758.88 €	4,777.06	-18.18	-0.38%	4,755.93	4,794.35	4,507.00	5,120.52	-4.06% €
FTSE/ATHEX CONSUMER DISCRETIONARY	5,077.75 #	5,060.45	17.30	0.34%	5,012.96	5,077.75	4,663.68	5,557.48	1.24% #
FTSE/ATHEX CONSUMER STAPLES	6,725.52 €	6,754.18	-28.66	-0.42%	6,722.61	6,790.88	5,069.68	6,815.28	32.17% #
FTSE/ATHEX INDUSTRIALS	7,047.42 €	7,077.17	-29.75	-0.42%	7,028.43	7,099.80	5,044.08	7,112.95	38.69% #
FTSE/ATHEX BASIC MATERIALS	4,962.47 €	4,968.28	-5.81	-0.12%	4,946.93	5,030.25	4,369.10	5,876.05	1.91% #
FTSE/ATHEX ENERGY & UTILITIES	4,799.82 €	4,800.70	-0.88	-0.02%	4,785.56	4,830.55	4,536.38	5,474.06	-3.77% €
Athex All Share Index	336.96 #	336.44	0.52	0.15%	336.96	336.96	304.60	367.53	11.58% #
Hellenic Mid & Small Cap Index	2,063.15 €	2,065.69	-2.54	-0.12%	2,061.49	2,076.12	1,881.89	2,157.15	6.95% #
FTSE/Athex Large Cap Total Return	6,110.28 #	6,098.53	11.75	0.19%			5,201.70	6,187.73	18.25% #
FTSE/Athex Mid Cap Total Return	3,147.47 #	3,145.57	1.90	0.06%			2,872.41	3,302.69	3.84% #
MSCI GREECE REBASED	5,531.45 #	5,504.66	26.79	0.49%	5,481.38	5,540.73	4,964.20	5,837.84	10.97% #
Hellenic Corporate Bond Index	138.81 €	138.87	-0.05	-0.04%			129.54	138.87	7.08% #
Hellenic Corporate Bond Price Index	94.01 €	94.06	-0.05	-0.05%			90.52	94.06	3.71% #

Note 1: FTSE/Med 100, Hellenic Corporate Bond Price Index and Hellenic Corporate Bond Index closing prices refer to the previous trading day of 04/12/2024.

Note 2: The Hellenic Mid & Small Cap Index is a Customized index calculated by the Athens Exchange.

Analytic Figures for Athex Market's Boards and Categories

	Total Traded Securities	Main Market	Surveillance	Exchange Traded Funds (ETFs)
Totals	124	118	5	1
Gain / Lose / Same:	50 / 43 / 31	49 / 41 / 28	1 / 1 / 3	0 / 1 / 0
Athex Capitalisation (mill. €) **	102,534.56	102,474.03	60.53	
Daily Average Trans/ons Value(thou.€)	137,205.15	137,092.73	29.84	226.26
Transactions Value	118,360.62	118,183.63	11.30	165.69
Main Board:	106,011.11	105,834.12	11.30	165.69
Blocks Board 6_2_3:	12,349.51	12,349.51	0.00	0.00
Forced Sales Board:	0.00	0.00	0.00	0.00
Special Terms Board:	0.00	0.00	0.00	0.00
Daily Average Transactions Volume	29,124,419	28,998,634	137,668	6,543
Transactions Volume	36,551,773	36,491,708	55,389	4,676
Main Board:	32,528,766	32,468,701	55,389	4,676
Blocks Board 6_2_3:	4,023,007	4,023,007	0	0
Forced Sales Board:	0	0	0	0
Special Terms Board:	0	0	0	0
Daily Average Number of Trades	36,582	36,485	56	42
Number of Trades	37,766	37,697	33	36
Main Board:	37,747	37,678	33	36
Blocks Board 6_2_3:	19	19	0	0
Forced Sales Board:	0	0	0	0
Special Terms Board:	0	0	0	0

Trading Details by Athex Sectors and Financial Instruments (ETFs)

Code	Sectors	Gain / Lose / Same	Number of Trades	Transactions Volume	Transactions Value	% of Total Trans. Value
3010	- Banks	6 / 1 / 1	17,732	29,912,776	76,890,340.67	64.96%
5510	- Basic Resources	3 / 4 / 5	918	308,377	1,053,714.96	0.89%
5010	- Construction & Materials	5 / 6 / 4	3,012	1,027,161	3,698,492.62	3.12%
4020	- Consumer Products & Services	3 / 2 / 0	284	41,319	142,500.12	0.12%
6010	- Energy	1 / 3 / 0	2,503	451,061	5,604,438.60	4.74%
12000	- Financial Instruments	0 / 1 / 0	36	4,676	165,690.89	0.14%
3020	- Financial Services	1 / 2 / 2	539	113,114	509,034.88	0.43%
4510	- Food Beverage & Tobacco	2 / 2 / 3	253	46,339	563,852.87	0.48%
2010	- Health Care	1 / 2 / 0	152	120,249	95,406.49	0.08%
5020	- Industrial Goods & Services	7 / 5 / 6	1,714	451,657	2,869,057.43	2.42%
3030	- Insurance	0 / 1 / 0	19	2,579	11,466.10	0.01%
4030	- Media	1 / 0 / 1	43	41,439	18,773.67	0.02%
4520	- Personal Care, Drug & Grocery Stores	0 / 2 / 0	282	28,258	279,851.65	0.24%
3510	- Real Estate	4 / 5 / 2	1,274	338,845	1,239,439.01	1.05%
4040	- Retail	3 / 1 / 2	896	157,724	2,260,811.41	1.91%
1010	- Technology	5 / 2 / 3	989	629,228	2,571,535.29	2.17%
1510	- Telecommunications	1 / 1 / 0	995	272,006	4,087,359.79	3.45%
4050	- Travel & Leisure	4 / 1 / 1	2,813	1,921,455	6,823,122.26	5.76%
6510	- Utilities	3 / 2 / 1	3,312	683,510	9,475,730.69	8.01%

Top 10 best & worst performing Shares

Main Market

With positive Price change			With negative Price change		
	Closing price	change		Closing price	change
IKTINOS HELLAS SA (CR)	0.3225	6.97% #	MIG (CR)	2.965	-2.47% €
ATTICA BANK S.A. (CR)	0.684	5.23% #	MOTOR OIL (CR)	20.14	-2.33% €
INTRALOT (CR)	0.968	4.09% #	LAVIPHARM SA (CR)	0.758	-1.94% €
KEKROPS SA (CR)	1.245	3.75% #	THRACE PLASTICS SA (CR)	3.825	-1.67% €
REVOIL (CR)	1.65	3.13% #	HELLENIQ ENERGY (CR)	6.9	-1.43% €
BANK OF GREECE (CR)	13.6	2.26% #	ADMIE (IPTO) HOLDING S.A. (CR)	2.445	-1.41% €
PIRAEUS FINANCIAL HOLD (CR)	3.876	1.60% #	ATHENS INTL AIRPORT (CR)	8.1	-1.34% €
BANK OF CYPRUS (CR)	4.51	1.58% #	AEGEAN AIRLINES (CR)	10.05	-1.28% €
QUALITY & RELIABILITY SA (CR)	1.12	1.45% #	PETROPOULOS PETROS (CR)	7.92	-1.25% €
FOURLIS (CR)	3.74	1.36% #	PREMIA (CR)	1.18	-1.17% €
With the highest Transactions Value			With the highest Transactions Volume		
	Value (thou. €)	change		Volume	change
EUROBANK HOLDINGS (CR)	23,546.84	0.72% #	EUROBANK HOLDINGS (CR)	10,506,771	0.72% #
PIRAEUS FINANCIAL HOLD (CR)	18,157.55	1.60% #	ALPHA SERVICES HOLD (CR)	6,601,601	0.74% #
NATIONAL BANK (CR)	17,384.44	-0.13% €	ATTICA BANK S.A. (CR)	5,119,687	5.23% #
ALPHA SERVICES HOLD (CR)	10,772.97	0.74% #	PIRAEUS FINANCIAL HOLD (CR)	4,718,742	1.60% #
METLEN ENERGY & METALS (CR)	4,818.48	0.56% #	NATIONAL BANK (CR)	2,329,220	-0.13% €
OTE (CR)	4,075.10	-0.66% €	INTRALOT (CR)	1,516,709	4.09% #
MOTOR OIL (CR)	4,063.52	-2.33% €	BANK OF CYPRUS (CR)	564,419	1.58% #
OPAP (CR)	4,044.99	0.57% #	IKTINOS HELLAS SA (CR)	367,892	6.97% #
ATTICA BANK S.A. (CR)	3,534.17	5.23% #	OTE (CR)	269,930	-0.66% €
PPC (CR)	3,126.82	0.93% #	PPC (CR)	264,412	0.93% #

Note: Stocks that are not included in the "Under Supervision" category, and the transactions value is more than 10,000 €.

Derivatives Summary

	Number of Trades	Volume	Open Interest
Index Futures	134	565	6,734
FTSE/Athex Banks	0	0	1,576
FTSE/Athex Large Cap	134	565	5,157
MSCI GREECE REBASED	0	0	1
Stock Futures	1,658	33,158	437,897
ADMIE (IPTO) HOLDING S.A. (CR)	26	725	27,886
AEGEAN AIRLINES (CR)	75	161	3,102
ALPHA SERVICES HOLD (CR)	252	10,406	154,458
ATHENS INTL AIRPORT (CR)	2	2	366
AUTOHELLAS SA (CR)	0	0	127
AVAX S.A. (CR)	8	13	1,219
BANK OF CYPRUS (CR)	0	0	1
CC HBC AG (CR)	4	16	221
CENERGY HOLDINGS (CB)	18	150	5,684
ELLAKTOR (CR)	14	22	4,581
ELVALHALCOR (CR)	23	87	5,460
EUROBANK HOLDINGS (CR)	175	5,904	20,335
EYDAP S.A. (CR)	0	0	3,852
FOURLIS (CR)	2	9	1,038
GEK TERNA (CR)	10	41	10,648
HELLENIC EXCHANGES-A.S.E. (CR)	16	180	3,615
HELLENIQ ENERGY (CR)	37	140	5,286
INTRACOM HOLDINGS (CR)	50	334	7,627
INTRAKAT (CR)	5	9	1,877
JUMBO SA (CR)	2	18	343
LAMDA DEVELOPMENT SA (CR)	5	14	5,860
METLEN ENERGY & METALS (CR)	77	217	5,302
MIG (CR)	2	4	114
MOTOR OIL (CR)	75	246	6,675
NATIONAL BANK (CR)	184	2,252	22,122
OPAP (CR)	2	3	888
OPTIMA BANK (CR)	0	0	89
OTE (CR)	3	5	2,641
P.P.A. S.A. (CR)	0	0	128
PIRAEUS FINANCIAL HOLD (CR)	481	11,736	93,962
PPC (CR)	72	319	20,154
QUEST HOLDINGS (CR)	0	0	167
TERNA ENERGY (CR)	0	0	16,622
TITAN CEMENT (CB)	9	36	405
VIOHALCO SA/NV (CB)	29	109	5,042
Index Options	14	109	1,007
FTSE/Athex Large Cap	14	109	1,007
Stock Options	0	0	309
ALPHA SERVICES HOLD (CR)	0	0	0
NATIONAL BANK (CR)	0	0	202
OPAP (CR)	0	0	92
OTE (CR)	0	0	0
PIRAEUS FINANCIAL HOLD (CR)	0	0	0
PPC (CR)	0	0	15
Total Derivatives Traded	1,806	33,832	445,947

Daily Official List

Year: 145 Trading Day No: 233

Section 2: Analytic Figures of Shares Transactions

Friday, 6 December, 2024

Number of Outstanding Securities	Nominal Value	Dividends [1]			Date of Last Coupon		Note	Shares	Closing price	% change	Previous closing price/date	Open price	Price min	Price max	Last price	Avg price	Last Bid [7]	Last Ask [7]	P/E after tax	Year	Volume	Trades	Transactions Value[8]	Company Mkt Value (thou. €)	Year low	Year high	Sector[4]	
		2021	2022	2023	Dividend [2]	Right																						
3,307,500	0.210	---	0.4	0.4	23/10/2024	30/11/2022	---	ELVE SA (CR)	4.74	---	4.74	05/12/2024	---	---	---	---	5@4.76	49@4.84	8.85	2023	---	---	---	15,677.55	4.62	5.85	40204020	
86,735,980	0.310	---	---	0.02	22/07/2024	07/09/2023	---	ATHENS MEDICAL CENTER SA (CR)	1.53	0.33 p	1.525	05/12/2024	1.53	1.53	1.545	1.54	1.53	1000@1.52	43@1.54	---	---	1,020	10	1,560.85	132,706.05	1.44	2.03	20101025
3,417,600	0.100	0.016	0.016	0.016	04/07/2024	02/04/2024	---	INTERWOOD-XYLEMPORIA (PR)	0.364	---	0.364	05/12/2024	0.362	0.362	0.386	0.364	0.377	88@0.362	300@0.390	---	---	94	10	35.41	13,506.70	0.252	0.595	50101020
2,760,000	11.83	11	11.8	12.4	03/06/2024	16/07/1990	---	KARELIA (CR)	338	---	338	05/12/2024	340	338	340	338	339.158	1@338.00	1@344.00	---	---	19	3	6,444.00	932,880.00	312	360	45103010
6,700,000	0.800	0.047	0.047	0.047	23/07/2024	29/05/2014	---	MILLS KEPENOS (CR)	2.22	---	2.22	05/12/2024	---	---	---	---	---	---	4@2.20	23.84	2023	---	---	---	14,874.00	1.35	2.26	45102020
18,017,472	0.360	---	---	0.03	11/10/2024	28/08/2017	---	DOMAINE COSTA LAZARIDI (CR)	1.8	-1.10 €	1.82	05/12/2024	1.7	1.7	1.82	1.8	1.791	500@1.76	522@1.80	---	---	847	7	1,516.99	32,431.45	1.6	1.9	45101015
21,364,000	1.12	---	0.4	---	21/08/2023	08/03/2023	---	LAMPASA HOTEL SA (CR)	37.4	---	37.4	05/12/2024	37.4	37.4	37.4	37.4	37.4	50@35.00	50@41.00	---	---	25	1	935.00	799,013.60	28.4	39.8	40501025
5,939,268	0.620	---	---	---	10/07/2003	03/01/2002	---	LANAKAM SA (CR)	0.9	---	0.9	05/12/2024	---	---	---	---	---	45@0.860	45@0.915	---	---	---	---	---	5,345.34	0.8	1.18	40401020
9,819,370	0.500	---	---	---	14/08/2007	09/01/2004	---	MATHIOS REFRACTORY SA (CR)	0.594	---	0.594	05/12/2024	0.59	0.59	0.624	0.624	0.594	4@0.598	88@0.624	---	---	1,358	8	807.01	5,832.71	0.538	1.3	55101000
32,188,050	0.700	---	---	---	21/07/2008	20/01/2000	---	MOUZAKIS (CR)	0.63	---	0.63	05/12/2024	---	---	---	---	---	300@0.620	184@0.660	---	---	---	---	---	20,278.47	0.595	0.92	55101020
43,200,000	1.00	0.0824	---	0.0383	19/08/2024	13/09/2023	---	MPLE KEDROS (CR)	3.72	---	3.72	05/12/2024	3.72	3.7	3.72	3.72	3.712	700@3.69	470@3.72	---	---	3,880	23	14,402.60	160,704.00	3.2	3.74	35102000
6,340,000	0.600	0.17	0.1	0.2	11/12/2023	11/01/2024	---	NAKAS MUSIC	3.22	1.90 p	3.16	05/12/2024	3.16	3.16	3.22	3.16	3.218	38@3.16	300@3.20	---	---	722	3	2,323.52	20,414.80	2.5	3.3	40401030
27,379,200	0.980	---	0.45	0.5001	01/08/2024	29/08/2022	---	CRETE PLASTICS SA (CR)	14.4	---	14.4	05/12/2024	14.4	14.4	14.4	14.4	14.4	500@13.70	19@14.40	---	---	81	2	1,166.40	394,260.48	13.3	16.4	50203015
255,494,534	2.71	0.279	0.255	0.247	14/06/2024	30/09/2021	---	PRODEA (CR)	6.2	---	6.2	05/12/2024	---	---	---	---	---	1106@6.00	223@6.55	---	---	---	---	---	1,584,066.11	5.7	8	35102000
4,181,450	0.500	---	---	---	21/08/2000	05/03/2002	---	FLOUR MILLS SARANTOPOULOS SA	1.07	---	1.07	05/12/2024	---	---	---	---	---	---	399@1.15	---	---	---	---	---	4,474.15	0.965	1.17	45102020

Exchange Traded Funds (ETFs)

971,502	---	---	---	---	15/06/2016	---	ALPHA ETF FTSE Athex Large Cap	35.405	-0.13 €	35.45	05/12/2024	35.45	35.31	35.565	35.405	35.434	500@35.45	500@35.55	---	---	4,676	36	165,690.89	---	31.58	38	12003
---------	-----	-----	-----	-----	------------	-----	--------------------------------	--------	---------	-------	------------	-------	-------	--------	--------	--------	-----------	-----------	-----	-----	-------	----	------------	-----	-------	----	-------

Surveillance

89,078,604	0.040	---	---	---	07/07/2010	16/01/2024	5160	FRIGOGLASS SA (CR)	0.224	1.82 p	0.22	05/12/2024	0.22	0.22	0.224	0.224	0.224	1305@0.224	500@0.230	---	2023	14,195	7	3,177.68	19,953.61	0.172	0.44	50204000	
13,191,620	0.620	---	---	---	04/08/2010	09/09/2002	5232	YALCO - CONSTANTINO (CR)	0.162	---	0.162	05/12/2024	---	---	---	---	---	---	1000@0.146	---	---	---	---	---	---	2,137.04	0.146	0.208	40202020
17,579,754	4.16	---	---	---	18/08/2006	02/08/2010	---	BIOTER SA (CR)	0.28	---	0.28	05/12/2024	0.28	0.28	0.28	0.28	0.28	---	1719@0.280	---	---	1,719	1	481.32	4,922.33	0.2	0.436	50101010	
54,654,600	0.050	---	---	---	01/07/1998	30/12/2022	5275	VIS SA (CR)	0.144	---	0.144	05/12/2024	0.144	0.144	0.144	0.144	0.144515068@0.144	10000@0.146	---	2023	25,852	3	3,722.69	7,870.26	0.124	0.288	50203030		
15,842,391	1.51	---	---	---	15/07/2009	12/05/2000	5141	BITROS HOLDING SA (CR)	0.62	---	0.62	05/12/2024	---	---	---	---	---	---	1680@0.610	---	---	---	---	---	---	9,822.28	0.41	0.755	55102010
24,319,250	0.300	---	---	---	09/07/2002	04/07/2007	5165	PROODEFTIKH SA (CR)	0.316	-8.14 €	0.344	05/12/2024	0.32	0.316	0.32	0.316	0.317	150@0.314	500@0.320	---	---	11,350	19	3,599.38	7,684.88	0.2	0.4	50101010	
28,438,268	0.070	---	---	---	21/08/2006	24/11/1999	5253	SPIROY AGRICULTURE SA (CR)	0.127	---	0.127	05/12/2024	0.139	0.139	0.139	0.139	0.139	727@0.139	---	---	---	---	2,273	3	315.95	3,611.66	0.115	0.252	45102010
1,011,000	1.00	---	---	---	01/07/2004	11/12/2012	5193	TRIA ALFA SA (CR)	4.48	---	4.48	05/12/2024	---	---	---	---	---	---	34@4.04	75@4.60	---	2023	---	---	---	4,529.28	3.92	8.95	55101020

Suspension Status

12,417,000	0.310	---	---	---	27/08/2019	28/08/2017	5233	MLS MULTIMEDIA SA (CR)	0.57	---	0.57	12/05/2020	---	---	---	---	---	---	---	---	---	---	---	---	---	7,077.69	0.57	0.57	10101015	
65,326,268	0.530	---	---	---	04/07/2007	19/07/2006	4750	SATO SA (CR)	0.028	---	0.028	05/09/2024	---	---	---	---	---	---	---	---	---	---	---	---	---	---	1,829.14	0.027	0.067	40202015
3,961,300	1.28	---	---	---	29/06/2004	03/08/2000	5248	DUROS SA (CR)	0.25	---	0.25	24/04/2023	---	---	---	---	---	---	---	---	---	---	---	---	---	---	990.33	0.25	0.25	40204020
51,754,364	0.300	---	---	---	23/12/2003	24/01/2007	5197	SELECTED TEXT. IND. ASSOC (CR)	0.132	---	0.132	31/10/2024	---	---	---	---	---	---	---	---	---	---	---	---	---	---	6,831.58	0.1	0.164	55101020
10,203,575	0.730	---	---	---	16/07/2007	18/10/1999	---	FIERATEX SA (CR)	0.359	---	0.359	30/04/2024	---	---	---	---	---	---	---	---	---	---	---	---	---	---	3,663.08	0.335	0.538	55101020

Shares' Notes

Code	Note text
()	- Adjusted dividends.
*	- Last adjusted closing price.
[1]	- Net dividends.
[2]	- The "Date of Last Coupon" for New listings refers to the date company's stocks started to trade in Athex
[3]	- The Company Market Value is referred to the number of outstanding shares
[4]	- Sectors codification can be found in Appendix A
[5]	- The Market Value refers to the total number of shares listed (including their several classes) in the exchange by the company.
[6]	- P/E greater than 100
[7]	- Last view of the Order Book before the end of the trading session
[8]	- All Blocks Methods' Transactions Value are included.
4750	- Transfer to the Under Surveillance Category from 8/4/2011.
5093	- Transfer to the Surveillance Category as of 8/4/2015.
5141	- Transfer to the Surveillance Category as of 10/05/2017.
5160	- Transfer to the Surveillance Category as of 15/04/2016.
5165	- Transfer to the Surveillance Category as of 15/02/2018.
5193	- Transfer to the Surveillance Category as of 25/10/2018.
5197	- Transfer to the Surveillance Category as of 07/11/2018.
5232	- Transfer to the Under Surveillance Category from 08/04/2011.
5233	- Suspension of trading as of 13/05/2020.
5248	- Transfer to the Surveillance Category as of 06/09/20116.
5253	- Transfer to the Surveillance Category as of 14/5/2021.
5275	- Transfer to the Surveillance Category as of 09/07/2020.

Securities Blocks Details

Securities	Block Volume	Price	Block Trade Value	Time of approval	Note
PROFILE SA (CR)	72,600	5.25	381,150.00	10:31:42	20
PROFILE SA (CR)	127,400	5.24	667,576.00	10:32:11	20
EUROBANK HOLDINGS (CR)	500,000	2.23	1,114,500.00	10:50:53	20
BANK OF CYPRUS (CR)	20,481	4.48	91,754.88	11:12:27	20
INTRACOM HOLDINGS (CR)	100,000	2.90	290,000.00	11:25:14	20
EUROBANK HOLDINGS (CR)	500,000	2.25	1,122,500.00	11:42:42	20
EUROBANK HOLDINGS (CR)	600,000	2.24	1,344,300.00	12:47:45	20
EUROBANK HOLDINGS (CR)	200,000	2.24	448,600.00	14:17:22	20
OPAP (CR)	27,294	15.70	428,515.80	14:34:41	20
EUROBANK HOLDINGS (CR)	250,000	2.25	561,250.00	15:24:29	20
BANK OF CYPRUS (CR)	290,865	4.50	1,308,892.50	15:29:50	20
EUROBANK HOLDINGS (CR)	231,392	2.26	522,020.35	15:55:14	20
NATIONAL BANK (CR)	100,000	7.51	751,400.00	15:57:01	20
NATIONAL BANK (CR)	53,525	7.51	402,186.85	15:58:36	20
BANK OF CYPRUS (CR)	70,000	4.68	327,600.00	16:29:10	18
BANK OF CYPRUS (CR)	11,000	4.68	51,480.00	16:30:44	18
EUROBANK HOLDINGS (CR)	800,000	2.24	1,791,200.00	16:57:21	20
MOTOR OIL (CR)	18,450	20.14	371,583.00	17:11:25	20
NATIONAL BANK (CR)	50,000	7.46	373,000.00	17:12:25	20

Blocks Notes

- 9 - Method 6-1 / Special Fees
- 10 - Method 6-1 / Special Fees, SDS
- 14 - Method 6-3 / Settlement, Incomplete Buy and Sell
- 18 - Method 6-2 / SPOT 1
- 19 - Method 6-2 / SPOT 2
- 20 - Method 6-1 and Method 6-1 Same Day Settlement
- 21 - Other Pre-agreed

Shares Rights Details

Occured date	Exercise from	Exercise until	Trading until	Rights	Price min	Price max	Closing price	Last Bid	Last Ask	Volume	Trades	Transactions Value
--------------	---------------	----------------	---------------	---------------	-----------	-----------	---------------	----------	----------	--------	--------	--------------------

No Rights Transactions.

Forced Sales Details

Securities	Category of Security	Transactions Volume	Number of Trades	Transactions Value	Note
------------	----------------------	------------------------	---------------------	-----------------------	------

No Forced Transactions.

Forced Sales Notes

- 1 - Compulsory Public Forced Sales
- 2 - Forced Sales of Fixed Registered Shares
- 3 - Forced Sales of Remaining Fractional Shares

Exchange Traded Funds (ETFs) Characteristics

	Transactions Date (T)	Creation / Redemption	Units (T-1)	New Units (T-1)	Redemption Units (T-1)	Units (T) [1]	Fund Assets [2]	Net Unit Price	Dividend per Unit	Dividend Date
ALPHA ETF FTSE Athex Large Cap	06/12/2024	5,000	971,502	---	---	971,502	34,421,550.00	35.4313	1.35	01/07/2024

ETFs Notes

[1] - Units (T) = Units (T-1) + New Units (T-1) - Redemption Units (T-1)

[2] - The Creation / Redemption Units of T-1 are included.

Non Convertible Corporate Bonds - Regulated Market

Num Listed Bonds	Nominal price	Issue price	Today's Rate	Exp. Date	Duration (years)	Note	Coupon		Trading Unit	Corporate Bonds	Accrued Int.	Yield.T.Mat	Price min	Price max	Closing price	Previous closing price/date	Volume	Transactions Value	Last order		ear min	Year max		
							Common	Preferred											Price	Buy / Sell			Date	
100,000	1,000.00	1,000.00	2.80	25/01/2027	5	---	6	---	1	PREMIA S.A. (Non Convertible)	10.7333	4.6100	95.2600	96.9999	95.6950	96.0500	05/12/2024	20,000	19,353.66	95.7500	B	36/12/2024	90.9974	97.8048
320,000	1,000.00	1,000.00	3.40	21/07/2027	7	---	9	---	1	LAMDA DEVELOPMENT S.A. (Non Convertible)	13.3167	3.6710	97.9999	98.4500	97.9999	98.4500	05/12/2024	28,000	27,900.15	97.7800	B	36/12/2024	92.0000	98.5000
200,000	1,000.00	1,000.00	2.10	27/10/2027	7	---	9	---	1	O.P.A.P. S.A. (Non Convertible)	2.4500	2.6750	97.0200	97.8900	97.8000	98.0000	05/12/2024	39,000	38,073.15	97.0200	B	36/12/2024	90.5800	98.8000
200,000	1,000.00	1,000.00	1.90	23/03/2028	7	---	8	---	1	MOTOR OIL CORINTH REFINERIES SA (Non Convertible)	4.1167	3.2870	94.9999	95.2000	95.1168	95.0000	05/12/2024	12,000	11,463.42	95.0000	B	36/12/2024	90.8477	95.5001
300,000	1,000.00	1,000.00	2.30	20/07/2028	7	---	7	---	1	PRODEA REIC S.A.(Non Convertible)	9.0083	3.8470	92.8000	94.5000	94.0449	94.4400	05/12/2024	246,000	233,423.05	93.8000	B	36/12/2024	86.1234	94.5000
150,000	1,000.00	1,000.00	2.65	22/10/2026	5	---	7	---	1	CPLP SHIPPING HOLDINGS PLC (Non Convertible)	3.6069	3.8230	97.3000	97.4800	97.3500	97.3140	05/12/2024	15,000	14,668.60	97.2997	B	36/12/2024	93.0000	97.5000
250,000	1,000.00	1,000.00	2.45	16/11/2028	7	---	7	---	1	ELVALHALCOR S.A. (Non Convertible)	1.4972	3.4140	94.5000	95.7500	95.6923	94.5000	05/12/2024	57,000	54,374.35	94.7000	B	36/12/2024	88.4206	97.3000
120,000	1,000.00	1,000.00	2.65	06/12/2028	7	---	7	---	1	NOVAL PROPERTY REIC (Non Convertible)	0.2944	3.6080	94.1201	95.7000	95.5800	94.3000	05/12/2024	42,000	39,956.51	95.4900	B	36/12/2024	88.5000	95.9642
500,000	1,000.00	1,000.00	2.75	03/07/2027	7	---	9	---	1	GEK TERNA S.A. (Non Convertible)	12.2222	3.5670	96.3200	97.3999	97.0000	97.1650	05/12/2024	44,000	43,047.88	96.7150	B	36/12/2024	91.5500	97.4000
100,000	1,000.00	1,000.00	2.95	11/02/2027	5	---	6	---	1	SAFE BULKERS PARTICIPATIONS PLC (Non Convertible)	9.8333	3.3290	97.8000	98.7800	98.6400	97.6010	05/12/2024	13,000	12,909.03	98.0000	B	36/12/2024	92.0000	99.2000
150,000	1,000.00	1,000.00	2.60	22/10/2026	7	---	11	---	1	TERNA ENERGY FINANCE S.A. (Non Convertible)	3.5389	3.4250	---	---	---	97.7000	05/12/2024	---	---	98.0000	B	36/12/2024	92.8293	98.0000
500,000	1,000.00	1,000.00	4.00	10/07/2030	7	---	3	---	1	METLEN ENERGY & METALS S.A. (Non Convertible)	17.0000	3.5370	100.8500	101.2300	101.2300	100.9930	05/12/2024	187,000	192,010.23	101.0001	B	36/12/2024	98.3001	101.7900
100,000	1,000.00	1,000.00	5.50	15/12/2028	5	---	2	---	1	IDEAL HOLDINGS S.A. (Non Convertible)	26.8889	4.3220	103.2000	103.3000	103.2691	103.2000	05/12/2024	47,000	49,800.28	103.1500	B	36/12/2024	100.6502	104.1000
200,000	1,000.00	1,000.00	4.25	23/01/2029	5	---	2	---	1	AUTOHELLAS S.A. (Non Convertible)	16.5278	3.4670	102.0000	102.3900	102.3900	102.6050	05/12/2024	2,000	2,076.96	102.0000	B	36/12/2024	97.5000	102.9000
130,000	1,000.00	1,000.00	6.00	27/02/2029	5	---	2	---	1	INTRALOT S.A. (Non Convertible)	17.5000	5.0590	101.7000	102.6000	102.4765	102.4300	05/12/2024	17,000	17,718.50	101.7000	B	36/12/2024	100.0050	103.1000
120,000	1,000.00	1,000.00	3.95	04/04/2025	7	---	14	---	1	GEK TERNA S.A. (Non Convertible)	7.3514	3.0940	100.0000	100.0200	100.0091	99.9100	03/12/2024	116,000	116,863.36	100.0000	B	36/12/2024	98.1282	100.4000
230,000	1,000.00	1,000.00	4.70	12/07/2029	7	---	5	---	1	LAMDA DEVELOPMENT S.A. (Non convertible)	19.7139	3.8090	101.8000	101.8000	101.8000	100.9940	05/12/2024	33,000	34,244.56	101.0002	B	36/12/2024	97.0000	103.1000
100,000	1,000.00	1,000.00	4.40	26/07/2029	7	---	5	---	1	CPLP SHIPPING HOLDINGS PLC (Non Convertible)	16.7444	3.9550	100.0003	100.2001	100.1077	100.3000	05/12/2024	13,000	13,231.68	100.1010	B	36/12/2024	95.0948	101.5000

Corporate Bonds Notes

Transactions Volume = (Pieces) * (Nominal Price). Transactions Value = (Pieces) * (Nominal Price) * (price %) + (Accrued interest).

The price of a Bond is stated as a percentage (%) of Bond's Nominal Price.

Nominal Price in Euros (€), except if it is noted differently.

Non Convertible Corporate Bonds - Regulated Market

Num Listed Bonds	Nominal price	Issue price	Today's Rate	Exp. Date	Duration (years)	Note	Coupon		Trading Unit	Corporate Bonds	Accrued Int.	Yield.T.Mat	Price min	Price max	Closing price	Previous closing price/date	Volume	Transactions Value	Last order			ear min	Year max	
							Common	Preferred											Price	Buy / Sell	Date			
199,375	1,000.00	1,000.00	3.60	12/03/2026	7	---	12	---	1	AEGEAN AIRLINES S.A. (Non Convertible)	8.9000	2.9090	100.1000	100.1000	100.1000	99.7600	05/12/2024	10,000	10,099.00	99.7600	B	06/12/2024	97.1458	101.0000
300,000	1,000.00	1,000.00	2.30	14/12/2028	7	---	6	---	1	GEK TERNA S.A. (Non Convertible)	11.4361	3.8390	92.9801	93.7999	93.6304	93.1000	05/12/2024	45,000	42,648.30	93.6000	B	06/12/2024	86.5021	95.3900

Corporate Bonds Notes

Transactions Volume = (Pieces) * (Nominal Price). Transactions Value = (Pieces) * (Nominal Price) * (price %) + (Accrued interest).

The price of a Bond is stated as a percentage (%) of Bond's Nominal Price.

Nominal Price in Euros (€), except if it is noted differently.

Government Bonds

Number Listed Bonds	Nominal price	Today's Rate	Accrued Interest Calc	Exp. Date [1]	Duration (years)	Note	Coupons Date	Curr. coupon value	Trading Unit	Government Bonds	Price min	Price max	Closing price	Previous closing price/date	Volume	Transactions Value	Price	Last order Buy / Sell	Date
3,000,000	1,000.00	4.13	Actual/Actual	15/06/2054	30	---	15/06	4.13	1	GGB-FXD-150654-30Y-4.125-1.000	---	---	---	---	---	---	---	---	---
4,700,000	1,000.00	1.88	Actual/Actual	04/02/2035	15	---	04/02	1.88	1	GGB-FXD-040235-15Y-1.875-1.000	---	---	---	---	---	---	---	---	---
6,000,000	1,000.00	0.75	Actual/Actual	18/06/2031	10	---	18/06	0.75	1	GGB-FXD-180631-10Y-0.750-1.000	---	---	---	---	---	---	---	---	---
3,600,000	1,000.00	3.88	Actual/Actual	15/06/2028	5	---	15/06	3.88	1	GGB-FXD-150628-05Y-3.875-1.000	---	---	---	---	---	---	---	---	---
5,962,747,327	1.00	3.75	Actual/Actual	30/01/2028	10	---	/02 - 01/02 - 31/	3.75	1	GGB-FXD-300128-10Y-3.750-1.000	---	---	---	85.4610 13/07/2018	---	---	1.0000	B	28/11/2018
7,067,309,386	1.00	3.90	Actual/Actual	30/01/2033	15	---	/02 - 01/02 - 31/	3.90	1	GGB-FXD-300133-15Y-3.900-1.000	---	---	---	78.6730 13/07/2018	---	---	1.0000	B	28/11/2018
5,622,848,349	1.00	4.00	Actual/Actual	30/01/2037	19	---	/02 - 01/02 - 31/	4.00	1	GGB-FXD-300137-19Y-4.000-1.000	---	---	---	77.0370 13/07/2018	---	---	1.0000	B	28/11/2018
5,476,770,669	1.00	4.20	Actual/Actual	30/01/2042	24	---	/02 - 01/02 - 31/	4.20	1	GGB-FXD-300142-24Y-4.200-1.000	---	---	---	77.7640 13/07/2018	---	---	1.0000	B	28/11/2018
4,950,000	1,000.00	3.38	Actual/Actual	15/06/2034	10	---	15/06	3.38	1	GGB-FXD-150634-10Y-3.375-1.000	---	---	---	---	---	---	---	---	---
40,248,141	1.00	4.30	Actual/Actual	24/02/2025	13	---	24/02	4.30	1	GGB-FXD-240225-13Y-2.000-1.000	---	---	---	10.0000 22/06/2015	---	---	---	---	---
59,586,043	1.00	4.30	Actual/Actual	24/02/2026	14	---	24/02	4.30	1	GGB-FXD-240226-14Y-2.000-1.000	---	---	---	10.0000 22/06/2015	---	---	---	---	---
41,118,344	1.00	4.30	Actual/Actual	24/02/2027	15	---	24/02	4.30	1	GGB-FXD-240227-15Y-2.000-1.000	---	---	---	10.0000 22/06/2015	---	---	---	---	---
45,137,734	1.00	4.30	Actual/Actual	24/02/2028	16	---	24/02	4.30	1	GGB-FXD-240228-16Y-2.000-1.000	---	---	---	10.0000 22/06/2015	---	---	---	---	---
61,768,888	1.00	4.30	Actual/Actual	24/02/2029	17	---	24/02	4.30	1	GGB-FXD-240229-17Y-2.000-1.000	---	---	---	10.0000 22/06/2015	---	---	---	---	---
54,567,744	1.00	4.30	Actual/Actual	24/02/2030	18	---	24/02	4.30	1	GGB-FXD-240230-18Y-2.000-1.000	---	---	---	10.0000 22/06/2015	---	---	---	---	---
37,541,515	1.00	4.30	Actual/Actual	24/02/2031	19	---	24/02	4.30	1	GGB-FXD-240231-19Y-2.000-1.000	---	---	---	10.0000 22/06/2015	---	---	---	---	---
37,558,317	1.00	4.30	Actual/Actual	24/02/2032	20	---	24/02	4.30	1	GGB-FXD-240232-20Y-2.000-1.000	---	---	---	10.0000 22/06/2015	---	---	---	---	---
37,473,732	1.00	4.30	Actual/Actual	24/02/2033	21	---	24/02	4.30	1	GGB-FXD-240233-21Y-2.000-1.000	---	---	---	10.0000 22/06/2015	---	---	---	---	---
33,888,293	1.00	4.30	Actual/Actual	24/02/2034	22	---	24/02	4.30	1	GGB-FXD-240234-22Y-2.000-1.000	---	---	---	10.0000 22/06/2015	---	---	---	---	---
35,177,800	1.00	4.30	Actual/Actual	24/02/2035	23	---	24/02	4.30	1	GGB-FXD-240235-23Y-2.000-1.000	---	---	---	10.0000 22/06/2015	---	---	---	---	---
35,547,268	1.00	4.30	Actual/Actual	24/02/2036	24	---	24/02	4.30	1	GGB-FXD-240236-24Y-2.000-1.000	---	---	---	10.0000 22/06/2015	---	---	---	---	---
40,246,306	1.00	4.30	Actual/Actual	24/02/2037	25	---	24/02	4.30	1	GGB-FXD-240237-25Y-2.000-1.000	---	---	---	10.0000 22/06/2015	---	---	---	---	---
37,643,952	1.00	4.30	Actual/Actual	24/02/2038	26	---	24/02	4.30	1	GGB-FXD-240238-26Y-2.000-1.000	---	---	---	10.0000 22/06/2015	---	---	---	---	---
36,977,100	1.00	4.30	Actual/Actual	24/02/2039	27	---	24/02	4.30	1	GGB-FXD-240239-27Y-2.000-1.000	---	---	---	10.0000 22/06/2015	---	---	---	---	---
41,615,000	1.00	4.30	Actual/Actual	24/02/2040	28	---	24/02	4.30	1	GGB-FXD-240240-28Y-2.000-1.000	---	---	---	10.0000 22/06/2015	---	---	---	---	---
42,227,208	1.00	4.30	Actual/Actual	24/02/2041	29	---	24/02	4.30	1	GGB-FXD-240241-29Y-2.000-1.000	---	---	---	10.0000 22/06/2015	---	---	---	---	---
68,288,487	1.00	4.30	Actual/Actual	24/02/2042	30	---	24/02	4.30	1	GGB-FXD-240242-30Y-2.000-1.000	---	---	---	10.0000 22/06/2015	---	---	---	---	---
4,500,000	1,000.00	3.88	Actual/Actual	12/03/2029	10	---	12/03	3.88	1	GGB-FXD-120329-10Y-3.875-1.000	---	---	---	---	---	---	100.0000	B	15/10/2019
4,500,000	1,000.00	0.00	Actual/Actual	12/02/2026	5	---	12/02	0.00	1	GGB-FXD-120226-05Y-0.000-1.000	---	---	---	---	---	---	---	---	---
2,209,163	1,000.00	3.38	Actual/Actual	15/02/2025	7	---	15/02	3.38	1	GGB-FXD-150225-07Y-3.375-1.000	---	---	---	---	---	---	---	---	---
964,000	1,000.00	3.25	Actual/Actual	20/03/2025	6	---	20/03	3.25	1	GGB-FXD-200325-06Y-3.250-1.000	---	---	---	---	---	---	---	---	---
2,100,000	1,000.00	3.55	Actual/Actual	20/03/2026	7	---	20/03	3.55	1	GGB-FXD-200326-07Y-3.550-1.000	---	---	---	---	---	---	---	---	---
5,500,000	1,000.00	1.50	Actual/Actual	18/06/2030	10	---	18/06	1.50	1	GGB-FXD-180630-10Y-1.500-1.000	---	---	---	---	---	---	---	---	---
3,500,000	1,000.00	4.38	Actual/Actual	18/07/2038	15	---	18/07	4.38	1	GGB-FXD-180738-15Y-4.375-1.000	---	---	---	---	---	---	---	---	---

Government Bonds Notes

Transactions Volume = (Pieces) * (Nominal Price). Transactions Value = (Pieces) * (Nominal Price) * (price %) + (Accrued interest).

The Value of current coupon for the issues with NV 0.01 euro refers to NV 100 euros

FLR: Floating Interest Rate.

[1] - The Expiration Date of the interest bearing period and the Date for coupon payment.

Government Bonds

Number Listed Bonds	Nominal price	Today's Rate	Accrued Interest Calc	Exp. Date [1]	Duration (years)	Note	Coupons Date	Curr. coupon value	Trading Unit	Government Bonds	Price min	Price max	Closing price	Previous closing price/date	Volume	Transactions Value	Price	Last order Buy / Sell	Date
40,000	1,000.00	3.91	FLR	Actual/360	18/09/2025	1	---	18/09 - 18/03	---	1	GGB-FLT-180925-01Y-3.915-1.000	---	---	---	---	---	---	---	---
5,364,250	1,000.00	3.25		Actual/Actual	20/03/2050	30	---	20/03	3.25	1	GGB-FXD-200350-30Y-3.250-1.000	---	---	---	---	---	---	---	---
3,924,361	1,000.00	2.00		Actual/Actual	22/04/2027	7	---	22/04	2.00	1	GGB-FXD-220427-07Y-2.000-1.000	---	---	---	---	---	99.9000	B	22/04/2020
2,500,000	1,000.00	1.88		Actual/Actual	23/07/2026	7	---	23/07	1.88	1	GGB-FXD-230726-07Y-1.875-1.000	---	---	---	---	---	---	---	---
4,900,000	1,000.00	4.25		Actual/Actual	15/06/2033	10	---	15/06	4.25	1	GGB-FXD-150633-10Y-4.250-1.000	---	---	---	---	---	---	---	---
3,500,000	1,000.00	1.88		Actual/Actual	24/01/2052	30	---	24/01	1.88	1	GGB-FXD-240152-30Y-1.875-1.000	---	---	---	---	---	---	---	---
3,700,000	1,000.00	1.75		Actual/Actual	18/06/2032	10	---	18/06	1.75	1	GGB-FXD-180632-10Y-1.750-1.000	---	---	---	---	---	---	---	---
2,200,000	1,000.00	1.13	FLR	Actual/360	15/12/2027	5	---	- 15/12 - 15/03 -	---	1	GGB-FLT-151227-05Y-1.130-1.000	---	---	---	---	---	102.1600	B	30/12/2022

Government Bonds Notes

Transactions Volume = (Pieces) * (Nominal Price). Transactions Value = (Pieces) * (Nominal Price) * (price %) + (Accrued interest).

The Value of current coupon for the issues with NV 0.01 euro refers to NV 100 euros

FLR: Floating Interest Rate.

[1] - The Expiration Date of the interest bearing period and the Date for coupon payment.

Treasury Bills & Zero Coupon Government Bonds

Issue Date	13-Week Maturity									26-Week Maturity									52-Week Maturity								
	Exp. Date	Initial Rate	Num Listed Bonds	Nominal price	Issue price	Last Trade Price	Last Trade Date	Volume Traded	Note	Exp. Date	Initial Rate	Num Listed Bonds	Nominal price	Issue price	Last Trade Price	Last Trade Date	Volume Traded	Note	Exp. Date	Initial Rate	Num Listed Bonds	Nominal price	Issue price	Last Trade Price	Last Trade Date	Volume Traded	Note
08/03/2024	---	---	---	---	---	---	---	---	---	---	---	---	---	---	---	---	---	---	07/03/2025	3.73	812,500	1,000.00	963.70	---	---	---	---
07/06/2024	---	---	---	---	---	---	---	---	---	---	---	---	---	---	---	---	---	---	06/06/2025	3.34	600,000	1,000.00	967.30	---	---	---	---
06/09/2024	---	---	---	---	---	---	---	---	---	---	---	---	---	---	---	---	---	---	05/09/2025	2.82	600,000	1,000.00	972.28	---	---	---	---

Bonds in Circulation	Currency / Min nominal traded Value	Coupons Payment Date	Current Coupon Value	Note	Coupon	Trading Unit	Issue Date	Duration (years)	Today's Interest	A.I.C in days	Bonds	Last price of previous days		Last Outcry in Cash (euro)			Trades in Pieces	Life min	Life Max
												Price	Buy / Sell	Date	Price	Buy / Sell			
Corporate Bonds in Foreign Currency and Euro																			
103,746	GBP / 10	01/12	0.25	---	66	1	01/12/1930	98	2.5	360	National Mortgage Bank	2.27	05/02/1996	2.27	S	05/02/1996	---	2.27	2.27
0	GBP / 10	01/12	0.25	---	68	1	01/12/1928	100	2.5	360	National Mortgage Bank	---	---	---	---	---	---	---	---

Government Bonds Notes

A.I.C: Accrued Interest Calculation base.

FLR: Floating Interest Rate.

The minimum tradeable Nominal Value for all Demeterialised Government Titles is 100 Euros.

(μφρ-0)

Athex & ATHEXClear Members List

Member Name	Stock Market			Derivatives Market		ATHEXClear Member				
	Address	Phone	Fax	Market Member	Remote Member	Market Maker	Proprietary	Market Maker	General Clearing	Direct Clearing
A. SARRIS SECURITIES S.A.				a						
6, ΔΡΑΓΑΤΣΑΝΙΟΥ 6 ΑΘΗΝΑ	2103367700									
AEONIC SECURITIES C.I.F. P.L.C.				a						
, ΛΑΪΟΥ 6, ΓΡ. 301B, ANNA COURT	35725337600									
ALPHA BANK S.A.									a	
, ΣΤΑΔΙΟΥ 40 ΑΘΗΝΑ	2103260000									
ALPHA FINANCE INVESTMENT SERVICES SINGLE MEMBER SA				a		a	a	a		a
5, ΠΑΝΕΠΙΣΤΗΜΙΟΥ 45 ΑΘΗΝΑ	2103677400									
ARGUS STOCKBROKERS LTD				a	a		a			
25, 25 ΛΕΩΦΟΡΟΣ ΔΗΜΟΣΘΕΝΗ ΣΕΒΕΡΗ	0035722717000									
ATHLOS CAPITAL INVESTMENT SERVICES LTD				a	a					
, 17 STASINOU AVENUE, BEDIZIA TOWER, 6TH & 7TH FL.	35722110777									
ATLANTIC SECURITIES LTD				a	a					
37, ΠΡΟΔΡΟΜΟΥ 37	0035722445400									
AXON SECURITIES S.A.				a			a			
48, ΣΤΑΔΙΟΥ 48 ΑΘΗΝΑ	2103363800									
BETA SECURITIES S.A.				a		a	a			a
29, ΑΛΕΞΑΝΔΡΑΣ 29 ΑΘΗΝΑ	210 6478900									
BNP PARIBAS S.A.									a	
, ΛΑΜΨΑΚΟΥ 2 ΑΘΗΝΑ	2107468525									
BOFA SECURITIES EUROPE SA				a	a					
, 51 RUE LA BOÉTIE	+33 153655555									
CITIGROUP GLOBAL MARKETS EUROPE AG				a	a					
16, REUTERWEG 16	+49 691366-0									
CITIGROUP GLOBAL MARKETS LIMITED				a						
1, 33 CANADA SQUARE -CANARY WHARF	+44 02079864000									
CREDIT SUISSE BANK (EUROPE), S.A.				a						
, CALLE AYALA 42, 3A PLANTA-B MADRID	+34917916000									
CREDIT SUISSE SECURITIES (EUROPE) LIMITED				a						
1, ONE CABOT SQUARE LONDON	+44 2078888888									
CYCLOS SECURITIES S.A.				a			a			
39, ΧΑΡΙΛΑΟΥ ΤΡΙΚΟΥΠΗ 6-8-10 ΑΘΗΝΑ	2103364300									
DEUTSCHE BANK S.A.					a					
1, GREAT WINCHESTER STREET LONDON	+44 20 754 54209	00441133361437								
EUROBANK EQUITIES INVESTMENT FIRM SINGLE MEMBER SA				a		a	a	a		a
, ΦΙΛΕΛΛΗΝΩΝ 10 & ΞΕΝΟΦΩΝΤΟΣ 13 ΑΘΗΝΑ	2103720425									
EUROBANK S.A.									a	
, ΟΘΩΝΟΣ 8 ΑΘΗΝΑ	2144043907									
EUROCORP INVESTMENT SERVICES S.A.				a			a			a
14, ΠΛ.ΦΙΛΙΚΗΣ ΕΤΑΙΡΕΙΑΣ 14 ΑΘΗΝΑ	2107263600									
EUOTRUST INVESTMENT FIRM SA				a						
113, ΣΕΒΑΣΤΟΥΠΟΛΕΩΣ 113 ΑΘΗΝΑ	2103363100									
EUROXX SECURITIES S.A.				a		a	a	a		a
7, ΠΑΛΕΟΛΟΓΟΥ ΧΑΛΑΝΔΡΙ	+30 2106879400	210-6879401								
7, ΠΑΛΑΙΟΛΟΓΟΥ ΧΑΛΑΝΔΡΙ	(210)-6879400	(210)-6879401								
FREEDOM FINANCE EUROPE LTD				a	a					
, ΧΡΙΣΤΑΚΗ ΚΡΑΝΟΥ 20	035725257786									
G. A. PERVANAS SECURITIES- INVESTMENT SERVICES S.A.				a						
7-9, ΣΟΦΟΚΛΕΟΥΣ 7-9 ΑΘΗΝΑ	2103727200									
GLOBAL CAPITAL SECURITIES & FINANCIAL SERVICES LTD				a	a					
50, ΛΑΡΧΙΕΠΙΣΚΟΠΟΥ ΜΑΚΑΡΙΟΥ Γ50	0035722710710									
GREENPOST TRADING EUROPE LTD				a	a					
, ΚΙΜΩΝΟΣ 3, ACROPOLIS MANSIONS, 2ND FLOOR, FLAT/OFFICE 202	035722521389									
HELLENIC AMERICAN SECURITIES S.A.				a		a	a			a
27, ΑΝΔΡΕΑ ΠΑΠΑΝΔΡΕΟΥ 27 ΜΑΡΟΥΣΙ	2103311100									
HELLENIC BANK (INVESTMENTS) LTD					a					
, ΑΥΞ.ΚΥΡΙΑΚΟΥ ΜΑΤΣΙ 31 - PO BOX 24747 NICOSIA	+357 22500100	357 22500110								
HSBC CONTINENTAL EUROPE									a	
109-111, Α.ΜΕΣΟΓΕΙΩΝ 109-111	2106960000									
INDEX SECURITIES S.A.				a						
6, ΔΡΑΓΑΤΣΑΝΙΟΥ 6 ΑΘΗΝΑ	2103213920									
J. CHR. MAVRIKIS SECURITIES S.A.				a						
5, ΣΟΦΟΚΛΕΟΥΣ 5 ΑΘΗΝΑ	2103216730									

Athex & ATHEXClear Members List

Member Name				Stock Market			Derivatives Market		ATHEXClear Member	
	Address	Phone	Fax	Market Member	Remote Member	Market Maker	Proprietary	Market Maker	General Clearing	Direct Clearing
KAPPA SECURITIES S.A.				a			a			
15, ΒΑΛΑΟΡΙΤΟΥ 15 ΑΘΗΝΑ	2103678600									
KARAMANOF SECURITIES & INVESTMENT SERVICES S.A.				a						
2, ΠΛ.ΑΓ.ΘΕΟΔΩΡΩΝ 2 ΑΘΗΝΑ	2103212947									
LAIKI FINANCIAL SERVICES LTD					a					
26, AVE. VYRONOS NICOSIA	357 22367367	357 22718567								
LEON DEPOLAS SECURITIES S.A.				a		a	a			
1, ΧΡΗΣΤΟΥ ΛΑΔΑ 1 ΑΘΗΝΑ	2103213276 -28									
MEGA EQUITY SECURITIES & FINANCIAL SERVICES PUBLIC LTD				a	a		a			
42-44, ΛΕΩΦ.ΓΡΙΒΑ ΔΙΓΕΝΗ 42-44	0035722711711									
MERIT SECURITIES S.A				a		a	a			a
5, ΣΟΦΟΚΛΕΟΥΣ 5 ΑΘΗΝΑ	2141008814									
MERRILL LYNCH INTERNATIONAL				a						
2, 2 KING EDWARD STREET LONDON	+44 20276281000									
N. CHRYSOCHOIDIS STOCK BROKERAGE I.S.S.A.				a			a			a
7-9, ΣΟΦΟΚΛΕΟΥΣ 7-9 ΑΘΗΝΑ	2103213913									
NATIONAL BANK OF GREECE S.A.				a		a	a		a	
86, ΑΙΟΛΟΥ ΣΤΡ. ΑΘΗΝΑ	(210)-3341000	(210)-3228187								
68, ΑΚΑΔΙΜΙΑΣ ΣΤΡ. ΑΘΗΝΑ	(210)-3328817	(210)-3328678								
NATIONAL SECURITIES SINGLE MEMBER SA				a		a	a	a		
66, ΛΕΩΦΟΡΟΣ ΑΘΗΝΩΝ 128-132 & ΙΦΙΓΕΝΙΑΣ ΑΘΗΝΑ	2103328784									
NUNTIUS BROKERAGE AND INVESTMENT SERVICES SINGLE MEMBER S.A.				a			a			
6, ΔΡΑΓΑΤΣΑΝΙΟΥ 6 ΑΘΗΝΑ	2103350599									
ONE PLUS CAPITAL LIMITED				a	a					
, 75 PRODROMOU AVENUE NICOSIA 1307	35722873760									
OPTIMA BANK S.A.				a		a	a	a	a	
, ΑΙΓΙΑΛΕΙΑΣ 32 & ΠΑΡΑΔΕΙΣΟΥ ΜΑΡΟΥΣΙ	210 8173000									
PANCRETA BANK S.A									a	
, ΙΚΑΡΟΥ 5	2810338746									
PANTELAKIS SECURITIES S.A.				a		a	a	a		
57, ΕΘΝΙΚΗΣ ΑΝΤΙΣΤΑΣΕΩΣ 57, ΚΤΙΠΙΟ Β CHALANDRI	2106965000									
PIRAEUS BANK S.A.				a			a		a	
, ΑΜΕΡΙΚΗΣ 4 ΑΘΗΝΑ	2103335000									
PIRAEUS SECURITIES S. A.				a		a	a	a		a
10, ΣΤΑΔΙΟΥ 10 ΑΘΗΝΑ	2103354100									
PROCHOICE SECURITIES LTD				a	a					
57, ΛΕΩΦ.ΣΠΥΡΟΥ ΚΥΠΡΙΑΝΟΥ 57, ΑΚΙΝΗΤΑ Φ	035724661192									
SHARELINK SECURITIES & FINANCIAL SERVICES LTD				a			a			
6, HOUSE-ΘΕΟΤΟΚΗ 6 ΜΕΓΑΡΟ ΕΛΜΗΝΑ	+357 22554200									
SOCIETE GENERALE S.A.				a	a		a			
, 17 COURS VALMY, CEDEX	+157290504									
SOLIDUS SECURITIES S.A				a			a			a
64, ΛΟΥΙΖΗΣ ΠΙΑΝΚΟΥΡ 64 ΑΘΗΝΑ	2106900605									
ST. EM. LAVRENTAKIS SECURITIES S.A.				a						
7-9, ΣΟΦΟΚΛΕΟΥΣ 7-9 ΑΘΗΝΑ	2103213336									
THE CYPRUS INVESTMENT & SECURITIES CORPORATION LTD				a	a					
154, 1 AG. PROKOPIΟΥ & POSIDONOS 1ST FLOOR	0035722121700									
UBS EUROPE SE				a	a					
, OPERNTURM, BOCKENHEIMER LANDSTRASSE 2-4	496921790									
UBS LIMITED					a					
1, FINSBURY AVENUE LONDON	+44 2075687135									
VIGOR FINANCE INVESTMENT SERVICES S.A.				a		a	a	a		
, ΨΥΧΑΡΗ 14 Ν. ΨΥΧΙΚΟ	2106718400									

Underlying Asset				Derivatives Market													
Price max	Price min	Closing price	change	Delivery Month	Open price	Price max	Price min	Last price	Closing price	Last Bid	Last Ask	Fixing price*	Life high	Life low	Trades	Volume	Open Interest
FTSE/Athex Large Cap				(Trade Unit: 1 Index Point x 2E, Cash Settlement)													
3,557.41	3,536.29	3,551.89	0.19%	December 2024	3,540.00	3,559.00	3,534.00	3,549.25	3,549.25	---	---	---	3,559.00	---	113	393	4,881
				January 2025	3,540.25	3,555.25	3,536.00	3,555.25	3,555.25	---	---	---	3,555.25	---	21	172	276
				February 2025	---	---	---	---	3,560.50	---	---	---	---	---	---	---	---
				March 2025	---	---	---	---	3,566.00	---	---	---	---	---	---	---	---
				June 2025	---	---	---	---	3,583.75	---	---	---	---	---	---	---	---
				September 2025	---	---	---	---	3,601.75	---	---	---	---	---	---	---	---
FTSE/Athex Banks				(Trade Unit: 1 Index Point x 15E, Cash Settlement)													
1,285.39	1,264.71	1,280.83	0.60%	December 2024	---	---	---	---	1,274.75	---	---	---	1,296.00	---	---	---	1,576
				March 2025	---	---	---	---	1,280.75	---	---	---	---	---	---	---	---
				June 2025	---	---	---	---	1,287.25	---	---	---	---	---	---	---	---
				September 2025	---	---	---	---	1,293.50	---	---	---	---	---	---	---	---
MSCI GREECE REBASED				(Trade Unit: 1 Index Point x 2E, Cash Settlement)													
5,540.73	5,481.38	5,531.45	0.49%	December 2024	---	---	---	---	5,425.00	---	---	---	5,375.00	---	---	---	1
				January 2025	---	---	---	---	5,425.00	---	---	---	5,375.00	---	---	---	---
				February 2025	---	---	---	---	5,528.50	---	---	---	---	---	---	---	---
				March 2025	---	---	---	---	5,537.00	---	---	---	---	---	---	---	---
				April 2025	---	---	---	---	5,545.75	---	---	---	---	---	---	---	---
				May 2025	---	---	---	---	5,554.25	---	---	---	---	---	---	---	---
				June 2025	---	---	---	---	5,565.00	---	---	---	---	---	---	---	---
				September 2025	---	---	---	---	5,592.75	---	---	---	---	---	---	---	---

Derivatives notes

Fixing prices and final open positions can be retrieved from the following path <http://www.helex.gr/el/web/guest/statistics-end-of-day-derivatives>

Underlying Asset				Derivatives Market													
Price max	Price min	Closing price	change	Delivery Month	Open price	Price max	Price min	Last price	Closing price	Last Bid	Last Ask	Fixing price*	Life high	Life low	Trades	Volume	Open Interest
ADMIE (IPTO) HOLDING S.A. (CR)				(Contract Size: 100 Securities, Physical Delivery)													
2.495	2.425	2.445	-1.41%	December 2024	2.48	2.49	2.44	2.44	2.44	---	---	---	2.52	---	23	663	27,094
				March 2025	2.52	2.52	2.46	2.46	2.46	---	---	---	2.55	---	3	62	792
				June 2025	---	---	---	---	2.51	---	---	---	---	---	---	---	---
				September 2025	---	---	---	---	2.52	---	---	---	---	---	---	---	---
AEGEAN AIRLINES (CR)				(Contract Size: 100 Securities, Physical Delivery)													
10.38	10.04	10.05	-1.28%	December 2024	10.15	10.33	10.06	10.12	10.12	---	---	---	12.12	---	66	137	3,094
				March 2025	10.35	10.35	10.19	10.19	10.19	---	---	---	10.35	---	9	24	8
				June 2025	---	---	---	---	10.29	---	---	---	---	---	---	---	---
				September 2025	---	---	---	---	10.34	---	---	---	---	---	---	---	---
ALPHA SERVICES HOLD (CR)				(Contract Size: 100 Securities, Physical Delivery)													
1.643	1.61	1.643	0.74%	December 2024	1.62	1.64	1.61	1.64	1.64	---	---	---	1.73	---	218	9,595	146,673
				March 2025	1.64	1.66	1.63	1.66	1.66	---	---	---	1.67	---	34	811	7,785
				June 2025	---	---	---	---	1.65	---	---	---	---	---	---	---	---
				September 2025	---	---	---	---	1.66	---	---	---	---	---	---	---	---
ATHENS INTL AIRPORT (CR)				(Contract Size: 100 Securities, Physical Delivery)													
8.22	8.062	8.1	-1.34%	December 2024	8.15	8.15	8.10	8.10	8.10	---	---	---	8.19	---	2	2	366
				March 2025	---	---	---	---	8.26	---	---	---	---	---	---	---	---
				June 2025	---	---	---	---	8.30	---	---	---	---	---	---	---	---
				September 2025	---	---	---	---	8.34	---	---	---	---	---	---	---	---
AUTOHELLAS SA (CR)				(Contract Size: 100 Securities, Physical Delivery)													
10.58	10.36	10.46	-0.19%	December 2024	---	---	---	---	10.08	---	---	---	11.28	---	---	---	127
				March 2025	---	---	---	---	10.54	---	---	---	---	---	---	---	---
				June 2025	---	---	---	---	10.59	---	---	---	---	---	---	---	---
				September 2025	---	---	---	---	10.65	---	---	---	---	---	---	---	---
AVAX S.A. (CR)				(Contract Size: 100 Securities, Physical Delivery)													
1.508	1.46	1.478	0.68%	December 2024	1.50	1.50	1.49	1.49	1.49	---	---	---	1.61	---	8	13	1,219
				March 2025	---	---	---	---	1.48	---	---	---	---	---	---	---	---
				June 2025	---	---	---	---	1.48	---	---	---	---	---	---	---	---
				September 2025	---	---	---	---	1.49	---	---	---	---	---	---	---	---
BANK OF CYPRUS (CR)				(Contract Size: 100 Securities, Physical Delivery)													
4.53	4.46	4.51	1.58%	December 2024	---	---	---	---	4.40	---	---	---	4.34	---	---	---	1
				March 2025	---	---	---	---	4.47	---	---	---	---	---	---	---	---
				June 2025	---	---	---	---	4.49	---	---	---	---	---	---	---	---
				September 2025	---	---	---	---	4.51	---	---	---	---	---	---	---	---

Derivatives notes

Fixing prices and final open positions can be retrieved from the following path <http://www.helex.gr/el/web/guest/statistics-end-of-day-derivatives>

Underlying Asset				Derivatives Market													
Price max	Price min	Closing price	change	Delivery Month	Open price	Price max	Price min	Last price	Closing price	Last Bid	Last Ask	Fixing price*	Life high	Life low	Trades	Volume	Open Interest
CC HBC AG (CR)				(Contract Size: 100 Securities, Physical Delivery)													
34.46	34	34.22	0.12%	December 2024	34.23	34.23	34.14	34.14	34.14	---	---	---	34.46	---	2	6	191
				March 2025	34.39	34.39	34.39	34.39	34.39	---	---	---	34.50	---	2	10	30
				June 2025	---	---	---	---	34.55	---	---	---	---	---	---	---	---
				September 2025	---	---	---	---	34.73	---	---	---	---	---	---	---	---
CENERGY HOLDINGS (CB)				(Contract Size: 100 Securities, Physical Delivery)													
9.25	9.04	9.17	0.22%	December 2024	9.19	9.22	9.10	9.15	9.15	---	---	---	10.18	---	12	44	5,428
				March 2025	9.25	9.29	9.19	9.19	9.19	---	---	---	9.29	---	6	106	256
				June 2025	---	---	---	---	9.25	---	---	---	---	---	---	---	---
				September 2025	---	---	---	---	9.30	---	---	---	---	---	---	---	---
ELLAKTOR (CR)				(Contract Size: 100 Securities, Physical Delivery)													
1.814	1.784	1.792	0.67%	December 2024	1.81	1.81	1.79	1.81	1.81	---	---	---	2.06	---	14	22	4,402
				March 2025	---	---	---	---	1.81	---	---	---	1.78	---	---	---	179
				June 2025	---	---	---	---	1.80	---	---	---	---	---	---	---	---
				September 2025	---	---	---	---	1.81	---	---	---	---	---	---	---	---
ELVALHALCOR (CR)				(Contract Size: 100 Securities, Physical Delivery)													
1.94	1.904	1.928	0.00%	December 2024	1.93	1.94	1.93	1.94	1.94	---	---	---	1.99	---	22	62	4,171
				March 2025	1.96	1.96	1.96	1.96	1.96	---	---	---	1.96	---	1	25	1,289
				June 2025	---	---	---	---	1.95	---	---	---	---	---	---	---	---
				September 2025	---	---	---	---	1.96	---	---	---	---	---	---	---	---
EUROBANK HOLDINGS (CR)				(Contract Size: 100 Securities, Physical Delivery)													
2.26	2.215	2.236	0.72%	December 2024	2.22	2.26	2.22	2.23	2.23	---	---	---	2.28	---	157	5,765	20,157
				March 2025	2.24	2.25	2.24	2.24	2.24	---	---	---	2.25	---	18	139	178
				June 2025	---	---	---	---	2.24	---	---	---	---	---	---	---	---
				September 2025	---	---	---	---	2.26	---	---	---	---	---	---	---	---
EYDAP S.A. (CR)				(Contract Size: 100 Securities, Physical Delivery)													
5.95	5.85	5.9	0.00%	December 2024	---	---	---	---	5.90	---	---	---	5.96	---	---	---	3,852
				March 2025	---	---	---	---	5.93	---	---	---	---	---	---	---	---
				June 2025	---	---	---	---	5.96	---	---	---	---	---	---	---	---
				September 2025	---	---	---	---	5.99	---	---	---	---	---	---	---	---
FOURLIS (CR)				(Contract Size: 100 Securities, Physical Delivery)													
3.745	3.68	3.74	1.36%	December 2024	3.71	3.73	3.71	3.73	3.73	---	---	---	4.07	---	2	9	1,035
				March 2025	---	---	---	---	3.69	---	---	---	3.65	---	---	---	3
				June 2025	---	---	---	---	3.73	---	---	---	---	---	---	---	---
				September 2025	---	---	---	---	3.75	---	---	---	---	---	---	---	---

Derivatives notes

Fixing prices and final open positions can be retrieved from the following path <http://www.helex.gr/el/web/guest/statistics-end-of-day-derivatives>

Underlying Asset				Derivatives Market													
Price max	Price min	Closing price	change	Delivery Month	Open price	Price max	Price min	Last price	Closing price	Last Bid	Last Ask	Fixing price*	Life high	Life low	Trades	Volume	Open Interest
GEK TERNA (CR)				(Contract Size: 101 Securities, Physical Delivery)													
18.98	18.72	18.72	-0.64%	December 2024	18.83	18.90	18.79	18.79	18.79	---	---	---	19.12	---	5	15	10,636
				March 2025	18.99	19.00	18.98	18.98	18.98	---	---	---	19.10	---	5	26	12
				June 2025	---	---	---	---	19.05	---	---	---	---	---	---	---	---
				September 2025	---	---	---	---	19.14	---	---	---	---	---	---	---	---
HELLENIC EXCHANGES-A.S.E. (CR)				(Contract Size: 100 Securities, Physical Delivery)													
4.595	4.49	4.5	-1.10%	December 2024	4.58	4.58	4.51	4.51	4.51	---	---	---	4.74	---	11	40	3,613
				March 2025	4.62	4.62	4.57	4.57	4.57	---	---	---	4.62	---	5	140	2
				June 2025	---	---	---	---	4.60	---	---	---	---	---	---	---	---
				September 2025	---	---	---	---	4.62	---	---	---	---	---	---	---	---
HELLENIQ ENERGY (CR)				(Contract Size: 100 Securities, Physical Delivery)													
7.075	6.895	6.9	-1.43%	December 2024	7.03	7.03	6.94	6.96	6.96	---	---	---	7.35	---	28	118	5,232
				March 2025	7.04	7.04	6.85	6.92	6.92	---	---	---	7.10	---	9	22	54
				June 2025	---	---	---	---	7.08	---	---	---	---	---	---	---	---
				September 2025	---	---	---	---	7.11	---	---	---	---	---	---	---	---
INTRACOM HOLDINGS (CR)				(Contract Size: 100 Securities, Physical Delivery)													
2.96	2.885	2.91	-0.34%	December 2024	2.92	2.95	2.86	2.91	2.91	---	---	---	3.26	---	45	323	7,382
				March 2025	2.95	2.95	2.90	2.91	2.91	---	---	---	2.95	---	5	11	245
				June 2025	---	---	---	---	2.95	---	---	---	---	---	---	---	---
				September 2025	---	---	---	---	2.97	---	---	---	---	---	---	---	---
INTRAKAT (CR)				(Contract Size: 100 Securities, Physical Delivery)													
4.78	4.735	4.78	0.00%	December 2024	4.73	4.75	4.73	4.74	4.74	---	---	---	5.07	---	5	9	1,857
				March 2025	---	---	---	---	4.69	---	---	---	4.80	---	---	---	20
				June 2025	---	---	---	---	4.83	---	---	---	---	---	---	---	---
				September 2025	---	---	---	---	4.86	---	---	---	---	---	---	---	---
JUMBO SA (CR)				(Contract Size: 100 Securities, Physical Delivery)													
26.02	25.54	26.02	0.00%	December 2024	26.00	26.00	26.00	26.00	26.00	---	---	---	26.60	---	1	17	343
				March 2025	25.90	25.90	25.90	25.90	25.90	---	---	---	25.90	---	1	1	---
				June 2025	---	---	---	---	26.30	---	---	---	---	---	---	---	---
				September 2025	---	---	---	---	26.44	---	---	---	---	---	---	---	---
LAMDA DEVELOPMENT SA (CR)				(Contract Size: 100 Securities, Physical Delivery)													
7.22	7.1	7.1	-1.11%	December 2024	7.16	7.23	7.15	7.23	7.23	---	---	---	7.80	---	5	14	5,850
				March 2025	---	---	---	---	7.32	---	---	---	7.20	---	---	---	10
				June 2025	---	---	---	---	7.26	---	---	---	---	---	---	---	---
				September 2025	---	---	---	---	7.29	---	---	---	---	---	---	---	---

Derivatives notes

Fixing prices and final open positions can be retrieved from the following path <http://www.helex.gr/el/web/guest/statistics-end-of-day-derivatives>

Underlying Asset					Derivatives Market												
Price max	Price min	Closing price	change	Delivery Month	Open price	Price max	Price min	Last price	Closing price	Last Bid	Last Ask	Fixing price*	Life high	Life low	Trades	Volume	Open Interest
METLEN ENERGY & METALS (CR)																	
(Contract Size: 100 Securities, Physical Delivery)																	
32.44	32	32.28	0.56%	December 2024	32.30	32.47	32.15	32.38	32.38	---	---	---	36.66	---	73	145	4,988
				March 2025	32.60	32.60	32.50	32.60	32.60	---	---	---	33.24	---	4	72	314
				June 2025	---	---	---	---	32.45	---	---	---	---	---	---	---	---
				September 2025	---	---	---	---	32.61	---	---	---	---	---	---	---	---
MIG (CR)																	
(Contract Size: 100 Securities, Physical Delivery)																	
3.065	2.95	2.965	-2.47%	December 2024	2.98	2.99	2.98	2.99	2.99	---	---	---	3.50	---	2	4	104
				March 2025	---	---	---	---	3.07	---	---	---	3.07	---	---	---	10
				June 2025	---	---	---	---	3.07	---	---	---	---	---	---	---	---
				September 2025	---	---	---	---	3.09	---	---	---	---	---	---	---	---
MOTOR OIL (CR)																	
(Contract Size: 100 Securities, Physical Delivery)																	
20.66	20.14	20.14	-2.33%	December 2024	20.64	20.64	20.15	20.15	20.15	---	---	---	22.59	---	32	93	6,524
				March 2025	21.40	21.40	20.12	20.17	20.17	---	---	---	21.40	---	43	153	151
				June 2025	---	---	---	---	20.85	---	---	---	---	---	---	---	---
				September 2025	---	---	---	---	20.95	---	---	---	---	---	---	---	---
NATIONAL BANK (CR)																	
(Contract Size: 100 Securities, Physical Delivery)																	
7.556	7.378	7.46	-0.13%	December 2024	7.45	7.56	7.38	7.49	7.49	---	---	---	8.20	---	169	2,217	21,804
				March 2025	7.49	7.60	7.42	7.59	7.59	---	---	---	7.60	---	15	35	318
				June 2025	---	---	---	---	7.55	---	---	---	---	---	---	---	---
				September 2025	---	---	---	---	7.59	---	---	---	---	---	---	---	---
OPAP (CR)																	
(Contract Size: 100 Securities, Physical Delivery)																	
15.89	15.58	15.89	0.57%	December 2024	15.62	15.90	15.62	15.90	15.90	---	---	---	16.38	---	2	3	888
				March 2025	---	---	---	---	15.89	---	---	---	---	---	---	---	---
				June 2025	---	---	---	---	15.97	---	---	---	---	---	---	---	---
				September 2025	---	---	---	---	16.05	---	---	---	---	---	---	---	---
OPTIMA BANK (CR)																	
(Contract Size: 100 Securities, Physical Delivery)																	
12.98	12.58	12.8	0.00%	December 2024	---	---	---	---	12.45	---	---	---	12.99	---	---	---	89
				March 2025	---	---	---	---	12.88	---	---	---	---	---	---	---	---
				June 2025	---	---	---	---	12.94	---	---	---	---	---	---	---	---
				September 2025	---	---	---	---	13.00	---	---	---	---	---	---	---	---
OTE (CR)																	
(Contract Size: 100 Securities, Physical Delivery)																	
15.2	15.05	15.05	-0.66%	December 2024	15.18	15.20	15.18	15.20	15.20	---	---	---	16.20	---	3	5	2,629
				March 2025	---	---	---	---	15.33	---	---	---	15.02	---	---	---	12
				June 2025	---	---	---	---	15.32	---	---	---	---	---	---	---	---
				September 2025	---	---	---	---	15.39	---	---	---	---	---	---	---	---

Derivatives notes

Fixing prices and final open positions can be retrieved from the following path <http://www.helex.gr/el/web/guest/statistics-end-of-day-derivatives>

Underlying Asset				Derivatives Market													
Price max	Price min	Closing price	change	Delivery Month	Open price	Price max	Price min	Last price	Closing price	Last Bid	Last Ask	Fixing price*	Life high	Life low	Trades	Volume	Open Interest
P.P.A. S.A. (CR)				(Contract Size: 100 Securities, Physical Delivery)													
30.6	30.2	30.3	-0.66%	December 2024	---	---	---	---	30.54	---	---	---	30.90	---	---	---	128
				March 2025	---	---	---	---	30.68	---	---	---	---	---	---	---	---
				June 2025	---	---	---	---	30.83	---	---	---	---	---	---	---	---
				September 2025	---	---	---	---	30.99	---	---	---	---	---	---	---	---
PIRAEUS FINANCIAL HOLD (CR)				(Contract Size: 100 Securities, Physical Delivery)													
3.876	3.802	3.876	1.60%	December 2024	3.82	3.89	3.80	3.88	3.88	---	---	---	4.08	---	429	10,750	93,202
				March 2025	3.84	3.90	3.83	3.89	3.89	---	---	---	3.92	---	52	986	760
				June 2025	---	---	---	---	3.86	---	---	---	---	---	---	---	---
				September 2025	---	---	---	---	3.88	---	---	---	---	---	---	---	---
PPC (CR)				(Contract Size: 100 Securities, Physical Delivery)													
11.9	11.7	11.87	0.93%	December 2024	11.68	11.93	11.68	11.87	11.87	---	---	---	12.52	---	68	272	19,641
				March 2025	11.95	11.96	11.95	11.96	11.96	---	---	---	12.29	---	4	47	513
				June 2025	---	---	---	---	11.89	---	---	---	---	---	---	---	---
				September 2025	---	---	---	---	11.95	---	---	---	---	---	---	---	---
QUEST HOLDINGS (CR)				(Contract Size: 100 Securities, Physical Delivery)													
5.75	5.69	5.74	0.18%	December 2024	---	---	---	---	5.79	---	---	---	5.95	---	---	---	167
				March 2025	---	---	---	---	5.76	---	---	---	---	---	---	---	---
				June 2025	---	---	---	---	5.79	---	---	---	---	---	---	---	---
				September 2025	---	---	---	---	5.82	---	---	---	---	---	---	---	---
TERNA ENERGY (CR)				(Contract Size: 100 Securities, Physical Delivery)													
19.89	19.81	19.82	-0.15%	December 2024	---	---	---	---	19.86	---	---	---	19.96	---	---	---	16,612
				March 2025	---	---	---	---	20.11	---	---	---	20.13	---	---	---	10
				June 2025	---	---	---	---	20.07	---	---	---	---	---	---	---	---
				September 2025	---	---	---	---	20.17	---	---	---	---	---	---	---	---
TITAN CEMENT (CB)				(Contract Size: 100 Securities, Physical Delivery)													
39.9	39.15	39.55	-0.38%	December 2024	39.32	39.47	39.13	39.47	39.47	---	---	---	39.90	---	9	36	404
				March 2025	---	---	---	---	40.09	---	---	---	39.99	---	---	---	1
				June 2025	---	---	---	---	40.13	---	---	---	---	---	---	---	---
				September 2025	---	---	---	---	40.34	---	---	---	---	---	---	---	---
VIOHALCO SA/NV (CB)				(Contract Size: 100 Securities, Physical Delivery)													
5.55	5.4	5.41	-0.19%	December 2024	5.46	5.52	5.44	5.45	5.45	---	---	---	6.15	---	27	79	4,904
				March 2025	5.50	5.50	5.49	5.49	5.49	---	---	---	5.59	---	2	30	138
				June 2025	---	---	---	---	5.48	---	---	---	---	---	---	---	---
				September 2025	---	---	---	---	5.51	---	---	---	---	---	---	---	---

Derivatives notes

Fixing prices and final open positions can be retrieved from the following path <http://www.helex.gr/el/web/guest/statistics-end-of-day-derivatives>

FTSE/Athex Large Cap

(Trade Unit: 1 Index Point x 2€ - Exercise Style: European, Cash Settlement)

Call Options															Put Options																				
December 2024								January 2025							Other Months		December 2024								January 2025							Other Months		Exercise Price	
Open price	Price max	Price min	Last price	Closing price	Volume	Open Interest	Open price	Price max	Price min	Last price	Closing price	Volume	Open Interest	Volume	Open Interest	Open price	Price max	Price min	Last price	Closing price	Volume	Open Interest	Open price	Price max	Price min	Last price	Closing price	Volume	Open Interest	Volume	Open Interest				
2,850	0.00	0.00	0.00	-	691.00	-	-	-	-	-	-	-	-	-	-	0.00	0.00	0.00	-	0.01	-	-	-	-	-	-	-	-	-	-	-	2,850			
2,900	0.00	0.00	0.00	-	641.00	-	-	-	-	-	-	-	-	-	-	0.00	0.00	0.00	-	0.03	-	-	-	-	-	-	-	-	-	-	-	2,900			
2,950	0.00	0.00	0.00	-	591.00	-	-	-	-	-	-	-	-	-	-	0.00	0.00	0.00	-	0.12	-	-	-	-	-	-	-	-	-	-	-	2,950			
3,000	0.00	0.00	0.00	-	541.00	-	-	-	-	-	-	-	-	-	-	0.00	0.00	0.00	-	0.01	-	-	-	-	-	-	-	-	-	-	-	3,000			
3,050	0.00	0.00	0.00	-	491.00	-	-	0.00	0.00	0.00	-	491.00	-	-	-	0.00	0.00	0.00	-	0.03	-	-	0.00	0.00	0.00	-	0.94	-	-	-	3,050				
3,100	0.00	0.00	0.00	-	441.00	-	-	0.00	0.00	0.00	-	442.00	-	-	-	0.00	0.00	0.00	-	0.01	-	-	0.00	0.00	0.00	-	1.90	-	-	-	3,100				
3,150	0.00	0.00	0.00	-	391.00	-	-	0.00	0.00	0.00	-	394.00	-	-	-	0.00	0.00	0.00	-	0.04	-	-	0.00	0.00	0.00	-	3.50	-	-	-	3,150				
3,200	0.00	0.00	0.00	-	342.00	-	-	0.00	0.00	0.00	-	347.00	-	-	-	0.00	0.00	0.00	-	0.18	-	15	0.00	0.00	0.00	-	6.20	-	-	-	3,200				
3,250	0.00	0.00	0.00	-	292.00	-	-	0.00	0.00	0.00	-	301.00	-	-	-	0.00	0.00	0.00	-	0.60	-	25	0.00	0.00	0.00	-	10.50	-	12	-	3,250				
3,300	0.00	0.00	0.00	-	243.00	-	49	0.00	0.00	0.00	-	258.00	-	-	-	0.00	0.00	0.00	-	1.70	-	47	0.00	0.00	0.00	-	16.75	-	-	-	3,300				
3,350	0.00	0.00	0.00	-	196.00	-	41	0.00	0.00	0.00	-	217.00	-	-	-	0.00	0.00	0.00	-	4.50	-	80	0.00	0.00	0.00	-	25.75	-	-	-	3,350				
3,400	0.00	0.00	0.00	-	152.00	-	37	0.00	0.00	0.00	-	179.00	-	-	-	0.00	0.00	0.00	-	10.00	-	148	40.00	40.00	40.00	40.00	40.00	5	34	-	3,400				
3,450	115.00	115.00	115.00	115.00	115.00	20	50	142.00	142.00	142.00	142.00	142.00	20	-	-	0.00	115.00	0.00	-	20.00	-	96	0.00	0.00	0.00	-	54.00	-	40	-	3,450				
3,500	79.00	79.00	79.00	79.00	79.00	8	96	0.00	0.00	0.00	-	115.00	-	1	-	0.00	79.00	0.00	-	36.00	-	104	0.00	0.00	0.00	-	74.00	-	20	-	3,500				
3,550	0.00	0.00	0.00	-	50.50	-	61	0.00	0.00	0.00	-	89.50	-	-	-	50.00	0.00	48.50	48.50	48.50	16	22	97.00	97.00	97.00	97.00	97.00	4	4	-	3,550				
3,600	0.00	0.00	0.00	-	30.75	-	25	63.00	63.00	63.00	63.00	63.00	5	-	-	88.00	0.00	88.00	88.00	88.00	1	-	0.00	0.00	0.00	-	127.00	-	-	-	3,600				
3,650	0.00	0.00	0.00	-	17.25	-	-	47.00	47.00	47.00	47.00	47.00	5	-	-	0.00	0.00	0.00	-	125.00	-	-	155.00	155.00	155.00	155.00	155.00	20	-	-	-	3,650			
3,700	0.00	0.00	0.00	-	9.00	-	-	36.00	36.00	36.00	36.00	36.00	5	-	-	0.00	0.00	0.00	-	167.00	-	-	0.00	0.00	0.00	-	195.00	-	-	-	3,700				
3,750	0.00	0.00	0.00	-	4.30	-	-	0.00	0.00	0.00	-	26.25	-	-	-	0.00	0.00	0.00	-	212.00	-	-	0.00	0.00	0.00	-	234.00	-	-	-	3,750				
3,800	0.00	0.00	0.00	-	1.90	-	-	0.00	0.00	0.00	-	18.25	-	-	-	0.00	0.00	0.00	-	260.00	-	-	0.00	0.00	0.00	-	276.00	-	-	-	3,800				
3,850	0.00	0.00	0.00	-	0.78	-	-	-	-	-	-	-	-	-	-	0.00	0.00	0.00	-	309.00	-	-	-	-	-	-	-	-	-	-	3,850				
3,900	0.00	0.00	0.00	-	0.29	-	-	-	-	-	-	-	-	-	-	0.00	0.00	0.00	-	358.00	-	-	-	-	-	-	-	-	-	-	3,900				
Totals:						28	359							35	1	0	0							17	537							29	110	0	0
Number of Trades:						2							4	0							5							3	0						

ALPHA SERVICES HOLD (CR)

(Contract Size: 100 Securities, Exercise Style: American, Physical Delivery)

Call Options														Put Options																			
December 2024							January 2025							Other Months		December 2024							January 2025							Other Months		Exercise Price	
Open price	Price max	Price min	Last price	Closing price	Volume	Open Interest	Open price	Price max	Price min	Last price	Closing price	Volume	Open Interest	Volume	Open Interest	Open price	Price max	Price min	Last price	Closing price	Volume	Open Interest	Open price	Price max	Price min	Last price	Closing price	Volume	Open Interest	Volume	Open Interest		
0.950	0.000	0.000	0.000	0.681	-	-	0.000	0.000	0.000	0.682	-	-				0.000	0.000	0.000	0.001	-	-				0.000	0.000	0.000	0.001	-	-			0.010
1.000	0.000	0.000	0.000	0.631	-	-	0.000	0.000	0.000	0.632	-	-				0.000	0.000	0.000	0.001	-	-				0.000	0.000	0.000	0.001	-	-			0.010
1.100	0.000	0.000	0.000	0.531	-	-	0.000	0.000	0.000	0.533	-	-				0.000	0.000	0.000	0.002	-	-				0.000	0.000	0.000	0.001	-	-			0.011
1.200	0.000	0.000	0.000	0.431	-	-	0.000	0.000	0.000	0.433	-	-				0.000	0.000	0.000	0.001	-	-				0.000	0.000	0.000	0.001	-	-			0.012
1.300	0.000	0.000	0.000	0.332	-	-	0.000	0.000	0.000	0.334	-	-				0.000	0.000	0.000	0.001	-	-				0.000	0.000	0.000	0.001	-	-			0.013
1.400	0.000	0.000	0.000	0.237	-	-	0.000	0.000	0.000	0.239	-	-				0.000	0.000	0.000	0.005	-	-				0.000	0.000	0.000	0.006	-	-			0.014
1.500	0.000	0.000	0.000	0.152	-	-	0.000	0.000	0.000	0.155	-	-				0.000	0.000	0.000	0.021	-	-				0.000	0.000	0.000	0.022	-	-			0.015
1.600	0.000	0.000	0.000	0.086	-	-	0.000	0.000	0.000	0.089	-	-				0.000	0.000	0.000	0.055	-	-				0.000	0.000	0.000	0.055	-	-			0.016
1.700	0.000	0.000	0.000	0.042	-	-	0.000	0.000	0.000	0.045	-	-				0.000	0.000	0.000	0.111	-	-				0.000	0.000	0.000	0.111	-	-			0.017
1.800	0.000	0.000	0.000	0.018	-	-	0.000	0.000	0.000	0.019	-	-				0.000	0.000	0.000	0.187	-	-				0.000	0.000	0.000	0.186	-	-			0.018
1.900	0.000	0.000	0.000	0.006	-	-	0.000	0.000	0.000	0.007	-	-				0.000	0.000	0.000	0.275	-	-				0.000	0.000	0.000	0.274	-	-			0.019
2.000	0.000	0.000	0.000	0.002	-	-	0.000	0.000	0.000	0.003	-	-				0.000	0.000	0.000	0.371	-	-				0.000	0.000	0.000	0.371	-	-			0.020
2.200	0.000	0.000	0.000	0.001	-	-	0.000	0.000	0.000	0.001	-	-				0.000	0.000	0.000	0.570	-	-				0.000	0.000	0.000	0.570	-	-			0.022
2.400	0.000	0.000	0.000	0.001	-	-					-	-				0.000	0.000	0.000	0.770	-	-							-	-			0.024	
2.600	0.000	0.000	0.000	0.001	-	-					-	-				0.000	0.000	0.000	0.970	-	-							-	-			0.026	
Totals:					0	0					0	0				0	0					0	0									0	0
Number of Trades:					0					0				0			0.00					0				0					0		

NATIONAL BANK (CR)

(Contract Size: 100 Securities, Exercise Style: American, Physical Delivery)

Call Options														Put Options																					
December 2024							January 2025							Other Months		December 2024							January 2025							Other Months		Exercise Price			
Open price	Price max	Price min	Last price	Closing price	Volume	Open Interest	Open price	Price max	Price min	Last price	Closing price	Volume	Open Interest	Volume	Open Interest	Open price	Price max	Price min	Last price	Closing price	Volume	Open Interest	Open price	Price max	Price min	Last price	Closing price	Volume	Open Interest	Volume	Open Interest				
4.400	0.000	0.000	0.000	3.07	-	-										0.000	0.000	0.000	0.001	-	-											0.044			
4.800	0.000	0.000	0.000	2.67	-	-	0.000	0.000	0.000	2.68	-	-				0.000	0.000	0.000	0.001	-	-	0.000	0.000	0.000	0.001	-	-				0.048				
5.200	0.000	0.000	0.000	2.27	-	-	0.000	0.000	0.000	2.28	-	-				0.000	0.000	0.000	0.001	-	-	0.000	0.000	0.000	0.001	-	-				0.052				
5.600	0.000	0.000	0.000	1.87	-	-	0.000	0.000	0.000	1.88	-	-				0.000	0.000	0.000	0.001	-	-	0.000	0.000	0.000	0.001	-	-				0.056				
6.000	0.000	0.000	0.000	1.48	-	-	0.000	0.000	0.000	1.49	-	-				0.000	0.000	0.000	0.003	-	-	0.000	0.000	0.000	0.002	-	-				0.060				
6.400	0.000	0.000	0.000	1.08	-	-	0.000	0.000	0.000	1.10	-	-				0.000	0.000	0.000	0.001	-	-	0.000	0.000	0.000	0.014	-	-				0.064				
6.800	0.000	0.000	0.000	0.688	-	-	0.000	0.000	0.000	0.743	-	-				0.000	0.000	0.000	0.012	-	-	0.000	0.000	0.000	0.057	-	-				0.068				
7.200	0.000	0.000	0.000	0.351	-	14	0.000	0.000	0.000	0.447	-	3				0.000	0.000	0.000	0.075	-	-	0.000	0.000	0.000	0.160	-	-				0.072				
7.600	0.000	0.000	0.000	0.129	-	-	0.000	0.000	0.000	0.236	-	-				0.000	0.000	0.000	0.254	-	-	0.000	0.000	0.000	0.349	-	-				0.076				
8.000	0.000	0.000	0.000	0.033	-	-	0.000	0.000	0.000	0.108	-	-				0.000	0.000	0.000	0.558	-	182	0.000	0.000	0.000	0.622	-	-				0.080				
8.400	0.000	0.000	0.000	0.006	-	-	0.000	0.000	0.000	0.042	-	-				0.000	0.000	0.000	0.932	-	-	0.000	0.000	0.000	0.959	-	-				0.084				
8.800	0.000	0.000	0.000	0.001	-	-	0.000	0.000	0.000	0.014	-	-				0.000	0.000	0.000	1.33	-	-	0.000	0.000	0.000	1.33	-	-				0.088				
9.200	0.000	0.000	0.000	0.001	-	-	0.000	0.000	0.000	0.004	-	-				0.000	0.000	0.000	1.73	-	-	0.000	0.000	0.000	1.73	-	-				0.092				
9.600	0.000	0.000	0.000	0.001	-	-	0.000	0.000	0.000	0.001	-	-				0.000	0.000	0.000	2.13	-	-	0.000	0.000	0.000	2.13	-	-				0.096				
10.000	0.000	0.000	0.000	0.001	-	-					-	-				0.000	0.000	0.000	2.53	-	-					-	-				0.100				
11.000	0.000	0.000	0.000	0.001	-	-					-	-				0.000	0.000	0.000	3.53	-	-					-	-				0.110				
Totals:					0	14					0	3	0	0								0	182									0	3	0	0
Number of Trades:					0						0		0									0.00										0	0		

OPAP (CR)

(Contract Size: 100 Securities, Exercise Style: American, Physical Delivery)

Call Options														Put Options																						
December 2024							January 2025							Other Months		December 2024							January 2025							Other Months		Exercise Price				
Open price	Price max	Price min	Last price	Closing price	Volume	Open Interest	Open price	Price max	Price min	Last price	Closing price	Volume	Open Interest	Volume	Open Interest	Open price	Price max	Price min	Last price	Closing price	Volume	Open Interest	Open price	Price max	Price min	Last price	Closing price	Volume	Open Interest	Volume	Open Interest					
9.600	0.000	0.000	0.000	6.21	-	-										0.000	0.000	0.000	0.001	-	-												0.096			
10.000	0.000	0.000	0.000	5.81	-	-	0.000	0.000	0.000	5.82	-	-				0.000	0.000	0.000	0.001	-	-			0.000	0.000	0.000	0.001	-	-				0.100			
11.000	0.000	0.000	0.000	4.81	-	-	0.000	0.000	0.000	4.83	-	-				0.000	0.000	0.000	0.001	-	-			0.000	0.000	0.000	0.001	-	-				0.110			
12.000	0.000	0.000	0.000	3.81	-	-	0.000	0.000	0.000	3.83	-	-				0.000	0.000	0.000	0.001	-	-			0.000	0.000	0.000	0.001	-	-				0.120			
13.000	0.000	0.000	0.000	2.81	-	-	0.000	0.000	0.000	2.83	-	-				0.000	0.000	0.000	0.001	-	-			0.000	0.000	0.000	0.001	-	-				0.130			
14.000	0.000	0.000	0.000	1.81	-	-	0.000	0.000	0.000	1.86	-	-				0.000	0.000	0.000	0.003	-	-			0.000	0.000	0.000	0.022	-	-				0.140			
15.000	0.000	0.000	0.000	0.850	-	-	0.000	0.000	0.000	0.992	-	-				0.000	0.000	0.000	0.038	-	1			0.000	0.000	0.000	0.157	-	-				0.150			
16.000	0.000	0.000	0.000	0.194	-	41	0.000	0.000	0.000	0.396	-	10				0.000	0.000	0.000	0.382	-	-			0.000	0.000	0.000	0.561	-	-				0.160			
17.000	0.000	0.000	0.000	0.015	-	-	0.000	0.000	0.000	0.112	-	-				0.000	0.000	0.000	1.21	-	-			0.000	0.000	0.000	1.28	-	-				0.170			
18.000	0.000	0.000	0.000	0.001	-	-	0.000	0.000	0.000	0.021	-	-				0.000	0.000	0.000	2.20	-	-			0.000	0.000	0.000	2.20	-	-				0.180			
19.000	0.000	0.000	0.000	0.001	-	-	0.000	0.000	0.000	0.003	-	-				0.000	0.000	0.000	3.20	-	-			0.000	0.000	0.000	3.20	-	-				0.190			
20.000	0.000	0.000	0.000	0.001	-	-	0.000	0.000	0.000	0.001	-	-				0.000	0.000	0.000	4.20	-	-			0.000	0.000	0.000	4.20	-	-				0.200			
22.000	0.000	0.000	0.000	0.001	-	-	0.000	0.000	0.000	0.001	-	-				0.000	0.000	0.000	6.20	-	-			0.000	0.000	0.000	6.20	-	-				0.220			
24.000	0.000	0.000	0.000	0.001	-	-					-	-				0.000	0.000	0.000	8.20	-	-						-	-				0.240				
Totals:					0	41					0	10	0	0							0	1											0	40	0	0
Number of Trades:					0						0		0								0.00												0		0	

OTE (CR)

(Contract Size: 100 Securities, Exercise Style: American, Physical Delivery)

Exercise Price	Call Options														Put Options																			
	December 2024						January 2025						Other Months		December 2024						January 2025						Other Months		Exercise Price					
	Open price	Price max	Price min	Last price	Closing price	Volume	Open Interest	Open price	Price max	Price min	Last price	Closing price	Volume	Open Interest	Volume	Open Interest	Open price	Price max	Price min	Last price	Closing price	Volume	Open Interest	Open price	Price max	Price min	Last price	Closing price		Volume	Open Interest	Volume	Open Interest	
9.200	0.000	0.000	0.000		5.96	-	-										0.000	0.000	0.000		0.001	-	-											0.092
9.600	0.000	0.000	0.000		5.56	-	-										0.000	0.000	0.000		0.001	-	-										0.096	
10.000	0.000	0.000	0.000		5.16	-	-	0.000	0.000	0.000		5.17	-	-			0.000	0.000	0.000		0.001	-	-	0.000	0.000	0.000		0.001	-	-			0.100	
11.000	0.000	0.000	0.000		4.16	-	-	0.000	0.000	0.000		4.18	-	-			0.000	0.000	0.000		0.001	-	-	0.000	0.000	0.000		0.001	-	-			0.110	
12.000	0.000	0.000	0.000		3.16	-	-	0.000	0.000	0.000		3.18	-	-			0.000	0.000	0.000		0.001	-	-	0.000	0.000	0.000		0.001	-	-			0.120	
13.000	0.000	0.000	0.000		2.16	-	-	0.000	0.000	0.000		2.19	-	-			0.000	0.000	0.000		0.001	-	-	0.000	0.000	0.000		0.008	-	-			0.130	
14.000	0.000	0.000	0.000		1.18	-	-	0.000	0.000	0.000		1.27	-	-			0.000	0.000	0.000		0.023	-	-	0.000	0.000	0.000		0.086	-	-			0.140	
15.000	0.000	0.000	0.000		0.410	-	-	0.000	0.000	0.000		0.566	-	-			0.000	0.000	0.000		0.248	-	-	0.000	0.000	0.000		0.382	-	-			0.150	
16.000	0.000	0.000	0.000		0.069	-	-	0.000	0.000	0.000		0.181	-	-			0.000	0.000	0.000		0.909	-	-	0.000	0.000	0.000		1.00	-	-			0.160	
17.000	0.000	0.000	0.000		0.005	-	-	0.000	0.000	0.000		0.040	-	-			0.000	0.000	0.000		1.85	-	-	0.000	0.000	0.000		1.87	-	-			0.170	
18.000	0.000	0.000	0.000		0.001	-	-	0.000	0.000	0.000		0.006	-	-			0.000	0.000	0.000		2.85	-	-	0.000	0.000	0.000		2.85	-	-			0.180	
19.000	0.000	0.000	0.000		0.001	-	-	0.000	0.000	0.000		0.001	-	-			0.000	0.000	0.000		3.85	-	-	0.000	0.000	0.000		3.85	-	-			0.190	
20.000	0.000	0.000	0.000		0.001	-	-	0.000	0.000	0.000		0.001	-	-			0.000	0.000	0.000		4.85	-	-	0.000	0.000	0.000		4.85	-	-			0.200	
22.000	0.000	0.000	0.000		0.001	-	-	0.000	0.000	0.000		0.001	-	-			0.000	0.000	0.000		6.85	-	-	0.000	0.000	0.000		6.85	-	-			0.220	
Totals:						0	0						0	0	0	0						0	0						0	0	0	0		
Number of Trades:						0							0		0							0.00							0		0			

PIRAEUS FINANCIAL HOLD (CR)

(Contract Size: 100 Securities, Exercise Style: American, Physical Delivery)

Call Options														Put Options																			
December 2024							January 2025							Other Months		December 2024							January 2025							Other Months		Exercise Price	
Open price	Price max	Price min	Last price	Closing price	Volume	Open Interest	Open price	Price max	Price min	Last price	Closing price	Volume	Open Interest	Volume	Open Interest	Open price	Price max	Price min	Last price	Closing price	Volume	Open Interest	Open price	Price max	Price min	Last price	Closing price	Volume	Open Interest	Volume	Open Interest		
2.200	0.000	0.000	0.000	1.62	-	-										0.000	0.000	0.000	0.001	-	-												0.022
2.400	0.000	0.000	0.000	1.42	-	-	0.000	0.000	0.000	1.43	-	-				0.000	0.000	0.000	0.001	-	-			0.000	0.000	0.000	0.001	-	-				0.024
2.600	0.000	0.000	0.000	1.22	-	-	0.000	0.000	0.000	1.23	-	-				0.000	0.000	0.000	0.001	-	-			0.000	0.000	0.000	0.001	-	-				0.026
2.800	0.000	0.000	0.000	1.02	-	-	0.000	0.000	0.000	1.03	-	-				0.000	0.000	0.000	0.001	-	-			0.000	0.000	0.000	0.001	-	-				0.028
3.000	0.000	0.000	0.000	0.823	-	-	0.000	0.000	0.000	0.829	-	-				0.000	0.000	0.000	0.002	-	-			0.000	0.000	0.000	0.002	-	-				0.030
3.200	0.000	0.000	0.000	0.623	-	-	0.000	0.000	0.000	0.637	-	-				0.000	0.000	0.000	0.002	-	-			0.000	0.000	0.000	0.009	-	-				0.032
3.400	0.000	0.000	0.000	0.425	-	-	0.000	0.000	0.000	0.458	-	-				0.000	0.000	0.000	0.002	-	-			0.000	0.000	0.000	0.030	-	-				0.034
3.600	0.000	0.000	0.000	0.243	-	-	0.000	0.000	0.000	0.305	-	-				0.000	0.000	0.000	0.020	-	-			0.000	0.000	0.000	0.076	-	-				0.036
3.800	0.000	0.000	0.000	0.106	-	-	0.000	0.000	0.000	0.185	-	-				0.000	0.000	0.000	0.083	-	-			0.000	0.000	0.000	0.157	-	-				0.038
4.000	0.000	0.000	0.000	0.033	-	-	0.000	0.000	0.000	0.103	-	-				0.000	0.000	0.000	0.210	-	-			0.000	0.000	0.000	0.275	-	-				0.040
4.400	0.000	0.000	0.000	0.001	-	-	0.000	0.000	0.000	0.024	-	-				0.000	0.000	0.000	0.580	-	-			0.000	0.000	0.000	0.597	-	-				0.044
4.800	0.000	0.000	0.000	0.001	-	-	0.000	0.000	0.000	0.004	-	-				0.000	0.000	0.000	0.980	-	-			0.000	0.000	0.000	0.980	-	-				0.048
5.200	0.000	0.000	0.000	0.001	-	-	0.000	0.000	0.000	0.001	-	-				0.000	0.000	0.000	1.38	-	-			0.000	0.000	0.000	1.38	-	-				0.052
5.600	0.000	0.000	0.000	0.001	-	-	0.000	0.000	0.000	0.001	-	-				0.000	0.000	0.000	1.78	-	-			0.000	0.000	0.000	1.78	-	-				0.056
6.000	0.000	0.000	0.000	0.001	-	-	0.000	0.000	0.000	0.001	-	-				0.000	0.000	0.000	2.18	-	-			0.000	0.000	0.000	2.18	-	-				0.060
6.400	0.000	0.000	0.000	0.001	-	-					-	-				0.000	0.000	0.000	2.58	-	-						-	-				0.064	
Totals:					0	0					0	0	0	0	0							0	0										
Number of Trades:					0						0	0	0									0.00											

PPC (CR)

(Contract Size: 100 Securities, Exercise Style: American, Physical Delivery)

Exercise Price	Call Options													Put Options																				
	December 2024						January 2025						Other Months		December 2024						January 2025						Other Months		Exercise Price					
	Open price	Price max	Price min	Last price	Closing price	Volume	Open Interest	Open price	Price max	Price min	Last price	Closing price	Volume	Open Interest	Volume	Open Interest	Open price	Price max	Price min	Last price	Closing price	Volume	Open Interest	Open price	Price max	Price min	Last price	Closing price		Volume	Open Interest	Volume	Open Interest	
8.000	0.000	0.000	0.000		3.77	-	-										0.000	0.000	0.000		0.001	-	-											
8.400	0.000	0.000	0.000		3.37	-	-	0.000	0.000	0.000		3.38	-	-			0.000	0.000	0.000		0.001	-	-	0.000	0.000	0.000		0.001	-	-			0.084	
8.800	0.000	0.000	0.000		2.97	-	-	0.000	0.000	0.000		2.98	-	-			0.000	0.000	0.000		0.001	-	-	0.000	0.000	0.000		0.001	-	-			0.088	
9.200	0.000	0.000	0.000		2.57	-	-	0.000	0.000	0.000		2.58	-	-			0.000	0.000	0.000		0.001	-	-	0.000	0.000	0.000		0.003	-	-			0.092	
9.600	0.000	0.000	0.000		2.17	-	-	0.000	0.000	0.000		2.19	-	-			0.000	0.000	0.000		0.001	-	-	0.000	0.000	0.000		0.009	-	-			0.096	
10.000	0.000	0.000	0.000		1.77	-	-	0.000	0.000	0.000		1.81	-	-			0.000	0.000	0.000		0.001	-	-	0.000	0.000	0.000		0.026	-	-			0.100	
11.000	0.000	0.000	0.000		0.812	-	-	0.000	0.000	0.000		0.962	-	-			0.000	0.000	0.000		0.043	-	-	0.000	0.000	0.000		0.176	-	-			0.110	
12.000	0.000	0.000	0.000		0.182	-	-	0.000	0.000	0.000		0.390	-	4			0.000	0.000	0.000		0.413	-	1	0.000	0.000	0.000		0.603	-	-			0.120	
13.000	0.000	0.000	0.000		0.014	-	4	0.000	0.000	0.000		0.117	-	-			0.000	0.000	0.000		1.25	-	-	0.000	0.000	0.000		1.33	-	-			0.130	
14.000	0.000	0.000	0.000		0.001	-	-	0.000	0.000	0.000		0.024	-	-			0.000	0.000	0.000		2.24	-	-	0.000	0.000	0.000		2.25	-	-			0.140	
15.000	0.000	0.000	0.000		0.002	-	-	0.000	0.000	0.000		0.004	-	-			0.000	0.000	0.000		3.24	-	-	0.000	0.000	0.000		3.24	-	-			0.150	
16.000	0.000	0.000	0.000		0.001	-	-	0.000	0.000	0.000		0.001	-	-			0.000	0.000	0.000		4.24	-	-	0.000	0.000	0.000		4.24	-	-			0.160	
17.000	0.000	0.000	0.000		0.001	-	-	0.000	0.000	0.000		0.001	-	-			0.000	0.000	0.000		5.24	-	-	0.000	0.000	0.000		5.24	-	-			0.170	
18.000	0.000	0.000	0.000		0.001	-	-										0.000	0.000	0.000		6.24	-	-										0.180	
Totals:						0	4						0	4	0	0						0	1						0	6	0	0		
Number of Trades:						0							0		0							0.00							0		0			

Lending Products	Underlying Title	Open Interest[5]	Multilateral Transactions[1]				Bilateral Transactions[2]		Stock Borrowing through OTC (volume)[3]	
			Volume(Offered)	Average Weighted	Transactions volume	Average Weighted	Transactions Volume	Average Weighted	Transactions Volume	
ADMIEBOR	ADMIE (IPTO) HOLDING S.A. (CR)	1,000	---	---	---	---	---	---	183,453	
AEGNBOR	AEGEAN AIRLINES (CR)	---	---	---	---	---	---	---	433,715	
AETFBOR	ALPHA ETF FTSE Athex Large Cap	---	---	---	---	---	---	---	---	
ALPHABOR	ALPHA SERVICES HOLD (CR)	20,396	---	---	---	---	---	---	57,138,754	
AIABOR	ATHENS INTL AIRPORT (CR)	2,597	---	---	400	4.33%	---	---	207,500	
ACAGBOR	AUSTRIACARD (CB)	---	---	---	---	---	---	---	---	
OTOELBOR	AUTOHELLAS SA (CR)	7,053	---	---	100	4.33%	---	---	36,023	
AVAXBOR	AVAX S.A. (CR)	---	---	---	---	---	---	---	8,964	
BOCHGRBOR	BANK OF CYPRUS (CR)	---	---	---	---	---	---	---	102,448	
EEEBOR	CC HBC AG (CR)	22,835	---	---	---	---	---	---	156,010	
CENERBOR	CENERGY HOLDINGS (CB)	14,800	---	---	---	---	---	---	348,964	
DIMANDBOR	DIMAND (CR)	---	---	---	---	---	---	---	43,518	
ELLAKTORBOR	ELLAKTOR (CR)	---	---	---	---	---	---	---	140,869	
ELHABOR	ELVALHALCOR (CR)	995	---	---	---	---	---	---	206,264	
EUROBBOR	EUROBANK HOLDINGS (CR)	170,000	---	---	---	---	---	---	62,849,645	
EYDAPBOR	EYDAP S.A. (CR)	14,000	---	---	100	4.33%	---	---	212,844	
FOYRKBOR	FOURLIS (CR)	---	---	---	---	---	---	---	16,673	
GEKTERNABOR	GEK TERNA (CR)	---	---	---	---	---	---	---	6,345	
SARBOR	GR. SARANTIS S.A. (CR)	5,091	---	---	---	---	---	---	11,674	
EXAEBOR	HELLENIC EXCHANGES-A.S.E. (CR)	3,000	---	---	---	---	---	---	151,086	
ELPEBOR	HELLENIQ ENERGY (CR)	---	---	---	---	---	---	---	1,810,475	
INTEKBOR	IDEAL HOLDINGS (CR)	---	---	---	---	---	---	---	11,600	
INTRKBOR	INTRACOM HOLDINGS (CR)	---	---	---	---	---	---	---	43,185	
INKATBOR	INTRAKAT (CR)	---	---	---	---	---	---	---	921,826	
INLOTBOR	INTRALOT (CR)	---	---	---	---	---	---	---	1,112,637	
BELABOR	JUMBO SA (CR)	22,890	---	---	---	---	---	---	199,753	
KRIBOR	KRI-KRI S.A. (CR)	---	---	---	---	---	---	---	1,053	
LAMDABOR	LAMDA DEVELOPMENT SA (CR)	---	---	---	---	---	---	---	230,677	
LAVIBOR	LAVIPHARM SA (CR)	---	---	---	---	---	---	---	---	
MYTILBOR	METLEN ENERGY & METALS (CR)	---	---	---	---	---	---	---	620,927	
MIGBOR	MIG (CR)	541	---	---	---	---	---	---	39,913	

Stock Lending Notes

[1] - Multilateral contracts Lending or Borrowing as per Methods 8-1, 8-2 and 8-3-3 (According to ATHEX BoD Resolution No.17)

[2] - Bilateral Contracts Lending or Borrowing as per Methods 8-3-1 and 8-3-2 & Contracts as per Method 4 (According to ATHEX BoD Resolution No.20)

[3] - The information concerning OTC Stock Borrowing Transactions is based on the statements of the Dematerialised Securities System (DSS) operators involved and refers to volumes that have been registered up until the previous working day.

[4] - Average Price (Volume weighted)

[5] - The Data concerning Open Interest before the start of trading session

Lending Products	Underlying Title	Open Interest[5]	Multilateral Transactions[1]				Bilateral Transactions[2]		Stock Borrowing through OTC (volume)[3]	
			Volume(Offered)	Average Weighted	Transactions volume	Average Weighted	Transactions Volume	Average Weighted	Transactions Volume	
MOHBOR	MOTOR OIL (CR)	---	---	---	---	---	---	---	1,490,183	
ETEBOR	NATIONAL BANK (CR)	35,000	---	---	---	---	---	---	15,532,713	
OPAPBOR	OPAP (CR)	4,582	---	---	---	---	---	---	1,694,889	
OPTIMABOR	OPTIMA BANK (CR)	2,000	---	---	---	---	---	---	788,919	
HTOBOR	OTE (CR)	---	---	---	---	---	---	---	1,864,172	
PPABOR	P.P.A. S.A. (CR)	---	---	---	---	---	---	---	86,720	
TPEIRBOR	PIRAEUS FINANCIAL HOLD (CR)	---	---	---	11,652	4.33%	---	---	13,188,369	
PPCBOR	PPC (CR)	---	---	---	---	---	---	---	3,269,484	
PROFBOR	PROFILE SA (CR)	---	---	---	---	---	---	---	5,800	
QUESTBOR	QUEST HOLDINGS (CR)	1,701	---	---	---	---	---	---	18,420	
OLYMPBOR	TECHNICAL OLYMPIC SA (CR)	---	---	---	---	---	---	---	---	
TENERGYBOR	TERNA ENERGY (CR)	---	---	---	---	---	---	---	489,643	
EYAPSBOR	THESSALONIKA WATER & SEWERAGE	---	---	---	---	---	---	---	---	
PLATBOR	THRACE PLASTICS SA (CR)	---	---	---	---	---	---	---	9,130	
TITCBOR	TITAN CEMENT (CB)	37,858	---	---	---	---	---	---	197,919	
VIORBOR	VIHALCO SA/NV (CB)	---	---	---	2,500	4.49%	---	---	---	

Stock Lending Notes

[1] - Multilateral contracts Lending or Borrowing as per Methods 8-1, 8-2 and 8-3-3 (According to ATHEX BoD Resolution No.17)

[2] - Bilateral Contracts Lending or Borrowing as per Methods 8-3-1 and 8-3-2 & Contracts as per Method 4 (According to ATHEX BoD Resolution No.20)

[3] - The information concerning OTC Stock Borrowing Transactions is based on the statements of the Dematerialised Securities System (DSS) operators involved and refers to volumes that have been registered up until the previous working day.

[4] - Average Price (Volume weighted)

[5] - The Data concerning Open Interest before the start of trading session

Sectors codification for listed companies

12003-	ETF	10101010	Computer Services
10101015	Software	10102030	Computer Hardware
15101010	Telecommunications Equipment	15102015	Telecommunications Services
20101010	Health Care Facilities	20101025	Health Care Services
20102010	Medical Equipment	20103015	Pharmaceuticals
30101010	Banks	30202000	Diversified Financial Services
30202010	Asset Managers & Custodians	30202015	Investment Services
30204000	Closed End Investments	30302010	Full Line Insurance
30302015	Insurance Brokers	30302025	Property and Casualty Insurance
35101010	Real Estate Holding and Development	35101015	Real Estate Services
35102000	Diversified REITs	35102030	Office REITs
35102045	Retail REITs.	40201040	Rental & Leasing Services: Consumer
40202010	Home Construction	40202015	Household Furnishings
40202020	Household Appliance	40203040	Electronic Entertainment
40204020	Clothing & Accessories	40301010	Entertainment
40301030	Publishing	40301035	Radio & TV Broadcasters
40401010	Diversified Retailers	40401020	Apparel Retailers
40401025	Home Improvement Retailers	40401030	Specialty Retailers
40501010	Airlines	40501015	Travel & Tourism
40501020	Casinos & Gambling	40501025	Hotels & Motels
45101015	Distillers & Vintners	45101020	Soft Drinks
45102010	Farming Fishing Ranching & Plantations	45102020	Food Products
45103010	Tobacco	45201010	Food Retailers & Wholesalers
45201020	Personal Products	50101010	Construction
50101020	Building Roof/Wallboard and Plumbing	50101030	Cement
50101035	Building Materials: Other	50202010	Electrical Components
50203015	Plastics	50203030	Containers & Packaging
50204000	Machinery: Industrial	50204020	Machinery: Construction & Handling
50205010	Industrial Suppliers	50205020	Back Office Support HR & Consulting
50205030	Forms & Bulk Printing Services	50206015	Commercial Vehicles & Parts
50206030	Marine Transportation	50206060	Transportation Services
55101000	Diversified Materials	55101020	Textile Products
55102000	General Mining	55102010	Iron & Steel
55102015	Metal Fabricating	55102035	Aluminum
60101020	Oil Refining and Marketing	65101010	Alternative Electricity
65101015	Conventional Electricity	65102000	Multi-Utilities
65102030	Water		



ATHEX
Athens Stock Exchange

Λεωφ. Αθηνών 110 104 42 Αθήνα
110, Athinon Ave. GR 104 42 Athens
tel. (+30)210-33.66.800, fax (+30)210-33.66.101
www.athexgroup.gr