

24

Ημερήσιο Δελτίο
Συναλλακτικής Δραστηριότητας

Daily Official List
of Trading Activity

Friday, 8 November, 2024

Year: 145 Trading Day No: 213



ATHEXGROUP
Athens Exchange Group

Disclaimer:

Hellenic Exchanges-Athens Stock Exchange S.A endeavours to ensure that the data and other material ("Information") presented on the Daily Official List are accurate and complete, but it is not liable for any errors or omissions of data or /and for the accuracy, credibility, updating and completeness of the aforesaid information nor it has any liability arising directly or indirectly from the use of the above Information.

The Company is not liable for the accuracy of the data included in listed companies' announcements. Only the sender of such an announcement is fully and solely liable for any infringement of third party's rights from the content of such announcement. All contents of the Daily Official List are provided only for information purposes and do not constitute investment advice or solicitation to invest in securities or other products listed for trading on the Exchange.

You acknowledge and agree that the Company is the owner of any property rights related to any Information appearing on the Daily Official List including intellectual property rights copyright, trademarks, etc.

The above data are a property of the Hellenic Exchanges-Athens Exchange and are copyright protected. Users are forbidden to reproduce, modify, copy, sale, transmit or redistribute, by all reproduction means and methods, part or the whole of the above data, without reference to their source.

The commercial exploitation of these data is, also, forbidden by third parties. Hellenic Exchanges-Athens Exchange does not carry any responsibility, direct or indirect, derived from usage or accidental alteration of the above data when used by third parties.

Hellenic Exchanges – Athens Stock Exchange S.A.

110 Athinon Ave., 10442 Athens, Tel: (210) 33.66.800, Fax: (210) 32.13.938

www.athexgroup.gr

Thessalonica Stock Exchange Center (T.S.E.C)

16-18 Katouni Str., Thessalonica 546 25 Tel: (2310) 567.667, Fax: (2310) 530.545

Athex Members Guarantee Fund

14-16 Fidiou Str., Athens 106 78, Tel: (210) 33.04.682, Fax: (210) 33.04.155

Hellenic Republic Capital Market Commission

1 Kolokotroni Str. & 1 Stadiou Str., Athens 10562 Tel: (210) 33.77.100 Fax: (210) 33.77.173

Table of Contents

Section 1: Statistical Figures of Securities, Derivatives and Lending

Summary of Markets

Athex Indices

Analytic Figures for Athex Market's Boards and Categories

Trading Details by Athex Sectors and Financial Instruments (ETFs)

Top 10 best & worst performing Shares

Derivatives Summary

Section 2: Analytic Figures of Shares Transactions

Analytic Figures of Shares Transactions

Shares' Notes

Section 3: Figures of Securities Transactions

Securities Blocks Details

Shares Rights Details

Stock Borrowing

Forced Sales Details

Forced Sales Registered Shares

Exchange Traded Funds (ETFs) Characteristics

Section 5: Bonds traded in Fixed Income Assets Market

Convertible Corporate Bonds - Regulated Market

Non Convertible Corporate Bonds - Regulated Market

Government Bonds

Treasury Bills & Zero Coupon Government Bonds

Government Bonds Traded with the Open Outcry Method

State Banks Bonds

Section 6: Additional Infos

Athex & ATHEXClear Members List

List of Stocks under Market Making operations

Section 7: Derivatives Market Analytic Figures

Index Futures

Stock Futures

Index Options

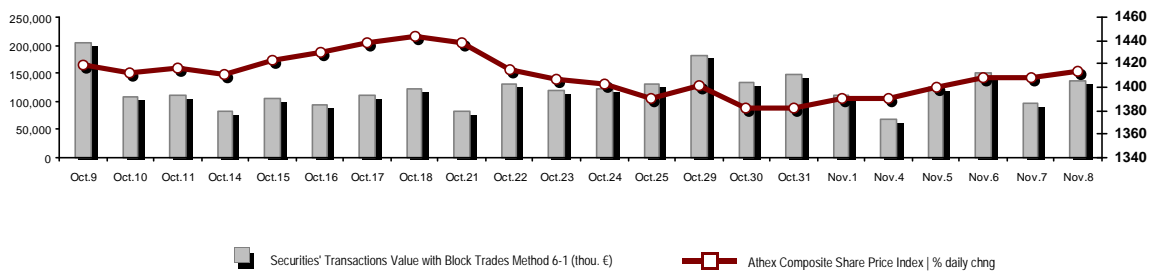
Stock Options

Stock Lending Analytic Figures

Appendix A: Sectors codification for listed companies

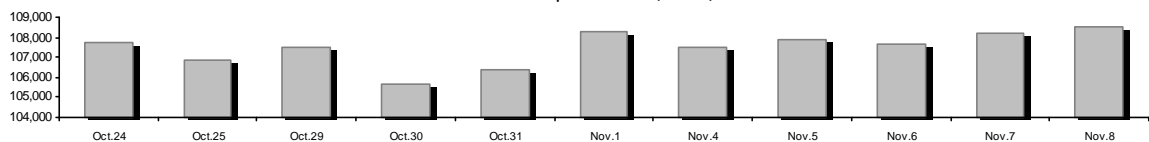
Summary of Markets

Athex Composite Share Price Index vs Shares and Derivatives Transactions Value

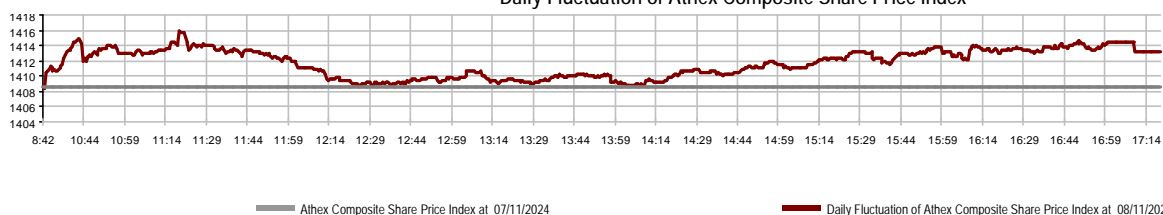


Athex Capitalisation (mill. €)**:	108,499.87		Derivatives Total Open Interest	479,983
Daily change: mill. € %	256.07	0.24%	in Index Futures % daily chng	5,921 0.44%
Yearly Avg Capitalisation: mill. € % chng prev year Avg	98,202.64	22.16%	in Stock Futures % daily chng	472,695 -0.27%
Athex Composite Share Price Index % daily chng	1,413.13	0.33%	in Index Options % daily chng	877 0.00%
Athex Composite Share Price Index Capitalisation (mill. €)	91,835.41		in Stock Options % daily chng	490 0.00%
Daily change (mill. €)	412.44			
Securities' Transactions Value with Block Trades Method 6-1 (t	136,928.45		Derivatives Contracts Volume:	31,260
Daily change: %	39,620.77	40.72%	Daily change: pieces %	20,758 197.66%
YtD Avg Trans. Value: thou. € % chng prev year Avg	130,741.57	19.32%	YtD Avg Derivatives Contracts % chng prev year Avg	35,849 -18.45%
Blocks Transactions Value of Method 6-1 (thou. €)	37,303.96		Derivatives Trades Number:	1,498
Blocks Transactions Value of Method 6-2 & 6-3 (thou. €)	0.00		Daily change: number %	787 110.69%
Bonds Transactions Value (thou.€)	362.57		YtD Avg Trades number % chng prev year Avg	1,819 -21.98%
Securities' Transactions Volume with Block Trades Method 6-1 (tho	43,497.45		Lending Total Open Interest	149,081
Daily change: thou. pieces %	23,282.74	115.18%	Daily change: pieces %	700 0.47%
YtD Avg Volume: % chng prev year Avg	28,520.22	-15.17%	Lending Volume (Multilateral/Bilateral)	3,500
Blocks Transactions Volume of Method 6-1 (thou. Pieces)	10,695.97		Daily change: pieces %	-5,800
Blocks Transactions Volume of Method 6-2 & 6-3 (thou. Pieces)	0.00		Multilateral Lending	3,000
Bonds Transactions Volume	367,000		Bilateral Lending	500
Securities' Trades Number with Block Trades Method 6-1	32,187		Lending Trades Number:	2
Daily change: number %	5,905	22.47%	Daily change: %	-3
YtD Avg Trades number % chng prev year Avg	36,549	0.90%	Multilateral Lending Trades Number	1
Number of Blocks Method 6-1	30		Bilateral Lending Trades Number	1
Number of Blocks Method 6-2 & 6-3	0			
Number of Bonds Transactions	124			

Athex Capitalisation (mill. €)**



Daily Fluctuation of Athex Composite Share Price Index



Athex Indices

Index name	08/11/2024	07/11/2024	pts.	%	Min	Max	Year min	Year max	Year change
Athex Composite Share Price Index	1,413.13 #	1,408.50	4.63	0.33%	1,408.42	1,415.83	1,293.14	1,505.35	9.28% #
Athex Composite Index Total Return Index	2,670.95 #	2,662.21	8.74	0.33%	2,662.05	2,676.06	2,355.44	2,789.06	13.39% #
Athex ESG Index	1,615.82 #	1,603.62	12.20	0.76%	1,603.62	1,617.57	1,471.77	1,722.97	9.79% #
ATHEX Alternative Market Price Index	14,488.74 €	14,506.48	-17.74	-0.12%	14,478.72	14,575.33	9,352.11	15,435.43	54.92% #
FTSE/Athex Large Cap	3,438.43 #	3,412.70	25.73	0.75%	3,412.70	3,442.56	3,122.79	3,665.50	10.11% #
FTSE/Athex Mid Cap Index	2,256.38 #	2,253.26	3.12	0.14%	2,238.02	2,260.74	2,054.77	2,459.55	0.25% #
FTSE/ATHEX High Dividend Yield Index	3,810.65 €	3,818.82	-8.17	-0.21%	3,806.07	3,825.88	3,629.54	4,217.66	1.04% #
FTSE/Athex Market Index	821.29 #	816.23	5.06	0.62%	816.23	822.02	746.82	875.18	9.97% #
FTSE/Athex Banks	1,230.10 #	1,211.77	18.33	1.51%	1,211.77	1,231.61	1,057.67	1,354.57	15.87% #
FTSE/ATHEX TECHNOLOGY & TELECOMMUNICAT	5,496.37 €	5,547.04	-50.67	-0.91%	5,477.49	5,549.79	4,915.95	5,868.21	8.36% #
FTSE/ATHEX FINANCIAL SERVICES	5,772.60 #	5,688.14	84.46	1.48%	5,688.14	5,779.61	4,996.31	6,357.41	15.12% #
FTSE/ATHEX REAL ESTATE	4,886.23 #	4,842.84	43.39	0.90%	4,842.84	4,890.29	4,507.00	5,120.52	-1.50% €
FTSE/ATHEX CONSUMER DISCRETIONARY	4,859.33 €	4,865.09	-5.76	-0.12%	4,841.72	4,871.04	4,663.68	5,557.48	-3.12% €
FTSE/ATHEX CONSUMER STAPLES	6,683.17 #	6,666.31	16.86	0.25%	6,612.48	6,717.83	5,069.68	6,717.83	31.34% #
FTSE/ATHEX INDUSTRIALS	6,416.68 #	6,404.39	12.29	0.19%	6,404.39	6,450.46	5,044.08	6,784.09	26.28% #
FTSE/ATHEX BASIC MATERIALS	4,579.57 #	4,552.10	27.47	0.60%	4,531.76	4,597.19	4,369.10	5,876.05	-5.96% €
FTSE/ATHEX ENERGY & UTILITIES	4,824.05 #	4,783.29	40.76	0.85%	4,769.10	4,838.47	4,536.38	5,474.06	-3.28% €
Athex All Share Index	356.80 #	355.98	0.82	0.23%	356.80	356.80	304.60	367.53	18.15% #
Hellenic Mid & Small Cap Index	2,015.27 #	2,003.88	11.39	0.57%	2,000.68	2,018.64	1,881.89	2,157.15	4.47% #
FTSE/Athex Large Cap Total Return	5,915.11 #	5,870.85	44.26	0.75%			5,201.70	6,187.73	14.47% #
FTSE/Athex Mid Cap Total Return	3,089.85 #	3,085.58	4.27	0.14%			2,872.41	3,302.69	1.93% #
MSCI GREECE REBASED	5,360.82 #	5,307.41	53.41	1.01%	5,307.41	5,368.62	4,964.20	5,837.84	7.55% #
Hellenic Corporate Bond Index	137.48 €	137.51	-0.03	-0.02%			129.54	137.51	6.05% #
Hellenic Corporate Bond Price Index	93.37 €	93.40	-0.03	-0.03%			90.52	93.40	3.01% #

Note 1: FTSE/Med 100, Hellenic Corporate Bond Price Index and Hellenic Corporate Bond Index closing prices refer to the previous trading day of 06/11/2024.

Note 2: The Hellenic Mid & Small Cap Index is a Customized index calculated by the Athens Exchange.

Analytic Figures for Athex Market's Boards and Categories

	Total Traded Securities	Main Market	Surveillance	Exchange Traded Funds (ETFs)
Totals	120	114	5	1
Gain / Lose / Same:	39 / 51 / 30	37 / 51 / 26	1 / 0 / 4	1 / 0 / 0
Athex Capitalisation (mill. €) **	108,499.87	108,435.53	64.34	
Daily Average Trans/ons Value(thou.€)	130,741.57	130,631.42	29.45	235.40
Transactions Value	136,928.45	136,810.99	2.87	114.59
Main Board:	99,624.49	99,507.03	2.87	114.59
Blocks Board 6_2_3:	37,303.96	37,303.96	0.00	0.00
Forced Sales Board:	0.00	0.00	0.00	0.00
Special Terms Board:	0.00	0.00	0.00	0.00
Daily Average Transactions Volume	28,520,220	28,401,406	131,311	6,804
Transactions Volume	43,497,450	43,481,001	13,103	3,346
Main Board:	32,801,484	32,785,035	13,103	3,346
Blocks Board 6_2_3:	10,695,966	10,695,966	0	0
Forced Sales Board:	0	0	0	0
Special Terms Board:	0	0	0	0
Daily Average Number of Trades	36,549	36,450	57	44
Number of Trades	32,187	32,154	17	16
Main Board:	32,157	32,124	17	16
Blocks Board 6_2_3:	30	30	0	0
Forced Sales Board:	0	0	0	0
Special Terms Board:	0	0	0	0

Trading Details by Athex Sectors and Financial Instruments (ETFs)

Code	Sectors	Gain / Lose / Same	Number of Trades	Transactions Volume	Transactions Value	% of Total Trans. Value
3010	- Banks	4 / 3 / 1	15,365	37,785,098	101,904,606.05	74.42%
5510	- Basic Resources	5 / 4 / 3	1,002	265,620	911,716.97	0.67%
5010	- Construction & Materials	4 / 6 / 4	2,537	847,346	3,664,170.45	2.68%
4020	- Consumer Products & Services	2 / 1 / 3	153	57,796	47,540.22	0.03%
6010	- Energy	1 / 3 / 0	1,207	199,738	2,944,003.73	2.15%
12000	- Financial Instruments	1 / 0 / 0	16	3,346	114,590.17	0.08%
3020	- Financial Services	1 / 2 / 2	166	13,924	66,150.11	0.05%
4510	- Food Beverage & Tobacco	2 / 2 / 3	247	51,757	1,030,637.61	0.75%
2010	- Health Care	1 / 1 / 1	96	146,355	108,677.15	0.08%
5020	- Industrial Goods & Services	5 / 9 / 1	1,643	398,156	3,058,219.18	2.23%
3030	- Insurance	0 / 0 / 1	6	355	1,534.90	0.00%
4030	- Media	1 / 0 / 0	34	14,930	6,901.59	0.01%
4520	- Personal Care, Drug & Grocery Stores	1 / 0 / 1	341	82,883	834,392.24	0.61%
3510	- Real Estate	5 / 4 / 3	1,072	397,195	954,000.94	0.70%
4040	- Retail	0 / 3 / 4	713	88,529	1,345,233.86	0.98%
1010	- Technology	2 / 7 / 1	929	248,452	939,576.92	0.69%
1510	- Telecommunications	0 / 2 / 0	1,771	416,226	6,249,510.99	4.56%
4050	- Travel & Leisure	2 / 2 / 0	2,438	1,972,310	5,156,703.67	3.77%
6510	- Utilities	2 / 2 / 2	2,451	507,434	7,590,284.83	5.54%

Top 10 best & worst performing Shares

Main Market

With positive Price change	Closing price	change	With negative Price change	Closing price	change
PREMIA (CR)	1.244	6.51% #	DOMIKI KRITIS SA (CR)	2.525	-2.32% €
ALPHA SERVICES HOLD (CR)	1.502	5.37% #	KLOUKINAS - LAPPAS SA (CR)	1.43	-2.05% €
ELLAKTOR (CR)	1.78	3.49% #	BANK OF CYPRUS (CR)	4.32	-1.82% €
EUROBANK HOLDINGS (CR)	2.045	2.87% #	KARELIA (CR)	340	-1.73% €
P.P.A. S.A. (CR)	29.4	2.44% #	EKTER SA (CR)	1.418	-1.53% €
PIRAEUS FINANCIAL HOLD (CR)	3.81	2.09% #	INTERWOOD-XYLEMPORIA (CR)	0.258	-1.53% €
ELASTRON (CR)	2.08	1.96% #	NATIONAL BANK (CR)	7.516	-1.49% €
EUROCONSULTANTS S.A. (CR)	1.13	1.80% #	ATTICA HOLDINGS (CR)	2.05	-1.44% €
UNIBIOS (CR)	1.475	1.72% #	IDEAL HOLDINGS (CR)	5.85	-1.35% €
IKTINOS HELLAS SA (CR)	0.319	1.59% #	OTE (CR)	14.96	-1.32% €
With the highest Transactions Value	Value (thou. €)	change	With the highest Transactions Volume	Volume	change
NATIONAL BANK (CR)	31,658.51	-1.49% €	ALPHA SERVICES HOLD (CR)	14,663,098	5.37% #
EUROBANK HOLDINGS (CR)	27,918.77	2.87% #	EUROBANK HOLDINGS (CR)	13,695,925	2.87% #
ALPHA SERVICES HOLD (CR)	21,787.42	5.37% #	PIRAEUS FINANCIAL HOLD (CR)	4,729,761	2.09% #
PIRAEUS FINANCIAL HOLD (CR)	17,866.55	2.09% #	NATIONAL BANK (CR)	4,190,312	-1.49% €
OTE (CR)	6,247.40	-1.32% €	INTRALOT (CR)	1,699,382	1.06% #
METLEN ENERGY & METALS (CR)	3,805.70	1.49% #	BANK OF CYPRUS (CR)	451,092	-1.82% €
OPAP (CR)	3,108.43	-0.26% €	OTE (CR)	415,869	-1.32% €
PPC (CR)	2,477.97	1.25% #	IKTINOS HELLAS SA (CR)	290,832	1.59% #
MOTOR OIL (CR)	2,445.90	0.41% #	OPAP (CR)	206,393	-0.26% €
BANK OF CYPRUS (CR)	1,974.72	-1.82% €	PPC (CR)	204,175	1.25% #

Note: Stocks that are not included in the "Under Supervision" category, and the transactions value is more than 10,000 €.

Derivatives Summary

	Number of Trades	Volume	Open Interest
Index Futures	149	583	5,921
FTSE/Athex Banks	2	2	1,609
FTSE/Athex Large Cap	147	581	4,302
MSCI GREECE REBASED	0	0	10
Stock Futures	1,339	30,588	472,695
ADMIE (IPTO) HOLDING S.A. (CR)	0	0	25,265
AEGEAN AIRLINES (CR)	4	4	3,134
ALPHA SERVICES HOLD (CR)	365	19,795	198,375
ATHENS INTL AIRPORT (CR)	0	0	574
AUTOHELLAS SA (CR)	0	0	128
AVAX S.A. (CR)	2	5	1,230
BANK OF CYPRUS (CR)	0	0	0
CC HBC AG (CR)	1	5	123
CENERGY HOLDINGS (CB)	8	26	5,443
ELLAKTOR (CR)	36	144	3,489
ELVALHALCOR (CR)	7	48	3,860
EUROBANK HOLDINGS (CR)	173	3,988	20,184
EYDAP S.A. (CR)	0	0	4,025
FOURLIS (CR)	1	2	983
GEK TERNA (CR)	12	53	11,122
HELLENIC EXCHANGES-A.S.E. (CR)	4	20	3,729
HELLENIQ ENERGY (CR)	9	51	4,922
INTRACOM HOLDINGS (CR)	33	237	7,063
INTRAKAT (CR)	4	11	1,987
JUMBO SA (CR)	3	10	136
LAMDA DEVELOPMENT SA (CR)	22	56	5,868
METLEN ENERGY & METALS (CR)	40	93	4,860
MIG (CR)	0	0	112
MOTOR OIL (CR)	11	68	6,841
NATIONAL BANK (CR)	201	2,112	17,775
OPAP (CR)	4	6	871
OPTIMA BANK (CR)	0	0	91
OTE (CR)	34	74	2,701
P.P.A. S.A. (CR)	1	5	76
PIRAEUS FINANCIAL HOLD (CR)	300	3,453	96,639
PPC (CR)	44	231	19,459
QUEST HOLDINGS (CR)	3	15	188
TERNA ENERGY (CR)	0	0	16,630
TITAN CEMENT (CB)	5	13	322
VIOHALCO SA/NV (CB)	12	63	4,490
Index Options	9	83	877
FTSE/Athex Large Cap	9	83	877
Stock Options	1	6	490
ALPHA SERVICES HOLD (CR)	0	0	0
NATIONAL BANK (CR)	1	6	354
OPAP (CR)	0	0	91
OTE (CR)	0	0	2
PIRAEUS FINANCIAL HOLD (CR)	0	0	0
PPC (CR)	0	0	43
Total Derivatives Traded	1,498	31,260	479,983

Daily Official List

Year: 145 Trading Day No: 213

Section 2: Analytic Figures of Shares Transactions

Friday, 8 November, 2024

Number of Outstanding Securities	Nominal Value	Dividends [1]			Date of Last Coupon		Note	Shares	Closing price	% change	Previous closing price/date	Open price	Price min	Price max	Last price	Avg price	Last Bid [7]	Last Ask [7]	P/E after tax	Year	Volume	Trades	Transactions Value[8]	Company Mkt Value (thou. €)	Year low	Year high	Sector[4]	
2021	2022	2023	Dividend [2]	Right																								
3,307,500	0.210	---	0.4	0.4	23/10/2024	30/11/2022	---	ELVE SA (CR)	4.8	---	4.8	07/11/2024	4.8	4.8	4.8	4.8	167@4.68	389@4.80	8.96	2023	110	2	528.00	15,876.00	4.62	5.85	40204020	
86,735,980	0.310	---	---	0.02	22/07/2024	07/09/2023	---	ATHENS MEDICAL CENTER SA (CR)	1.5	---	1.5	07/11/2024	1.525	1.47	1.525	1.52	1.522	99@1.47	45@1.52	---	---	26	4	39.57	130,103.97	1.44	2.03	20101025
3,417,600	0.100	0.016	0.016	0.016	04/07/2024	02/04/2024	---	INTERWOOD-XYLEMPORIA (PR)	0.398	---	0.398	07/11/2024	---	---	---	---	---	409@0.400	---	---	---	---	---	13,077.89	0.252	0.595	50101020	
2,760,000	11.83	11	11.8	12.4	03/06/2024	16/07/1990	---	KARELIA (CR)	340	-1.73	346	07/11/2024	348	338	348	340	345.436	20@338.00	5@344.00	---	---	39	6	13,472.00	938,400.00	312	360	45103010
6,700,000	0.800	0.047	0.047	0.047	23/07/2024	29/05/2014	---	MILLS KEPENOS (CR)	1.92	---	1.92	07/11/2024	---	---	---	---	---	20@1.90	20.62	2023	---	---	---	12,864.00	1.35	2.26	45102020	
18,017,472	0.360	---	---	0.03	11/10/2024	28/08/2017	---	DOMAINE COSTA LAZARIDI (CR)	1.7	---	1.7	07/11/2024	1.7	1.7	1.7	1.7	300@1.66	426@1.74	---	---	1,978	1	3,362.60	30,629.70	1.6	1.9	45101015	
21,364,000	1.12	---	0.4	---	21/08/2023	08/03/2023	---	LAMPASA HOTEL SA (CR)	37.4	---	37.4	07/11/2024	---	---	---	---	500@37.40	75@38.40	---	---	---	---	---	799,013.60	28.4	39.8	40501025	
5,939,268	0.620	---	---	---	10/07/2003	03/01/2002	---	LANAKAM SA (CR)	0.89	---	0.89	07/11/2024	0.85	0.825	0.89	0.89	0.875	100@0.865	1680@0.890	---	---	2,724	13	2,383.85	5,285.95	0.815	1.18	40401020
9,819,370	0.500	---	---	---	14/08/2007	09/01/2004	---	MATHIOS REFRACTORY SA (CR)	0.65	---	0.65	07/11/2024	0.64	0.64	0.64	0.64	1350@0.588	213@0.640	---	---	87	1	55.68	6,382.59	0.62	1.3	55101000	
32,188,050	0.700	---	---	---	21/07/2008	20/01/2000	---	MOUZAKIS (CR)	0.69	---	0.69	07/11/2024	---	---	---	---	200@0.655	1520@0.700	---	---	---	---	---	22,209.75	0.595	0.92	55101020	
43,200,000	1.00	0.0824	---	0.0383	19/08/2024	13/09/2023	---	MPLE KEDROS (CR)	3.68	---	3.68	07/11/2024	3.66	3.65	3.68	3.68	3.669	55@3.68	300@3.75	---	---	3,850	29	14,126.00	158,976.00	3.2	3.74	35102000
6,340,000	0.600	0.17	0.1	0.2	11/12/2023	11/01/2024	---	NAKAS MUSIC	3.12	---	3.12	07/11/2024	2.86	2.86	2.94	2.94	2.913	30@2.94	70@3.18	---	---	31	5	90.30	19,780.80	2.5	3.18	40401030
27,379,200	0.980	---	0.45	0.5001	01/08/2024	29/08/2022	---	CRETE PLASTICS SA (CR)	15	---	15	07/11/2024	---	---	---	---	40@13.90	1027@15.00	---	---	---	---	---	410,688.00	13.8	16.4	50203015	
255,494,534	2.71	0.279	0.255	0.247	14/06/2024	30/09/2021	---	PRODEA (CR)	6.2	---	6.2	07/11/2024	6.3	6.3	6.3	6.3	27@6.25	300@6.55	---	---	205	2	1,291.50	1,584,066.11	5.7	8	35102000	
4,181,450	0.500	---	---	---	21/08/2000	05/03/2002	---	FLOUR MILLS SARANTOPOULOS SA	1.07	---	1.07	07/11/2024	---	---	---	---	---	569@1.17	---	---	---	---	---	4,474.15	0.965	1.17	45102020	

Exchange Traded Funds (ETFs)

971,502	---	---	---	---	15/06/2016	---	ALPHA ETF FTSE Athex Large Cap	34.435	0.82	p	34.155	07/11/2024	34.155	34.145	34.445	34.435	34.247	100@34.40	11@35.50	---	---	3,346	16	114,590.17	---	31.58	38	12003
---------	-----	-----	-----	-----	------------	-----	--------------------------------	--------	------	---	--------	------------	--------	--------	--------	--------	--------	-----------	----------	-----	-----	-------	----	------------	-----	-------	----	-------

Surveillance

89,078,604	0.040	---	---	---	07/07/2010	16/01/2024	5160	FRIGOGLASS SA (CR)	0.21	5.00	p	0.2	07/11/2024	0.218	0.21	0.218	0.21	0.213	8021@0.210	36769@0.220	---	2023	10,085	9	2,151.45	18,706.51	0.172	0.44	50204000
13,191,620	0.620	---	---	---	04/08/2010	09/09/2002	5232	YALCO - CONSTANTINOU (CR)	0.162	---	0.162	07/11/2024	---	---	---	---	---	---	1000@0.146	---	---	---	---	---	2,137.04	0.146	0.208	40202020	
17,579,754	4.16	---	---	---	18/08/2006	02/08/2010	---	BIOTER SA (CR)	0.294	---	0.294	07/11/2024	0.292	0.292	0.294	0.294	0.293	---	851@0.294	---	---	2,000	5	585.00	5,168.45	0.2	0.436	50101010	
54,654,600	0.050	---	---	---	01/07/1998	30/12/2022	5275	VIS SA (CR)	0.132	---	0.132	07/11/2024	0.135	0.135	0.135	0.135	0.135	3500@0.124	618@0.145	---	2023	500	1	67.50	7,214.41	0.124	0.288	50203030	
51,754,364	0.300	---	---	---	23/12/2003	24/01/2007	5197	SELECTED TEXT. IND. ASSOC (CR)	0.132	---	0.132	31/10/2024	---	---	---	---	---	---	---	---	---	---	---	---	---	6,831.58	0.1	0.164	55101020
15,842,391	1.51	---	---	---	15/07/2009	12/05/2000	5141	BITROS HOLDING SA (CR)	0.62	---	0.62	07/11/2024	---	---	---	---	---	---	630@0.595	---	---	---	---	---	9,822.28	0.41	0.755	55102010	
24,319,250	0.300	---	---	---	09/07/2002	04/07/2007	5165	PROODEFTIKH SA (CR)	0.26	---	0.26	07/11/2024	0.26	0.26	0.26	0.26	0.26	2442@0.264	3200@0.280	---	---	58	1	15.08	6,323.01	0.2	0.4	50101010	
28,438,268	0.070	---	---	---	21/08/2006	24/11/1999	5253	SPIROY AGRICULTURE SA (CR)	0.127	---	0.127	07/11/2024	0.115	0.115	0.115	0.115	0.115	3030@0.115	480@0.138	---	---	460	1	52.90	3,611.66	0.115	0.252	45102010	
1,011,000	1.00	---	---	---	01/07/2004	11/12/2012	5193	TRIA ALFA SA (CR)	4.48	---	4.48	07/11/2024	---	---	---	---	---	52@4.04	85@4.48	---	2023	---	---	---	4,529.28	3.92	8.95	55101020	

Suspension Status

12,417,000	0.310	---	---	---	27/08/2019	28/08/2017	5233	MLS MULTIMEDIA SA (CR)	0.57	---	0.57	12/05/2020	---	---	---	---	---	---	---	---	---	---	---	---	7,077.69	0.57	0.57	10101015	
65,326,268	0.530	---	---	---	04/07/2007	19/07/2006	4750	SATO SA (CR)	0.028	---	0.028	05/09/2024	---	---	---	---	---	---	---	---	---	---	---	---	---	1,829.14	0.027	0.067	40202015
3,961,300	1.28	---	---	---	29/06/2004	03/08/2000	5248	DUROS SA (CR)	0.25	---	0.25	24/04/2023	---	---	---	---	---	---	---	---	---	---	---	---	---	990.33	0.25	0.25	40204020
10,203,575	0.730	---	---	---	16/07/2007	18/10/1999	---	FIERATEX SA (CR)	0.359	---	0.359	30/04/2024	---	---	---	---	---	---	---	---	---	---	---	---	---	3,663.08	0.335	0.538	55101020

Shares' Notes

Code	Note text
()	- Adjusted dividends.
*	- Last adjusted closing price.
[1]	- Net dividends.
[2]	- The "Date of Last Coupon" for New listings refers to the date company's stocks started to trade in Athex
[3]	- The Company Market Value is referred to the number of outstanding shares
[4]	- Sectors codification can be found in Appendix A
[5]	- The Market Value refers to the total number of shares listed (including their several classes) in the exchange by the company.
[6]	- P/E greater than 100
[7]	- Last view of the Order Book before the end of the trading session
[8]	- All Blocks Methods' Transactions Value are included.
4750	- Transfer to the Under Surveillance Category from 8/4/2011.
5093	- Transfer to the Surveillance Category as of 8/4/2015.
5141	- Transfer to the Surveillance Category as of 10/05/2017.
5160	- Transfer to the Surveillance Category as of 15/04/2016.
5165	- Transfer to the Surveillance Category as of 15/02/2018.
5193	- Transfer to the Surveillance Category as of 25/10/2018.
5197	- Transfer to the Surveillance Category as of 07/11/2018.
5232	- Transfer to the Under Surveillance Category from 08/04/2011.
5233	- Suspension of trading as of 13/05/2020.
5248	- Transfer to the Surveillance Category as of 06/09/20116.
5253	- Transfer to the Surveillance Category as of 14/5/2021.
5275	- Transfer to the Surveillance Category as of 09/07/2020.

Securities Blocks Details

Securities	Block Volume	Price	Block Trade Value	Time of approval	Note
NATIONAL BANK (CR)	250,230	7.66	1,916,011.11	10:44:54	20
NATIONAL BANK (CR)	200,000	7.65	1,530,400.00	10:50:46	20
ALPHA SERVICES HOLD (CR)	300,000	1.47	441,600.00	11:16:12	20
NATIONAL BANK (CR)	250,000	7.63	1,907,500.00	11:16:21	20
ALPHA SERVICES HOLD (CR)	335,226	1.47	491,944.16	11:25:37	20
NATIONAL BANK (CR)	200,000	7.63	1,526,000.00	11:27:38	20
PIRAEUS FINANCIAL HOLD (CR)	150,000	3.74	560,250.00	11:53:35	20
EUROBANK HOLDINGS (CR)	1,998,999	2.03	4,061,965.97	12:40:16	20
EUROBANK HOLDINGS (CR)	1,847,474	2.03	3,754,067.17	12:43:06	20
NATIONAL BANK (CR)	161,144	7.52	1,211,802.88	13:16:10	20
NATIONAL BANK (CR)	148,731	7.54	1,121,431.74	13:17:01	20
PIRAEUS FINANCIAL HOLD (CR)	283,000	3.76	1,062,948.00	13:26:56	20
OPAP (CR)	54,534	15.08	822,100.05	13:37:28	20
MOTOR OIL (CR)	20,000	19.80	396,000.00	13:52:36	20
PIRAEUS FINANCIAL HOLD (CR)	700,335	3.77	2,638,161.95	14:08:28	20
TITAN CEMENT (CB)	14,695	33.30	489,343.50	14:10:43	20
NATIONAL BANK (CR)	42,847	7.53	322,637.91	15:16:33	20
ALPHA SERVICES HOLD (CR)	500,000	1.50	748,500.00	15:22:35	20
NATIONAL BANK (CR)	69,100	7.53	520,115.70	15:43:46	20
PIRAEUS FINANCIAL HOLD (CR)	150,000	3.82	573,000.00	15:58:09	20
ALPHA SERVICES HOLD (CR)	700,000	1.50	1,050,000.00	16:12:41	20
ALPHA SERVICES HOLD (CR)	700,000	1.50	1,048,950.00	16:17:43	20
NATIONAL BANK (CR)	154,475	7.53	1,162,887.80	16:34:02	20
NATIONAL BANK (CR)	45,176	7.53	339,994.58	16:35:44	20
CC HBC AG (CR)	10,000	33.78	337,800.00	16:36:38	20
ALPHA SERVICES HOLD (CR)	250,000	1.50	375,750.00	16:41:52	20
EUROBANK HOLDINGS (CR)	250,000	2.05	511,500.00	16:49:18	20
MOTOR OIL (CR)	20,000	19.81	396,200.00	16:51:29	20
NATIONAL BANK (CR)	700,000	7.52	5,261,200.00	17:13:29	20
PIRAEUS FINANCIAL HOLD (CR)	190,000	3.81	723,900.00	17:13:55	20

Blocks Notes

9 - Method 6-1 / Special Fees

10 - Method 6-1 / Special Fees, SDS

14 - Method 6-3 / Settlement, Incomplete Buy and Sell

18 - Method 6-2 / SPOT 1

19 - Method 6-2 / SPOT 2

20 - Method 6-1 and Method 6-1 Same Day Settlement

21 - Other Pre-agreed

Shares Rights Details

Occured date	Exercise from	Exercise until	Trading until	Rights	Price min	Price max	Closing price	Last Bid	Last Ask	Volume	Trades	Transactions Value
--------------	---------------	----------------	---------------	---------------	-----------	-----------	---------------	----------	----------	--------	--------	--------------------

No Rights Transactions.

Forced Sales Details

Securities	Category of Security	Transactions Volume	Number of Trades	Transactions Value	Note
------------	----------------------	------------------------	---------------------	-----------------------	------

No Forced Transactions.

Forced Sales Notes

- 1 - Compulsory Public Forced Sales
- 2 - Forced Sales of Fixed Registered Shares
- 3 - Forced Sales of Remaining Fractional Shares

Exchange Traded Funds (ETFs) Characteristics

	Transactions Date (T)	Creation / Redemption	Units (T-1)	New Units (T-1)	Redemption Units (T-1)	Units (T) [1]	Fund Assets [2]	Net Unit Price	Dividend per Unit	Dividend Date
ALPHA ETF FTSE Athex Large Cap	08/11/2024	5,000	971,502	---	---	971,502	33,159,910.00	34.1326	1.35	01/07/2024

ETFs Notes

[1] - Units (T) = Units (T-1) + New Units (T-1) - Redemption Units (T-1)

[2] - The Creation / Redemption Units of T-1 are included.

Non Convertible Corporate Bonds - Regulated Market

Num Listed Bonds	Nominal price	Issue price	Today's Rate	Exp. Date	Duration (years)	Note	Coupon		Trading Unit	Corporate Bonds	Accrued Int.	Yield.T.Mat	Price min	Price max	Closing price	Previous closing price/date	Volume	Transactions Value	Last order		ear min	Year max		
							Common	Preferred											Price	Buy / Sell			Date	
300,000	1,000.00	1,000.00	2.30	20/07/2028	7	---	7	---	1	PRODEA REIC S.A.(Non Convertible)	7.2194	4.2280	92.7000	92.8000	92.7029	92.7000	07/11/2024	4,000	3,738.41	92.6600	B	38/11/2024	86.1234	93.2100
320,000	1,000.00	1,000.00	3.40	21/07/2027	7	---	9	---	1	LAMDA DEVELOPMENT S.A. (Non Convertible)	10.6722	3.6800	97.8000	98.0000	97.9458	97.9990	07/11/2024	26,000	25,743.39	97.3000	B	38/11/2024	92.0000	98.5000
200,000	1,000.00	1,000.00	2.10	27/10/2027	7	---	9	---	1	O.P.A.P. S.A. (Non Convertible)	0.8167	3.4720	94.8500	95.5000	95.4500	95.3540	07/11/2024	13,000	12,419.12	94.9575	B	38/11/2024	90.5800	96.6000
200,000	1,000.00	1,000.00	1.90	23/03/2028	7	---	8	---	1	MOTOR OIL CORINTH REFINERIES SA (Non Convertible)	2.6389	3.4130	---	---	---	94.6360	07/11/2024	---	---	94.6001	B	38/11/2024	90.8477	95.0000
100,000	1,000.00	1,000.00	2.95	11/02/2027	5	---	6	---	1	SAFE BULKERS PARTICIPATIONS PLC (Non Convertible)	7.5389	4.2760	96.5000	96.5000	96.5000	96.4070	07/11/2024	8,000	7,780.31	96.5000	B	38/11/2024	92.0000	99.2000
230,000	1,000.00	1,000.00	4.70	12/07/2029	7	---	5	---	1	LAMDA DEVELOPMENT S.A. (Non convertible)	16.0583	4.0090	100.0000	101.3000	100.9826	101.3440	07/11/2024	65,000	66,682.49	100.7000	B	38/11/2024	97.0000	103.1000
100,000	1,000.00	1,000.00	4.40	26/07/2029	7	---	5	---	1	CPLP SHIPPING HOLDINGS PLC (Non Convertible)	13.3222	3.7680	100.9990	101.0000	100.9990	100.5000	07/11/2024	3,000	3,069.96	100.0500	B	38/11/2024	95.0948	101.4999
199,375	1,000.00	1,000.00	3.60	12/03/2026	7	---	12	---	1	AEGEAN AIRLINES S.A. (Non Convertible)	6.1000	3.1740	---	---	---	99.7000	07/11/2024	---	---	99.7000	B	38/11/2024	97.1458	101.0000
150,000	1,000.00	1,000.00	2.60	22/10/2026	7	---	11	---	1	TERNA ENERGY FINANCE S.A. (Non Convertible)	1.5167	3.2680	97.2120	97.9797	97.9479	97.4910	07/11/2024	37,000	36,217.05	97.3110	B	38/11/2024	92.8293	97.9900
500,000	1,000.00	1,000.00	2.75	03/07/2027	7	---	9	---	1	GEK TERNA S.A. (Non Convertible)	10.0833	3.7350	96.4899	96.5799	96.4899	96.2980	07/11/2024	13,000	12,676.58	96.0001	B	38/11/2024	91.5500	97.0000
100,000	1,000.00	1,000.00	2.70	25/05/2026	5	---	7	---	1	COSTAMARE PARTICIPATIONS PLC (Non Convertible)	12.6750	2.7960	99.4600	99.4600	99.4600	101.8580	07/11/2024	2,000	2,014.55	99.7500	B	38/11/2024	94.2567	103.5829
120,000	1,000.00	1,000.00	3.95	04/04/2025	7	---	14	---	1	GEK TERNA S.A. (Non Convertible)	4.2792	2.8690	100.1300	100.1300	100.1300	100.3000	06/11/2024	5,000	5,027.90	100.2050	B	38/11/2024	98.1282	100.3000
150,000	1,000.00	1,000.00	2.65	22/10/2026	5	---	7	---	1	CPLP SHIPPING HOLDINGS PLC (Non Convertible)	1.5458	4.0110	96.9000	96.9000	96.9000	96.5020	07/11/2024	1,000	970.55	96.5000	B	38/11/2024	93.0000	97.0000
250,000	1,000.00	1,000.00	2.45	16/11/2028	7	---	6	---	1	ELVALHALCOR S.A. (Non Convertible)	12.2500	3.8240	93.8000	94.1500	94.1500	94.3000	07/11/2024	53,000	50,477.25	94.0000	B	38/11/2024	88.4206	97.3000
120,000	1,000.00	1,000.00	2.65	06/12/2028	7	---	6	---	1	NOVAL PROPERTY REIC (Non Convertible)	11.7042	4.0260	94.0000	95.0000	94.0000	94.2000	07/11/2024	38,000	36,288.76	93.2603	B	38/11/2024	88.5000	95.2731
300,000	1,000.00	1,000.00	2.30	14/12/2028	7	---	6	---	1	GEK TERNA S.A. (Non Convertible)	9.6472	3.8750	93.3999	93.4499	93.4181	93.4800	07/11/2024	11,000	10,382.11	93.1001	B	38/11/2024	86.5021	93.5000
100,000	1,000.00	1,000.00	2.80	25/01/2027	5	---	6	---	1	PREMIA S.A. (Non Convertible)	8.5556	4.7410	94.5020	95.5000	95.3004	95.0980	07/11/2024	10,000	9,615.60	94.8000	B	38/11/2024	90.9974	97.8048
500,000	1,000.00	1,000.00	4.00	10/07/2030	7	---	3	---	1	METLEN ENERGY & METALS S.A. (Non Convertible)	13.8889	3.7390	100.2600	100.4900	100.2801	100.3580	07/11/2024	71,000	72,232.61	100.2800	B	38/11/2024	98.3001	101.7900

Corporate Bonds Notes

Transactions Volume = (Pieces) * (Nominal Price). Transactions Value = (Pieces) * (Nominal Price) * (price %) + (Accrued interest).

The price of a Bond is stated as a percentage (%) of Bond's Nominal Price.

Nominal Price in Euros (€), except if it is noted differently.

Non Convertible Corporate Bonds - Regulated Market

Num Listed Bonds	Nominal price	Issue price	Today's Rate	Exp. Date	Duration (years)	Note	Coupon		Trading Unit	Corporate Bonds	Accrued Int.	Yield.T.Mat	Price min	Price max	Closing price	Previous closing price/date	Volume	Transactions Value	Last order		ear min	Year max		
							Common	Preferred											Price	Buy / Sell			Date	
100,000	1,000.00	1,000.00	5.50	15/12/2028	5	---	2	---	1	IDEAL HOLDINGS S.A. (Non Convertible)	22.6111	4.3840	103.0000	103.3000	103.1500	102.8380	07/11/2024	2,000	2,108.22	102.7500	B	08/11/2024	100.6502	104.1000
200,000	1,000.00	1,000.00	4.25	23/01/2029	5	---	2	---	1	AUTOHELLAS S.A. (Non Convertible)	13.2222	3.9110	100.7500	100.7500	100.7500	100.7000	07/11/2024	4,000	4,082.89	100.3000	B	08/11/2024	97.5000	101.5799
130,000	1,000.00	1,000.00	6.00	27/02/2029	5	---	2	---	1	INTRALOT S.A. (Non Convertible)	12.8333	5.0840	102.5000	102.5000	102.5000	102.4320	07/11/2024	1,000	1,037.83	101.5500	B	08/11/2024	100.0050	103.1000

Corporate Bonds Notes

Transactions Volume = (Pieces) * (Nominal Price). Transactions Value = (Pieces) * (Nominal Price) * (price %) + (Accrued interest).

The price of a Bond is stated as a percentage (%) of Bond's Nominal Price.

Nominal Price in Euros (€), except if it is noted differently.

Government Bonds

Number Listed Bonds	Nominal price	Today's Rate	Accrued Interest Calc	Exp. Date [1]	Duration (years)	Note	Coupons Date	Curr. coupon value	Trading Unit	Government Bonds	Price min	Price max	Closing price	Previous closing price/date	Volume	Transactions Value	Price	Last order Buy / Sell	Date
3,000,000	1,000.00	4.13	Actual/Actual	15/06/2054	30	---	15/06	4.13	1	GGB-FXD-150654-30Y-4.125-1.000	---	---	---	---	---	---	---	---	---
4,700,000	1,000.00	1.88	Actual/Actual	04/02/2035	15	---	04/02	1.88	1	GGB-FXD-040235-15Y-1.875-1.000	---	---	---	---	---	---	---	---	---
6,000,000	1,000.00	0.75	Actual/Actual	18/06/2031	10	---	18/06	0.75	1	GGB-FXD-180631-10Y-0.750-1.000	---	---	---	---	---	---	---	---	---
3,600,000	1,000.00	3.88	Actual/Actual	15/06/2028	5	---	15/06	3.88	1	GGB-FXD-150628-05Y-3.875-1.000	---	---	---	---	---	---	---	---	---
5,962,747,327	1.00	3.75	Actual/Actual	30/01/2028	10	---	/02 - 01/02 - 31/	3.75	1	GGB-FXD-300128-10Y-3.750-1.000	---	---	---	85.4610 13/07/2018	---	---	1.0000	B	28/11/2018
7,067,309,386	1.00	3.90	Actual/Actual	30/01/2033	15	---	/02 - 01/02 - 31/	3.90	1	GGB-FXD-300133-15Y-3.900-1.000	---	---	---	78.6730 13/07/2018	---	---	1.0000	B	28/11/2018
5,622,848,349	1.00	4.00	Actual/Actual	30/01/2037	19	---	/02 - 01/02 - 31/	4.00	1	GGB-FXD-300137-19Y-4.000-1.000	---	---	---	77.0370 13/07/2018	---	---	1.0000	B	28/11/2018
5,476,770,669	1.00	4.20	Actual/Actual	30/01/2042	24	---	/02 - 01/02 - 31/	4.20	1	GGB-FXD-300142-24Y-4.200-1.000	---	---	---	77.7640 13/07/2018	---	---	1.0000	B	28/11/2018
4,700,000	1,000.00	3.38	Actual/Actual	15/06/2034	10	---	15/06	3.38	1	GGB-FXD-150634-10Y-3.375-1.000	---	---	---	---	---	---	---	---	---
40,248,141	1.00	4.30	Actual/Actual	24/02/2025	13	---	24/02	4.30	1	GGB-FXD-240225-13Y-2.000-1.000	---	---	---	10.0000 22/06/2015	---	---	---	---	---
59,586,043	1.00	4.30	Actual/Actual	24/02/2026	14	---	24/02	4.30	1	GGB-FXD-240226-14Y-2.000-1.000	---	---	---	10.0000 22/06/2015	---	---	---	---	---
41,118,344	1.00	4.30	Actual/Actual	24/02/2027	15	---	24/02	4.30	1	GGB-FXD-240227-15Y-2.000-1.000	---	---	---	10.0000 22/06/2015	---	---	---	---	---
45,137,734	1.00	4.30	Actual/Actual	24/02/2028	16	---	24/02	4.30	1	GGB-FXD-240228-16Y-2.000-1.000	---	---	---	10.0000 22/06/2015	---	---	---	---	---
61,768,888	1.00	4.30	Actual/Actual	24/02/2029	17	---	24/02	4.30	1	GGB-FXD-240229-17Y-2.000-1.000	---	---	---	10.0000 22/06/2015	---	---	---	---	---
54,567,744	1.00	4.30	Actual/Actual	24/02/2030	18	---	24/02	4.30	1	GGB-FXD-240230-18Y-2.000-1.000	---	---	---	10.0000 22/06/2015	---	---	---	---	---
37,541,515	1.00	4.30	Actual/Actual	24/02/2031	19	---	24/02	4.30	1	GGB-FXD-240231-19Y-2.000-1.000	---	---	---	10.0000 22/06/2015	---	---	---	---	---
37,558,317	1.00	4.30	Actual/Actual	24/02/2032	20	---	24/02	4.30	1	GGB-FXD-240232-20Y-2.000-1.000	---	---	---	10.0000 22/06/2015	---	---	---	---	---
37,473,732	1.00	4.30	Actual/Actual	24/02/2033	21	---	24/02	4.30	1	GGB-FXD-240233-21Y-2.000-1.000	---	---	---	10.0000 22/06/2015	---	---	---	---	---
33,888,293	1.00	4.30	Actual/Actual	24/02/2034	22	---	24/02	4.30	1	GGB-FXD-240234-22Y-2.000-1.000	---	---	---	10.0000 22/06/2015	---	---	---	---	---
35,177,800	1.00	4.30	Actual/Actual	24/02/2035	23	---	24/02	4.30	1	GGB-FXD-240235-23Y-2.000-1.000	---	---	---	10.0000 22/06/2015	---	---	---	---	---
35,547,268	1.00	4.30	Actual/Actual	24/02/2036	24	---	24/02	4.30	1	GGB-FXD-240236-24Y-2.000-1.000	---	---	---	10.0000 22/06/2015	---	---	---	---	---
40,246,306	1.00	4.30	Actual/Actual	24/02/2037	25	---	24/02	4.30	1	GGB-FXD-240237-25Y-2.000-1.000	---	---	---	10.0000 22/06/2015	---	---	---	---	---
37,643,952	1.00	4.30	Actual/Actual	24/02/2038	26	---	24/02	4.30	1	GGB-FXD-240238-26Y-2.000-1.000	---	---	---	10.0000 22/06/2015	---	---	---	---	---
36,977,100	1.00	4.30	Actual/Actual	24/02/2039	27	---	24/02	4.30	1	GGB-FXD-240239-27Y-2.000-1.000	---	---	---	10.0000 22/06/2015	---	---	---	---	---
41,615,000	1.00	4.30	Actual/Actual	24/02/2040	28	---	24/02	4.30	1	GGB-FXD-240240-28Y-2.000-1.000	---	---	---	10.0000 22/06/2015	---	---	---	---	---
42,227,208	1.00	4.30	Actual/Actual	24/02/2041	29	---	24/02	4.30	1	GGB-FXD-240241-29Y-2.000-1.000	---	---	---	10.0000 22/06/2015	---	---	---	---	---
68,288,487	1.00	4.30	Actual/Actual	24/02/2042	30	---	24/02	4.30	1	GGB-FXD-240242-30Y-2.000-1.000	---	---	---	10.0000 22/06/2015	---	---	---	---	---
4,500,000	1,000.00	3.88	Actual/Actual	12/03/2029	10	---	12/03	3.88	1	GGB-FXD-120329-10Y-3.875-1.000	---	---	---	---	---	---	100.0000	B	15/10/2019
4,500,000	1,000.00	0.00	Actual/Actual	12/02/2026	5	---	12/02	0.00	1	GGB-FXD-120226-05Y-3.000-1.000	---	---	---	---	---	---	---	---	---
2,209,163	1,000.00	3.38	Actual/Actual	15/02/2025	7	---	15/02	3.38	1	GGB-FXD-150225-07Y-3.375-1.000	---	---	---	---	---	---	---	---	---
964,000	1,000.00	3.25	Actual/Actual	20/03/2025	6	---	20/03	3.25	1	GGB-FXD-200325-06Y-3.250-1.000	---	---	---	---	---	---	---	---	---
2,100,000	1,000.00	3.55	Actual/Actual	20/03/2026	7	---	20/03	3.55	1	GGB-FXD-200326-07Y-3.550-1.000	---	---	---	---	---	---	---	---	---
5,500,000	1,000.00	1.50	Actual/Actual	18/06/2030	10	---	18/06	1.50	1	GGB-FXD-180630-10Y-1.500-1.000	---	---	---	---	---	---	---	---	---
3,500,000	1,000.00	4.38	Actual/Actual	18/07/2038	15	---	18/07	4.38	1	GGB-FXD-180738-15Y-4.375-1.000	---	---	---	---	---	---	---	---	---

Government Bonds Notes

Transactions Volume = (Pieces) * (Nominal Price). Transactions Value = (Pieces) * (Nominal Price) * (price %) + (Accrued interest).

The Value of current coupon for the issues with NV 0.01 euro refers to NV 100 euros

FLR: Floating Interest Rate.

[1] - The Expiration Date of the interest bearing period and the Date for coupon payment.

Government Bonds

Number Listed Bonds	Nominal price	Today's Rate	Accrued Interest Calc	Exp. Date [1]	Duration (years)	Note	Coupons Date	Curr. coupon value	Trading Unit	Government Bonds	Price min	Price max	Closing price	Previous closing price/date	Volume	Transactions Value	Price	Last order Buy / Sell	Date
40,000	1,000.00	3.91	FLR	Actual/360	18/09/2025	1	---	18/09 - 18/03	---	1	GGB-FLT-180925-01Y-3.915-1.000	---	---	---	---	---	---	---	---
5,364,250	1,000.00	3.25		Actual/Actual	20/03/2050	30	---	20/03	3.25	1	GGB-FXD-200350-30Y-3.250-1.000	---	---	---	---	---	---	---	---
3,924,361	1,000.00	2.00		Actual/Actual	22/04/2027	7	---	22/04	2.00	1	GGB-FXD-220427-07Y-2.000-1.000	---	---	---	---	---	99.9000	B	22/04/2020
2,500,000	1,000.00	1.88		Actual/Actual	23/07/2026	7	---	23/07	1.88	1	GGB-FXD-230726-07Y-1.875-1.000	---	---	---	---	---	---	---	---
4,900,000	1,000.00	4.25		Actual/Actual	15/06/2033	10	---	15/06	4.25	1	GGB-FXD-150633-10Y-4.250-1.000	---	---	---	---	---	---	---	---
3,500,000	1,000.00	1.88		Actual/Actual	24/01/2052	30	---	24/01	1.88	1	GGB-FXD-240152-30Y-1.875-1.000	---	---	---	---	---	---	---	---
3,700,000	1,000.00	1.75		Actual/Actual	18/06/2032	10	---	18/06	1.75	1	GGB-FXD-180632-10Y-1.750-1.000	---	---	---	---	---	---	---	---
2,200,000	1,000.00	1.13	FLR	Actual/360	15/12/2027	5	---	- 15/12 - 15/03 -	---	1	GGB-FLT-151227-05Y-1.130-1.000	---	---	---	---	---	102.1600	B	30/12/2022

Government Bonds Notes

Transactions Volume = (Pieces) * (Nominal Price). Transactions Value = (Pieces) * (Nominal Price) * (price %) + (Accrued interest).

The Value of current coupon for the issues with NV 0.01 euro refers to NV 100 euros

FLR: Floating Interest Rate.

[1] - The Expiration Date of the interest bearing period and the Date for coupon payment.

Treasury Bills & Zero Coupon Government Bonds

Issue Date	13-Week Maturity									26-Week Maturity									52-Week Maturity								
	Exp. Date	Initial Rate	Num Listed Bonds	Nominal price	Issue price	Last Trade Price	Last Trade Date	Volume Traded	Note	Exp. Date	Initial Rate	Num Listed Bonds	Nominal price	Issue price	Last Trade Price	Last Trade Date	Volume Traded	Note	Exp. Date	Initial Rate	Num Listed Bonds	Nominal price	Issue price	Last Trade Price	Last Trade Date	Volume Traded	Note
08/12/2023	---	---	---	---	---	---	---	---	---	---	---	---	---	---	---	---	---	---	06/12/2024	3.70	600,000	1,000.00	963.90	---	---	---	---
08/03/2024	---	---	---	---	---	---	---	---	---	---	---	---	---	---	---	---	---	---	07/03/2025	3.73	812,500	1,000.00	963.70	---	---	---	---
07/06/2024	---	---	---	---	---	---	---	---	---	---	---	---	---	---	---	---	---	---	06/06/2025	3.34	600,000	1,000.00	967.30	---	---	---	---
06/09/2024	---	---	---	---	---	---	---	---	---	---	---	---	---	---	---	---	---	---	05/09/2025	2.82	600,000	1,000.00	972.28	---	---	---	---

Bonds in Circulation	Currency / Min nominal traded Value	Coupons Payment Date	Current Coupon Value	Note	Coupon	Trading Unit	Issue Date	Duration (years)	Today's Interest	A.I.C in days	Bonds	Last price of previous days		Last Outcry in Cash (euro)			Trades in Pieces	Life min	Life Max
												Price	Buy / Sell	Date	Price	Buy / Sell			
Corporate Bonds in Foreign Currency and Euro																			
103,746	GBP / 10	01/12	0.25	---	65	1	01/12/1930	98	2.5	360	National Mortgage Bank	2.27	05/02/1996	2.27	S	05/02/1996	---	2.27	2.27
0	GBP / 10	01/12	0.25	---	67	1	01/12/1928	100	2.5	360	National Mortgage Bank	---	---	---	---	---	---	---	---

Government Bonds Notes

A.I.C: Accrued Interest Calculation base.

FLR: Floating Interest Rate.

The minimum tradeable Nominal Value for all Demeterialised Government Titles is 100 Euros.

(μφρ-0)

Athex & ATHEXClear Members List

Member Name	Stock Market			Derivatives Market		ATHEXClear Member				
	Address	Phone	Fax	Market Member	Remote Member	Market Maker	Proprietary	Market Maker	General Clearing	Direct Clearing
A. SARRIS SECURITIES S.A.				a						
6, ΔΡΑΓΑΤΣΑΝΙΟΥ 6 ΑΘΗΝΑ	2103367700									
ΑΕΟΝIC SECURITIES C.I.F. P.L.C.				a						
, ΛΑΪΟΥ 6, ΓΡ. 301B, ANNA COURT	35725337600									
ALPHA BANK S.A.									a	
, ΣΤΑΔΙΟΥ 40 ΑΘΗΝΑ	2103260000									
ALPHA FINANCE INVESTMENT SERVICES SINGLE MEMBER SA				a		a	a	a		a
5, ΠΑΝΕΠΙΣΤΗΜΙΟΥ 45 ΑΘΗΝΑ	2103677400									
ARGUS STOCKBROKERS LTD				a	a		a			
25, 25 ΛΕΩΦΟΡΟΣ ΔΗΜΟΣΘΕΝΗ ΣΕΒΕΡΗ	0035722717000									
ATHLOS CAPITAL INVESTMENT SERVICES LTD				a	a					
, 17 STASINOU AVENUE, BEDIZIA TOWER, 6TH & 7TH FL.	35722110777									
ATLANTIC SECURITIES LTD				a	a					
37, ΠΡΟΔΡΟΜΟΥ 37	0035722445400									
AXON SECURITIES S.A.				a			a			
48, ΣΤΑΔΙΟΥ 48 ΑΘΗΝΑ	2103363800									
BETA SECURITIES S.A.				a		a	a			a
29, ΑΛΕΞΑΝΔΡΑΣ 29 ΑΘΗΝΑ	210 6478900									
BNP PARIBAS S.A.									a	
, ΛΑΜΨΑΚΟΥ 2 ΑΘΗΝΑ	2107468525									
BOFA SECURITIES EUROPE SA				a	a					
, 51 RUE LA BOÉTIE	+33 153655555									
CITIGROUP GLOBAL MARKETS EUROPE AG				a	a					
16, REUTERWEG 16	+49 691366-0									
CITIGROUP GLOBAL MARKETS LIMITED				a						
1, 33 CANADA SQUARE -CANARY WHARF	+44 02079864000									
CREDIT SUISSE BANK (EUROPE), S.A.				a						
, CALLE AYALA 42, 3A PLANTA-B MADRID	+34917916000									
CREDIT SUISSE SECURITIES (EUROPE) LIMITED				a						
1, ONE CABOT SQUARE LONDON	+44 2078888888									
CYCLOS SECURITIES S.A.				a			a			
39, ΧΑΡΙΛΑΟΥ ΤΡΙΚΟΥΠΗ 6-8-10 ΑΘΗΝΑ	2103364300									
DEUTSCHE BANK S.A.					a					
1, GREAT WINCHESTER STREET LONDON	+44 20 754 54209	00441133361437								
EUROBANK EQUITIES INVESTMENT FIRM SINGLE MEMBER SA				a		a	a	a		a
, ΦΙΛΕΛΛΗΝΩΝ 10 & ΞΕΝΟΦΩΝΤΟΣ 13 ΑΘΗΝΑ	2103720425									
EUROBANK S.A.									a	
, ΟΘΩΝΟΣ 8 ΑΘΗΝΑ	2144043907									
EUROCORP INVESTMENT SERVICES S.A.				a			a			a
14, ΠΛ.ΦΙΛΙΚΗΣ ΕΤΑΙΡΕΙΑΣ 14 ΑΘΗΝΑ	2107263600									
EUROTRUST INVESTMENT FIRM SA				a						
113, ΣΕΒΑΣΤΟΥΠΟΛΕΩΣ 113 ΑΘΗΝΑ	2103363100									
EUROXX SECURITIES S.A.				a		a	a	a		a
7, ΠΑΛΕΟΛΟΓΟΥ ΧΑΛΑΝΔΡΙ	+30 2106879400	210-6879401								
7, ΠΑΛΑΙΟΛΟΓΟΥ ΧΑΛΑΝΔΡΙ	(210)-6879400	(210)-6879401								
FREEDOM FINANCE EUROPE LTD				a	a					
, ΧΡΙΣΤΑΚΗ ΚΡΑΝΟΥ 20	035725257786									
G. A. PERVANAS SECURITIES- INVESTMENT SERVICES S.A.				a						
7-9, ΣΟΦΟΚΛΕΟΥΣ 7-9 ΑΘΗΝΑ	2103727200									
GLOBAL CAPITAL SECURITIES & FINANCIAL SERVICES LTD				a	a					
50, ΛΑΡΧΙΕΠΙΣΚΟΠΟΥ ΜΑΚΑΡΙΟΥ Γ50	0035722710710									
GREENPOST TRADING EUROPE LTD				a	a					
, ΚΙΜΩΝΟΣ 3, ACROPOLIS MANSIONS, 2ND FLOOR, FLAT/OFFICE 202	035722521389									
HELLENIC AMERICAN SECURITIES S.A.				a		a	a			a
27, ΑΝΔΡΕΑ ΠΑΠΑΝΔΡΕΟΥ 27 ΜΑΡΟΥΣΙ	2103311100									
HELLENIC BANK (INVESTMENTS) LTD					a					
, ΑΥΞ.ΚΥΡΙΑΚΟΥ ΜΑΤΣΙ 31 - PO BOX 24747 NICOSIA	+357 22500100	357 22500110								
HSBC CONTINENTAL EUROPE									a	
109-111, Α.ΜΕΣΟΓΕΙΩΝ 109-111	2106960000									
INDEX SECURITIES S.A.				a						
6, ΔΡΑΓΑΤΣΑΝΙΟΥ 6 ΑΘΗΝΑ	2103213920									
J. CHR. MAVRIKIS SECURITIES S.A.				a						
5, ΣΟΦΟΚΛΕΟΥΣ 5 ΑΘΗΝΑ	2103216730									

Athex & ATHEXClear Members List

Member Name				Stock Market			Derivatives Market		ATHEXClear Member	
	Address	Phone	Fax	Market Member	Remote Member	Market Maker	Proprietary	Market Maker	General Clearing	Direct Clearing
KAPPA SECURITIES S.A.				a			a			
15, ΒΑΛΑΟΡΙΤΟΥ 15 ΑΘΗΝΑ	2103678600									
KARAMANOF SECURITIES & INVESTMENT SERVICES S.A.				a						
2, ΠΛ.ΑΓ.ΘΕΟΔΩΡΩΝ 2 ΑΘΗΝΑ	2103212947									
LAIKI FINANCIAL SERVICES LTD					a					
26, AVE. VYRONOS NICOSIA	357 22367367	357 22718567								
LEON DEPOLAS SECURITIES S.A.				a		a	a			
1, ΧΡΗΣΤΟΥ ΛΑΔΑ 1 ΑΘΗΝΑ	2103213276 -28									
MEGA EQUITY SECURITIES & FINANCIAL SERVICES PUBLIC LTD				a	a		a			
42-44, ΛΕΩΦ.ΓΡΙΒΑ ΔΙΓΕΝΗ 42-44	0035722711711									
MERIT SECURITIES S.A				a		a	a			a
5, ΣΟΦΟΚΛΕΟΥΣ 5 ΑΘΗΝΑ	2141008814									
MERRILL LYNCH INTERNATIONAL				a						
2 , 2 KING EDWARD STREET LONDON	+44 20276281000									
N. CHRYSOCHOIDIS STOCK BROKERAGE I.S.S.A.				a			a			a
7-9, ΣΟΦΟΚΛΕΟΥΣ 7-9 ΑΘΗΝΑ	2103213913									
NATIONAL BANK OF GREECE S.A.				a		a	a		a	
86, ΑΙΟΛΟΥ ΣΤΡ. ΑΘΗΝΑ	(210)-3341000	(210)-3228187								
68, ΑΚΑΔΙΜΙΑΣ ΣΤΡ. ΑΘΗΝΑ	(210)-3328817	(210)-3328678								
NATIONAL SECURITIES SINGLE MEMBER SA				a		a	a	a		
66, ΛΕΩΦΟΡΟΣ ΑΘΗΝΩΝ 128-132 & ΙΦΙΓΕΝΙΑΣ ΑΘΗΝΑ	2103328784									
NUNTIUS BROKERAGE AND INVESTMENT SERVICES SINGLE MEMBER S.A.				a			a			
6, ΔΡΑΓΑΤΣΑΝΙΟΥ 6 ΑΘΗΝΑ	2103350599									
ONE PLUS CAPITAL LIMITED				a	a					
, 75 PRODROMOU AVENUE NICOSIA 1307	35722873760									
OPTIMA BANK S.A.				a		a	a	a	a	
, ΑΙΓΙΑΛΕΙΑΣ 32 & ΠΑΡΑΔΕΙΣΟΥ ΜΑΡΟΥΣΙ	210 8173000									
PANCRETA BANK S.A									a	
, ΙΚΑΡΟΥ 5	2810338746									
PANTELAKIS SECURITIES S.A.				a		a	a	a		
57, ΕΘΝΙΚΗΣ ΑΝΤΙΣΤΑΣΕΩΣ 57, ΚΤΙΠΙΟ Β CHALANDRI	2106965000									
PIRAEUS BANK S.A.				a			a		a	
, ΑΜΕΡΙΚΗΣ 4 ΑΘΗΝΑ	2103335000									
PIRAEUS SECURITIES S. A.				a		a	a	a		a
10, ΣΤΑΔΙΟΥ 10 ΑΘΗΝΑ	2103354100									
PROCHOICE SECURITIES LTD				a	a					
57, ΛΕΩΦ.ΣΠΥΡΟΥ ΚΥΠΡΙΑΝΟΥ 57, ΑΚΙΝΗΤΑ Φ	035724661192									
SHARELINK SECURITIES & FINANCIAL SERVICES LTD				a			a			
6 , HOUSE-ΘΕΟΤΟΚΗ 6 ΜΕΓΑΡΟ ΕΛΜΗΝΑ	+357 22554200									
SOCIETE GENERALE S.A.				a	a		a			
, 17 COURS VALMY, CEDEX	+157290504									
SOLIDUS SECURITIES S.A				a			a			a
64, ΛΟΥΙΖΗΣ ΠΙΑΝΚΟΥΡ 64 ΑΘΗΝΑ	2106900605									
ST. EM. LAVRENTAKIS SECURITIES S.A.				a						
7-9, ΣΟΦΟΚΛΕΟΥΣ 7-9 ΑΘΗΝΑ	2103213336									
THE CYPRUS INVESTMENT & SECURITIES CORPORATION LTD				a	a					
154, 1 AG. PROKOPIOU & POSIDONOS 1ST FLOOR	0035722121700									
UBS EUROPE SE				a	a					
, OPERNTURM, BOCKENHEIMER LANDSTRASSE 2-4	496921790									
UBS LIMITED					a					
1 , FINSBURY AVENUE LONDON	+44 2075687135									
VIGOR FINANCE INVESTMENT SERVICES S.A.				a		a	a	a		
, ΨΥΧΑΡΗ 14 Ν. ΨΥΧΙΚΟ	2106718400									

Underlying Asset				Derivatives Market													
Price max	Price min	Closing price	change	Delivery Month	Open price	Price max	Price min	Last price	Closing price	Last Bid	Last Ask	Fixing price*	Life high	Life low	Trades	Volume	Open Interest
FTSE/Athex Large Cap				(Trade Unit: 1 Index Point x 2E, Cash Settlement)													
3,442.56	3,412.70	3,438.43	0.75%	November 2024	3,424.00	3,442.00	3,413.00	3,439.00	3,439.00	---	---	---	3,601.00	---	102	405	4,046
				December 2024	3,426.75	3,440.00	3,416.00	3,437.00	3,437.00	---	---	---	3,513.00	---	45	176	256
				January 2025	---	---	---	---	3,426.25	---	---	---	---	---	---	---	---
				March 2025	---	---	---	---	3,438.00	---	---	---	---	---	---	---	---
				June 2025	---	---	---	---	3,455.25	---	---	---	---	---	---	---	---
				September 2025	---	---	---	---	3,472.50	---	---	---	---	---	---	---	---
FTSE/Athex Banks				(Trade Unit: 1 Index Point x 15E, Cash Settlement)													
1,231.61	1,211.77	1,230.10	1.51%	December 2024	1,230.00	1,231.00	1,230.00	1,231.00	1,231.00	---	---	---	1,296.00	---	2	2	1,609
				March 2025	---	---	---	---	1,220.75	---	---	---	---	---	---	---	---
				June 2025	---	---	---	---	1,227.00	---	---	---	---	---	---	---	---
				September 2025	---	---	---	---	1,233.00	---	---	---	---	---	---	---	---
MSCI GREECE REBASED				(Trade Unit: 1 Index Point x 2E, Cash Settlement)													
5,368.62	5,307.41	5,360.82	1.01%	November 2024	---	---	---	---	5,230.00	---	---	---	5,516.00	---	---	---	10
				December 2024	---	---	---	---	5,230.75	---	---	---	5,375.00	---	---	---	---
				January 2025	---	---	---	---	5,230.75	---	---	---	5,375.00	---	---	---	---
				February 2025	---	---	---	---	5,338.75	---	---	---	---	---	---	---	---
				March 2025	---	---	---	---	5,347.00	---	---	---	---	---	---	---	---
				April 2025	---	---	---	---	5,355.25	---	---	---	---	---	---	---	---
				June 2025	---	---	---	---	5,373.75	---	---	---	---	---	---	---	---
				September 2025	---	---	---	---	5,400.50	---	---	---	---	---	---	---	---

Derivatives notes

Fixing prices and final open positions can be retrieved from the following path <http://www.helex.gr/el/web/guest/statistics-end-of-day-derivatives>

Underlying Asset					Derivatives Market												
Price max	Price min	Closing price	change	Delivery Month	Open price	Price max	Price min	Last price	Closing price	Last Bid	Last Ask	Fixing price*	Life high	Life low	Trades	Volume	Open Interest
ADMIE (IPTO) HOLDING S.A. (CR)					(Contract Size: 100 Securities, Physical Delivery)												
2.35	2.32	2.33	-0.43%	December 2024	---	---	---	---	2.35	---	---	---	2.47	---	---	---	25,265
				March 2025	---	---	---	---	2.36	---	---	---	---	---	---	---	---
				June 2025	---	---	---	---	2.37	---	---	---	---	---	---	---	---
				September 2025	---	---	---	---	2.38	---	---	---	---	---	---	---	---
AEGEAN AIRLINES (CR)					(Contract Size: 100 Securities, Physical Delivery)												
9.87	9.67	9.845	0.46%	December 2024	9.74	9.89	9.74	9.89	9.89	---	---	---	12.12	---	4	4	3,134
				March 2025	---	---	---	---	9.87	---	---	---	---	---	---	---	---
				June 2025	---	---	---	---	9.92	---	---	---	---	---	---	---	---
				September 2025	---	---	---	---	9.97	---	---	---	---	---	---	---	---
ALPHA SERVICES HOLD (CR)					(Contract Size: 100 Securities, Physical Delivery)												
1.505	1.4255	1.502	5.37%	December 2024	1.44	1.51	1.44	1.50	1.50	---	---	---	1.73	---	365	19,795	198,225
				March 2025	---	---	---	---	1.47	---	---	---	1.41	---	---	---	150
				June 2025	---	---	---	---	1.44	---	---	---	---	---	---	---	---
				September 2025	---	---	---	---	1.45	---	---	---	---	---	---	---	---
ATHENS INTL AIRPORT (CR)					(Contract Size: 100 Securities, Physical Delivery)												
7.88	7.79	7.79	-0.28%	December 2024	---	---	---	---	7.86	---	---	---	8.00	---	---	---	574
				March 2025	---	---	---	---	7.87	---	---	---	---	---	---	---	---
				June 2025	---	---	---	---	7.91	---	---	---	---	---	---	---	---
				September 2025	---	---	---	---	7.95	---	---	---	---	---	---	---	---
AUTOHELLAS SA (CR)					(Contract Size: 100 Securities, Physical Delivery)												
11.14	10.78	11.14	-0.18%	December 2024	---	---	---	---	10.72	---	---	---	11.28	---	---	---	128
				March 2025	---	---	---	---	11.24	---	---	---	---	---	---	---	---
				June 2025	---	---	---	---	11.30	---	---	---	---	---	---	---	---
				September 2025	---	---	---	---	11.36	---	---	---	---	---	---	---	---
AVAX S.A. (CR)					(Contract Size: 100 Securities, Physical Delivery)												
1.444	1.404	1.422	0.14%	December 2024	1.41	1.41	1.41	1.41	1.41	---	---	---	1.61	---	2	5	1,230
				March 2025	---	---	---	---	1.43	---	---	---	---	---	---	---	---
				June 2025	---	---	---	---	1.44	---	---	---	---	---	---	---	---
				September 2025	---	---	---	---	1.44	---	---	---	---	---	---	---	---
BANK OF CYPRUS (CR)					(Contract Size: 100 Securities, Physical Delivery)												
4.48	4.31	4.32	-1.82%	December 2024	---	---	---	---	4.41	---	---	---	---	---	---	---	---
				March 2025	---	---	---	---	4.43	---	---	---	---	---	---	---	---
				June 2025	---	---	---	---	4.46	---	---	---	---	---	---	---	---
				September 2025	---	---	---	---	4.48	---	---	---	---	---	---	---	---

Derivatives notes

Fixing prices and final open positions can be retrieved from the following path <http://www.helex.gr/el/web/guest/statistics-end-of-day-derivatives>

Underlying Asset				Derivatives Market													
Price max	Price min	Closing price	change	Delivery Month	Open price	Price max	Price min	Last price	Closing price	Last Bid	Last Ask	Fixing price*	Life high	Life low	Trades	Volume	Open Interest
CC HBC AG (CR)				(Contract Size: 100 Securities, Physical Delivery)													
33.86	33.56	33.76	-0.30%	December 2024	33.54	33.54	33.54	33.54	33.54	---	---	---	34.28	---	1	5	123
				March 2025	---	---	---	---	34.11	---	---	---	---	---	---	---	---
				June 2025	---	---	---	---	34.28	---	---	---	---	---	---	---	---
				September 2025	---	---	---	---	34.45	---	---	---	---	---	---	---	---
CENERGY HOLDINGS (CB)				(Contract Size: 100 Securities, Physical Delivery)													
8.72	8.5	8.62	1.41%	December 2024	8.60	8.71	8.58	8.68	8.68	---	---	---	10.18	---	8	26	5,443
				March 2025	---	---	---	---	8.56	---	---	---	---	---	---	---	---
				June 2025	---	---	---	---	8.61	---	---	---	---	---	---	---	---
				September 2025	---	---	---	---	8.65	---	---	---	---	---	---	---	---
ELLAKTOR (CR)				(Contract Size: 100 Securities, Physical Delivery)													
1.78	1.73	1.78	3.49%	December 2024	1.72	1.78	1.72	1.78	1.78	---	---	---	2.06	---	36	144	3,489
				March 2025	---	---	---	---	1.73	---	---	---	---	---	---	---	---
				June 2025	---	---	---	---	1.74	---	---	---	---	---	---	---	---
				September 2025	---	---	---	---	1.75	---	---	---	---	---	---	---	---
ELVALHALCOR (CR)				(Contract Size: 100 Securities, Physical Delivery)													
1.746	1.704	1.74	1.16%	December 2024	1.73	1.74	1.72	1.74	1.74	---	---	---	1.99	---	7	48	3,860
				March 2025	---	---	---	---	1.73	---	---	---	---	---	---	---	---
				June 2025	---	---	---	---	1.74	---	---	---	---	---	---	---	---
				September 2025	---	---	---	---	1.75	---	---	---	---	---	---	---	---
EUROBANK HOLDINGS (CR)				(Contract Size: 100 Securities, Physical Delivery)													
2.05	2.01	2.045	2.87%	December 2024	2.02	2.06	2.02	2.05	2.05	---	---	---	2.28	---	173	3,988	20,184
				March 2025	---	---	---	---	2.00	---	---	---	---	---	---	---	---
				June 2025	---	---	---	---	2.01	---	---	---	---	---	---	---	---
				September 2025	---	---	---	---	2.02	---	---	---	---	---	---	---	---
EYDAP S.A. (CR)				(Contract Size: 100 Securities, Physical Delivery)													
5.82	5.76	5.8	-0.17%	December 2024	---	---	---	---	5.79	---	---	---	5.84	---	---	---	4,025
				March 2025	---	---	---	---	5.85	---	---	---	---	---	---	---	---
				June 2025	---	---	---	---	5.88	---	---	---	---	---	---	---	---
				September 2025	---	---	---	---	5.91	---	---	---	---	---	---	---	---
FOURLIS (CR)				(Contract Size: 100 Securities, Physical Delivery)													
3.735	3.67	3.7	-0.54%	December 2024	3.73	3.73	3.73	3.73	3.73	---	---	---	4.07	---	1	2	983
				March 2025	---	---	---	---	3.75	---	---	---	---	---	---	---	---
				June 2025	---	---	---	---	3.77	---	---	---	---	---	---	---	---
				September 2025	---	---	---	---	3.79	---	---	---	---	---	---	---	---

Derivatives notes

Fixing prices and final open positions can be retrieved from the following path <http://www.helex.gr/el/web/guest/statistics-end-of-day-derivatives>

Underlying Asset				Derivatives Market													
Price max	Price min	Closing price	change	Delivery Month	Open price	Price max	Price min	Last price	Closing price	Last Bid	Last Ask	Fixing price*	Life high	Life low	Trades	Volume	Open Interest
GEK TERNA (CR)				(Contract Size: 101 Securities, Physical Delivery)													
17.56	17.42	17.46	-0.11%	December 2024	17.60	17.60	17.55	17.56	17.56	---	---	---	18.02	---	12	53	11,122
---	---	---	---	March 2025	---	---	---	---	17.61	---	---	---	---	---	---	---	---
---	---	---	---	June 2025	---	---	---	---	17.70	---	---	---	---	---	---	---	---
---	---	---	---	September 2025	---	---	---	---	17.79	---	---	---	---	---	---	---	---
HELLENIC EXCHANGES-A.S.E. (CR)				(Contract Size: 100 Securities, Physical Delivery)													
4.38	4.33	4.345	-0.34%	December 2024	4.38	4.39	4.37	4.39	4.39	---	---	---	4.74	---	4	20	3,729
---	---	---	---	March 2025	---	---	---	---	4.39	---	---	---	---	---	---	---	---
---	---	---	---	June 2025	---	---	---	---	4.41	---	---	---	---	---	---	---	---
---	---	---	---	September 2025	---	---	---	---	4.44	---	---	---	---	---	---	---	---
HELLENIQ ENERGY (CR)				(Contract Size: 100 Securities, Physical Delivery)													
6.915	6.8	6.805	-1.09%	December 2024	6.90	6.90	6.83	6.83	6.83	---	---	---	7.35	---	9	51	4,922
---	---	---	---	March 2025	---	---	---	---	6.93	---	---	---	---	---	---	---	---
---	---	---	---	June 2025	---	---	---	---	6.97	---	---	---	---	---	---	---	---
---	---	---	---	September 2025	---	---	---	---	7.00	---	---	---	---	---	---	---	---
INTRACOM HOLDINGS (CR)				(Contract Size: 100 Securities, Physical Delivery)													
2.725	2.64	2.695	-0.55%	December 2024	2.69	2.72	2.66	2.70	2.70	---	---	---	3.26	---	33	237	7,063
---	---	---	---	March 2025	---	---	---	---	2.73	---	---	---	---	---	---	---	---
---	---	---	---	June 2025	---	---	---	---	2.74	---	---	---	---	---	---	---	---
---	---	---	---	September 2025	---	---	---	---	2.76	---	---	---	---	---	---	---	---
INTRAKAT (CR)				(Contract Size: 100 Securities, Physical Delivery)													
4.895	4.82	4.895	0.51%	December 2024	4.83	4.85	4.82	4.85	4.85	---	---	---	5.07	---	4	11	1,987
---	---	---	---	March 2025	---	---	---	---	4.91	---	---	---	---	---	---	---	---
---	---	---	---	June 2025	---	---	---	---	4.93	---	---	---	---	---	---	---	---
---	---	---	---	September 2025	---	---	---	---	4.96	---	---	---	---	---	---	---	---
JUMBO SA (CR)				(Contract Size: 100 Securities, Physical Delivery)													
24.9	24.6	24.7	-0.16%	December 2024	24.68	24.77	24.68	24.77	24.77	---	---	---	26.60	---	3	10	136
---	---	---	---	March 2025	---	---	---	---	24.92	---	---	---	---	---	---	---	---
---	---	---	---	June 2025	---	---	---	---	25.05	---	---	---	---	---	---	---	---
---	---	---	---	September 2025	---	---	---	---	25.17	---	---	---	---	---	---	---	---
LAMDA DEVELOPMENT SA (CR)				(Contract Size: 100 Securities, Physical Delivery)													
7.26	7.17	7.24	1.26%	December 2024	7.24	7.29	7.21	7.25	7.25	---	---	---	7.80	---	22	56	5,868
---	---	---	---	March 2025	---	---	---	---	7.20	---	---	---	---	---	---	---	---
---	---	---	---	June 2025	---	---	---	---	7.24	---	---	---	---	---	---	---	---
---	---	---	---	September 2025	---	---	---	---	7.28	---	---	---	---	---	---	---	---

Derivatives notes

Fixing prices and final open positions can be retrieved from the following path <http://www.helex.gr/el/web/guest/statistics-end-of-day-derivatives>

Underlying Asset				Derivatives Market													
Price max	Price min	Closing price	change	Delivery Month	Open price	Price max	Price min	Last price	Closing price	Last Bid	Last Ask	Fixing price*	Life high	Life low	Trades	Volume	Open Interest
METLEN ENERGY & METALS (CR)				(Contract Size: 100 Securities, Physical Delivery)													
32.88	31.96	32.58	1.49%	December 2024	32.15	32.96	32.14	32.66	32.66	---	---	---	36.66	---	40	93	4,860
				March 2025	---	---	---	---	32.34	---	---	---	---	---	---	---	---
				June 2025	---	---	---	---	32.50	---	---	---	---	---	---	---	---
				September 2025	---	---	---	---	32.66	---	---	---	---	---	---	---	---
MIG (CR)				(Contract Size: 100 Securities, Physical Delivery)													
3.21	3.17	3.21	0.00%	December 2024	---	---	---	---	3.20	---	---	---	3.50	---	---	---	112
				March 2025	---	---	---	---	3.23	---	---	---	---	---	---	---	---
				June 2025	---	---	---	---	3.25	---	---	---	---	---	---	---	---
				September 2025	---	---	---	---	3.27	---	---	---	---	---	---	---	---
MOTOR OIL (CR)				(Contract Size: 100 Securities, Physical Delivery)													
19.98	19.65	19.78	0.41%	December 2024	19.92	19.96	19.84	19.90	19.90	---	---	---	22.59	---	11	68	6,841
				March 2025	---	---	---	---	19.85	---	---	---	---	---	---	---	---
				June 2025	---	---	---	---	19.95	---	---	---	---	---	---	---	---
				September 2025	---	---	---	---	20.05	---	---	---	---	---	---	---	---
NATIONAL BANK (CR)				(Contract Size: 100 Securities, Physical Delivery)													
7.67	7.512	7.516	-1.49%	December 2024	7.65	7.70	7.52	7.54	7.54	---	---	---	8.20	---	201	2,112	17,775
				March 2025	---	---	---	---	7.69	---	---	---	---	---	---	---	---
				June 2025	---	---	---	---	7.73	---	---	---	---	---	---	---	---
				September 2025	---	---	---	---	7.76	---	---	---	---	---	---	---	---
OPAP (CR)				(Contract Size: 100 Securities, Physical Delivery)													
15.11	15	15.06	-0.26%	December 2024	15.10	15.15	15.10	15.14	15.14	---	---	---	16.38	---	4	6	871
				March 2025	---	---	---	---	15.21	---	---	---	---	---	---	---	---
				June 2025	---	---	---	---	15.29	---	---	---	---	---	---	---	---
				September 2025	---	---	---	---	15.37	---	---	---	---	---	---	---	---
OPTIMA BANK (CR)				(Contract Size: 100 Securities, Physical Delivery)													
12.8	12.64	12.72	0.16%	December 2024	---	---	---	---	12.34	---	---	---	12.99	---	---	---	91
				March 2025	---	---	---	---	12.79	---	---	---	---	---	---	---	---
				June 2025	---	---	---	---	12.86	---	---	---	---	---	---	---	---
				September 2025	---	---	---	---	12.92	---	---	---	---	---	---	---	---
OTE (CR)				(Contract Size: 100 Securities, Physical Delivery)													
15.22	14.88	14.96	-1.32%	December 2024	15.23	15.24	14.97	15.00	15.00	---	---	---	16.20	---	34	74	2,701
				March 2025	---	---	---	---	15.27	---	---	---	---	---	---	---	---
				June 2025	---	---	---	---	15.35	---	---	---	---	---	---	---	---
				September 2025	---	---	---	---	15.43	---	---	---	---	---	---	---	---

Derivatives notes

Fixing prices and final open positions can be retrieved from the following path <http://www.helex.gr/el/web/guest/statistics-end-of-day-derivatives>

Underlying Asset				Derivatives Market													
Price max	Price min	Closing price	change	Delivery Month	Open price	Price max	Price min	Last price	Closing price	Last Bid	Last Ask	Fixing price*	Life high	Life low	Trades	Volume	Open Interest
P.P.A. S.A. (CR)				(Contract Size: 100 Securities, Physical Delivery)													
29.4	28.55	29.4	2.44%	December 2024	29.00	29.00	29.00	29.00	29.00	---	---	---	29.36	---	1	5	76
				March 2025	---	---	---	---	28.91	---	---	---	---	---	---	---	---
				June 2025	---	---	---	---	29.06	---	---	---	---	---	---	---	---
				September 2025	---	---	---	---	29.20	---	---	---	---	---	---	---	---
PIRAEUS FINANCIAL HOLD (CR)				(Contract Size: 100 Securities, Physical Delivery)													
3.827	3.721	3.81	2.09%	December 2024	3.75	3.83	3.73	3.80	3.80	---	---	---	4.08	---	300	3,453	96,459
				March 2025	---	---	---	---	3.80	---	---	---	3.92	---	---	---	180
				June 2025	---	---	---	---	3.78	---	---	---	---	---	---	---	---
				September 2025	---	---	---	---	3.80	---	---	---	---	---	---	---	---
PPC (CR)				(Contract Size: 100 Securities, Physical Delivery)													
12.2	11.95	12.2	1.25%	December 2024	12.14	12.27	12.13	12.24	12.24	---	---	---	12.48	---	44	231	19,459
				March 2025	---	---	---	---	12.14	---	---	---	---	---	---	---	---
				June 2025	---	---	---	---	12.20	---	---	---	---	---	---	---	---
				September 2025	---	---	---	---	12.26	---	---	---	---	---	---	---	---
QUEST HOLDINGS (CR)				(Contract Size: 100 Securities, Physical Delivery)													
5.83	5.6	5.67	0.18%	December 2024	5.73	5.73	5.73	5.73	5.73	---	---	---	5.95	---	3	15	188
				March 2025	---	---	---	---	5.70	---	---	---	---	---	---	---	---
				June 2025	---	---	---	---	5.73	---	---	---	---	---	---	---	---
				September 2025	---	---	---	---	5.76	---	---	---	---	---	---	---	---
TERNA ENERGY (CR)				(Contract Size: 100 Securities, Physical Delivery)													
19.74	19.71	19.72	0.00%	December 2024	---	---	---	---	19.85	---	---	---	19.96	---	---	---	16,630
				March 2025	---	---	---	---	19.87	---	---	---	---	---	---	---	---
				June 2025	---	---	---	---	19.97	---	---	---	---	---	---	---	---
				September 2025	---	---	---	---	20.07	---	---	---	---	---	---	---	---
TITAN CEMENT (CB)				(Contract Size: 100 Securities, Physical Delivery)													
33.55	32.85	32.9	-0.30%	December 2024	33.00	33.10	33.00	33.10	33.10	---	---	---	35.80	---	5	13	322
				March 2025	---	---	---	---	33.25	---	---	---	---	---	---	---	---
				June 2025	---	---	---	---	33.41	---	---	---	---	---	---	---	---
				September 2025	---	---	---	---	33.58	---	---	---	---	---	---	---	---
VIOHALCO SA/NV (CB)				(Contract Size: 100 Securities, Physical Delivery)													
5.26	5.15	5.18	0.19%	December 2024	5.26	5.26	5.19	5.20	5.20	---	---	---	6.15	---	12	63	4,410
				March 2025	---	---	---	---	5.30	---	---	---	5.52	---	---	---	80
				June 2025	---	---	---	---	5.23	---	---	---	---	---	---	---	---
				September 2025	---	---	---	---	5.26	---	---	---	---	---	---	---	---

Derivatives notes

Fixing prices and final open positions can be retrieved from the following path <http://www.helex.gr/el/web/guest/statistics-end-of-day-derivatives>

FTSE/Athex Large Cap

(Trade Unit: 1 Index Point x 2€ - Exercise Style: European, Cash Settlement)

Call Options															Put Options																			
November 2024								December 2024							Other Months		November 2024								December 2024							Other Months		Exercise Price
Open price	Price max	Price min	Last price	Closing price	Volume	Open Interest	Open price	Price max	Price min	Last price	Closing price	Volume	Open Interest	Volume	Open Interest	Open price	Price max	Price min	Last price	Closing price	Volume	Open Interest	Open price	Price max	Price min	Last price	Closing price	Volume	Open Interest	Volume	Open Interest			
2,850	-	-	-	-	-	-	0.00	0.00	0.00	-	558.00	-	-	-	-	-	-	-	-	-	-	-	0.00	0.00	0.00	-	0.47	-	-	-	-	2,850		
2,900	-	-	-	-	-	-	0.00	0.00	0.00	-	509.00	-	-	-	-	-	-	-	-	-	-	-	0.00	0.00	0.00	-	0.97	-	-	-	-	2,900		
2,950	-	-	-	-	-	-	0.00	0.00	0.00	-	460.00	-	-	-	-	-	-	-	-	-	-	-	0.00	0.00	0.00	-	1.90	-	-	-	-	2,950		
3,000	-	-	-	-	-	-	0.00	0.00	0.00	-	412.00	-	-	-	-	-	-	-	-	-	-	-	0.00	0.00	0.00	-	3.50	-	-	-	-	3,000		
3,050	-	-	-	-	-	-	0.00	0.00	0.00	-	365.00	-	-	-	-	-	-	-	-	-	-	-	0.00	0.00	0.00	-	6.10	-	-	-	-	3,050		
3,100	0.00	0.00	0.00	-	311.00	-	0.00	0.00	0.00	-	319.00	-	-	-	-	-	-	-	-	-	-	-	0.00	0.00	0.00	-	10.25	-	-	-	-	3,100		
3,150	0.00	0.00	0.00	-	261.00	-	0.00	0.00	0.00	-	275.00	-	-	-	-	-	-	-	-	-	-	-	0.00	0.00	0.00	-	16.25	-	-	-	-	3,150		
3,200	0.00	0.00	0.00	-	212.00	-	0.00	0.00	0.00	-	234.00	-	-	-	-	-	-	-	-	-	-	-	0.00	0.00	0.00	-	24.75	-	10	-	-	3,200		
3,250	0.00	0.00	0.00	-	164.00	-	0.00	0.00	0.00	-	195.00	-	-	-	-	-	-	-	-	-	-	-	0.00	0.00	0.00	-	36.25	-	10	-	-	3,250		
3,300	0.00	0.00	0.00	-	119.00	-	0.00	0.00	0.00	-	160.00	-	41	-	-	-	-	-	-	-	-	-	0.00	0.00	0.00	-	51.50	-	-	-	-	3,300		
3,350	0.00	0.00	0.00	-	79.00	-	5	138.00	138.00	138.00	138.00	40	1	-	-	-	-	-	-	-	-	-	0.00	0.00	0.00	-	70.00	-	40	-	-	3,350		
3,400	0.00	0.00	0.00	-	47.75	-	69	0.00	0.00	0.00	-	102.00	-	29	-	-	-	-	-	-	-	-	32.00	0.00	23.00	23.00	23.00	4	52	-	-	-	3,400	
3,450	28.00	28.00	28.00	28.00	28.00	9	72	0.00	0.00	0.00	-	79.50	-	111	-	-	-	-	-	-	-	-	0.00	28.00	0.00	-	64.50	-	63	-	-	-	3,450	
3,500	17.50	17.50	17.50	17.50	17.50	9	3	0.00	0.00	0.00	-	60.50	-	25	-	-	-	-	-	-	-	-	0.00	17.50	0.00	-	101.00	-	40	-	-	-	3,500	
3,550	5.00	5.00	5.00	5.00	5.00	1	22	0.00	0.00	0.00	-	45.00	-	-	-	-	-	-	-	-	-	-	0.00	5.00	0.00	-	144.00	-	62	-	-	-	3,550	
3,600	0.00	0.00	0.00	-	1.80	-	50	0.00	0.00	0.00	-	32.75	-	-	-	-	-	-	-	-	-	-	0.00	0.00	0.00	-	191.00	-	20	-	-	-	3,600	
3,650	0.00	0.00	0.00	-	0.55	-	-	0.00	0.00	0.00	-	23.25	-	-	-	-	-	-	-	-	-	-	0.00	0.00	0.00	-	239.00	-	20	-	-	-	3,650	
3,700	0.00	0.00	0.00	-	0.15	-	-	0.00	0.00	0.00	-	16.25	-	-	-	-	-	-	-	-	-	-	0.00	0.00	0.00	-	289.00	-	-	-	-	-	3,700	
3,750	0.00	0.00	0.00	-	0.03	-	-	0.00	0.00	0.00	-	11.25	-	-	-	-	-	-	-	-	-	-	0.00	0.00	0.00	-	339.00	-	-	-	-	-	3,750	
3,800	0.00	0.00	0.00	-	0.01	-	-	0.00	0.00	0.00	-	7.50	-	-	-	-	-	-	-	-	-	-	0.00	0.00	0.00	-	389.00	-	-	-	-	-	3,800	
3,850	0.00	0.00	0.00	-	0.01	-	-	0.00	0.00	0.00	-	4.90	-	-	-	-	-	-	-	-	-	-	0.00	0.00	0.00	-	439.00	-	-	-	-	-	3,850	
3,900	-	-	-	-	-	-	-	0.00	0.00	0.00	-	3.20	-	-	-	-	-	-	-	-	-	-	0.00	0.00	0.00	-	493.00	-	-	-	-	-	3,900	
Totals:						19	222					40	207	0	0							4	388							20	60	0	0	
Number of Trades:						4						2		0								2								1		0		

ALPHA SERVICES HOLD (CR)

(Contract Size: 100 Securities, Exercise Style: American, Physical Delivery)

Call Options														Put Options																			
November 2024							December 2024							Other Months		November 2024							December 2024							Other Months		Exercise Price	
Open price	Price max	Price min	Last price	Closing price	Volume	Open Interest	Open price	Price max	Price min	Last price	Closing price	Volume	Open Interest	Volume	Open Interest	Open price	Price max	Price min	Last price	Closing price	Volume	Open Interest	Open price	Price max	Price min	Last price	Closing price	Volume	Open Interest	Volume	Open Interest		
0.950	0.000	0.000	0.000	0.480	-	-	0.000	0.000	0.000	0.482	-	-				0.000	0.000	0.000	0.001	-	-		0.000	0.000	0.000	0.001	-	-				0.010	
1.000	0.000	0.000	0.000	0.430	-	-	0.000	0.000	0.000	0.433	-	-				0.000	0.000	0.000	0.001	-	-		0.000	0.000	0.000	0.001	-	-				0.010	
1.100	0.000	0.000	0.000	0.331	-	-	0.000	0.000	0.000	0.334	-	-				0.000	0.000	0.000	0.001	-	-		0.000	0.000	0.000	0.002	-	-				0.011	
1.200	0.000	0.000	0.000	0.233	-	-	0.000	0.000	0.000	0.241	-	-				0.000	0.000	0.000	0.002	-	-		0.000	0.000	0.000	0.008	-	-				0.012	
1.300	0.000	0.000	0.000	0.143	-	-	0.000	0.000	0.000	0.160	-	-				0.000	0.000	0.000	0.013	-	-		0.000	0.000	0.000	0.027	-	-				0.013	
1.400	0.000	0.000	0.000	0.074	-	-	0.000	0.000	0.000	0.096	-	-				0.000	0.000	0.000	0.043	-	-		0.000	0.000	0.000	0.062	-	-				0.014	
1.500	0.000	0.000	0.000	0.031	-	-	0.000	0.000	0.000	0.051	-	-				0.000	0.000	0.000	0.100	-	-		0.000	0.000	0.000	0.118	-	-				0.015	
1.600	0.000	0.000	0.000	0.010	-	-	0.000	0.000	0.000	0.025	-	-				0.000	0.000	0.000	0.180	-	-		0.000	0.000	0.000	0.192	-	-				0.016	
1.700	0.000	0.000	0.000	0.003	-	-	0.000	0.000	0.000	0.011	-	-				0.000	0.000	0.000	0.272	-	-		0.000	0.000	0.000	0.278	-	-				0.017	
1.800	0.000	0.000	0.000	0.001	-	-	0.000	0.000	0.000	0.004	-	-				0.000	0.000	0.000	0.370	-	-		0.000	0.000	0.000	0.372	-	-				0.018	
1.900	0.000	0.000	0.000	0.001	-	-	0.000	0.000	0.000	0.002	-	-				0.000	0.000	0.000	0.470	-	-		0.000	0.000	0.000	0.470	-	-				0.019	
2.000	0.000	0.000	0.000	0.001	-	-	0.000	0.000	0.000	0.001	-	-				0.000	0.000	0.000	0.570	-	-		0.000	0.000	0.000	0.570	-	-				0.020	
2.200	0.000	0.000	0.000	0.001	-	-	0.000	0.000	0.000	0.001	-	-				0.000	0.000	0.000	0.770	-	-		0.000	0.000	0.000	0.770	-	-				0.022	
2.400					-	-	0.000	0.000	0.000	0.001	-	-									-	-		0.000	0.000	0.000	0.970	-	-				0.024
2.600					-	-	0.000	0.000	0.000	0.001	-	-									-	-		0.000	0.000	0.000	1.17	-	-				0.026
Totals:					0	0					0	0	0	0	0					0	0					0	0	0	0	0	0	0	
Number of Trades:					0						0	0	0							0.00						0			0		0		

NATIONAL BANK (CR)

(Contract Size: 100 Securities, Exercise Style: American, Physical Delivery)

Call Options														Put Options																		
November 2024							December 2024							Other Months		November 2024							December 2024							Other Months		Exercise Price
Open price	Price max	Price min	Last price	Closing price	Volume	Open Interest	Open price	Price max	Price min	Last price	Closing price	Volume	Open Interest	Volume	Open Interest	Open price	Price max	Price min	Last price	Closing price	Volume	Open Interest	Open price	Price max	Price min	Last price	Closing price	Volume	Open Interest	Volume	Open Interest	
4.400					-	-	0.000	0.000	0.000		3.24	-	-			-	-	0.000	0.000	0.000		0.001	-	-			-	-			0.044	
4.800					-	-	0.000	0.000	0.000		2.84	-	-			-	-	0.000	0.000	0.000		0.001	-	-			-	-			0.048	
5.200	0.000	0.000	0.000		2.43	-	-	0.000	0.000	0.000		2.44	-	-		0.000	0.000	0.000		0.001	-	-		0.000	0.000	0.000		0.001	-	-		0.052
5.600	0.000	0.000	0.000		2.03	-	-	0.000	0.000	0.000		2.04	-	-		0.000	0.000	0.000		0.001	-	-		0.000	0.000	0.000		0.001	-	-		0.056
6.000	0.000	0.000	0.000		1.63	-	-	0.000	0.000	0.000		1.65	-	-		0.000	0.000	0.000		0.001	-	-		0.000	0.000	0.000		0.003	-	-		0.060
6.400	0.000	0.000	0.000		1.23	-	-	0.000	0.000	0.000		1.26	-	-		0.000	0.000	0.000		0.001	-	-		0.000	0.000	0.000		0.016	-	-		0.064
6.800	0.000	0.000	0.000		0.833	-	-	0.000	0.000	0.000		0.901	-	-		0.000	0.000	0.000		0.001	-	-		0.000	0.000	0.000		0.055	-	-		0.068
7.200	0.000	0.000	0.000		0.444	-	-	0.000	0.000	0.000		0.591	-	10		0.000	0.000	0.000		0.011	-	-		0.000	0.000	0.000		0.144	-	-		0.072
7.600	0.000	0.000	0.000		0.145	-	1	0.300	0.300	0.300	0.300	0.300	6	6		0.000	0.000	0.000		0.112	-	33		0.000	0.000	0.000		0.305	-	-		0.076
8.000	0.000	0.000	0.000		0.021	-	-	0.000	0.000	0.000		0.191	-	-		0.000	0.000	0.000		0.388	-	-		0.000	0.000	0.000		0.544	-	-		0.080
8.400	0.000	0.000	0.000		0.001	-	-	0.000	0.000	0.000		0.092	-	-		0.000	0.000	0.000		0.770	-	-		0.000	0.000	0.000		0.846	-	-		0.084
8.800	0.000	0.000	0.000		0.001	-	-	0.000	0.000	0.000		0.041	-	-		0.000	0.000	0.000		1.17	-	-		0.000	0.000	0.000		1.20	-	-		0.088
9.200	0.000	0.000	0.000		0.001	-	-	0.000	0.000	0.000		0.016	-	-		0.000	0.000	0.000		1.57	-	-		0.000	0.000	0.000		1.58	-	-		0.092
9.600	0.000	0.000	0.000		0.002	-	-	0.000	0.000	0.000		0.006	-	-		0.000	0.000	0.000		1.97	-	-		0.000	0.000	0.000		1.97	-	-		0.096
10.000	0.000	0.000	0.000		0.001	-	-	0.000	0.000	0.000		0.002	-	-		0.000	0.000	0.000		2.37	-	-		0.000	0.000	0.000		2.37	-	-		0.100
11.000					-	-	0.000	0.000	0.000		0.001	-	-			-	-	0.000	0.000	0.000		3.37	-	-			-	-		0.110		
Totals:					0	1						6	16	0	0						0	33						0	304	0	0	
Number of Trades:					0							1		0							0.00							0		0		

OPAP (CR)

(Contract Size: 100 Securities, Exercise Style: American, Physical Delivery)

Exercise Price	Call Options													Put Options																																	
	November 2024						December 2024						Other Months		November 2024						December 2024						Other Months		Exercise Price																		
	Open price	Price max	Price min	Last price	Closing price	Volume	Open Interest	Open price	Price max	Price min	Last price	Closing price	Volume	Open Interest	Volume	Open Interest	Open price	Price max	Price min	Last price	Closing price	Volume	Open Interest	Open price	Price max	Price min	Last price	Closing price		Volume	Open Interest	Volume	Open Interest														
9.600						-	0.000	0.000	0.000	0.000	5.52	-	-										-	-	0.000	0.000	0.000	0.001		-	-											0.096					
10.000	0.000	0.000	0.000		5.10	-	0.000	0.000	0.000	0.000	5.12	-	-										-	-	0.000	0.000	0.000	0.001	-	-	0.000	0.000	0.000	0.001	-	-											0.100
11.000	0.000	0.000	0.000		4.10	-	0.000	0.000	0.000	0.000	4.13	-	-										-	-	0.000	0.000	0.000	0.001	-	-	0.000	0.000	0.000	0.001	-	-											0.110
12.000	0.000	0.000	0.000		3.11	-	0.000	0.000	0.000	0.000	3.13	-	-										-	-	0.000	0.000	0.000	0.001	-	-	0.000	0.000	0.000	0.001	-	-											0.120
13.000	0.000	0.000	0.000		2.11	-	0.000	0.000	0.000	0.000	2.14	-	-										-	-	0.000	0.000	0.000	0.001	-	-	0.000	0.000	0.000	0.010	-	-											0.130
14.000	0.000	0.000	0.000		1.11	-	0.000	0.000	0.000	0.000	1.23	-	-										-	-	0.000	0.000	0.000	0.002	-	-	0.000	0.000	0.000	0.093	-	-											0.140
15.000	0.000	0.000	0.000		0.262	-	0.000	0.000	0.000	0.000	0.536	-	-										-	-	0.000	0.000	0.000	0.156	-	50	0.000	0.000	0.000	0.403	-	-											0.150
16.000	0.000	0.000	0.000		0.009	-	1	0.000	0.000	0.000	0.168	-	40										-	-	0.000	0.000	0.000	0.906	-	-	0.000	0.000	0.000	1.04	-	-											0.160
17.000	0.000	0.000	0.000		0.001	-	-	0.000	0.000	0.000	0.036	-	-										-	-	0.000	0.000	0.000	1.90	-	-	0.000	0.000	0.000	1.91	-	-											0.170
18.000	0.000	0.000	0.000		0.002	-	-	0.000	0.000	0.000	0.005	-	-										-	-	0.000	0.000	0.000	2.90	-	-	0.000	0.000	0.000	2.90	-	-											0.180
19.000	0.000	0.000	0.000		0.004	-	-	0.000	0.000	0.000	0.001	-	-										-	-	0.000	0.000	0.000	3.90	-	-	0.000	0.000	0.000	3.90	-	-											0.190
20.000	0.000	0.000	0.000		0.001	-	-	0.000	0.000	0.000	0.001	-	-										-	-	0.000	0.000	0.000	4.90	-	-	0.000	0.000	0.000	4.90	-	-											0.200
22.000	0.000	0.000	0.000		0.001	-	-	0.000	0.000	0.000	0.001	-	-										-	-	0.000	0.000	0.000	6.90	-	-	0.000	0.000	0.000	6.90	-	-											0.220
24.000						-	-	0.000	0.000	0.000	0.001	-	-										-	-	0.000	0.000	0.000	8.90	-	-											0.240						
Totals:						0	1					0	40	0	0							0	50							0	0	0	0									0					
Number of Trades:						0						0		0	0							0.00								0		0										0					

OTE (CR)

(Contract Size: 100 Securities, Exercise Style: American, Physical Delivery)

Exercise Price	Call Options														Put Options																			
	November 2024						December 2024						Other Months		November 2024						December 2024						Other Months		Exercise Price					
	Open price	Price max	Price min	Last price	Closing price	Volume	Open Interest	Open price	Price max	Price min	Last price	Closing price	Volume	Open Interest	Volume	Open Interest	Open price	Price max	Price min	Last price	Closing price	Volume	Open Interest	Open price	Price max	Price min	Last price	Closing price		Volume	Open Interest	Volume	Open Interest	
9.200						-	-	0.000	0.000	0.000	5.98	-	-			-	-	0.000	0.000	0.000	0.001	-	-			0.000	0.000	0.000		0.001	-	-		
9.600						-	-	0.000	0.000	0.000	5.58	-	-			-	-	0.000	0.000	0.000	0.001	-	-			0.000	0.000	0.000	0.001	-	-			0.096
10.000	0.000	0.000	0.000		5.16	-	-	0.000	0.000	0.000	5.18	-	-			0.000	0.000	0.000	0.001	-	-			0.000	0.000	0.000	0.001	-	-			0.100		
11.000	0.000	0.000	0.000		4.16	-	-	0.000	0.000	0.000	4.19	-	-			0.000	0.000	0.000	0.001	-	-			0.000	0.000	0.000	0.001	-	-			0.110		
12.000	0.000	0.000	0.000		3.17	-	-	0.000	0.000	0.000	3.19	-	-			0.000	0.000	0.000	0.001	-	-			0.000	0.000	0.000	0.001	-	-			0.120		
13.000	0.000	0.000	0.000		2.17	-	-	0.000	0.000	0.000	2.20	-	-			0.000	0.000	0.000	0.001	-	-			0.000	0.000	0.000	0.008	-	-			0.130		
14.000	0.000	0.000	0.000		1.17	-	-	0.000	0.000	0.000	1.27	-	-			0.000	0.000	0.000	0.003	-	-			0.000	0.000	0.000	0.080	-	-			0.140		
15.000	0.000	0.000	0.000		0.317	-	-	0.000	0.000	0.000	0.564	-	-			0.000	0.000	0.000	0.151	-	-			0.000	0.000	0.000	0.370	-	-			0.150		
16.000	0.000	0.000	0.000		0.020	-	2	0.000	0.000	0.000	0.177	-	-			0.000	0.000	0.000	0.855	-	-			0.000	0.000	0.000	0.986	-	-			0.160		
17.000	0.000	0.000	0.000		0.001	-	-	0.000	0.000	0.000	0.038	-	-			0.000	0.000	0.000	1.84	-	-			0.000	0.000	0.000	1.86	-	-			0.170		
18.000	0.000	0.000	0.000		0.001	-	-	0.000	0.000	0.000	0.005	-	-			0.000	0.000	0.000	2.84	-	-			0.000	0.000	0.000	2.84	-	-			0.180		
19.000	0.000	0.000	0.000		0.001	-	-	0.000	0.000	0.000	0.001	-	-			0.000	0.000	0.000	3.84	-	-			0.000	0.000	0.000	3.84	-	-			0.190		
20.000	0.000	0.000	0.000		0.002	-	-	0.000	0.000	0.000	0.001	-	-			0.000	0.000	0.000	4.84	-	-			0.000	0.000	0.000	4.84	-	-			0.200		
22.000	0.000	0.000	0.000		0.001	-	-	0.000	0.000	0.000	0.001	-	-			0.000	0.000	0.000	6.84	-	-			0.000	0.000	0.000	6.84	-	-			0.220		
Totals:						0	2					0	0	0	0					0	0							0	0	0	0			
Number of Trades:						0						0		0						0.00								0		0				

PIRAEUS FINANCIAL HOLD (CR)

(Contract Size: 100 Securities, Exercise Style: American, Physical Delivery)

Call Options														Put Options																			
November 2024							December 2024							Other Months		November 2024							December 2024							Other Months		Exercise Price	
Open price	Price max	Price min	Last price	Closing price	Volume	Open Interest	Open price	Price max	Price min	Last price	Closing price	Volume	Open Interest	Volume	Open Interest	Open price	Price max	Price min	Last price	Closing price	Volume	Open Interest	Open price	Price max	Price min	Last price	Closing price	Volume	Open Interest	Volume	Open Interest		
2.200					-	-	0.000	0.000	0.000		1.54	-	-			0.000	0.000	0.000		0.001	-	-	0.000	0.000	0.000		0.001	-	-			0.022	
2.400	0.000	0.000	0.000	1.33	-	-	0.000	0.000	0.000		1.34	-	-			0.000	0.000	0.000		0.001	-	-	0.000	0.000	0.000		0.001	-	-			0.024	
2.600	0.000	0.000	0.000	1.13	-	-	0.000	0.000	0.000		1.14	-	-			0.000	0.000	0.000		0.001	-	-	0.000	0.000	0.000		0.001	-	-			0.026	
2.800	0.000	0.000	0.000	0.931	-	-	0.000	0.000	0.000		0.938	-	-			0.000	0.000	0.000		0.001	-	-	0.000	0.000	0.000		0.001	-	-			0.028	
3.000	0.000	0.000	0.000	0.731	-	-	0.000	0.000	0.000		0.742	-	-			0.000	0.000	0.000		0.002	-	-	0.000	0.000	0.000		0.005	-	-			0.030	
3.200	0.000	0.000	0.000	0.532	-	-	0.000	0.000	0.000		0.555	-	-			0.000	0.000	0.000		0.001	-	-	0.000	0.000	0.000		0.018	-	-			0.032	
3.400	0.000	0.000	0.000	0.336	-	-	0.000	0.000	0.000		0.388	-	-			0.000	0.000	0.000		0.004	-	-	0.000	0.000	0.000		0.050	-	-			0.034	
3.600	0.000	0.000	0.000	0.165	-	-	0.000	0.000	0.000		0.250	-	-			0.000	0.000	0.000		0.033	-	-	0.000	0.000	0.000		0.111	-	-			0.036	
3.800	0.000	0.000	0.000	0.055	-	-	0.000	0.000	0.000		0.149	-	-			0.000	0.000	0.000		0.124	-	-	0.000	0.000	0.000		0.210	-	-			0.038	
4.000	0.000	0.000	0.000	0.012	-	-	0.000	0.000	0.000		0.080	-	-			0.000	0.000	0.000		0.280	-	-	0.000	0.000	0.000		0.342	-	-			0.040	
4.400	0.000	0.000	0.000	0.001	-	-	0.000	0.000	0.000		0.018	-	-			0.000	0.000	0.000		0.670	-	-	0.000	0.000	0.000		0.681	-	-			0.044	
4.800	0.000	0.000	0.000	0.001	-	-	0.000	0.000	0.000		0.003	-	-			0.000	0.000	0.000		1.07	-	-	0.000	0.000	0.000		1.07	-	-			0.048	
5.200	0.000	0.000	0.000	0.001	-	-	0.000	0.000	0.000		0.001	-	-			0.000	0.000	0.000		1.47	-	-	0.000	0.000	0.000		1.47	-	-			0.052	
5.600	0.000	0.000	0.000	0.001	-	-	0.000	0.000	0.000		0.001	-	-			0.000	0.000	0.000		1.87	-	-	0.000	0.000	0.000		1.87	-	-			0.056	
6.000	0.000	0.000	0.000	0.001	-	-	0.000	0.000	0.000		0.001	-	-			0.000	0.000	0.000		2.27	-	-	0.000	0.000	0.000		2.27	-	-			0.060	
6.400					-	-	0.000	0.000	0.000		0.001	-	-								-	-	0.000	0.000	0.000		2.67	-	-			0.064	
Totals:					0	0					0	0		0	0					0	0								0	0		0	0
Number of Trades:					0						0			0						0.00							0			0			

PPC (CR)

(Contract Size: 100 Securities, Exercise Style: American, Physical Delivery)

Exercise Price	Call Options														Put Options																			
	November 2024						December 2024						Other Months		November 2024						December 2024						Other Months		Exercise Price					
	Open price	Price max	Price min	Last price	Closing price	Volume	Open Interest	Open price	Price max	Price min	Last price	Closing price	Volume	Open Interest	Volume	Open Interest	Open price	Price max	Price min	Last price	Closing price	Volume	Open Interest	Open price	Price max	Price min	Last price	Closing price		Volume	Open Interest	Volume	Open Interest	
8.000						-	-	0.000	0.000	0.000	4.07	-	-																					
8.400	0.000	0.000	0.000		3.65	-	-	0.000	0.000	0.000	3.67	-	-			0.000	0.000	0.000		0.001	-	-			0.000	0.000	0.000		0.001	-	-			0.084
8.800	0.000	0.000	0.000		3.25	-	-	0.000	0.000	0.000	3.27	-	-			0.000	0.000	0.000		0.001	-	-			0.000	0.000	0.000		0.001	-	-			0.088
9.200	0.000	0.000	0.000		2.85	-	-	0.000	0.000	0.000	2.87	-	-			0.000	0.000	0.000		0.002	-	-			0.000	0.000	0.000		0.001	-	-			0.092
9.600	0.000	0.000	0.000		2.45	-	-	0.000	0.000	0.000	2.48	-	-			0.000	0.000	0.000		0.001	-	-			0.000	0.000	0.000		0.004	-	-			0.096
10.000	0.000	0.000	0.000		2.05	-	-	0.000	0.000	0.000	2.09	-	-			0.000	0.000	0.000		0.002	-	-			0.000	0.000	0.000		0.012	-	-			0.100
11.000	0.000	0.000	0.000		1.06	-	5	0.000	0.000	0.000	1.18	-	-			0.000	0.000	0.000		0.003	-	5			0.000	0.000	0.000		0.108	-	-			0.110
12.000	0.000	0.000	0.000		0.242	-	22	0.000	0.000	0.000	0.518	-	-			0.000	0.000	0.000		0.187	-	11			0.000	0.000	0.000		0.441	-	-			0.120
13.000	0.000	0.000	0.000		0.010	-	-	0.000	0.000	0.000	0.168	-	-			0.000	0.000	0.000		0.956	-	-			0.000	0.000	0.000		1.09	-	-			0.130
14.000	0.000	0.000	0.000		0.001	-	-	0.000	0.000	0.000	0.040	-	-			0.000	0.000	0.000		1.95	-	-			0.000	0.000	0.000		1.97	-	-			0.140
15.000	0.000	0.000	0.000		0.001	-	-	0.000	0.000	0.000	0.007	-	-			0.000	0.000	0.000		2.95	-	-			0.000	0.000	0.000		2.95	-	-			0.150
16.000	0.000	0.000	0.000		0.001	-	-	0.000	0.000	0.000	0.001	-	-			0.000	0.000	0.000		3.95	-	-			0.000	0.000	0.000		3.95	-	-			0.160
17.000	0.000	0.000	0.000		0.001	-	-	0.000	0.000	0.000	0.001	-	-			0.000	0.000	0.000		4.95	-	-			0.000	0.000	0.000		4.95	-	-			0.170
18.000						-	-	0.000	0.000	0.000	0.001	-	-																					0.180
Totals:						0	27					0	0	0	0						0	16						0	0	0	0			
Number of Trades:						0						0		0							0.00							0		0				

Lending Products	Underlying Title	Open Interest[5]	Multilateral Transactions[1]				Bilateral Transactions[2]		Stock Borrowing through OTC (volume)[3]	
			Volume(Offered)	Average Weighted	Transactions volume	Average Weighted	Transactions Volume	Average Weighted	Transactions Volume	
ADMIEBOR	ADMIE (IPTO) HOLDING S.A. (CR)	1,000	---	---	---	---	---	---	209,364	
AEGNBOR	AEGEAN AIRLINES (CR)	---	---	---	---	---	---	---	521,410	
AETFBOR	ALPHA ETF FTSE Athex Large Cap	---	---	---	---	---	---	---	---	
ALPHABOR	ALPHA SERVICES HOLD (CR)	---	---	---	---	---	---	---	68,183,300	
AIABOR	ATHENS INTL AIRPORT (CR)	---	---	---	---	500	0.01%	---	205,100	
ACAGBOR	AUSTRIACARD (CB)	---	---	---	---	---	---	---	2,000	
OTOELBOR	AUTOHELLAS SA (CR)	3,353	---	---	---	---	---	---	45,283	
AVAXBOR	AVAX S.A. (CR)	---	---	---	---	---	---	---	138,696	
BOCHGRBOR	BANK OF CYPRUS (CR)	---	---	---	---	---	---	---	332,996	
EEEBOR	CC HBC AG (CR)	12,935	---	---	---	---	---	---	92,693	
CENERBOR	CENERGY HOLDINGS (CB)	---	---	---	---	---	---	---	364,203	
DIMANDBOR	DIMAND (CR)	---	---	---	---	---	---	---	62,364	
ELLAKTORBOR	ELLAKTOR (CR)	---	---	---	---	---	---	---	462,520	
ELHABOR	ELVALHALCOR (CR)	995	---	---	---	---	---	---	237,373	
EUROBBOR	EUROBANK HOLDINGS (CR)	20,000	---	---	---	---	---	---	63,618,376	
EYDAPBOR	EYDAP S.A. (CR)	---	---	---	---	---	---	---	210,465	
FOYRKBOR	FOURLIS (CR)	---	---	---	---	---	---	---	19,560	
GEKTERNABOR	GEK TERNA (CR)	---	---	---	---	---	---	---	5,145	
SARBOR	GR. SARANTIS S.A. (CR)	3,151	---	---	---	---	---	---	12,474	
EXAEBOR	HELLENIC EXCHANGES-A.S.E. (CR)	3,000	---	---	---	---	---	---	151,086	
ELPEBOR	HELLENIQ ENERGY (CR)	---	---	---	---	---	---	---	1,533,012	
INTEKBOR	IDEAL HOLDINGS (CR)	---	---	---	---	---	---	---	11,600	
INTRKBOR	INTRACOM HOLDINGS (CR)	---	---	---	---	---	---	---	42,000	
INKATBOR	INTRAKAT (CR)	---	---	---	---	---	---	---	922,439	
INLOTBOR	INTRALOT (CR)	---	---	---	---	---	---	---	1,096,160	
BELABOR	JUMBO SA (CR)	16,178	---	---	---	---	---	---	202,915	
KRIBOR	KRI-KRI S.A. (CR)	---	---	---	---	---	---	---	---	
LAMDABOR	LAMDA DEVELOPMENT SA (CR)	---	---	---	---	---	---	---	233,109	
LAVIBOR	LAVIPHARM SA (CR)	---	---	---	---	---	---	---	---	
MYTILBOR	METLEN ENERGY & METALS (CR)	---	---	---	---	---	---	---	236,001	
MIGBOR	MIG (CR)	541	---	---	---	---	---	---	39,913	

Stock Lending Notes

[1] - Multilateral contracts Lending or Borrowing as per Methods 8-1, 8-2 and 8-3-3 (According to ATHEX BoD Resolution No.17)

[2] - Bilateral Contracts Lending or Borrowing as per Methods 8-3-1 and 8-3-2 & Contracts as per Method 4 (According to ATHEX BoD Resolution No.20)

[3] - The information concerning OTC Stock Borrowing Transactions is based on the statements of the Dematerialised Securities System (DSS) operators involved and refers to volumes that have been registered up until the previous working day.

[4] - Average Price (Volume weighted)

[5] - The Data concerning Open Interest before the start of trading session

Lending Products	Underlying Title	Multilateral Transactions[1]					Bilateral Transactions[2]		Stock Borrowing through OTC (volume)[3]
		Open Interest[5]	Volume(Offered)	Average Weighted	Transactions volume	Average Weighted	Transactions Volume	Average Weighted	Transactions Volume
MOHBOR	MOTOR OIL (CR)	---	---	---	---	---	---	---	1,400,025
ETEBOR	NATIONAL BANK (CR)	66,793	---	---	3,000	4.33%	---	---	12,357,549
OPAPBOR	OPAP (CR)	3,000	---	---	---	---	---	---	1,695,168
OPTIMABOR	OPTIMA BANK (CR)	2,000	---	---	---	---	---	---	907,074
HTOBOR	OTE (CR)	---	---	---	---	---	---	---	2,301,985
PPABOR	P.P.A. S.A. (CR)	1,154	---	---	---	---	---	---	67,676
TPEIRBOR	PIRAEUS FINANCIAL HOLD (CR)	---	---	---	---	---	---	---	12,952,939
PPCBOR	PPC (CR)	10,000	---	---	---	---	---	---	3,269,484
PROFBOR	PROFILE SA (CR)	---	---	---	---	---	---	---	10,000
QUESTBOR	QUEST HOLDINGS (CR)	1,591	---	---	---	---	---	---	16,737
OLYMPBOR	TECHNICAL OLYMPIC SA (CR)	---	---	---	---	---	---	---	---
TENERGYBOR	TERNA ENERGY (CR)	---	---	---	---	---	---	---	489,643
EYAPSBOR	THESSALONIKA WATER & SEWERAGE	---	---	---	---	---	---	---	---
PLATBOR	THRACE PLASTICS SA (CR)	---	---	---	---	---	---	---	1,596
TITCBOR	TITAN CEMENT (CB)	3,390	---	---	---	---	---	---	200,084
VIOBOR	VIOHALCO SA/NV (CB)	---	---	---	---	---	---	---	---

Stock Lending Notes

[1] - Multilateral contracts Lending or Borrowing as per Methods 8-1, 8-2 and 8-3-3 (According to ATHEX BoD Resolution No.17)

[2] - Bilateral Contracts Lending or Borrowing as per Methods 8-3-1 and 8-3-2 & Contracts as per Method 4 (According to ATHEX BoD Resolution No.20)

[3] - The information concerning OTC Stock Borrowing Transactions is based on the statements of the Dematerialised Securities System (DSS) operators involved and refers to volumes that have been registered up until the previous working day.

[4] - Average Price (Volume weighted)

[5] - The Data concerning Open Interest before the start of trading session

Sectors codification for listed companies

12003-	ETF	10101010	Computer Services
10101015	Software	10102030	Computer Hardware
15101010	Telecommunications Equipment	15102015	Telecommunications Services
20101010	Health Care Facilities	20101025	Health Care Services
20102010	Medical Equipment	20103015	Pharmaceuticals
30101010	Banks	30202000	Diversified Financial Services
30202010	Asset Managers & Custodians	30202015	Investment Services
30204000	Closed End Investments	30302010	Full Line Insurance
30302015	Insurance Brokers	30302025	Property and Casualty Insurance
35101010	Real Estate Holding and Development	35101015	Real Estate Services
35102000	Diversified REITs	35102030	Office REITs
35102045	Retail REITs.	40201040	Rental & Leasing Services: Consumer
40202010	Home Construction	40202015	Household Furnishings
40202020	Household Appliance	40203040	Electronic Entertainment
40204020	Clothing & Accessories	40301010	Entertainment
40301030	Publishing	40301035	Radio & TV Broadcasters
40401010	Diversified Retailers	40401020	Apparel Retailers
40401025	Home Improvement Retailers	40401030	Specialty Retailers
40501010	Airlines	40501015	Travel & Tourism
40501020	Casinos & Gambling	40501025	Hotels & Motels
45101015	Distillers & Vintners	45101020	Soft Drinks
45102010	Farming Fishing Ranching & Plantations	45102020	Food Products
45103010	Tobacco	45201010	Food Retailers & Wholesalers
45201020	Personal Products	50101010	Construction
50101020	Building Roof/Wallboard and Plumbing	50101030	Cement
50101035	Building Materials: Other	50202010	Electrical Components
50203015	Plastics	50203030	Containers & Packaging
50204000	Machinery: Industrial	50204020	Machinery: Construction & Handling
50205010	Industrial Suppliers	50205020	Back Office Support HR & Consulting
50205030	Forms & Bulk Printing Services	50206015	Commercial Vehicles & Parts
50206030	Marine Transportation	50206060	Transportation Services
55101000	Diversified Materials	55101020	Textile Products
55102000	General Mining	55102010	Iron & Steel
55102015	Metal Fabricating	55102035	Aluminum
60101020	Oil Refining and Marketing	65101010	Alternative Electricity
65101015	Conventional Electricity	65102000	Multi-Utilities
65102030	Water		



ATHEX
Athens Stock Exchange

Λεωφ. Αθηνών 110 104 42 Αθήνα
110, Athinon Ave. GR 104 42 Athens
tel. (+30)210-33.66.800, fax (+30)210-33.66.101
www.athexgroup.gr