

24

Ημερήσιο Δελτίο
Συναλλακτικής Δραστηριότητας

Daily Official List
of Trading Activity

Wednesday, 6 November, 2024

Year: 145 Trading Day No: 211



ATHEXGROUP
Athens Exchange Group

Disclaimer:

Hellenic Exchanges-Athens Stock Exchange S.A. endeavours to ensure that the data and other material ("Information") presented on the Daily Official List are accurate and complete, but it is not liable for any errors or omissions of data or /and for the accuracy, credibility, updating and completeness of the aforesaid information nor it has any liability arising directly or indirectly from the use of the above Information.

The Company is not liable for the accuracy of the data included in listed companies' announcements. Only the sender of such an announcement is fully and solely liable for any infringement of third party's rights from the content of such announcement. All contents of the Daily Official List are provided only for information purposes and do not constitute investment advice or solicitation to invest in securities or other products listed for trading on the Exchange.

You acknowledge and agree that the Company is the owner of any property rights related to any Information appearing on the Daily Official List including intellectual property rights copyright, trademarks, etc.

The above data are a property of the Hellenic Exchanges-Athens Exchange and are copyright protected. Users are forbidden to reproduce, modify, copy, sale, transmit or redistribute, by all reproduction means and methods, part or the whole of the above data, without reference to their source.

The commercial exploitation of these data is, also, forbidden by third parties. Hellenic Exchanges-Athens Exchange does not carry any responsibility, direct or indirect, derived from usage or accidental alteration of the above data when used by third parties.

Hellenic Exchanges – Athens Stock Exchange S.A.

110 Athinon Ave., 10442 Athens, Tel: (210) 33.66.800, Fax: (210) 32.13.938

www.athexgroup.gr

Thessalonica Stock Exchange Center (T.S.E.C)

16-18 Katouni Str., Thessalonica 546 25 Tel: (2310) 567.667, Fax: (2310) 530.545

Athex Members Guarantee Fund

14-16 Fidiou Str., Athens 106 78, Tel: (210) 33.04.682, Fax: (210) 33.04.155

Hellenic Republic Capital Market Commission

1 Kolokotroni Str. & 1 Stadiou Str., Athens 10562 Tel: (210) 33.77.100 Fax: (210) 33.77.173

Table of Contents

Section 1: Statistical Figures of Securities, Derivatives and Lending

Summary of Markets

Athex Indices

Analytic Figures for Athex Market's Boards and Categories

Trading Details by Athex Sectors and Financial Instruments (ETFs)

Top 10 best & worst performing Shares

Derivatives Summary

Section 2: Analytic Figures of Shares Transactions

Analytic Figures of Shares Transactions

Shares' Notes

Section 3: Figures of Securities Transactions

Securities Blocks Details

Shares Rights Details

Stock Borrowing

Forced Sales Details

Forced Sales Registered Shares

Exchange Traded Funds (ETFs) Characteristics

Section 5: Bonds traded in Fixed Income Assets Market

Convertible Corporate Bonds - Regulated Market

Non Convertible Corporate Bonds - Regulated Market

Government Bonds

Treasury Bills & Zero Coupon Government Bonds

Government Bonds Traded with the Open Outcry Method

State Banks Bonds

Section 6: Additional Infos

Athex & ATHEXClear Members List

List of Stocks under Market Making operations

Section 7: Derivatives Market Analytic Figures

Index Futures

Stock Futures

Index Options

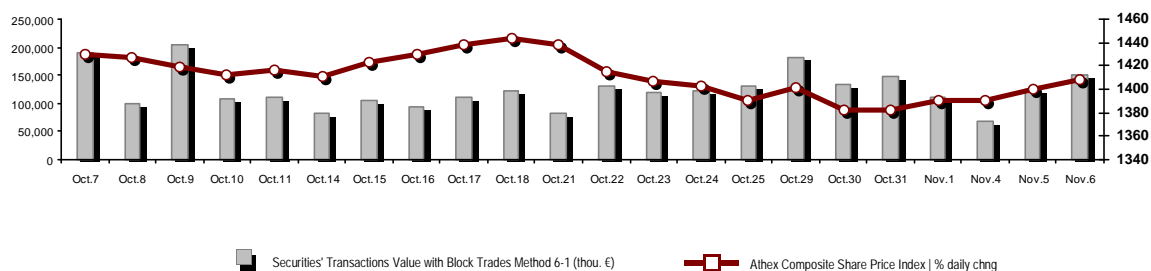
Stock Options

Stock Lending Analytic Figures

Appendix A: Sectors codification for listed companies

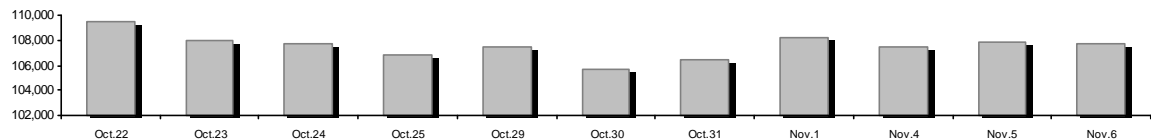
Summary of Markets

Athex Composite Share Price Index vs Shares and Derivatives Transactions Value

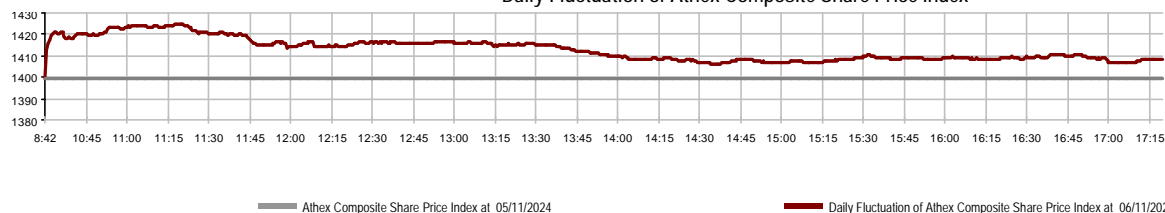


Athex Capitalisation (mill. €) **:	107,666.79		Derivatives Total Open Interest	486,749
Daily change: mill. € %	-196.83	-0.18%	in Index Futures % daily chng	5,983 -0.15%
Yearly Avg Capitalisation: mill. € % chng prev year Avg	98,106.25	22.04%	in Stock Futures % daily chng	479,336 0.48%
Athex Composite Share Price Index % daily chng	1,408.57	0.64%	in Index Options % daily chng	933 4.48%
Athex Composite Share Price Index Capitalisation (mill. €)	91,512.53		in Stock Options % daily chng	497 0.00%
Daily change (mill. €)	573.54			
Securities' Transactions Value with Block Trades Method 6-1 (t)	149,615.97		Derivatives Contracts Volume:	39,107
Daily change: %	24,370.52	19.46%	Daily change: pieces %	22,221 131.59%
YtD Avg Trans. Value: thou. € % chng prev year Avg	130,870.70	19.44%	YtD Avg Derivatives Contracts % chng prev year Avg	35,991 -18.13%
Blocks Transactions Value of Method 6-1 (thou. €)	21,732.57		Derivatives Trades Number:	2,188
Blocks Transactions Value of Method 6-2 & 6-3 (thou. €)	0.00		Daily change: number %	1,287 142.84%
Bonds Transactions Value (thou.€)	1,295.56		YtD Avg Trades number % chng prev year Avg	1,825 -21.69%
Securities' Transactions Volume with Block Trades Method 6-1 (tho)	34,987.16		Lending Total Open Interest	126,788
Daily change: thou. pieces %	5,333.63	17.99%	Daily change: pieces %	-5,209 -3.95%
YtD Avg Volume: % chng prev year Avg	28,488.60	-15.26%	Lending Volume (Multilateral/Bilateral)	27,193
Blocks Transactions Volume of Method 6-1 (thou. Pieces)	5,549.04		Daily change: pieces %	26,345
Blocks Transactions Volume of Method 6-2 & 6-3 (thou. Pieces)	0.00		Multilateral Lending	25,193
Bonds Transactions Volume	1,311,000		Bilateral Lending	2,000
Securities' Trades Number with Block Trades Method 6-1	37,593		Lending Trades Number:	7
Daily change: number %	10,632	39.43%	Daily change: %	4
YtD Avg Trades number % chng prev year Avg	36,619	1.09%	Multilateral Lending Trades Number	5
Number of Blocks Method 6-1	24		Bilateral Lending Trades Number	2
Number of Blocks Method 6-2 & 6-3	0			
Number of Bonds Transactions	196			

Athex Capitalisation (mill. €) **



Daily Fluctuation of Athex Composite Share Price Index



Athex Indices

Index name	06/11/2024	05/11/2024	pts.	%	Min	Max	Year min	Year max	Year change
Athex Composite Share Price Index	1,408.57 #	1,399.66	8.91	0.64%	1,399.66	1,424.79	1,293.14	1,505.35	8.93% #
Athex Composite Index Total Return Index	2,662.34 #	2,645.49	16.85	0.64%	2,645.49	2,692.99	2,355.44	2,789.06	13.03% #
Athex ESG Index	1,604.92 #	1,592.05	12.87	0.81%	1,592.05	1,623.84	1,471.77	1,722.97	9.05% #
ATHEX Alternative Market Price Index	14,564.51 #	14,549.00	15.51	0.11%	14,503.11	14,732.72	9,352.11	15,435.43	55.74% #
FTSE/Athex Large Cap	3,416.29 #	3,388.93	27.36	0.81%	3,388.93	3,456.53	3,122.79	3,665.50	9.40% #
FTSE/Athex Mid Cap Index	2,258.52 €	2,267.40	-8.88	-0.39%	2,252.29	2,294.92	2,054.77	2,459.55	0.34% #
FTSE/ATHEX High Dividend Yield Index	3,819.99 #	3,812.72	7.27	0.19%	3,809.23	3,878.42	3,629.54	4,217.66	1.29% #
FTSE/Athex Market Index	816.99 #	810.47	6.52	0.80%	810.47	826.65	746.82	875.18	9.40% #
FTSE/Athex Banks	1,210.78 #	1,196.66	14.12	1.18%	1,196.66	1,228.05	1,057.67	1,354.57	14.05% #
FTSE/ATHEX TECHNOLOGY & TELECOMMUNICAT	5,582.55 €	5,613.32	-30.77	-0.55%	5,566.70	5,673.72	4,915.95	5,868.21	10.06% #
FTSE/ATHEX FINANCIAL SERVICES	5,682.96 #	5,617.53	65.43	1.16%	5,617.53	5,764.29	4,996.31	6,357.41	13.34% #
FTSE/ATHEX REAL ESTATE	4,875.84 €	4,879.67	-3.83	-0.08%	4,869.09	4,912.78	4,507.00	5,120.52	-1.71% €
FTSE/ATHEX CONSUMER DISCRETIONARY	4,875.52 #	4,862.42	13.10	0.27%	4,852.96	4,912.48	4,663.68	5,557.48	-2.80% €
FTSE/ATHEX CONSUMER STAPLES	6,674.83 #	6,533.15	141.68	2.17%	6,533.15	6,676.17	5,069.68	6,705.26	31.18% #
FTSE/ATHEX INDUSTRIALS	6,466.28 #	6,391.85	74.43	1.16%	6,391.85	6,551.09	5,044.08	6,784.09	27.25% #
FTSE/ATHEX BASIC MATERIALS	4,617.12 €	4,634.64	-17.52	-0.38%	4,617.12	4,701.84	4,369.10	5,876.05	-5.19% €
FTSE/ATHEX ENERGY & UTILITIES	4,765.43 €	4,772.04	-6.61	-0.14%	4,765.43	4,838.62	4,536.38	5,474.06	-4.46% €
Athex All Share Index	354.08 €	354.73	-0.65	-0.18%	354.08	354.08	304.60	367.53	17.25% #
Hellenic Mid & Small Cap Index	2,011.19 #	2,006.39	4.80	0.24%	2,006.39	2,035.77	1,881.89	2,157.15	4.26% #
FTSE/Athex Large Cap Total Return	5,877.03 #	5,829.96	47.07	0.81%			5,201.70	6,187.73	13.74% #
FTSE/Athex Mid Cap Total Return	3,092.78 €	3,104.94	-12.16	-0.39%			2,872.41	3,302.69	2.03% #
MSCI GREECE REBASED	5,306.50 #	5,272.27	34.23	0.65%	5,272.27	5,372.89	4,964.20	5,837.84	6.46% #
Hellenic Corporate Bond Index	137.23 #	137.17	0.06	0.04%			129.54	137.23	5.86% #
Hellenic Corporate Bond Price Index	93.22 #	93.19	0.03	0.03%			90.52	93.35	2.84% #

Note 1: FTSE/Med 100, Hellenic Corporate Bond Price Index and Hellenic Corporate Bond Index closing prices refer to the previous trading day of 04/11/2024.

Note 2: The Hellenic Mid & Small Cap Index is a Customized index calculated by the Athens Exchange.

Analytic Figures for Athex Market's Boards and Categories

	Total Traded Securities	Main Market	Surveillance	Exchange Traded Funds (ETFs)
Totals	123	117	5	1
Gain / Lose / Same:	57 / 34 / 32	55 / 34 / 28	1 / 0 / 4	1 / 0 / 0
Athex Capitalisation (mill. €) **	107,666.79	107,602.40	64.39	
Daily Average Trans/ons Value(thou.€)	130,870.70	130,760.69	29.59	236.58
Transactions Value	149,615.97	149,496.88	4.45	114.64
Main Board:	127,883.40	127,764.30	4.45	114.64
Blocks Board 6_2_3:	21,732.57	21,732.57	0.00	0.00
Forced Sales Board:	0.00	0.00	0.00	0.00
Special Terms Board:	0.00	0.00	0.00	0.00
Daily Average Transactions Volume	28,488,601	28,369,307	131,939	6,838
Transactions Volume	34,987,155	34,965,369	18,442	3,344
Main Board:	29,438,117	29,416,331	18,442	3,344
Blocks Board 6_2_3:	5,549,038	5,549,038	0	0
Forced Sales Board:	0	0	0	0
Special Terms Board:	0	0	0	0
Daily Average Number of Trades	36,619	36,519	57	44
Number of Trades	37,593	37,530	33	30
Main Board:	37,569	37,506	33	30
Blocks Board 6_2_3:	24	24	0	0
Forced Sales Board:	0	0	0	0
Special Terms Board:	0	0	0	0

Trading Details by Athex Sectors and Financial Instruments (ETFs)

Code	Sectors	Gain / Lose / Same	Number of Trades	Transactions Volume	Transactions Value	% of Total Trans. Value
3010	- Banks	4 / 2 / 2	16,452	28,388,310	90,437,393.35	60.45%
5510	- Basic Resources	7 / 3 / 5	765	232,804	678,100.92	0.45%
5010	- Construction & Materials	6 / 2 / 5	3,138	1,262,006	6,283,900.76	4.20%
4020	- Consumer Products & Services	3 / 2 / 1	239	55,436	319,127.98	0.21%
6010	- Energy	2 / 1 / 1	1,945	446,486	5,257,654.16	3.51%
12000	- Financial Instruments	1 / 0 / 0	30	3,344	114,640.35	0.08%
3020	- Financial Services	3 / 0 / 2	419	51,470	233,983.33	0.16%
4510	- Food Beverage & Tobacco	5 / 0 / 2	359	74,403	1,716,404.00	1.15%
2010	- Health Care	2 / 1 / 0	104	41,162	33,999.37	0.02%
5020	- Industrial Goods & Services	7 / 5 / 3	2,235	600,995	4,206,055.99	2.81%
3030	- Insurance	1 / 0 / 0	26	3,129	13,582.34	0.01%
4030	- Media	0 / 1 / 0	41	13,697	6,511.48	0.00%
4520	- Personal Care, Drug & Grocery Stores	1 / 1 / 0	305	52,317	544,284.60	0.36%
3510	- Real Estate	3 / 5 / 4	861	228,480	778,071.82	0.52%
4040	- Retail	3 / 2 / 2	877	156,579	1,775,289.87	1.19%
1010	- Technology	4 / 3 / 3	964	239,695	883,688.58	0.59%
1510	- Telecommunications	1 / 1 / 0	1,771	422,554	6,473,362.74	4.33%
4050	- Travel & Leisure	1 / 3 / 1	2,309	1,090,364	4,967,619.02	3.32%
6510	- Utilities	3 / 2 / 1	4,753	1,623,924	24,892,303.10	16.64%

Top 10 best & worst performing Shares

Main Market

With positive Price change	Closing price	change	With negative Price change	Closing price	change
IKTINOS HELLAS SA (CR)	0.305	5.35% #	P.P.A. S.A. (CR)	28	-3.45% €
KRI-KRI S.A. (CR)	14.2	4.03% #	ILYDA S.A. (CR)	1.695	-3.14% €
TITAN CEMENT (CB)	33.9	2.73% #	QUALITY & RELIABILITY SA (CR)	1.052	-2.41% €
CC HBC AG (CR)	33.86	2.42% #	INTRALOT (CR)	0.996	-1.97% €
JUMBO SA (CR)	24.74	2.23% #	FOURLIS (CR)	3.65	-1.88% €
PREMIA (CR)	1.166	2.10% #	INTRACOM HOLDINGS (CR)	2.74	-1.62% €
PIRAEUS FINANCIAL HOLD (CR)	3.73	2.05% #	ALUMIL (CR)	3.29	-1.50% €
LAVIPHARM SA (CR)	0.75	2.04% #	BRIQ PROPERTIES (CR)	2.03	-1.46% €
EUROCONSULTANTS S.A. (CR)	1.13	1.80% #	ELVALHALCOR (CR)	1.744	-1.25% €
ELLAKTOR (CR)	1.784	1.71% #	OPAP (CR)	15.1	-1.18% €
With the highest Transactions Value	Value (thou. €)	change	With the highest Transactions Volume	Volume	change
PIRAEUS FINANCIAL HOLD (CR)	36,928.86	2.05% #	PIRAEUS FINANCIAL HOLD (CR)	9,930,526	2.05% #
NATIONAL BANK (CR)	28,211.50	0.96% #	ALPHA SERVICES HOLD (CR)	9,224,320	1.17% #
ALPHA SERVICES HOLD (CR)	13,324.65	1.17% #	EUROBANK HOLDINGS (CR)	5,315,500	1.09% #
EUROBANK HOLDINGS (CR)	10,655.40	1.09% #	NATIONAL BANK (CR)	3,717,644	0.96% #
TERNA ENERGY (CR)	9,656.21	0.10% #	INTRALOT (CR)	797,127	-1.97% €
PPC (CR)	7,810.38	-1.08% €	IKTINOS HELLAS SA (CR)	682,862	5.35% #
METLEN ENERGY & METALS (CR)	6,671.67	0.31% #	PPC (CR)	643,550	-1.08% €
OTE (CR)	6,472.18	-1.10% €	TERNA ENERGY (CR)	490,003	0.10% #
OPAP (CR)	3,763.72	-1.18% €	OTE (CR)	422,355	-1.10% €
MOTOR OIL (CR)	3,445.91	-0.20% €	HELLENIQ ENERGY (CR)	261,742	0.74% #

Note: Stocks that are not included in the "Under Supervision" category, and the transactions value is more than 10,000 €.

Derivatives Summary

	Number of Trades	Volume	Open Interest
Index Futures	357	1,380	5,983
FTSE/Athex Banks	2	2	1,613
FTSE/Athex Large Cap	355	1,378	4,360
MSCI GREECE REBASED	0	0	10
Stock Futures	1,811	37,565	479,336
ADMIE (IPTO) HOLDING S.A. (CR)	23	1,390	26,911
AEGEAN AIRLINES (CR)	13	50	3,132
ALPHA SERVICES HOLD (CR)	299	15,383	199,616
ATHENS INTL AIRPORT (CR)	6	90	664
AUTOHELLAS SA (CR)	0	0	128
AVAX S.A. (CR)	2	7	1,235
BANK OF CYPRUS (CR)	0	0	0
CC HBC AG (CR)	12	23	117
CENERGY HOLDINGS (CB)	49	183	5,349
ELLAKTOR (CR)	19	117	3,506
ELVALHALCOR (CR)	14	83	3,844
EUROBANK HOLDINGS (CR)	135	3,051	18,920
EYDAP S.A. (CR)	1	2	4,027
FOURLIS (CR)	9	38	948
GEK TERNA (CR)	45	259	11,165
HELLENIC EXCHANGES-A.S.E. (CR)	14	43	3,704
HELLENIQ ENERGY (CR)	10	74	5,022
INTRACOM HOLDINGS (CR)	22	267	6,761
INTRAKAT (CR)	17	57	2,089
JUMBO SA (CR)	7	20	144
LAMDA DEVELOPMENT SA (CR)	18	67	5,898
METLEN ENERGY & METALS (CR)	59	198	4,803
MIG (CR)	0	0	112
MOTOR OIL (CR)	45	221	6,691
NATIONAL BANK (CR)	247	1,965	18,312
OPAP (CR)	2	15	861
OPTIMA BANK (CR)	0	0	83
OTE (CR)	24	43	2,683
P.P.A. S.A. (CR)	7	20	77
PIRAEUS FINANCIAL HOLD (CR)	543	12,777	101,255
PPC (CR)	133	989	19,720
QUEST HOLDINGS (CR)	2	2	195
TERNA ENERGY (CR)	1	2	16,630
TITAN CEMENT (CB)	16	52	341
VIOHALCO SA/NV (CB)	17	77	4,393
Index Options	19	154	933
FTSE/Athex Large Cap	19	154	933
Stock Options	1	8	497
ALPHA SERVICES HOLD (CR)	0	0	0
NATIONAL BANK (CR)	1	8	361
OPAP (CR)	0	0	91
OTE (CR)	0	0	2
PIRAEUS FINANCIAL HOLD (CR)	0	0	0
PPC (CR)	0	0	43
Total Derivatives Traded	2,188	39,107	486,749

Daily Official List

Year: 145 Trading Day No: 211

Section 2: Analytic Figures of Shares Transactions

Wednesday, 6 November, 2024

Number of Outstanding Securities	Nominal Value	Dividends [1]			Date of Last Coupon		Note	Shares	Closing price	% change	Previous closing price/date	Open price	Price min	Price max	Last price	Avg price	Last Bid [7]	Last Ask [7]	P/E after tax	Year	Volume	Trades	Transactions Value[8]	Company Mkt Value (thou. €)	Year low	Year high	Sector[4]	
		2021	2022	2023	Dividend [2]	Right																						
3,307,500	0.210	---	0.4	0.4	23/10/2024	30/11/2022	---	ELVE SA (CR)	4.82	-0.82	4.86	05/11/2024	4.72	4.62	4.84	4.76	4.791	21@4.76	300@4.82	9.00	2023	1,001	18	4,796.16	15,942.15	4.62	5.85	40204020
86,735,980	0.310	---	---	0.02	22/07/2024	07/09/2023	---	ATHENS MEDICAL CENTER SA (CR)	1.5	1.35	1.48	05/11/2024	1.515	1.47	1.515	1.5	1.479	400@1.46	368@1.48	---	---	2,192	14	3,242.37	130,103.97	1.44	2.03	20101025
3,417,600	0.100	0.016	0.016	0.016	04/07/2024	02/04/2024	---	INTERWOOD-XYLEMPORIA (PR)	0.398	---	0.398	05/11/2024	0.408	0.408	0.408	0.408	0.408	---	1440@0.408	---	---	124	1	50.59	13,441.23	0.252	0.595	50101020
2,760,000	11.83	11	11.8	12.4	03/06/2024	16/07/1990	---	KARELIA (CR)	346	---	346	05/11/2024	348	346	348	346	347.143	4@336.00	199@346.00	---	---	7	3	2,430.00	954,960.00	312	360	45103010
6,700,000	0.800	0.047	0.047	0.047	23/07/2024	29/05/2014	---	MILLS KEPENOS (CR)	1.92	---	1.92	05/11/2024	---	---	---	---	---	---	20@1.90	20.62	2023	---	---	---	12,864.00	1.35	2.26	45102020
18,017,472	0.360	---	---	---	11/10/2024	28/08/2017	---	DOMAINE COSTA LAZARIDI (CR)	1.7	1.80	1.67	05/11/2024	1.68	1.68	1.73	1.73	1.699	800@1.68	1500@1.70	---	---	3,000	6	5,096.58	30,629.70	1.6	1.9	45101015
21,364,000	1.12	---	0.4	---	21/08/2023	08/03/2023	---	LAMPASA HOTEL SA (CR)	37.4	---	37.4	05/11/2024	---	---	---	---	---	75@37.40	75@38.60	---	---	---	---	---	799,013.60	28.4	39.8	40501025
5,939,268	0.620	---	---	---	10/07/2003	03/01/2002	---	LANAKAM SA (CR)	0.89	---	0.89	05/11/2024	0.91	0.89	0.975	0.89	0.895	200@0.870	340@0.890	---	---	751	3	672.43	5,285.95	0.815	1.18	40401020
9,819,370	0.500	---	---	---	14/08/2007	09/01/2004	---	MATHIOS REFRACTORY SA (CR)	0.65	---	0.65	05/11/2024	0.67	0.67	0.67	0.67	0.67	800@0.612	200@0.666	---	---	10	1	6.70	6,382.59	0.62	1.3	55101000
32,188,050	0.700	---	---	---	21/07/2008	20/01/2000	---	MOUZAKIS (CR)	0.69	---	0.69	05/11/2024	0.66	0.65	0.66	0.65	0.653	100@0.660	200@0.690	---	---	300	2	196.00	22,209.75	0.595	0.92	55101020
43,200,000	1.00	0.0824	---	0.0383	19/08/2024	13/09/2023	---	MPLK KEDROS (CR)	3.68	---	3.68	05/11/2024	3.67	3.67	3.68	3.68	3.676	200@3.68	200@3.74	---	---	4,656	41	17,115.67	158,976.00	3.2	3.69	35102000
6,340,000	0.600	0.17	0.1	0.2	11/12/2023	11/01/2024	---	NAKAS MUSIC	3.12	---	3.12	05/11/2024	3.12	3.12	3.12	3.12	3.12	200@2.90	17@3.12	---	---	10	1	31.20	19,780.80	2.5	3.18	40401030
27,379,200	0.980	---	0.45	0.5001	01/08/2024	29/08/2022	---	CRETE PLASTICS SA (CR)	15	---	15	05/11/2024	15	15	15	15	200@13.90	1000@14.90	---	---	5	1	75.00	410,688.00	13.8	16.4	50203015	
255,494,534	2.71	0.279	0.255	0.247	14/06/2024	30/09/2021	---	PRODEA (CR)	6.2	---	6.2	05/11/2024	6.4	6.25	6.4	6.4	6.399	100@5.85	207@6.40	---	---	105	3	671.85	1,584,066.11	6.2	8	35102000
4,181,450	0.500	---	---	---	21/08/2000	05/03/2002	---	FLOUR MILLS SARANTOPOULOS SA	1.07	---	1.07	05/11/2024	---	---	---	---	---	---	271@1.10	---	---	---	---	---	4,474.15	0.965	1.17	45102020

Exchange Traded Funds (ETFs)

971,502	---	---	---	---	15/06/2016	---	ALPHA ETF FTSE Athex Large Cap	34.22	1.27	33.79	05/11/2024	33.79	33.79	34.48	34.22	34.282	100@33.90	3@35.00	---	---	3,344	30	114,640.35	---	31.58	38	12003
---------	-----	-----	-----	-----	------------	-----	--------------------------------	-------	------	-------	------------	-------	-------	-------	-------	--------	-----------	---------	-----	-----	-------	----	------------	-----	-------	----	-------

Surveillance

89,078,604	0.040	---	---	---	07/07/2010	16/01/2024	5160	FRIGOGLASS SA (CR)	0.21	1.94	0.206	05/11/2024	0.21	0.21	0.21	0.21	0.21	1600@0.206	4433@0.208	---	2023	15,295	22	3,211.95	18,706.51	0.172	0.44	50204000
13,191,620	0.620	---	---	---	04/08/2010	09/09/2002	5232	YALCO - CONSTANTINOU (CR)	0.162	---	0.162	05/11/2024	---	---	---	---	---	---	227@0.160	---	---	---	---	---	2,137.04	0.146	0.208	40202020
17,579,754	4.16	---	---	---	18/08/2006	02/08/2010	---	BIOTER SA (CR)	0.294	---	0.294	05/11/2024	---	---	---	---	---	---	287@0.266	---	---	---	---	---	5,168.45	0.2	0.436	50101010
54,654,600	0.050	---	---	---	01/07/1998	30/12/2022	5275	VIS SA (CR)	0.132	---	0.132	05/11/2024	---	---	---	---	---	450@0.132	1218@0.145	---	2023	---	---	---	7,214.41	0.128	0.288	50203030
51,754,364	0.300	---	---	---	23/12/2003	24/01/2007	5197	SELECTED TEXT. IND. ASSOC (CR)	0.132	---	0.132	31/10/2024	---	---	---	---	---	---	---	---	---	---	---	---	6,831.58	0.1	0.164	55101020
15,842,391	1.51	---	---	---	15/07/2009	12/05/2000	5141	BITROS HOLDING SA (CR)	0.62	---	0.62	05/11/2024	0.56	0.56	0.56	0.56	0.56	---	630@0.590	---	---	630	2	352.80	9,822.28	0.41	0.755	55102010
24,319,250	0.300	---	---	---	09/07/2002	04/07/2007	5165	PROODEFTIKH SA (CR)	0.262	---	0.262	05/11/2024	0.28	0.28	0.28	0.28	0.28	2000@0.266	3853@0.280	---	---	2,447	5	685.16	6,371.64	0.2	0.4	50101010
28,438,268	0.070	---	---	---	21/08/2006	24/11/1999	5253	SPIROY AGRICULTURE SA (CR)	0.127	---	0.127	05/11/2024	0.138	0.138	0.138	0.138	0.138	5000@0.120	480@0.138	---	---	20	1	2.76	3,611.66	0.115	0.252	45102010
1,011,000	1.00	---	---	---	01/07/2004	11/12/2012	5193	TRIA ALFA SA (CR)	4.48	---	4.48	05/11/2024	4.04	4.04	4.04	4.04	4.04	---	80@4.38	---	2023	50	3	202.00	4,529.28	3.92	8.95	55101020

Suspension Status

12,417,000	0.310	---	---	---	27/08/2019	28/08/2017	5233	MLS MULTIMEDIA SA (CR)	0.57	---	0.57	12/05/2020	---	---	---	---	---	---	---	---	---	---	---	---	7,077.69	0.57	0.57	10101015
65,326,268	0.530	---	---	---	04/07/2007	19/07/2006	4750	SATO SA (CR)	0.028	---	0.028	05/09/2024	---	---	---	---	---	---	---	---	---	---	---	---	1,829.14	0.027	0.067	40202015
3,961,300	1.28	---	---	---	29/06/2004	03/08/2000	5248	DUROS SA (CR)	0.25	---	0.25	24/04/2023	---	---	---	---	---	---	---	---	---	---	---	---	990.33	0.25	0.25	40204020
10,203,575	0.730	---	---	---	16/07/2007	18/10/1999	---	FIERATEX SA (CR)	0.359	---	0.359	30/04/2024	---	---	---	---	---	---	---	---	---	---	---	---	3,663.08	0.335	0.538	55101020

Shares' Notes

Code	Note text
()	- Adjusted dividends.
*	- Last adjusted closing price.
[1]	- Net dividends.
[2]	- The "Date of Last Coupon" for New listings refers to the date company's stocks started to trade in Athex
[3]	- The Company Market Value is referred to the number of outstanding shares
[4]	- Sectors codification can be found in Appendix A
[5]	- The Market Value refers to the total number of shares listed (including their several classes) in the exchange by the company.
[6]	- P/E greater than 100
[7]	- Last view of the Order Book before the end of the trading session
[8]	- All Blocks Methods' Transactions Value are included.
4750	- Transfer to the Under Surveillance Category from 8/4/2011.
5093	- Transfer to the Surveillance Category as of 8/4/2015.
5141	- Transfer to the Surveillance Category as of 10/05/2017.
5160	- Transfer to the Surveillance Category as of 15/04/2016.
5165	- Transfer to the Surveillance Category as of 15/02/2018.
5193	- Transfer to the Surveillance Category as of 25/10/2018.
5197	- Transfer to the Surveillance Category as of 07/11/2018.
5232	- Transfer to the Under Surveillance Category from 08/04/2011.
5233	- Suspension of trading as of 13/05/2020.
5248	- Transfer to the Surveillance Category as of 06/09/20116.
5253	- Transfer to the Surveillance Category as of 14/5/2021.
5275	- Transfer to the Surveillance Category as of 09/07/2020.

Securities Blocks Details

Securities	Block Volume	Price	Block Trade Value	Time of approval	Note
PIRAEUS FINANCIAL HOLD (CR)	105,769	3.73	394,835.68	10:38:31	20
TERNA ENERGY (CR)	87,871	19.70	1,731,058.70	10:40:49	20
ALPHA SERVICES HOLD (CR)	337,499	1.46	492,579.79	11:22:28	20
PIRAEUS FINANCIAL HOLD (CR)	108,711	3.76	408,753.36	11:22:48	20
ALPHA SERVICES HOLD (CR)	806,000	1.46	1,175,954.00	11:44:50	20
HELLENIQ ENERGY (CR)	88,617	6.91	611,900.39	12:15:25	20
PIRAEUS FINANCIAL HOLD (CR)	200,000	3.75	749,200.00	12:28:39	20
PIRAEUS FINANCIAL HOLD (CR)	140,000	3.74	522,900.00	13:01:31	20
PIRAEUS FINANCIAL HOLD (CR)	100,000	3.74	374,200.00	13:31:12	20
PIRAEUS FINANCIAL HOLD (CR)	1,155,853	3.69	4,268,565.13	14:20:23	20
NATIONAL BANK (CR)	150,000	7.51	1,126,500.00	15:00:19	20
PIRAEUS FINANCIAL HOLD (CR)	155,000	3.69	571,640.00	15:22:07	20
EUROBANK HOLDINGS (CR)	276,143	2.00	551,319.50	15:36:11	20
PIRAEUS FINANCIAL HOLD (CR)	250,000	3.69	922,500.00	15:46:07	20
NATIONAL BANK (CR)	108,146	7.56	817,043.03	15:47:17	20
PIRAEUS FINANCIAL HOLD (CR)	116,624	3.69	430,342.56	15:49:11	20
PIRAEUS FINANCIAL HOLD (CR)	400,000	3.69	1,475,600.00	15:50:46	20
METLEN ENERGY & METALS (CR)	12,805	32.40	414,882.00	15:53:07	20
NATIONAL BANK (CR)	100,000	7.55	755,000.00	16:02:15	20
NATIONAL BANK (CR)	50,000	7.55	377,600.00	16:20:54	20
NATIONAL BANK (CR)	50,000	7.55	377,700.00	16:20:54	20
NATIONAL BANK (CR)	100,000	7.56	755,600.00	16:39:57	20
PIRAEUS FINANCIAL HOLD (CR)	400,000	3.74	1,494,400.00	16:50:35	20
PIRAEUS FINANCIAL HOLD (CR)	250,000	3.73	932,500.00	16:58:50	20

Blocks Notes

- 9 - Method 6-1 / Special Fees
- 10 - Method 6-1 / Special Fees, SDS
- 14 - Method 6-3 / Settlement, Incomplete Buy and Sell
- 18 - Method 6-2 / SPOT 1
- 19 - Method 6-2 / SPOT 2
- 20 - Method 6-1 and Method 6-1 Same Day Settlement
- 21 - Other Pre-agreed

Shares Rights Details

Occured date	Exercise from	Exercise until	Trading until	Rights	Price min	Price max	Closing price	Last Bid	Last Ask	Volume	Trades	Transactions Value
--------------	---------------	----------------	---------------	--------	-----------	-----------	---------------	----------	----------	--------	--------	--------------------

No Rights Transactions.

Forced Sales Details

Securities	Category of Security	Transactions Volume	Number of Trades	Transactions Value	Note
------------	----------------------	------------------------	---------------------	-----------------------	------

No Forced Transactions.

Forced Sales Notes

- 1 - Compulsory Public Forced Sales
- 2 - Forced Sales of Fixed Registered Shares
- 3 - Forced Sales of Remaining Fractional Shares

Exchange Traded Funds (ETFs) Characteristics

	Transactions Date (T)	Creation / Redemption	Units (T-1)	New Units (T-1)	Redemption Units (T-1)	Units (T) [1]	Fund Assets [2]	Net Unit Price	Dividend per Unit	Dividend Date
ALPHA ETF FTSE Athex Large Cap	06/11/2024	5,000	971,502	---	---	971,502	32,930,440.00	33.8964	1.35	01/07/2024

ETFs Notes

[1] - Units (T) = Units (T-1) + New Units (T-1) - Redemption Units (T-1)

[2] - The Creation / Redemption Units of T-1 are included.

Non Convertible Corporate Bonds - Regulated Market

Num Listed Bonds	Nominal price	Issue price	Today's Rate	Exp. Date	Duration (years)	Note	Coupon		Trading Unit	Corporate Bonds	Accrued Int.	Yield.T.Mat	Price min	Price max	Closing price	Previous closing price/date	Volume	Transactions Value	Last order		ear min	Year max		
							Common	Preferred											Price	Buy / Sell			Date	
230,000	1,000.00	1,000.00	4.70	12/07/2029	7	---	5	---	1	LAMDA DEVELOPMENT S.A. (Non convertible)	15.5361	3.9740	101.0000	101.4000	101.1440	101.4000	05/11/2024	47,000	48,272.99	100.6500	B	36/11/2024	97.0000	103.1000
320,000	1,000.00	1,000.00	3.40	21/07/2027	7	---	9	---	1	LAMDA DEVELOPMENT S.A. (Non Convertible)	10.2944	3.7140	97.1000	97.8800	97.8500	97.7360	05/11/2024	62,000	61,011.05	97.1100	B	36/11/2024	92.0000	98.5000
200,000	1,000.00	1,000.00	2.10	27/10/2027	7	---	9	---	1	O.P.A.P. S.A. (Non Convertible)	0.5833	3.2640	95.6770	96.4500	96.0363	96.4740	05/11/2024	14,000	13,453.25	96.0000	B	36/11/2024	90.5800	96.6000
200,000	1,000.00	1,000.00	1.90	23/03/2028	7	---	8	---	1	MOTOR OIL CORINTH REFINERIES SA (Non Convertible)	2.4278	3.4170	94.4000	94.8000	94.6167	94.2700	05/11/2024	12,000	11,383.13	94.3001	B	36/11/2024	90.8477	95.0000
100,000	1,000.00	1,000.00	2.70	25/05/2026	5	---	7	---	1	COSTAMARE PARTICIPATIONS PLC (Non Convertible)	12.3750	2.4670	99.5500	100.0000	100.0000	100.0690	05/11/2024	33,000	33,268.88	99.5502	B	36/11/2024	94.2567	101.0000
300,000	1,000.00	1,000.00	2.30	20/07/2028	7	---	7	---	1	PRODEA REIC S.A.(Non Convertible)	6.9639	4.2260	92.7029	93.0000	92.7029	92.7450	05/11/2024	302,000	282,600.12	92.7002	B	36/11/2024	86.1234	93.2100
150,000	1,000.00	1,000.00	2.65	22/10/2026	5	---	7	---	1	CPLP SHIPPING HOLDINGS PLC (Non Convertible)	1.2514	4.2700	96.3700	96.4000	96.3946	96.8700	05/11/2024	35,000	33,781.92	96.3501	B	36/11/2024	93.0000	97.0000
250,000	1,000.00	1,000.00	2.45	16/11/2028	7	---	6	---	1	ELVALHALCOR S.A. (Non Convertible)	11.9778	3.8790	93.7000	94.1500	93.9485	94.0000	05/11/2024	52,000	49,476.05	93.8000	B	36/11/2024	88.4206	97.3000
120,000	1,000.00	1,000.00	2.65	06/12/2028	7	---	6	---	1	NOVAL PROPERTY REIC (Non Convertible)	11.4097	4.0320	93.5000	94.1000	93.9742	94.0000	05/11/2024	31,000	29,485.70	94.0000	B	36/11/2024	88.5000	95.2731
500,000	1,000.00	1,000.00	2.75	03/07/2027	7	---	9	---	1	GEK TERNA S.A. (Non Convertible)	9.7778	3.9180	95.8401	96.1000	95.9996	95.9670	05/11/2024	30,000	29,079.38	95.9000	B	36/11/2024	91.5500	97.0000
100,000	1,000.00	1,000.00	2.95	11/02/2027	5	---	6	---	1	SAFE BULKERS PARTICIPATIONS PLC (Non Convertible)	7.2111	4.1430	96.2600	97.4900	96.7868	97.0000	05/11/2024	18,000	17,551.42	96.2700	B	36/11/2024	92.0000	99.2000
120,000	1,000.00	1,000.00	3.95	04/04/2025	7	---	14	---	1	GEK TERNA S.A. (Non Convertible)	3.8403	2.5450	100.2000	100.3000	100.3000	100.2430	04/11/2024	12,000	12,080.08	100.2000	B	36/11/2024	98.1282	100.3000
100,000	1,000.00	1,000.00	4.40	26/07/2029	7	---	5	---	1	CPLP SHIPPING HOLDINGS PLC (Non Convertible)	12.8333	3.9030	99.0800	100.4000	100.4000	99.6520	05/11/2024	13,000	13,090.03	100.1000	B	36/11/2024	95.0948	101.4999
199,375	1,000.00	1,000.00	3.60	12/03/2026	7	---	12	---	1	AEGEAN AIRLINES S.A. (Non Convertible)	5.7000	2.5430	---	---	---	100.7000	05/11/2024	---	---	99.2800	B	36/11/2024	97.1458	101.0000
150,000	1,000.00	1,000.00	2.60	22/10/2026	7	---	11	---	1	TERNA ENERGY FINANCE S.A. (Non Convertible)	1.2278	3.2690	---	---	---	97.9420	05/11/2024	---	---	97.2110	B	36/11/2024	92.8293	97.9900
100,000	1,000.00	1,000.00	2.80	25/01/2027	5	---	6	---	1	PREMIA S.A. (Non Convertible)	8.2444	4.0810	---	---	---	96.6950	05/11/2024	---	---	94.7102	B	36/11/2024	90.9974	97.8048
500,000	1,000.00	1,000.00	4.00	10/07/2030	7	---	3	---	1	METLEN ENERGY & METALS S.A. (Non Convertible)	13.4444	3.7370	100.2500	100.4000	100.2901	100.3310	05/11/2024	597,000	606,983.30	100.2601	B	36/11/2024	98.3001	101.7900
100,000	1,000.00	1,000.00	5.50	15/12/2028	5	---	2	---	1	IDEAL HOLDINGS S.A. (Non Convertible)	22.0000	4.6130	102.2500	102.4000	102.2940	103.4400	05/11/2024	10,000	10,449.40	102.2200	B	36/11/2024	100.6502	104.1000

Corporate Bonds Notes

Transactions Volume = (Pieces) * (Nominal Price). Transactions Value = (Pieces) * (Nominal Price) * (price %) + (Accrued interest).

The price of a Bond is stated as a percentage (%) of Bond's Nominal Price.

Nominal Price in Euros (€), except if it is noted differently.

Non Convertible Corporate Bonds - Regulated Market

Num Listed Bonds	Nominal price	Issue price	Today's Rate	Exp. Date	Duration (years)	Note	Coupon		Trading Unit	Corporate Bonds	Accrued Int.	Yield.T.Mat	Price min	Price max	Closing price	Previous closing price/date	Volume	Transactions Value	Last order			ear min	Year max	
							Common	Preferred											Price	Buy / Sell	Date			
200,000	1,000.00	1,000.00	4.25	23/01/2029	5	---	2	---	1	AUTOHELLAS S.A. (Non Convertible)	12.7500	3.8860	100.1200	100.8500	100.8500	100.2640	05/11/2024	25,000	25,401.25	100.7500	B	36/11/2024	97.5000	101.5799
130,000	1,000.00	1,000.00	6.00	27/02/2029	5	---	2	---	1	INTRALOT S.A. (Non Convertible)	12.1667	5.2910	101.4000	102.4800	101.7257	102.3580	05/11/2024	14,000	14,411.93	102.0000	B	36/11/2024	100.0050	103.1000
300,000	1,000.00	1,000.00	2.30	14/12/2028	7	---	6	---	1	GEK TERNA S.A. (Non Convertible)	9.3917	3.8620	93.4600	93.4600	93.4600	93.4790	05/11/2024	4,000	3,775.97	93.4601	B	36/11/2024	86.5021	93.5000

Corporate Bonds Notes

Transactions Volume = (Pieces) * (Nominal Price). Transactions Value = (Pieces) * (Nominal Price) * (price %) + (Accrued interest).

The price of a Bond is stated as a percentage (%) of Bond's Nominal Price.

Nominal Price in Euros (€), except if it is noted differently.

Government Bonds

Number Listed Bonds	Nominal price	Today's Rate	Accrued Interest Calc	Exp. Date [1]	Duration (years)	Note	Coupons Date	Curr. coupon value	Trading Unit	Government Bonds	Price min	Price max	Closing price	Previous closing price/date	Volume	Transactions Value	Price	Last order Buy / Sell	Date
3,000,000	1,000.00	4.13	Actual/Actual	15/06/2054	30	---	15/06	4.13	1	GGB-FXD-150654-30Y-4.125-1.000	---	---	---	---	---	---	---	---	---
4,700,000	1,000.00	1.88	Actual/Actual	04/02/2035	15	---	04/02	1.88	1	GGB-FXD-040235-15Y-1.875-1.000	---	---	---	---	---	---	---	---	---
6,000,000	1,000.00	0.75	Actual/Actual	18/06/2031	10	---	18/06	0.75	1	GGB-FXD-180631-10Y-0.750-1.000	---	---	---	---	---	---	---	---	---
3,600,000	1,000.00	3.88	Actual/Actual	15/06/2028	5	---	15/06	3.88	1	GGB-FXD-150628-05Y-3.875-1.000	---	---	---	---	---	---	---	---	---
5,962,747,327	1.00	3.75	Actual/Actual	30/01/2028	10	---	/02 - 01/02 - 31/	3.75	1	GGB-FXD-300128-10Y-3.750-1.000	---	---	---	85.4610 13/07/2018	---	---	1.0000	B	28/11/2018
7,067,309,386	1.00	3.90	Actual/Actual	30/01/2033	15	---	/02 - 01/02 - 31/	3.90	1	GGB-FXD-300133-15Y-3.900-1.000	---	---	---	78.6730 13/07/2018	---	---	1.0000	B	28/11/2018
5,622,848,349	1.00	4.00	Actual/Actual	30/01/2037	19	---	/02 - 01/02 - 31/	4.00	1	GGB-FXD-300137-19Y-4.000-1.000	---	---	---	77.0370 13/07/2018	---	---	1.0000	B	28/11/2018
5,476,770,669	1.00	4.20	Actual/Actual	30/01/2042	24	---	/02 - 01/02 - 31/	4.20	1	GGB-FXD-300142-24Y-4.200-1.000	---	---	---	77.7640 13/07/2018	---	---	1.0000	B	28/11/2018
4,700,000	1,000.00	3.38	Actual/Actual	15/06/2034	10	---	15/06	3.38	1	GGB-FXD-150634-10Y-3.375-1.000	---	---	---	---	---	---	---	---	---
40,248,141	1.00	4.30	Actual/Actual	24/02/2025	13	---	24/02	4.30	1	GGB-FXD-240225-13Y-2.000-1.000	---	---	---	10.0000 22/06/2015	---	---	---	---	---
59,586,043	1.00	4.30	Actual/Actual	24/02/2026	14	---	24/02	4.30	1	GGB-FXD-240226-14Y-2.000-1.000	---	---	---	10.0000 22/06/2015	---	---	---	---	---
41,118,344	1.00	4.30	Actual/Actual	24/02/2027	15	---	24/02	4.30	1	GGB-FXD-240227-15Y-2.000-1.000	---	---	---	10.0000 22/06/2015	---	---	---	---	---
45,137,734	1.00	4.30	Actual/Actual	24/02/2028	16	---	24/02	4.30	1	GGB-FXD-240228-16Y-2.000-1.000	---	---	---	10.0000 22/06/2015	---	---	---	---	---
61,768,888	1.00	4.30	Actual/Actual	24/02/2029	17	---	24/02	4.30	1	GGB-FXD-240229-17Y-2.000-1.000	---	---	---	10.0000 22/06/2015	---	---	---	---	---
54,567,744	1.00	4.30	Actual/Actual	24/02/2030	18	---	24/02	4.30	1	GGB-FXD-240230-18Y-2.000-1.000	---	---	---	10.0000 22/06/2015	---	---	---	---	---
37,541,515	1.00	4.30	Actual/Actual	24/02/2031	19	---	24/02	4.30	1	GGB-FXD-240231-19Y-2.000-1.000	---	---	---	10.0000 22/06/2015	---	---	---	---	---
37,558,317	1.00	4.30	Actual/Actual	24/02/2032	20	---	24/02	4.30	1	GGB-FXD-240232-20Y-2.000-1.000	---	---	---	10.0000 22/06/2015	---	---	---	---	---
37,473,732	1.00	4.30	Actual/Actual	24/02/2033	21	---	24/02	4.30	1	GGB-FXD-240233-21Y-2.000-1.000	---	---	---	10.0000 22/06/2015	---	---	---	---	---
33,888,293	1.00	4.30	Actual/Actual	24/02/2034	22	---	24/02	4.30	1	GGB-FXD-240234-22Y-2.000-1.000	---	---	---	10.0000 22/06/2015	---	---	---	---	---
35,177,800	1.00	4.30	Actual/Actual	24/02/2035	23	---	24/02	4.30	1	GGB-FXD-240235-23Y-2.000-1.000	---	---	---	10.0000 22/06/2015	---	---	---	---	---
35,547,268	1.00	4.30	Actual/Actual	24/02/2036	24	---	24/02	4.30	1	GGB-FXD-240236-24Y-2.000-1.000	---	---	---	10.0000 22/06/2015	---	---	---	---	---
40,246,306	1.00	4.30	Actual/Actual	24/02/2037	25	---	24/02	4.30	1	GGB-FXD-240237-25Y-2.000-1.000	---	---	---	10.0000 22/06/2015	---	---	---	---	---
37,643,952	1.00	4.30	Actual/Actual	24/02/2038	26	---	24/02	4.30	1	GGB-FXD-240238-26Y-2.000-1.000	---	---	---	10.0000 22/06/2015	---	---	---	---	---
36,977,100	1.00	4.30	Actual/Actual	24/02/2039	27	---	24/02	4.30	1	GGB-FXD-240239-27Y-2.000-1.000	---	---	---	10.0000 22/06/2015	---	---	---	---	---
41,615,000	1.00	4.30	Actual/Actual	24/02/2040	28	---	24/02	4.30	1	GGB-FXD-240240-28Y-2.000-1.000	---	---	---	10.0000 22/06/2015	---	---	---	---	---
42,227,208	1.00	4.30	Actual/Actual	24/02/2041	29	---	24/02	4.30	1	GGB-FXD-240241-29Y-2.000-1.000	---	---	---	10.0000 22/06/2015	---	---	---	---	---
68,288,487	1.00	4.30	Actual/Actual	24/02/2042	30	---	24/02	4.30	1	GGB-FXD-240242-30Y-2.000-1.000	---	---	---	10.0000 22/06/2015	---	---	---	---	---
4,500,000	1,000.00	3.88	Actual/Actual	12/03/2029	10	---	12/03	3.88	1	GGB-FXD-120329-10Y-3.875-1.000	---	---	---	---	---	---	100.0000	B	15/10/2019
4,500,000	1,000.00	0.00	Actual/Actual	12/02/2026	5	---	12/02	0.00	1	GGB-FXD-120226-05Y-3.000-1.000	---	---	---	---	---	---	---	---	---
2,209,163	1,000.00	3.38	Actual/Actual	15/02/2025	7	---	15/02	3.38	1	GGB-FXD-150225-07Y-3.375-1.000	---	---	---	---	---	---	---	---	---
964,000	1,000.00	3.25	Actual/Actual	20/03/2025	6	---	20/03	3.25	1	GGB-FXD-200325-06Y-3.250-1.000	---	---	---	---	---	---	---	---	---
2,100,000	1,000.00	3.55	Actual/Actual	20/03/2026	7	---	20/03	3.55	1	GGB-FXD-200326-07Y-3.550-1.000	---	---	---	---	---	---	---	---	---
5,500,000	1,000.00	1.50	Actual/Actual	18/06/2030	10	---	18/06	1.50	1	GGB-FXD-180630-10Y-1.500-1.000	---	---	---	---	---	---	---	---	---
3,500,000	1,000.00	4.38	Actual/Actual	18/07/2038	15	---	18/07	4.38	1	GGB-FXD-180738-15Y-4.375-1.000	---	---	---	---	---	---	---	---	---

Government Bonds Notes

Transactions Volume = (Pieces) * (Nominal Price). Transactions Value = (Pieces) * (Nominal Price) * (price %) + (Accrued interest).

The Value of current coupon for the issues with NV 0.01 euro refers to NV 100 euros

FLR: Floating Interest Rate.

[1] - The Expiration Date of the interest bearing period and the Date for coupon payment.

Government Bonds

Number Listed Bonds	Nominal price	Today's Rate	Accrued Interest Calc	Exp. Date [1]	Duration (years)	Note	Coupons Date	Curr. coupon value	Trading Unit	Government Bonds	Price min	Price max	Closing price	Previous closing price/date	Volume	Transactions Value	Price	Last order Buy / Sell	Date
40,000	1,000.00	3.91	FLR	Actual/360	18/09/2025	1	---	18/09 - 18/03	---	1	GGB-FLT-180925-01Y-3.915-1.000	---	---	---	---	---	---	---	---
5,364,250	1,000.00	3.25		Actual/Actual	20/03/2050	30	---	20/03	3.25	1	GGB-FXD-200350-30Y-3.250-1.000	---	---	---	---	---	---	---	---
3,924,361	1,000.00	2.00		Actual/Actual	22/04/2027	7	---	22/04	2.00	1	GGB-FXD-220427-07Y-2.000-1.000	---	---	---	---	---	99.9000	B	22/04/2020
2,500,000	1,000.00	1.88		Actual/Actual	23/07/2026	7	---	23/07	1.88	1	GGB-FXD-230726-07Y-1.875-1.000	---	---	---	---	---	---	---	---
4,900,000	1,000.00	4.25		Actual/Actual	15/06/2033	10	---	15/06	4.25	1	GGB-FXD-150633-10Y-4.250-1.000	---	---	---	---	---	---	---	---
3,500,000	1,000.00	1.88		Actual/Actual	24/01/2052	30	---	24/01	1.88	1	GGB-FXD-240152-30Y-1.875-1.000	---	---	---	---	---	---	---	---
3,700,000	1,000.00	1.75		Actual/Actual	18/06/2032	10	---	18/06	1.75	1	GGB-FXD-180632-10Y-1.750-1.000	---	---	---	---	---	---	---	---
2,200,000	1,000.00	1.13	FLR	Actual/360	15/12/2027	5	---	- 15/12 - 15/03 -	---	1	GGB-FLT-151227-05Y-1.130-1.000	---	---	---	---	---	102.1600	B	30/12/2022

Government Bonds Notes

Transactions Volume = (Pieces) * (Nominal Price). Transactions Value = (Pieces) * (Nominal Price) * (price %) + (Accrued interest).

The Value of current coupon for the issues with NV 0.01 euro refers to NV 100 euros

FLR: Floating Interest Rate.

[1] - The Expiration Date of the interest bearing period and the Date for coupon payment.

Treasury Bills & Zero Coupon Government Bonds

Issue Date	13-Week Maturity									26-Week Maturity									52-Week Maturity								
	Exp. Date	Initial Rate	Num Listed Bonds	Nominal price	Issue price	Last Trade Price	Last Trade Date	Volume Traded	Note	Exp. Date	Initial Rate	Num Listed Bonds	Nominal price	Issue price	Last Trade Price	Last Trade Date	Volume Traded	Note	Exp. Date	Initial Rate	Num Listed Bonds	Nominal price	Issue price	Last Trade Price	Last Trade Date	Volume Traded	Note
08/12/2023	---	---	---	---	---	---	---	---	---	---	---	---	---	---	---	---	---	---	06/12/2024	3.70	600,000	1,000.00	963.90	---	---	---	---
08/03/2024	---	---	---	---	---	---	---	---	---	---	---	---	---	---	---	---	---	---	07/03/2025	3.73	812,500	1,000.00	963.70	---	---	---	---
07/06/2024	---	---	---	---	---	---	---	---	---	---	---	---	---	---	---	---	---	---	06/06/2025	3.34	600,000	1,000.00	967.30	---	---	---	---
06/09/2024	---	---	---	---	---	---	---	---	---	---	---	---	---	---	---	---	---	---	05/09/2025	2.82	600,000	1,000.00	972.28	---	---	---	---

Bonds in Circulation	Currency / Min nominal traded Value	Coupons Payment Date	Current Coupon Value	Note	Coupon	Trading Unit	Issue Date	Duration (years)	Today's Interest	A.I.C in days	Bonds	Last price of previous days		Last Outcry in Cash (euro)		Trades in Pieces	Life min	Life Max	
												Price	Buy / Sell	Price	Buy / Sell				
Corporate Bonds in Foreign Currency and Euro																			
103,746	GBP / 10	01/12	0.25	---	65	1	01/12/1930	98	2.5	360	National Mortgage Bank	2.27	05/02/1996	2.27	S	05/02/1996	---	2.27	2.27
0	GBP / 10	01/12	0.25	---	67	1	01/12/1928	100	2.5	360	National Mortgage Bank	---	---	---	---	---	---	---	---

Government Bonds Notes

A.I.C: Accrued Interest Calculation base.

FLR: Floating Interest Rate.

The minimum tradeable Nominal Value for all Demeterialised Government Titles is 100 Euros.

(μφρ-0)

Athex & ATHEXClear Members List

Member Name				Stock Market			Derivatives Market		ATHEXClear Member	
	Address	Phone	Fax	Market Member	Remote Member	Market Maker	Proprietary	Market Maker	General Clearing	Direct Clearing
A. SARRIS SECURITIES S.A.				a						
6, ΔΡΑΓΑΤΣΑΝΙΟΥ 6 ΑΘΗΝΑ	2103367700									
ΑΕΟΝIC SECURITIES C.I.F. P.L.C.				a						
, ΛΑΪΟΥ 6, ΓΡ. 301B, ANNA COURT	35725337600									
ALPHA BANK S.A.									a	
, ΣΤΑΔΙΟΥ 40 ΑΘΗΝΑ	2103260000									
ALPHA FINANCE INVESTMENT SERVICES SINGLE MEMBER SA				a		a	a	a		a
5, ΠΑΝΕΠΙΣΤΗΜΙΟΥ 45 ΑΘΗΝΑ	2103677400									
ARGUS STOCKBROKERS LTD				a	a		a			
25, 25 ΛΕΩΦΟΡΟΣ ΔΗΜΟΣΘΕΝΗ ΣΕΒΕΡΗ	0035722717000									
ATHLOS CAPITAL INVESTMENT SERVICES LTD				a	a					
, 17 STASINOU AVENUE, BEDIZIA TOWER, 6TH & 7TH FL.	35722110777									
ATLANTIC SECURITIES LTD				a	a					
37, ΠΡΟΔΡΟΜΟΥ 37	0035722445400									
AXON SECURITIES S.A.				a			a			
48, ΣΤΑΔΙΟΥ 48 ΑΘΗΝΑ	2103363800									
BETA SECURITIES S.A.				a		a	a			a
29, ΑΛΕΞΑΝΔΡΑΣ 29 ΑΘΗΝΑ	210 6478900									
BNP PARIBAS S.A.									a	
, ΛΑΜΨΑΚΟΥ 2 ΑΘΗΝΑ	2107468525									
BOFA SECURITIES EUROPE SA				a	a					
, 51 RUE LA BOÛTIE	+33 153655555									
CITIGROUP GLOBAL MARKETS EUROPE AG				a	a					
16, REUTERWEG 16	+49 691366-0									
CITIGROUP GLOBAL MARKETS LIMITED				a						
1, 33 CANADA SQUARE -CANARY WHARF	+44 02079864000									
CREDIT SUISSE BANK (EUROPE), S.A.				a						
, CALLE AYALA 42, 3A PLANTA-B MADRID	+34917916000									
CREDIT SUISSE SECURITIES (EUROPE) LIMITED				a						
1, ONE CABOT SQUARE LONDON	+44 2078888888									
CYCLOS SECURITIES S.A.				a			a			
39, ΧΑΡΙΛΑΟΥ ΤΡΙΚΟΥΠΗ 6-8-10 ΑΘΗΝΑ	2103364300									
DEUTSCHE BANK S.A.					a					
1, GREAT WINCHESTER STREET LONDON	+44 20 754 54209	00441133361437								
EUROBANK EQUITIES INVESTMENT FIRM SINGLE MEMBER SA				a		a	a	a		a
, ΦΙΛΕΛΛΗΝΩΝ 10 & ΞΕΝΟΦΩΝΤΟΣ 13 ΑΘΗΝΑ	2103720425									
EUROBANK S.A.									a	
, ΟΘΩΝΟΣ 8 ΑΘΗΝΑ	2144043907									
EUROCORP INVESTMENT SERVICES S.A.				a			a			a
14, ΠΛ.ΦΙΛΙΚΗΣ ΕΤΑΙΡΕΙΑΣ 14 ΑΘΗΝΑ	2107263600									
EUROTRUST INVESTMENT FIRM SA				a						
113, ΣΕΒΑΣΤΟΥΠΟΛΕΩΣ 113 ΑΘΗΝΑ	2103363100									
EUROXX SECURITIES S.A.				a		a	a	a		a
7, ΠΑΛΕΟΛΟΓΟΥ ΧΑΛΑΝΔΡΙ	+30 2106879400	210-6879401								
7, ΠΑΛΑΙΟΛΟΓΟΥ ΧΑΛΑΝΔΡΙ	(210)-6879400	(210)-6879401								
FREEDOM FINANCE EUROPE LTD				a	a					
, ΧΡΙΣΤΑΚΗ ΚΡΑΝΟΥ 20	035725257786									
G. A. PERVANAS SECURITIES- INVESTMENT SERVICES S.A.				a						
7-9, ΣΟΦΟΚΛΕΟΥΣ 7-9 ΑΘΗΝΑ	2103727200									
GLOBAL CAPITAL SECURITIES & FINANCIAL SERVICES LTD				a	a					
50, ΛΑΡΧΙΕΠΙΣΚΟΠΟΥ ΜΑΚΑΡΙΟΥ Γ50	0035722710710									
GREENPOST TRADING EUROPE LTD				a	a					
, ΚΙΜΩΝΟΣ 3, ACROPOLIS MANSIONS, 2ND FLOOR, FLAT/OFFICE 202	035722521389									
HELLENIC AMERICAN SECURITIES S.A.				a		a	a			a
27, ΑΝΔΡΕΑ ΠΑΠΑΝΔΡΕΟΥ 27 ΜΑΡΟΥΣΙ	2103311100									
HELLENIC BANK (INVESTMENTS) LTD					a					
, ΑΥΞ.ΚΥΡΙΑΚΟΥ ΜΑΤΣΙ 31 - PO BOX 24747 NICOSIA	+357 22500100	357 22500110								
HSBC CONTINENTAL EUROPE									a	
109-111, Α.ΜΕΣΟΓΕΙΩΝ 109-111	2106960000									
INDEX SECURITIES S.A.				a						
6, ΔΡΑΓΑΤΣΑΝΙΟΥ 6 ΑΘΗΝΑ	2103213920									
J. CHR. MAVRIKIS SECURITIES S.A.				a						
5, ΣΟΦΟΚΛΕΟΥΣ 5 ΑΘΗΝΑ	2103216730									

Athex & ATHEXClear Members List

Member Name				Stock Market			Derivatives Market		ATHEXClear Member	
	Address	Phone	Fax	Market Member	Remote Member	Market Maker	Proprietary	Market Maker	General Clearing	Direct Clearing
KAPPA SECURITIES S.A.				a			a			
15, ΒΑΛΑΟΡΙΤΟΥ 15 ΑΘΗΝΑ	2103678600									
KARAMANOF SECURITIES & INVESTMENT SERVICES S.A.				a						
2, ΠΛ.ΑΓ.ΘΕΟΔΩΡΩΝ 2 ΑΘΗΝΑ	2103212947									
LAIKI FINANCIAL SERVICES LTD					a					
26, AVE. VYRONOS NICOSIA	357 22367367	357 22718567								
LEON DEPOLAS SECURITIES S.A.				a		a	a			
1, ΧΡΗΣΤΟΥ ΛΑΔΑ 1 ΑΘΗΝΑ	2103213276 -28									
MEGA EQUITY SECURITIES & FINANCIAL SERVICES PUBLIC LTD				a	a		a			
42-44, ΛΕΩΦ.ΓΡΙΒΑ ΔΙΓΕΝΗ 42-44	0035722711711									
MERIT SECURITIES S.A				a		a	a			a
5, ΣΟΦΟΚΛΕΟΥΣ 5 ΑΘΗΝΑ	2141008814									
MERRILL LYNCH INTERNATIONAL				a						
2, 2 KING EDWARD STREET LONDON	+44 20276281000									
N. CHRYSOCHOIDIS STOCK BROKERAGE I.S.S.A.				a			a			a
7-9, ΣΟΦΟΚΛΕΟΥΣ 7-9 ΑΘΗΝΑ	2103213913									
NATIONAL BANK OF GREECE S.A.				a		a	a		a	
86, ΑΙΟΛΟΥ ΣΤΡ. ΑΘΗΝΑ	(210)-3341000	(210)-3228187								
68, ΑΚΑΔΙΜΙΑΣ ΣΤΡ. ΑΘΗΝΑ	(210)-3328817	(210)-3328678								
NATIONAL SECURITIES SINGLE MEMBER SA				a		a	a	a		
66, ΛΕΩΦΟΡΟΣ ΑΘΗΝΩΝ 128-132 & ΙΦΙΓΕΝΙΑΣ ΑΘΗΝΑ	2103328784									
NUNTIUS BROKERAGE AND INVESTMENT SERVICES SINGLE MEMBER S.A.				a			a			
6, ΔΡΑΓΑΤΣΑΝΙΟΥ 6 ΑΘΗΝΑ	2103350599									
ONE PLUS CAPITAL LIMITED				a	a					
, 75 PRODROMOU AVENUE NICOSIA 1307	35722873760									
OPTIMA BANK S.A.				a		a	a	a	a	
, ΑΙΓΙΑΛΕΙΑΣ 32 & ΠΑΡΑΔΕΙΣΟΥ ΜΑΡΟΥΣΙ	210 8173000									
PANCRETA BANK S.A									a	
, ΙΚΑΡΟΥ 5	2810338746									
PANTELAKIS SECURITIES S.A.				a		a	a	a		
57, ΕΘΝΙΚΗΣ ΑΝΤΙΣΤΑΣΕΩΣ 57, ΚΤΙΠΙΟ Β CHALANDRI	2106965000									
PIRAEUS BANK S.A.				a			a		a	
, ΑΜΕΡΙΚΗΣ 4 ΑΘΗΝΑ	2103335000									
PIRAEUS SECURITIES S. A.				a		a	a	a		a
10, ΣΤΑΔΙΟΥ 10 ΑΘΗΝΑ	2103354100									
PROCHOICE SECURITIES LTD				a	a					
57, ΛΕΩΦ.ΣΠΥΡΟΥ ΚΥΠΡΙΑΝΟΥ 57, ΑΚΙΝΗΤΑ Φ	035724661192									
SHARELINK SECURITIES & FINANCIAL SERVICES LTD				a			a			
6, HOUSE-ΘΕΟΤΟΚΗ 6 ΜΕΓΑΡΟ ΕΛΜΗΝΑ	+357 22554200									
SOCIETE GENERALE S.A.				a	a		a			
, 17 COURS VALMY, CEDEX	+157290504									
SOLIDUS SECURITIES S.A				a			a			a
64, ΛΟΥΙΖΗΣ ΠΙΑΝΚΟΥΡ 64 ΑΘΗΝΑ	2106900605									
ST. EM. LAVRENTAKIS SECURITIES S.A.				a						
7-9, ΣΟΦΟΚΛΕΟΥΣ 7-9 ΑΘΗΝΑ	2103213336									
THE CYPRUS INVESTMENT & SECURITIES CORPORATION LTD				a	a					
154, 1 AG. PROKOPIΟΥ & POSIDONOS 1ST FLOOR	0035722121700									
UBS EUROPE SE				a	a					
, OPERNTURM, BOCKENHEIMER LANDSTRASSE 2-4	496921790									
UBS LIMITED					a					
1, FINSBURY AVENUE LONDON	+44 2075687135									
VIGOR FINANCE INVESTMENT SERVICES S.A.				a		a	a	a		
, ΨΥΧΑΡΗ 14 Ν. ΨΥΧΙΚΟ	2106718400									

Underlying Asset				Derivatives Market													
Price max	Price min	Closing price	change	Delivery Month	Open price	Price max	Price min	Last price	Closing price	Last Bid	Last Ask	Fixing price*	Life high	Life low	Trades	Volume	Open Interest
FTSE/Athex Large Cap				(Trade Unit: 1 Index Point x 2E, Cash Settlement)													
3,456.53	3,388.93	3,416.29	0.81%	November 2024	3,413.00	3,454.00	3,392.00	3,410.00	3,410.00	---	---	---	3,601.00	---	304	1,181	4,106
				December 2024	3,444.00	3,451.25	3,385.00	3,415.00	3,415.00	---	---	---	3,513.00	---	51	197	254
				January 2025	---	---	---	---	3,402.75	---	---	---	---	---	---	---	---
				March 2025	---	---	---	---	3,414.50	---	---	---	---	---	---	---	---
				June 2025	---	---	---	---	3,431.75	---	---	---	---	---	---	---	---
				September 2025	---	---	---	---	3,448.75	---	---	---	---	---	---	---	---
FTSE/Athex Banks				(Trade Unit: 1 Index Point x 15E, Cash Settlement)													
1,228.05	1,196.66	1,210.78	1.18%	December 2024	1,222.00	1,222.00	1,220.00	1,220.00	1,220.00	---	---	---	1,296.00	---	2	2	1,613
				March 2025	---	---	---	---	1,205.75	---	---	---	---	---	---	---	---
				June 2025	---	---	---	---	1,211.75	---	---	---	---	---	---	---	---
				September 2025	---	---	---	---	1,217.75	---	---	---	---	---	---	---	---
MSCI GREECE REBASED				(Trade Unit: 1 Index Point x 2E, Cash Settlement)													
5,372.89	5,272.27	5,306.50	0.65%	November 2024	---	---	---	---	5,195.25	---	---	---	5,516.00	---	---	---	10
				December 2024	---	---	---	---	5,196.00	---	---	---	5,375.00	---	---	---	---
				January 2025	---	---	---	---	5,196.00	---	---	---	5,375.00	---	---	---	---
				February 2025	---	---	---	---	5,304.00	---	---	---	---	---	---	---	---
				March 2025	---	---	---	---	5,312.00	---	---	---	---	---	---	---	---
				April 2025	---	---	---	---	5,320.25	---	---	---	---	---	---	---	---
				June 2025	---	---	---	---	5,338.75	---	---	---	---	---	---	---	---
				September 2025	---	---	---	---	5,365.50	---	---	---	---	---	---	---	---

Derivatives notes

Fixing prices and final open positions can be retrieved from the following path <http://www.helex.gr/el/web/guest/statistics-end-of-day-derivatives>

Underlying Asset				Derivatives Market													
Price max	Price min	Closing price	change	Delivery Month	Open price	Price max	Price min	Last price	Closing price	Last Bid	Last Ask	Fixing price*	Life high	Life low	Trades	Volume	Open Interest
ADMIE (IPTO) HOLDING S.A. (CR)				(Contract Size: 100 Securities, Physical Delivery)													
2.37	2.32	2.33	0.00%	December 2024	2.36	2.39	2.33	2.33	2.33	---	---	---	2.47	---	23	1,390	26,911
				March 2025	---	---	---	---	2.35	---	---	---	---	---	---	---	---
				June 2025	---	---	---	---	2.36	---	---	---	---	---	---	---	---
				September 2025	---	---	---	---	2.37	---	---	---	---	---	---	---	---
AEGEAN AIRLINES (CR)				(Contract Size: 100 Securities, Physical Delivery)													
10	9.79	9.79	-0.10%	December 2024	10.00	10.03	9.80	9.80	9.80	---	---	---	12.12	---	13	50	3,132
				March 2025	---	---	---	---	9.87	---	---	---	---	---	---	---	---
				June 2025	---	---	---	---	9.92	---	---	---	---	---	---	---	---
				September 2025	---	---	---	---	9.97	---	---	---	---	---	---	---	---
ALPHA SERVICES HOLD (CR)				(Contract Size: 100 Securities, Physical Delivery)													
1.465	1.4305	1.431	1.17%	December 2024	1.46	1.47	1.43	1.44	1.44	---	---	---	1.73	---	299	15,383	199,466
				March 2025	---	---	---	---	1.47	---	---	---	1.41	---	---	---	150
				June 2025	---	---	---	---	1.43	---	---	---	---	---	---	---	---
				September 2025	---	---	---	---	1.44	---	---	---	---	---	---	---	---
ATHENS INTL AIRPORT (CR)				(Contract Size: 100 Securities, Physical Delivery)													
7.984	7.82	7.82	-0.84%	December 2024	8.00	8.00	7.92	7.92	7.92	---	---	---	8.00	---	6	90	664
				March 2025	---	---	---	---	7.95	---	---	---	---	---	---	---	---
				June 2025	---	---	---	---	7.99	---	---	---	---	---	---	---	---
				September 2025	---	---	---	---	8.03	---	---	---	---	---	---	---	---
AUTOHELLAS SA (CR)				(Contract Size: 100 Securities, Physical Delivery)													
11.1	10.84	11.1	1.28%	December 2024	---	---	---	---	10.53	---	---	---	11.28	---	---	---	128
				March 2025	---	---	---	---	11.04	---	---	---	---	---	---	---	---
				June 2025	---	---	---	---	11.10	---	---	---	---	---	---	---	---
				September 2025	---	---	---	---	11.15	---	---	---	---	---	---	---	---
AVAX S.A. (CR)				(Contract Size: 100 Securities, Physical Delivery)													
1.448	1.412	1.43	1.56%	December 2024	1.44	1.44	1.44	1.44	1.44	---	---	---	1.61	---	2	7	1,235
				March 2025	---	---	---	---	1.42	---	---	---	---	---	---	---	---
				June 2025	---	---	---	---	1.43	---	---	---	---	---	---	---	---
				September 2025	---	---	---	---	1.43	---	---	---	---	---	---	---	---
BANK OF CYPRUS (CR)				(Contract Size: 100 Securities, Physical Delivery)													
4.27	4.22	4.23	0.00%	December 2024	---	---	---	---	4.24	---	---	---	---	---	---	---	---
				March 2025	---	---	---	---	4.26	---	---	---	---	---	---	---	---
				June 2025	---	---	---	---	4.28	---	---	---	---	---	---	---	---
				September 2025	---	---	---	---	4.30	---	---	---	---	---	---	---	---

Derivatives notes

Fixing prices and final open positions can be retrieved from the following path <http://www.helex.gr/el/web/guest/statistics-end-of-day-derivatives>

Underlying Asset				Derivatives Market													
Price max	Price min	Closing price	change	Delivery Month	Open price	Price max	Price min	Last price	Closing price	Last Bid	Last Ask	Fixing price*	Life high	Life low	Trades	Volume	Open Interest
CC HBC AG (CR)				(Contract Size: 100 Securities, Physical Delivery)													
34.24	33.58	33.86	2.42%	December 2024	33.71	34.16	33.33	33.58	33.58	---	---	---	34.28	---	12	23	117
				March 2025	---	---	---	---	33.31	---	---	---	---	---	---	---	---
				June 2025	---	---	---	---	33.48	---	---	---	---	---	---	---	---
				September 2025	---	---	---	---	33.64	---	---	---	---	---	---	---	---
CENERGY HOLDINGS (CB)				(Contract Size: 100 Securities, Physical Delivery)													
8.97	8.7	8.7	-0.12%	December 2024	9.03	9.03	8.75	8.75	8.75	---	---	---	10.18	---	49	183	5,349
				March 2025	---	---	---	---	8.78	---	---	---	---	---	---	---	---
				June 2025	---	---	---	---	8.82	---	---	---	---	---	---	---	---
				September 2025	---	---	---	---	8.86	---	---	---	---	---	---	---	---
ELLAKTOR (CR)				(Contract Size: 100 Securities, Physical Delivery)													
1.806	1.754	1.784	1.71%	December 2024	1.81	1.81	1.78	1.78	1.78	---	---	---	2.06	---	19	117	3,506
				March 2025	---	---	---	---	1.77	---	---	---	---	---	---	---	---
				June 2025	---	---	---	---	1.78	---	---	---	---	---	---	---	---
				September 2025	---	---	---	---	1.78	---	---	---	---	---	---	---	---
ELVALHALCOR (CR)				(Contract Size: 100 Securities, Physical Delivery)													
1.79	1.742	1.744	-1.25%	December 2024	1.81	1.81	1.76	1.76	1.76	---	---	---	1.99	---	14	83	3,844
				March 2025	---	---	---	---	1.78	---	---	---	---	---	---	---	---
				June 2025	---	---	---	---	1.79	---	---	---	---	---	---	---	---
				September 2025	---	---	---	---	1.80	---	---	---	---	---	---	---	---
EUROBANK HOLDINGS (CR)				(Contract Size: 100 Securities, Physical Delivery)													
2.038	1.991	1.9915	1.09%	December 2024	1.99	2.04	1.99	2.00	2.00	---	---	---	2.28	---	135	3,051	18,920
				March 2025	---	---	---	---	1.98	---	---	---	---	---	---	---	---
				June 2025	---	---	---	---	1.99	---	---	---	---	---	---	---	---
				September 2025	---	---	---	---	2.00	---	---	---	---	---	---	---	---
EYDAP S.A. (CR)				(Contract Size: 100 Securities, Physical Delivery)													
5.83	5.74	5.79	0.17%	December 2024	5.78	5.78	5.78	5.78	5.78	---	---	---	5.84	---	1	2	4,027
				March 2025	---	---	---	---	5.82	---	---	---	---	---	---	---	---
				June 2025	---	---	---	---	5.85	---	---	---	---	---	---	---	---
				September 2025	---	---	---	---	5.88	---	---	---	---	---	---	---	---
FOURLIS (CR)				(Contract Size: 100 Securities, Physical Delivery)													
3.755	3.645	3.65	-1.88%	December 2024	3.77	3.78	3.66	3.67	3.67	---	---	---	4.07	---	9	38	948
				March 2025	---	---	---	---	3.75	---	---	---	---	---	---	---	---
				June 2025	---	---	---	---	3.77	---	---	---	---	---	---	---	---
				September 2025	---	---	---	---	3.79	---	---	---	---	---	---	---	---

Derivatives notes

Fixing prices and final open positions can be retrieved from the following path <http://www.helex.gr/el/web/guest/statistics-end-of-day-derivatives>

Underlying Asset				Derivatives Market													
Price max	Price min	Closing price	change	Delivery Month	Open price	Price max	Price min	Last price	Closing price	Last Bid	Last Ask	Fixing price*	Life high	Life low	Trades	Volume	Open Interest
GEK TERNA (CR)				(Contract Size: 101 Securities, Physical Delivery)													
17.44	17.18	17.4	1.52%	December 2024	17.35	17.48	17.28	17.45	17.45	---	---	---	18.02	---	45	259	11,165
				March 2025	---	---	---	---	17.27	---	---	---	---	---	---	---	---
				June 2025	---	---	---	---	17.36	---	---	---	---	---	---	---	---
				September 2025	---	---	---	---	17.44	---	---	---	---	---	---	---	---
HELLENIC EXCHANGES-A.S.E. (CR)				(Contract Size: 100 Securities, Physical Delivery)													
4.445	4.315	4.325	0.23%	December 2024	4.40	4.46	4.36	4.36	4.36	---	---	---	4.74	---	14	43	3,704
				March 2025	---	---	---	---	4.35	---	---	---	---	---	---	---	---
				June 2025	---	---	---	---	4.37	---	---	---	---	---	---	---	---
				September 2025	---	---	---	---	4.39	---	---	---	---	---	---	---	---
HELLENIQ ENERGY (CR)				(Contract Size: 100 Securities, Physical Delivery)													
6.9	6.8	6.8	0.74%	December 2024	6.91	6.91	6.85	6.85	6.85	---	---	---	7.35	---	10	74	5,022
				March 2025	---	---	---	---	6.80	---	---	---	---	---	---	---	---
				June 2025	---	---	---	---	6.84	---	---	---	---	---	---	---	---
				September 2025	---	---	---	---	6.87	---	---	---	---	---	---	---	---
INTRACOM HOLDINGS (CR)				(Contract Size: 100 Securities, Physical Delivery)													
2.84	2.74	2.74	-1.62%	December 2024	2.85	2.86	2.76	2.76	2.76	---	---	---	3.26	---	22	267	6,761
				March 2025	---	---	---	---	2.81	---	---	---	---	---	---	---	---
				June 2025	---	---	---	---	2.82	---	---	---	---	---	---	---	---
				September 2025	---	---	---	---	2.83	---	---	---	---	---	---	---	---
INTRAKAT (CR)				(Contract Size: 100 Securities, Physical Delivery)													
4.83	4.785	4.83	0.00%	December 2024	4.79	4.79	4.75	4.77	4.77	---	---	---	5.07	---	17	57	2,089
				March 2025	---	---	---	---	4.87	---	---	---	---	---	---	---	---
				June 2025	---	---	---	---	4.89	---	---	---	---	---	---	---	---
				September 2025	---	---	---	---	4.92	---	---	---	---	---	---	---	---
JUMBO SA (CR)				(Contract Size: 100 Securities, Physical Delivery)													
24.74	24.2	24.74	2.23%	December 2024	24.64	24.64	24.41	24.41	24.41	---	---	---	26.60	---	7	20	144
				March 2025	---	---	---	---	24.38	---	---	---	---	---	---	---	---
				June 2025	---	---	---	---	24.51	---	---	---	---	---	---	---	---
				September 2025	---	---	---	---	24.63	---	---	---	---	---	---	---	---
LAMDA DEVELOPMENT SA (CR)				(Contract Size: 100 Securities, Physical Delivery)													
7.39	7.27	7.29	0.00%	December 2024	7.36	7.41	7.32	7.32	7.32	---	---	---	7.80	---	18	67	5,898
				March 2025	---	---	---	---	7.35	---	---	---	---	---	---	---	---
				June 2025	---	---	---	---	7.38	---	---	---	---	---	---	---	---
				September 2025	---	---	---	---	7.42	---	---	---	---	---	---	---	---

Derivatives notes

Fixing prices and final open positions can be retrieved from the following path <http://www.helex.gr/el/web/guest/statistics-end-of-day-derivatives>

Underlying Asset				Derivatives Market													
Price max	Price min	Closing price	change	Delivery Month	Open price	Price max	Price min	Last price	Closing price	Last Bid	Last Ask	Fixing price*	Life high	Life low	Trades	Volume	Open Interest
METLEN ENERGY & METALS (CR)				(Contract Size: 100 Securities, Physical Delivery)													
32.64	32.2	32.2	0.31%	December 2024	32.72	32.81	32.25	32.25	32.25	---	---	---	36.66	---	59	198	4,803
				March 2025	---	---	---	---	32.34	---	---	---	---	---	---	---	---
				June 2025	---	---	---	---	32.50	---	---	---	---	---	---	---	---
				September 2025	---	---	---	---	32.67	---	---	---	---	---	---	---	---
MIG (CR)				(Contract Size: 100 Securities, Physical Delivery)													
3.27	3.17	3.225	1.26%	December 2024	---	---	---	---	3.17	---	---	---	3.50	---	---	---	112
				March 2025	---	---	---	---	3.21	---	---	---	---	---	---	---	---
				June 2025	---	---	---	---	3.23	---	---	---	---	---	---	---	---
				September 2025	---	---	---	---	3.24	---	---	---	---	---	---	---	---
MOTOR OIL (CR)				(Contract Size: 100 Securities, Physical Delivery)													
19.9	19.54	19.54	-0.20%	December 2024	19.90	19.97	19.64	19.64	19.64	---	---	---	22.59	---	45	221	6,691
				March 2025	---	---	---	---	19.73	---	---	---	---	---	---	---	---
				June 2025	---	---	---	---	19.83	---	---	---	---	---	---	---	---
				September 2025	---	---	---	---	19.93	---	---	---	---	---	---	---	---
NATIONAL BANK (CR)				(Contract Size: 100 Securities, Physical Delivery)													
7.682	7.48	7.59	0.96%	December 2024	7.60	7.70	7.51	7.60	7.60	---	---	---	8.20	---	247	1,965	18,312
				March 2025	---	---	---	---	7.57	---	---	---	---	---	---	---	---
				June 2025	---	---	---	---	7.61	---	---	---	---	---	---	---	---
				September 2025	---	---	---	---	7.65	---	---	---	---	---	---	---	---
OPAP (CR)				(Contract Size: 100 Securities, Physical Delivery)													
15.39	15.1	15.1	-1.18%	December 2024	15.29	15.29	15.24	15.24	15.24	---	---	---	16.38	---	2	15	861
				March 2025	---	---	---	---	15.40	---	---	---	---	---	---	---	---
				June 2025	---	---	---	---	15.47	---	---	---	---	---	---	---	---
				September 2025	---	---	---	---	15.55	---	---	---	---	---	---	---	---
OPTIMA BANK (CR)				(Contract Size: 100 Securities, Physical Delivery)													
12.9	12.66	12.7	-0.63%	December 2024	---	---	---	---	12.42	---	---	---	12.99	---	---	---	83
				March 2025	---	---	---	---	12.88	---	---	---	---	---	---	---	---
				June 2025	---	---	---	---	12.94	---	---	---	---	---	---	---	---
				September 2025	---	---	---	---	13.01	---	---	---	---	---	---	---	---
OTE (CR)				(Contract Size: 100 Securities, Physical Delivery)													
15.6	15.21	15.3	-1.10%	December 2024	15.63	15.64	15.29	15.32	15.32	---	---	---	16.20	---	24	43	2,683
				March 2025	---	---	---	---	15.59	---	---	---	---	---	---	---	---
				June 2025	---	---	---	---	15.67	---	---	---	---	---	---	---	---
				September 2025	---	---	---	---	15.74	---	---	---	---	---	---	---	---

Derivatives notes

Fixing prices and final open positions can be retrieved from the following path <http://www.helex.gr/el/web/guest/statistics-end-of-day-derivatives>

Underlying Asset				Derivatives Market													
Price max	Price min	Closing price	change	Delivery Month	Open price	Price max	Price min	Last price	Closing price	Last Bid	Last Ask	Fixing price*	Life high	Life low	Trades	Volume	Open Interest
P.P.A. S.A. (CR)				(Contract Size: 100 Securities, Physical Delivery)													
29.4	28	28	-3.45%	December 2024	28.42	28.42	28.10	28.14	28.14	---	---	---	29.36	---	7	20	77
				March 2025	---	---	---	---	29.22	---	---	---	---	---	---	---	---
				June 2025	---	---	---	---	29.37	---	---	---	---	---	---	---	---
				September 2025	---	---	---	---	29.51	---	---	---	---	---	---	---	---
PIRAEUS FINANCIAL HOLD (CR)				(Contract Size: 100 Securities, Physical Delivery)													
3.772	3.662	3.73	2.05%	December 2024	3.73	3.79	3.67	3.74	3.74	---	---	---	4.08	---	543	12,777	101,075
				March 2025	---	---	---	---	3.73	---	---	---	3.92	---	---	---	180
				June 2025	---	---	---	---	3.70	---	---	---	---	---	---	---	---
				September 2025	---	---	---	---	3.72	---	---	---	---	---	---	---	---
PPC (CR)				(Contract Size: 100 Securities, Physical Delivery)													
12.27	11.92	11.92	-1.08%	December 2024	12.24	12.41	11.94	11.96	11.96	---	---	---	12.48	---	133	989	19,720
				March 2025	---	---	---	---	12.14	---	---	---	---	---	---	---	---
				June 2025	---	---	---	---	12.20	---	---	---	---	---	---	---	---
				September 2025	---	---	---	---	12.26	---	---	---	---	---	---	---	---
QUEST HOLDINGS (CR)				(Contract Size: 100 Securities, Physical Delivery)													
5.69	5.54	5.64	1.08%	December 2024	5.64	5.64	5.64	5.64	5.64	---	---	---	5.95	---	2	2	195
				March 2025	---	---	---	---	5.62	---	---	---	---	---	---	---	---
				June 2025	---	---	---	---	5.65	---	---	---	---	---	---	---	---
				September 2025	---	---	---	---	5.68	---	---	---	---	---	---	---	---
TERNA ENERGY (CR)				(Contract Size: 100 Securities, Physical Delivery)													
19.76	19.69	19.72	0.10%	December 2024	19.76	19.76	19.76	19.76	19.76	---	---	---	19.96	---	1	2	16,630
				March 2025	---	---	---	---	19.85	---	---	---	---	---	---	---	---
				June 2025	---	---	---	---	19.95	---	---	---	---	---	---	---	---
				September 2025	---	---	---	---	20.05	---	---	---	---	---	---	---	---
TITAN CEMENT (CB)				(Contract Size: 100 Securities, Physical Delivery)													
34.75	33.35	33.9	2.73%	December 2024	33.73	34.35	33.48	33.48	33.48	---	---	---	35.80	---	16	52	341
				March 2025	---	---	---	---	33.25	---	---	---	---	---	---	---	---
				June 2025	---	---	---	---	33.42	---	---	---	---	---	---	---	---
				September 2025	---	---	---	---	33.58	---	---	---	---	---	---	---	---
VIOHALCO SA/NV (CB)				(Contract Size: 100 Securities, Physical Delivery)													
5.36	5.25	5.28	0.57%	December 2024	5.37	5.39	5.29	5.30	5.30	---	---	---	6.15	---	17	77	4,313
				March 2025	---	---	---	---	5.38	---	---	---	5.52	---	---	---	80
				June 2025	---	---	---	---	5.32	---	---	---	---	---	---	---	---
				September 2025	---	---	---	---	5.34	---	---	---	---	---	---	---	---

Derivatives notes

Fixing prices and final open positions can be retrieved from the following path <http://www.helex.gr/el/web/guest/statistics-end-of-day-derivatives>

FTSE/Athex Large Cap

(Trade Unit: 1 Index Point x 2€ - Exercise Style: European, Cash Settlement)

Call Options															Put Options																					
November 2024								December 2024							Other Months		November 2024								December 2024							Other Months		Exercise Price		
Open price	Price max	Price min	Last price	Closing price	Volume	Open Interest	Open price	Price max	Price min	Last price	Closing price	Volume	Open Interest	Volume	Open Interest	Open price	Price max	Price min	Last price	Closing price	Volume	Open Interest	Open price	Price max	Price min	Last price	Closing price	Volume	Open Interest	Volume	Open Interest					
2,850	-	-	-	-	-	-	0.00	0.00	0.00	-	534.00	-	-	-	-	-	-	-	-	-	-	-	0.00	0.00	0.00	-	1.00	-	-	-	-	2,850				
2,900	-	-	-	-	-	-	0.00	0.00	0.00	-	485.00	-	-	-	-	-	-	-	-	-	-	-	0.00	0.00	0.00	-	1.90	-	-	-	-	2,900				
2,950	-	-	-	-	-	-	0.00	0.00	0.00	-	437.00	-	-	-	-	-	-	-	-	-	-	-	0.00	0.00	0.00	-	3.50	-	-	-	-	2,950				
3,000	-	-	-	-	-	-	0.00	0.00	0.00	-	390.00	-	-	-	-	-	-	-	-	-	-	-	0.00	0.00	0.00	-	6.00	-	-	-	-	3,000				
3,050	-	-	-	-	-	-	0.00	0.00	0.00	-	343.00	-	-	-	-	-	-	-	-	-	-	-	0.00	0.00	0.00	-	9.80	-	-	-	-	3,050				
3,100	0.00	0.00	0.00	-	281.00	-	0.00	0.00	0.00	-	299.00	-	-	-	-	-	-	-	-	-	-	-	0.00	0.00	0.00	-	15.50	-	-	-	-	3,100				
3,150	0.00	0.00	0.00	-	232.00	-	0.00	0.00	0.00	-	257.00	-	-	-	-	-	-	-	-	-	-	-	0.00	0.00	0.00	-	23.25	-	-	-	-	3,150				
3,200	0.00	0.00	0.00	-	184.00	-	0.00	0.00	0.00	-	218.00	-	-	-	-	-	-	-	-	-	-	-	0.00	0.00	0.00	-	34.00	-	10	-	-	3,200				
3,250	0.00	0.00	0.00	-	139.00	-	0.00	0.00	0.00	-	182.00	-	-	-	-	-	-	-	-	-	-	-	0.00	0.00	0.00	-	47.75	-	10	-	-	3,250				
3,300	0.00	0.00	0.00	-	99.50	-	0.00	0.00	0.00	-	149.00	-	41	-	-	-	-	-	-	-	-	-	0.00	0.00	0.00	-	65.00	-	-	-	-	3,300				
3,350	115.00	115.00	90.00	90.00	90.00	3	4	146.00	146.00	146.00	146.00	146.00	20	20	-	-	-	-	-	-	-	0.00	115.00	0.00	-	35.50	-	79	-	40	-	3,350				
3,400	65.00	65.00	55.00	55.00	55.00	3	69	127.00	127.00	127.00	127.00	127.00	1	30	-	-	-	-	-	-	-	0.00	65.00	0.00	-	60.00	-	52	-	20	20	3,400				
3,450	46.00	49.00	46.00	49.00	49.00	2	72	0.00	0.00	0.00	-	74.50	-	111	-	-	-	-	-	-	-	46.00	49.00	43.00	43.00	43.00	45	20	102.00	112.00	102.00	112.00	112.00	40	40	3,450
3,500	0.00	0.00	0.00	-	11.75	-	3	0.00	0.00	0.00	-	57.00	-	25	-	-	-	-	-	-	-	-	0.00	0.00	0.00	-	131.00	-	40	-	20	20	3,500			
3,550	0.00	0.00	0.00	-	5.50	-	22	0.00	0.00	0.00	-	43.00	-	-	-	-	-	-	-	-	-	-	0.00	0.00	0.00	-	208.00	-	-	-	-	-	3,550			
3,600	0.00	0.00	0.00	-	2.30	-	50	0.00	0.00	0.00	-	31.75	-	-	-	-	-	-	-	-	-	-	0.00	0.00	0.00	-	247.00	-	-	-	-	-	3,600			
3,650	0.00	0.00	0.00	-	0.87	-	-	0.00	0.00	0.00	-	23.00	-	-	-	-	-	-	-	-	-	-	0.00	0.00	0.00	-	288.00	-	-	-	-	-	3,650			
3,700	0.00	0.00	0.00	-	0.30	-	-	0.00	0.00	0.00	-	16.25	-	-	-	-	-	-	-	-	-	-	0.00	0.00	0.00	-	331.00	-	-	-	-	-	3,700			
3,750	0.00	0.00	0.00	-	0.09	-	-	0.00	0.00	0.00	-	11.25	-	-	-	-	-	-	-	-	-	-	0.00	0.00	0.00	-	376.00	-	-	-	-	-	3,750			
3,800	0.00	0.00	0.00	-	0.03	-	-	0.00	0.00	0.00	-	7.80	-	-	-	-	-	-	-	-	-	-	0.00	0.00	0.00	-	422.00	-	-	-	-	-	3,800			
3,850	0.00	0.00	0.00	-	0.01	-	-	0.00	0.00	0.00	-	5.20	-	-	-	-	-	-	-	-	-	-	0.00	0.00	0.00	-	470.00	-	-	-	-	-	3,850			
3,900	-	-	-	-	-	-	-	0.00	0.00	0.00	-	3.50	-	-	-	-	-	-	-	-	-	-	0.00	0.00	0.00	-	518.00	-	-	-	-	-	3,900			
Totals:						8	221						21	227	0	0							45	345							80	140	0	0		
Number of Trades:						8							2		0								5								4		0			

ALPHA SERVICES HOLD (CR)

(Contract Size: 100 Securities, Exercise Style: American, Physical Delivery)

Call Options														Put Options																			
November 2024							December 2024							Other Months		November 2024							December 2024							Other Months			
Exercise Price	Open price	Price max	Price min	Last price	Closing price	Volume	Open Interest	Open price	Price max	Price min	Last price	Closing price	Volume	Open Interest	Volume	Open Interest	Open price	Price max	Price min	Last price	Closing price	Volume	Open Interest	Open price	Price max	Price min	Last price	Closing price	Volume	Open Interest	Volume	Open Interest	Exercise Price
0.950	0.000	0.000	0.000	0.461	-	-	-	0.000	0.000	0.000	0.462	-	-	-	-	-	0.000	0.000	0.000	0.001	-	-	-	0.000	0.000	0.000	0.001	-	-	-	-	0.010	
1.000	0.000	0.000	0.000	0.411	-	-	-	0.000	0.000	0.000	0.413	-	-	-	-	-	0.000	0.000	0.000	0.001	-	-	-	0.000	0.000	0.000	0.001	-	-	-	-	0.010	
1.100	0.000	0.000	0.000	0.311	-	-	-	0.000	0.000	0.000	0.315	-	-	-	-	-	0.000	0.000	0.000	0.001	-	-	-	0.000	0.000	0.000	0.002	-	-	-	-	0.011	
1.200	0.000	0.000	0.000	0.216	-	-	-	0.000	0.000	0.000	0.223	-	-	-	-	-	0.000	0.000	0.000	0.005	-	-	-	0.000	0.000	0.000	0.010	-	-	-	-	0.012	
1.300	0.000	0.000	0.000	0.132	-	-	-	0.000	0.000	0.000	0.144	-	-	-	-	-	0.000	0.000	0.000	0.021	-	-	-	0.000	0.000	0.000	0.031	-	-	-	-	0.013	
1.400	0.000	0.000	0.000	0.069	-	-	-	0.000	0.000	0.000	0.084	-	-	-	-	-	0.000	0.000	0.000	0.058	-	-	-	0.000	0.000	0.000	0.070	-	-	-	-	0.014	
1.500	0.000	0.000	0.000	0.030	-	-	-	0.000	0.000	0.000	0.044	-	-	-	-	-	0.000	0.000	0.000	0.119	-	-	-	0.000	0.000	0.000	0.130	-	-	-	-	0.015	
1.600	0.000	0.000	0.000	0.011	-	-	-	0.000	0.000	0.000	0.020	-	-	-	-	-	0.000	0.000	0.000	0.200	-	-	-	0.000	0.000	0.000	0.207	-	-	-	-	0.016	
1.700	0.000	0.000	0.000	0.003	-	-	-	0.000	0.000	0.000	0.009	-	-	-	-	-	0.000	0.000	0.000	0.293	-	-	-	0.000	0.000	0.000	0.296	-	-	-	-	0.017	
1.800	0.000	0.000	0.000	0.001	-	-	-	0.000	0.000	0.000	0.003	-	-	-	-	-	0.000	0.000	0.000	0.391	-	-	-	0.000	0.000	0.000	0.391	-	-	-	-	0.018	
1.900	0.000	0.000	0.000	0.001	-	-	-	0.000	0.000	0.000	0.001	-	-	-	-	-	0.000	0.000	0.000	0.490	-	-	-	0.000	0.000	0.000	0.490	-	-	-	-	0.019	
2.000	0.000	0.000	0.000	0.001	-	-	-	0.000	0.000	0.000	0.001	-	-	-	-	-	0.000	0.000	0.000	0.590	-	-	-	0.000	0.000	0.000	0.590	-	-	-	-	0.020	
2.200	0.000	0.000	0.000	0.001	-	-	-	0.000	0.000	0.000	0.001	-	-	-	-	-	0.000	0.000	0.000	0.790	-	-	-	0.000	0.000	0.000	0.790	-	-	-	-	0.022	
2.400								0.000	0.000	0.000	0.001	-	-	-	-	-	0.000	0.000	0.000				0.000	0.000	0.000	0.990	-	-	-	-	0.024		
2.600								0.000	0.000	0.000	0.001	-	-	-	-	-	0.000	0.000	0.000				0.000	0.000	0.000	1.19	-	-	-	-	0.026		
Totals:						0	0					0	0	0	0					0	0			0	0	0	0	0	0	0	0		
Number of Trades:						0						0		0						0.00				0		0		0		0			

NATIONAL BANK (CR)

(Contract Size: 100 Securities, Exercise Style: American, Physical Delivery)

Exercise Price	Call Options														Put Options										Exercise Price							
	November 2024					December 2024					Other Months				November 2024					December 2024						Other Months						
	Open price	Price max	Price min	Last price	Closing price	Volume	Open Interest	Open price	Price max	Price min	Last price	Closing price	Volume	Open Interest	Volume	Open Interest	Open price	Price max	Price min	Last price	Closing price	Volume	Open Interest	Open price		Price max	Price min	Last price	Closing price	Volume	Open Interest	Volume
4.400						-	-	0.000	0.000	0.000		3.13	-	-			-	-	0.000	0.000	0.000		0.001	-	-			-	-			0.044
4.800						-	-	0.000	0.000	0.000		2.73	-	-			-	-	0.000	0.000	0.000		0.001	-	-			-	-			0.048
5.200	0.000	0.000	0.000		2.32	-	-	0.000	0.000	0.000		2.33	-	-			0.000	0.000	0.000		0.001	-	-			0.001	-	-			0.052	
5.600	0.000	0.000	0.000		1.92	-	-	0.000	0.000	0.000		1.93	-	-			0.000	0.000	0.000		0.001	-	-			0.001	-	-			0.056	
6.000	0.000	0.000	0.000		1.52	-	-	0.000	0.000	0.000		1.54	-	-			0.000	0.000	0.000		0.001	-	-			0.005	-	-			0.060	
6.400	0.000	0.000	0.000		1.12	-	-	0.000	0.000	0.000		1.16	-	-			0.000	0.000	0.000		0.001	-	-			0.022	-	-			0.064	
6.800	0.000	0.000	0.000		0.725	-	-	0.000	0.000	0.000		0.808	-	-			0.000	0.000	0.000		0.002	-	-			0.072	-	-			0.068	
7.200	0.000	0.000	0.000		0.355	-	-	0.000	0.000	0.000		0.517	-	10			0.000	0.000	0.000		0.031	-	-			0.179	-	-			0.072	
7.600	0.128	0.128	0.128	0.128	0.128	8	8	0.000	0.000	0.000		0.299	-	6			0.000	0.000	0.000		0.181	-	33			0.361	-	-			0.076	
8.000	0.000	0.000	0.000		0.015	-	-	0.000	0.000	0.000		0.153	-	-			0.000	0.000	0.000		0.492	-	-			0.616	-	-			0.080	
8.400	0.000	0.000	0.000		0.001	-	-	0.000	0.000	0.000		0.073	-	-			0.000	0.000	0.000		0.880	-	-			0.937	-	-			0.084	
8.800	0.000	0.000	0.000		0.001	-	-	0.000	0.000	0.000		0.030	-	-			0.000	0.000	0.000		1.28	-	-			1.30	-	-			0.088	
9.200	0.000	0.000	0.000		0.001	-	-	0.000	0.000	0.000		0.012	-	-			0.000	0.000	0.000		1.68	-	-			1.68	-	-			0.092	
9.600	0.000	0.000	0.000		0.002	-	-	0.000	0.000	0.000		0.004	-	-			0.000	0.000	0.000		2.08	-	-			2.08	-	-			0.096	
10.000	0.000	0.000	0.000		0.001	-	-	0.000	0.000	0.000		0.001	-	-			0.000	0.000	0.000		2.48	-	-			2.48	-	-			0.100	
11.000						-	-	0.000	0.000	0.000		0.001	-	-			-	-	0.000	0.000	0.000		3.48	-	-			-	-			0.110
Totals:						8	8						0	16	0	0						8	33				0	304	0	0		
Number of Trades:						1							0		0							0.00					0			0		

OPAP (CR)

(Contract Size: 100 Securities, Exercise Style: American, Physical Delivery)

Exercise Price	Call Options														Put Options																		
	November 2024						December 2024						Other Months		November 2024						December 2024						Other Months		Exercise Price				
	Open price	Price max	Price min	Last price	Closing price	Volume	Open Interest	Open price	Price max	Price min	Last price	Closing price	Volume	Open Interest	Volume	Open Interest	Open price	Price max	Price min	Last price	Closing price	Volume	Open Interest	Open price	Price max	Price min	Last price	Closing price		Volume	Open Interest	Volume	Open Interest
9.600						-	-	0.000	0.000	0.000	5.70	-	-																				
10.000	0.000	0.000	0.000		5.29	-	-	0.000	0.000	0.000	5.30	-	-			0.000	0.000	0.000		0.001	-	-			0.000	0.000	0.000		0.001	-	-		0.100
11.000	0.000	0.000	0.000		4.29	-	-	0.000	0.000	0.000	4.31	-	-			0.000	0.000	0.000		0.001	-	-			0.000	0.000	0.000		0.001	-	-		0.110
12.000	0.000	0.000	0.000		3.29	-	-	0.000	0.000	0.000	3.31	-	-			0.000	0.000	0.000		0.001	-	-			0.000	0.000	0.000		0.001	-	-		0.120
13.000	0.000	0.000	0.000		2.29	-	-	0.000	0.000	0.000	2.32	-	-			0.000	0.000	0.000		0.001	-	-			0.000	0.000	0.000		0.007	-	-		0.130
14.000	0.000	0.000	0.000		1.29	-	-	0.000	0.000	0.000	1.39	-	-			0.000	0.000	0.000		0.001	-	-			0.000	0.000	0.000		0.072	-	-		0.140
15.000	0.000	0.000	0.000		0.390	-	-	0.000	0.000	0.000	0.651	-	-			0.000	0.000	0.000		0.102	-	50			0.000	0.000	0.000		0.335	-	-		0.150
16.000	0.000	0.000	0.000		0.027	-	1	0.000	0.000	0.000	0.222	-	40			0.000	0.000	0.000		0.741	-	-			0.000	0.000	0.000		0.909	-	-		0.160
17.000	0.000	0.000	0.000		0.001	-	-	0.000	0.000	0.000	0.055	-	-			0.000	0.000	0.000		1.72	-	-			0.000	0.000	0.000		1.75	-	-		0.170
18.000	0.000	0.000	0.000		0.002	-	-	0.000	0.000	0.000	0.009	-	-			0.000	0.000	0.000		2.72	-	-			0.000	0.000	0.000		2.72	-	-		0.180
19.000	0.000	0.000	0.000		0.004	-	-	0.000	0.000	0.000	0.001	-	-			0.000	0.000	0.000		3.72	-	-			0.000	0.000	0.000		3.72	-	-		0.190
20.000	0.000	0.000	0.000		0.001	-	-	0.000	0.000	0.000	0.001	-	-			0.000	0.000	0.000		4.72	-	-			0.000	0.000	0.000		4.72	-	-		0.200
22.000	0.000	0.000	0.000		0.001	-	-	0.000	0.000	0.000	0.001	-	-			0.000	0.000	0.000		6.72	-	-			0.000	0.000	0.000		6.72	-	-		0.220
24.000						-	-	0.000	0.000	0.000	0.001	-	-																				0.240
Totals:						0	1					0	40	0	0						0	50						0	0	0	0		
Number of Trades:						0						0		0							0.00							0		0			

OTE (CR)

(Contract Size: 100 Securities, Exercise Style: American, Physical Delivery)

Exercise Price	Call Options														Put Options																			
	November 2024						December 2024						Other Months		November 2024						December 2024						Other Months		Exercise Price					
	Open price	Price max	Price min	Last price	Closing price	Volume	Open Interest	Open price	Price max	Price min	Last price	Closing price	Volume	Open Interest	Volume	Open Interest	Open price	Price max	Price min	Last price	Closing price	Volume	Open Interest	Open price	Price max	Price min	Last price	Closing price		Volume	Open Interest	Volume	Open Interest	
9.200						-	-	0.000	0.000	0.000	6.29	-	-			-	-	0.000	0.000	0.000	0.001	-	-			0.000	0.000	0.000		0.001	-	-		
9.600						-	-	0.000	0.000	0.000	5.89	-	-			-	-	0.000	0.000	0.000	0.001	-	-			0.000	0.000	0.000	0.001	-	-			0.096
10.000	0.000	0.000	0.000		5.48	-	-	0.000	0.000	0.000	5.49	-	-			0.000	0.000	0.000	0.001	-	-			0.000	0.000	0.000	0.001	-	-			0.100		
11.000	0.000	0.000	0.000		4.48	-	-	0.000	0.000	0.000	4.50	-	-			0.000	0.000	0.000	0.001	-	-			0.000	0.000	0.000	0.001	-	-			0.110		
12.000	0.000	0.000	0.000		3.48	-	-	0.000	0.000	0.000	3.50	-	-			0.000	0.000	0.000	0.001	-	-			0.000	0.000	0.000	0.001	-	-			0.120		
13.000	0.000	0.000	0.000		2.48	-	-	0.000	0.000	0.000	2.51	-	-			0.000	0.000	0.000	0.001	-	-			0.000	0.000	0.000	0.005	-	-			0.130		
14.000	0.000	0.000	0.000		1.48	-	-	0.000	0.000	0.000	1.56	-	-			0.000	0.000	0.000	0.002	-	-			0.000	0.000	0.000	0.056	-	-			0.140		
15.000	0.000	0.000	0.000		0.562	-	-	0.000	0.000	0.000	0.782	-	-			0.000	0.000	0.000	0.084	-	-			0.000	0.000	0.000	0.276	-	-			0.150		
16.000	0.000	0.000	0.000		0.080	-	2	0.000	0.000	0.000	0.296	-	-			0.000	0.000	0.000	0.602	-	-			0.000	0.000	0.000	0.791	-	-			0.160		
17.000	0.000	0.000	0.000		0.003	-	-	0.000	0.000	0.000	0.080	-	-			0.000	0.000	0.000	1.53	-	-			0.000	0.000	0.000	1.58	-	-			0.170		
18.000	0.000	0.000	0.000		0.001	-	-	0.000	0.000	0.000	0.016	-	-			0.000	0.000	0.000	2.53	-	-			0.000	0.000	0.000	2.53	-	-			0.180		
19.000	0.000	0.000	0.000		0.001	-	-	0.000	0.000	0.000	0.002	-	-			0.000	0.000	0.000	3.53	-	-			0.000	0.000	0.000	3.53	-	-			0.190		
20.000	0.000	0.000	0.000		0.002	-	-	0.000	0.000	0.000	0.001	-	-			0.000	0.000	0.000	4.53	-	-			0.000	0.000	0.000	4.53	-	-			0.200		
22.000	0.000	0.000	0.000		0.001	-	-	0.000	0.000	0.000	0.001	-	-			0.000	0.000	0.000	6.53	-	-			0.000	0.000	0.000	6.53	-	-			0.220		
Totals:						0	2					0	0	0	0					0	0							0	0	0	0			
Number of Trades:						0						0		0						0.00								0		0				

PIRAEUS FINANCIAL HOLD (CR)

(Contract Size: 100 Securities, Exercise Style: American, Physical Delivery)

Call Options														Put Options																					
November 2024							December 2024							Other Months		November 2024							December 2024							Other Months		Exercise Price			
Open price	Price max	Price min	Last price	Closing price	Volume	Open Interest	Open price	Price max	Price min	Last price	Closing price	Volume	Open Interest	Volume	Open Interest	Open price	Price max	Price min	Last price	Closing price	Volume	Open Interest	Open price	Price max	Price min	Last price	Closing price	Volume	Open Interest	Volume	Open Interest				
2.200					-	-	0.000	0.000	0.000		1.47	-	-			0.000	0.000	0.000			0.001	-	-			0.000	0.000	0.000			0.001	-	-	0.022	
2.400	0.000	0.000	0.000		1.26	-	-	0.000	0.000	0.000		1.27	-	-		0.000	0.000	0.000			0.001	-	-			0.000	0.000	0.000			0.001	-	-	0.024	
2.600	0.000	0.000	0.000		1.06	-	-	0.000	0.000	0.000		1.07	-	-		0.000	0.000	0.000			0.001	-	-			0.000	0.000	0.000			0.001	-	-	0.026	
2.800	0.000	0.000	0.000		0.862	-	-	0.000	0.000	0.000		0.869	-	-		0.000	0.000	0.000			0.001	-	-			0.000	0.000	0.000			0.002	-	-	0.028	
3.000	0.000	0.000	0.000		0.662	-	-	0.000	0.000	0.000		0.676	-	-		0.000	0.000	0.000			0.002	-	-			0.000	0.000	0.000			0.008	-	-	0.030	
3.200	0.000	0.000	0.000		0.463	-	-	0.000	0.000	0.000		0.495	-	-		0.000	0.000	0.000			0.001	-	-			0.000	0.000	0.000			0.028	-	-	0.032	
3.400	0.000	0.000	0.000		0.273	-	-	0.000	0.000	0.000		0.338	-	-		0.000	0.000	0.000			0.011	-	-			0.000	0.000	0.000			0.070	-	-	0.034	
3.600	0.000	0.000	0.000		0.122	-	-	0.000	0.000	0.000		0.214	-	-		0.000	0.000	0.000			0.060	-	-			0.000	0.000	0.000			0.146	-	-	0.036	
3.800	0.000	0.000	0.000		0.038	-	-	0.000	0.000	0.000		0.124	-	-		0.000	0.000	0.000			0.176	-	-			0.000	0.000	0.000			0.255	-	-	0.038	
4.000	0.000	0.000	0.000		0.007	-	-	0.000	0.000	0.000		0.067	-	-		0.000	0.000	0.000			0.346	-	-			0.000	0.000	0.000			0.399	-	-	0.040	
4.400	0.000	0.000	0.000		0.001	-	-	0.000	0.000	0.000		0.015	-	-		0.000	0.000	0.000			0.740	-	-			0.000	0.000	0.000			0.749	-	-	0.044	
4.800	0.000	0.000	0.000		0.001	-	-	0.000	0.000	0.000		0.002	-	-		0.000	0.000	0.000			1.14	-	-			0.000	0.000	0.000			1.14	-	-	0.048	
5.200	0.000	0.000	0.000		0.001	-	-	0.000	0.000	0.000		0.001	-	-		0.000	0.000	0.000			1.54	-	-			0.000	0.000	0.000			1.54	-	-	0.052	
5.600	0.000	0.000	0.000		0.001	-	-	0.000	0.000	0.000		0.001	-	-		0.000	0.000	0.000			1.94	-	-			0.000	0.000	0.000			1.94	-	-	0.056	
6.000	0.000	0.000	0.000		0.001	-	-	0.000	0.000	0.000		0.001	-	-		0.000	0.000	0.000			2.34	-	-			0.000	0.000	0.000			2.34	-	-	0.060	
6.400					-	-	0.000	0.000	0.000		0.001	-	-									-	-			0.000	0.000	0.000			2.74	-	-	0.064	
Totals:					0	0						0	0			0	0						0	0						0	0			0	0
Number of Trades:					0							0			0								0.00							0			0		

PPC (CR)

(Contract Size: 100 Securities, Exercise Style: American, Physical Delivery)

Exercise Price	Call Options														Put Options																			
	November 2024						December 2024						Other Months		November 2024						December 2024						Other Months		Exercise Price					
	Open price	Price max	Price min	Last price	Closing price	Volume	Open Interest	Open price	Price max	Price min	Last price	Closing price	Volume	Open Interest	Volume	Open Interest	Open price	Price max	Price min	Last price	Closing price	Volume	Open Interest	Open price	Price max	Price min	Last price	Closing price		Volume	Open Interest	Volume	Open Interest	
8.000						-	-	0.000	0.000	0.000	4.07	-	-																					
8.400	0.000	0.000	0.000		3.65	-	-	0.000	0.000	0.000	3.67	-	-			0.000	0.000	0.000		0.001	-	-			0.000	0.000	0.000		0.001	-	-			0.084
8.800	0.000	0.000	0.000		3.25	-	-	0.000	0.000	0.000	3.27	-	-			0.000	0.000	0.000		0.001	-	-			0.000	0.000	0.000		0.001	-	-			0.088
9.200	0.000	0.000	0.000		2.86	-	-	0.000	0.000	0.000	2.87	-	-			0.000	0.000	0.000		0.002	-	-			0.000	0.000	0.000		0.001	-	-			0.092
9.600	0.000	0.000	0.000		2.46	-	-	0.000	0.000	0.000	2.48	-	-			0.000	0.000	0.000		0.001	-	-			0.000	0.000	0.000		0.005	-	-			0.096
10.000	0.000	0.000	0.000		2.06	-	-	0.000	0.000	0.000	2.09	-	-			0.000	0.000	0.000		0.002	-	-			0.000	0.000	0.000		0.015	-	-			0.100
11.000	0.000	0.000	0.000		1.06	-	5	0.000	0.000	0.000	1.19	-	-			0.000	0.000	0.000		0.006	-	5			0.000	0.000	0.000		0.117	-	-			0.110
12.000	0.000	0.000	0.000		0.259	-	22	0.000	0.000	0.000	0.535	-	-			0.000	0.000	0.000		0.203	-	11			0.000	0.000	0.000		0.457	-	-			0.120
13.000	0.000	0.000	0.000		0.015	-	-	0.000	0.000	0.000	0.182	-	-			0.000	0.000	0.000		0.960	-	-			0.000	0.000	0.000		1.11	-	-			0.130
14.000	0.000	0.000	0.000		0.001	-	-	0.000	0.000	0.000	0.045	-	-			0.000	0.000	0.000		1.95	-	-			0.000	0.000	0.000		1.97	-	-			0.140
15.000	0.000	0.000	0.000		0.001	-	-	0.000	0.000	0.000	0.009	-	-			0.000	0.000	0.000		2.95	-	-			0.000	0.000	0.000		2.95	-	-			0.150
16.000	0.000	0.000	0.000		0.001	-	-	0.000	0.000	0.000	0.001	-	-			0.000	0.000	0.000		3.95	-	-			0.000	0.000	0.000		3.95	-	-			0.160
17.000	0.000	0.000	0.000		0.001	-	-	0.000	0.000	0.000	0.001	-	-			0.000	0.000	0.000		4.95	-	-			0.000	0.000	0.000		4.95	-	-			0.170
18.000						-	-	0.000	0.000	0.000	0.001	-	-																					0.180
Totals:						0	27					0	0	0	0						0	16						0	0	0	0			
Number of Trades:						0						0		0							0.00							0		0				

Lending Products	Underlying Title	Open Interest[5]	Multilateral Transactions[1]				Bilateral Transactions[2]		Stock Borrowing through OTC (volume)[3]
			Volume(Offered)	Average Weighted	Transactions volume	Average Weighted	Transactions Volume	Average Weighted	Transactions Volume
ADMIEBOR	ADMIE (IPTO) HOLDING S.A. (CR)	1,000	---	---	---	---	---	209,364	
AEGNBOR	AEGEAN AIRLINES (CR)	---	---	---	---	---	---	479,210	
AETFBOR	ALPHA ETF FTSE Athex Large Cap	---	---	---	---	---	---	---	
ALPHABOR	ALPHA SERVICES HOLD (CR)	---	---	---	---	---	---	68,184,218	
AIABOR	ATHENS INTL AIRPORT (CR)	---	---	---	---	1,000	0.01%	205,100	
ACAGBOR	AUSTRIACARD (CB)	---	---	---	---	---	---	2,000	
OTOELBOR	AUTOHELLAS SA (CR)	3,353	---	---	---	---	---	45,283	
AVAXBOR	AVAX S.A. (CR)	---	---	---	---	---	---	138,696	
BOCHGRBOR	BANK OF CYPRUS (CR)	---	---	---	---	---	---	346,232	
EEEBOR	CC HBC AG (CR)	12,935	---	---	---	1,000	0.01%	108,993	
CENERBOR	CENERGY HOLDINGS (CB)	---	---	---	---	---	---	360,597	
DIMANDBOR	DIMAND (CR)	---	---	---	---	---	---	63,347	
ELLAKTORBOR	ELLAKTOR (CR)	---	---	---	---	---	---	239,626	
ELHABOR	ELVALHALCOR (CR)	995	---	---	---	---	---	234,063	
EUROBBOR	EUROBANK HOLDINGS (CR)	20,000	---	---	---	---	---	63,449,753	
EYDAPBOR	EYDAP S.A. (CR)	---	---	---	---	---	---	212,465	
FOYRKBOR	FOURLIS (CR)	---	---	---	---	---	---	19,560	
GEKTERNABOR	GEK TERNA (CR)	---	---	---	---	---	---	5,145	
SARBOR	GR. SARANTIS S.A. (CR)	3,051	---	---	---	---	---	13,365	
EXAEBOR	HELLENIC EXCHANGES-A.S.E. (CR)	---	---	---	---	---	---	151,086	
ELPEBOR	HELLENIQ ENERGY (CR)	---	---	---	---	---	---	1,351,184	
INTEKBOR	IDEAL HOLDINGS (CR)	---	---	---	---	---	---	11,600	
INTRKBOR	INTRACOM HOLDINGS (CR)	---	---	---	---	---	---	42,000	
INKATBOR	INTRAKAT (CR)	---	---	---	---	---	---	988,966	
INLOTBOR	INTRALOT (CR)	---	---	---	---	---	---	1,096,376	
BELABOR	JUMBO SA (CR)	16,178	---	---	---	---	---	202,915	
KRIBOR	KRI-KRI S.A. (CR)	---	---	---	---	---	---	---	
LAMDABOR	LAMDA DEVELOPMENT SA (CR)	---	---	---	---	---	---	235,658	
LAVIBOR	LAVIPHARM SA (CR)	---	---	---	---	---	---	---	
MYTILBOR	METLEN ENERGY & METALS (CR)	1,000	---	---	---	---	---	219,158	
MIGBOR	MIG (CR)	541	---	---	---	---	---	39,913	

Stock Lending Notes

[1] - Multilateral contracts Lending or Borrowing as per Methods 8-1, 8-2 and 8-3-3 (According to ATHEX BoD Resolution No.17)

[2] - Bilateral Contracts Lending or Borrowing as per Methods 8-3-1 and 8-3-2 & Contracts as per Method 4 (According to ATHEX BoD Resolution No.20)

[3] - The information concerning OTC Stock Borrowing Transactions is based on the statements of the Dematerialised Securities System (DSS) operators involved and refers to volumes that have been registered up until the previous working day.

[4] - Average Price (Volume weighted)

[5] - The Data concerning Open Interest before the start of trading session

Lending Products	Underlying Title	Open Interest[5]	Multilateral Transactions[1]				Bilateral Transactions[2]		Stock Borrowing through OTC (volume)[3]	
			Volume(Offered)	Average Weighted	Transactions volume	Average Weighted	Transactions Volume	Average Weighted	Transactions Volume	
MOHBOR	MOTOR OIL (CR)	---	---	---	---	---	---	---	1,395,796	
ETEBOR	NATIONAL BANK (CR)	45,000	---	---	21,793	4.70%	---	---	12,247,874	
OPAPBOR	OPAP (CR)	---	---	---	3,000	4.33%	---	---	1,695,125	
OPTIMABOR	OPTIMA BANK (CR)	2,000	---	---	---	---	---	---	911,141	
HTOBOR	OTE (CR)	3,000	---	---	---	---	---	---	2,286,705	
PPABOR	P.P.A. S.A. (CR)	1,154	---	---	---	---	---	---	67,676	
TPEIRBOR	PIRAEUS FINANCIAL HOLD (CR)	---	---	---	---	---	---	---	12,979,452	
PPCBOR	PPC (CR)	10,000	---	---	---	---	---	---	3,269,484	
PROFBOR	PROFILE SA (CR)	---	---	---	---	---	---	---	5,000	
QUESTBOR	QUEST HOLDINGS (CR)	1,591	---	---	---	---	---	---	37,914	
OLYMPBOR	TECHNICAL OLYMPIC SA (CR)	---	---	---	---	---	---	---	---	
TENERGYBOR	TERNA ENERGY (CR)	---	---	---	---	---	---	---	489,643	
EYAPSBOR	THESSALONIKA WATER & SEWERAGE	---	---	---	---	---	---	---	---	
PLATBOR	THRACE PLASTICS SA (CR)	---	---	---	---	---	---	---	1,596	
TITCBOR	TITAN CEMENT (CB)	1,390	---	---	400	4.33%	---	---	197,073	
VIORBOR	VIHALCO SA/NV (CB)	3,600	---	---	---	---	---	---	---	

Stock Lending Notes

[1] - Multilateral contracts Lending or Borrowing as per Methods 8-1, 8-2 and 8-3-3 (According to ATHEX BoD Resolution No.17)

[2] - Bilateral Contracts Lending or Borrowing as per Methods 8-3-1 and 8-3-2 & Contracts as per Method 4 (According to ATHEX BoD Resolution No.20)

[3] - The information concerning OTC Stock Borrowing Transactions is based on the statements of the Dematerialised Securities System (DSS) operators involved and refers to volumes that have been registered up until the previous working day.

[4] - Average Price (Volume weighted)

[5] - The Data concerning Open Interest before the start of trading session

Sectors codification for listed companies

12003-	ETF	10101010	Computer Services
10101015	Software	10102030	Computer Hardware
15101010	Telecommunications Equipment	15102015	Telecommunications Services
20101010	Health Care Facilities	20101025	Health Care Services
20102010	Medical Equipment	20103015	Pharmaceuticals
30101010	Banks	30202000	Diversified Financial Services
30202010	Asset Managers & Custodians	30202015	Investment Services
30204000	Closed End Investments	30302010	Full Line Insurance
30302015	Insurance Brokers	30302025	Property and Casualty Insurance
35101010	Real Estate Holding and Development	35101015	Real Estate Services
35102000	Diversified REITs	35102030	Office REITs
35102045	Retail REITs.	40201040	Rental & Leasing Services: Consumer
40202010	Home Construction	40202015	Household Furnishings
40202020	Household Appliance	40203040	Electronic Entertainment
40204020	Clothing & Accessories	40301010	Entertainment
40301030	Publishing	40301035	Radio & TV Broadcasters
40401010	Diversified Retailers	40401020	Apparel Retailers
40401025	Home Improvement Retailers	40401030	Specialty Retailers
40501010	Airlines	40501015	Travel & Tourism
40501020	Casinos & Gambling	40501025	Hotels & Motels
45101015	Distillers & Vintners	45101020	Soft Drinks
45102010	Farming Fishing Ranching & Plantations	45102020	Food Products
45103010	Tobacco	45201010	Food Retailers & Wholesalers
45201020	Personal Products	50101010	Construction
50101020	Building Roof/Wallboard and Plumbing	50101030	Cement
50101035	Building Materials: Other	50202010	Electrical Components
50203015	Plastics	50203030	Containers & Packaging
50204000	Machinery: Industrial	50204020	Machinery: Construction & Handling
50205010	Industrial Suppliers	50205020	Back Office Support HR & Consulting
50205030	Forms & Bulk Printing Services	50206015	Commercial Vehicles & Parts
50206030	Marine Transportation	50206060	Transportation Services
55101000	Diversified Materials	55101020	Textile Products
55102000	General Mining	55102010	Iron & Steel
55102015	Metal Fabricating	55102035	Aluminum
60101020	Oil Refining and Marketing	65101010	Alternative Electricity
65101015	Conventional Electricity	65102000	Multi-Utilities
65102030	Water		



ATHEX
Athens Stock Exchange

Λεωφ. Αθηνών 110 104 42 Αθήνα
110, Athinon Ave. GR 104 42 Athens
tel. (+30)210-33.66.800, fax (+30)210-33.66.101
www.athexgroup.gr