

24

Ημερήσιο Δελτίο
Συναλλακτικής Δραστηριότητας

Daily Official List
of Trading Activity

Monday, 4 November, 2024
Year: 145 Trading Day No: 209



ATHEXGROUP
Athens Exchange Group

Disclaimer:

Hellenic Exchanges-Athens Stock Exchange S.A endeavours to ensure that the data and other material ("Information") presented on the Daily Official List are accurate and complete, but it is not liable for any errors or omissions of data or /and for the accuracy, credibility, updating and completeness of the aforesaid information nor it has any liability arising directly or indirectly from the use of the above Information.

The Company is not liable for the accuracy of the data included in listed companies' announcements. Only the sender of such an announcement is fully and solely liable for any infringement of third party's rights from the content of such announcement. All contents of the Daily Official List are provided only for information purposes and do not constitute investment advice or solicitation to invest in securities or other products listed for trading on the Exchange.

You acknowledge and agree that the Company is the owner of any property rights related to any Information appearing on the Daily Official List including intellectual property rights copyright, trademarks, etc.

The above data are a property of the Hellenic Exchanges-Athens Exchange and are copyright protected. Users are forbidden to reproduce, modify, copy, sale, transmit or redistribute, by all reproduction means and methods, part or the whole of the above data, without reference to their source.

The commercial exploitation of these data is, also, forbidden by third parties. Hellenic Exchanges-Athens Exchange does not carry any responsibility, direct or indirect, derived from usage or accidental alteration of the above data when used by third parties.

Hellenic Exchanges – Athens Stock Exchange S.A.

110 Athinon Ave., 10442 Athens, Tel: (210) 33.66.800, Fax: (210) 32.13.938

www.athexgroup.gr

Thessalonica Stock Exchange Center (T.S.E.C)

16-18 Katouni Str., Thessalonica 546 25 Tel: (2310) 567.667, Fax: (2310) 530.545

Athex Members Guarantee Fund

14-16 Fidiou Str., Athens 106 78, Tel: (210) 33.04.682, Fax: (210) 33.04.155

Hellenic Republic Capital Market Commission

1 Kolokotroni Str. & 1 Stadiou Str., Athens 10562 Tel: (210) 33.77.100 Fax: (210) 33.77.173

Table of Contents

Section 1: Statistical Figures of Securities, Derivatives and Lending

Summary of Markets

Athex Indices

Analytic Figures for Athex Market's Boards and Categories

Trading Details by Athex Sectors and Financial Instruments (ETFs)

Top 10 best & worst performing Shares

Derivatives Summary

Section 2: Analytic Figures of Shares Transactions

Analytic Figures of Shares Transactions

Shares' Notes

Section 3: Figures of Securities Transactions

Securities Blocks Details

Shares Rights Details

Stock Borrowing

Forced Sales Details

Forced Sales Registered Shares

Exchange Traded Funds (ETFs) Characteristics

Section 5: Bonds traded in Fixed Income Assets Market

Convertible Corporate Bonds - Regulated Market

Non Convertible Corporate Bonds - Regulated Market

Government Bonds

Treasury Bills & Zero Coupon Government Bonds

Government Bonds Traded with the Open Outcry Method

State Banks Bonds

Section 6: Additional Infos

Athex & ATHEXClear Members List

List of Stocks under Market Making operations

Section 7: Derivatives Market Analytic Figures

Index Futures

Stock Futures

Index Options

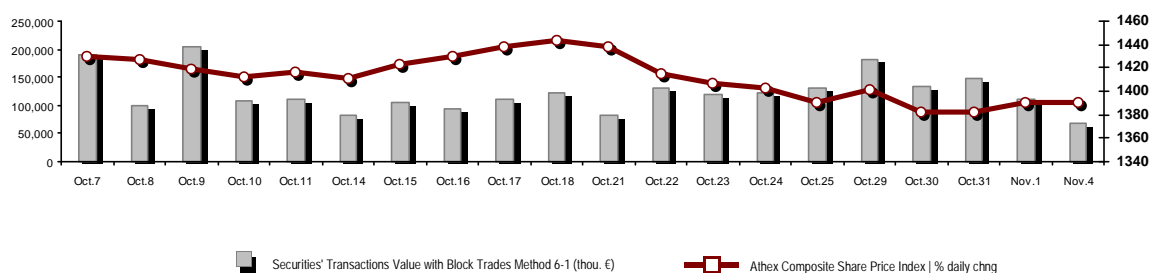
Stock Options

Stock Lending Analytic Figures

Appendix A: Sectors codification for listed companies

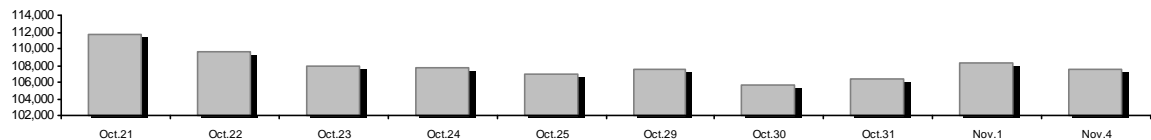
Summary of Markets

Athex Composite Share Price Index vs Shares and Derivatives Transactions Value

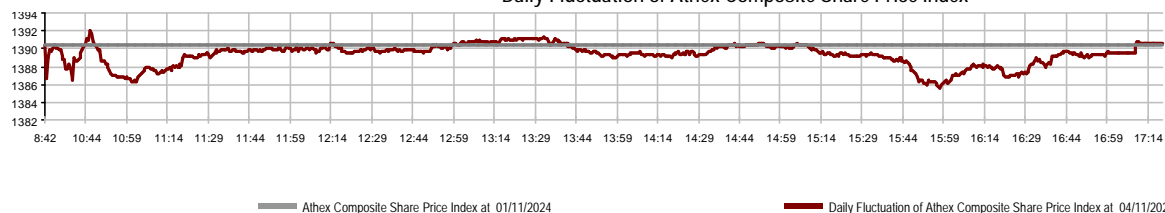


Athex Capitalisation (mill. €)**:	107,520.22	Derivatives Total Open Interest	485,646
Daily change: mill. € %	-764.17 -0.71%	in Index Futures % daily chng	6,010 -1.22%
Yearly Avg Capitalisation: mill. € % chng prev year Avg	98,013.82 21.93%	in Stock Futures % daily chng	478,287 1.06%
Athex Composite Share Price Index % daily chng	1,390.65 0.01%	in Index Options % daily chng	892 0.45%
Athex Composite Share Price Index Capitalisation (mill. €)	90,366.24	in Stock Options % daily chng	457 0.00%
Daily change (mill. €)	26.84		
Securities' Transactions Value with Block Trades Method 6-1 (t)	67,439.51	Derivatives Contracts Volume:	10,419
Daily change: %	-44,454.95 -39.73%	Daily change: pieces %	-10,308 -49.73%
YtD Avg Trans. Value: thou. € % chng prev year Avg	130,807.92 19.38%	YtD Avg Derivatives Contracts % chng prev year Avg	36,068 -17.96%
Blocks Transactions Value of Method 6-1 (thou. €)	5,897.00	Derivatives Trades Number:	824
Blocks Transactions Value of Method 6-2 & 6-3 (thou. €)	0.00	Daily change: number %	-260 -23.99%
Bonds Transactions Value (thou.€)	703.18	YtD Avg Trades number % chng prev year Avg	1,828 -21.57%
Securities' Transactions Volume with Block Trades Method 6-1 (tho)	15,734.82	Lending Total Open Interest	145,183
Daily change: thou. pieces %	-12,188.52 -43.65%	Daily change: pieces %	-11,452 -7.31%
YtD Avg Volume: % chng prev year Avg	28,451.93 -15.37%	Lending Volume (Multilateral/Bilateral)	8,500
Blocks Transactions Volume of Method 6-1 (thou. Pieces)	2,039.75	Daily change: pieces %	-1,790
Blocks Transactions Volume of Method 6-2 & 6-3 (thou. Pieces)	0.00	Multilateral Lending	8,500
Bonds Transactions Volume	713,000	Bilateral Lending	0
Securities' Trades Number with Block Trades Method 6-1	24,947	Lending Trades Number:	3
Daily change: number %	-2,400 -8.78%	Daily change: %	-3
YtD Avg Trades number % chng prev year Avg	36,660 1.21%	Multilateral Lending Trades Number	3
Number of Blocks Method 6-1	10	Bilateral Lending Trades Number	0
Number of Blocks Method 6-2 & 6-3	0		
Number of Bonds Transactions	172		

Athex Capitalisation (mill. €)**



Daily Fluctuation of Athex Composite Share Price Index



Athex Indices

Index name	04/11/2024	01/11/2024	pts.	%	Min	Max	Year min	Year max	Year change
Athex Composite Share Price Index	1,390.65 #	1,390.49	0.16	0.01%	1,385.63	1,392.09	1,293.14	1,505.35	7.54% #
Athex Composite Index Total Return Index	2,628.47 #	2,622.98	5.49	0.21%	2,618.98	2,631.19	2,355.44	2,789.06	11.59% #
Athex ESG Index	1,579.84 #	1,578.11	1.73	0.11%	1,572.46	1,580.51	1,471.77	1,722.97	7.34% #
ATHEX Alternative Market Price Index	14,442.23 €	14,509.74	-67.51	-0.47%	14,434.70	14,571.43	9,352.11	15,435.43	54.43% #
FTSE/Athex Large Cap	3,362.99 #	3,359.70	3.29	0.10%	3,346.90	3,364.25	3,122.79	3,665.50	7.69% #
FTSE/Athex Mid Cap Index	2,259.23 €	2,266.65	-7.42	-0.33%	2,251.90	2,267.69	2,054.77	2,459.55	0.37% #
FTSE/ATHEX High Dividend Yield Index	3,797.83 €	3,815.07	-17.24	-0.45%	3,778.20	3,815.07	3,629.54	4,217.66	0.70% #
FTSE/Athex Market Index	804.10 #	803.29	0.81	0.10%	800.25	804.38	746.82	875.18	7.67% #
FTSE/Athex Banks	1,175.21 #	1,170.76	4.45	0.38%	1,164.48	1,175.55	1,057.67	1,354.57	10.70% #
FTSE/ATHEX TECHNOLOGY & TELECOMMUNICAT	5,562.44 €	5,629.28	-66.84	-1.19%	5,562.44	5,629.28	4,915.95	5,868.21	9.66% #
FTSE/ATHEX FINANCIAL SERVICES	5,517.45 #	5,496.75	20.70	0.38%	5,468.46	5,519.19	4,996.31	6,357.41	10.04% #
FTSE/ATHEX REAL ESTATE	4,894.97 €	4,895.49	-0.52	-0.01%	4,868.82	4,915.31	4,507.00	5,120.52	-1.32% €
FTSE/ATHEX CONSUMER DISCRETIONARY	4,872.05 €	4,928.17	-56.12	-1.14%	4,836.99	4,928.17	4,663.68	5,557.48	-2.87% €
FTSE/ATHEX CONSUMER STAPLES	6,562.78 #	6,501.69	61.09	0.94%	6,501.69	6,591.81	5,069.68	6,705.26	28.97% #
FTSE/ATHEX INDUSTRIALS	6,360.03 #	6,356.89	3.14	0.05%	6,319.03	6,369.67	5,044.08	6,784.09	25.16% #
FTSE/ATHEX BASIC MATERIALS	4,608.34 €	4,609.98	-1.64	-0.04%	4,578.92	4,635.12	4,369.10	5,876.05	-5.37% €
FTSE/ATHEX ENERGY & UTILITIES	4,759.33 #	4,751.90	7.43	0.16%	4,736.08	4,782.38	4,536.38	5,474.06	-4.58% €
Athex All Share Index	353.60 €	356.10	-2.50	-0.70%	353.60	353.60	304.60	367.53	17.09% #
Hellenic Mid & Small Cap Index	2,003.16 €	2,006.13	-2.97	-0.15%	1,994.08	2,008.77	1,881.89	2,157.15	3.84% #
FTSE/Athex Large Cap Total Return	5,785.34 #	5,779.68	5.66	0.10%			5,201.70	6,187.73	11.96% #
FTSE/Athex Mid Cap Total Return	3,093.75 €	3,103.91	-10.16	-0.33%			2,872.41	3,302.69	2.06% #
MSCI GREECE REBASED	5,211.97 €	5,213.64	-1.67	-0.03%	5,183.03	5,215.26	4,964.20	5,837.84	4.56% #
Hellenic Corporate Bond Index	137.12 #	137.07	0.05	0.04%			129.54	137.17	5.77% #
Hellenic Corporate Bond Price Index	93.18 #	93.15	0.03	0.03%			90.52	93.35	2.79% #

Note 1: FTSE/Med 100, Hellenic Corporate Bond Price Index and Hellenic Corporate Bond Index closing prices refer to the previous trading day of 31/10/2024.

Note 2: The Hellenic Mid & Small Cap Index is a Customized index calculated by the Athens Exchange.

Analytic Figures for Athex Market's Boards and Categories

	Total Traded Securities	Main Market	Surveillance	Exchange Traded Funds (ETFs)
Totals	119	112	6	1
Gain / Lose / Same:	45 / 56 / 18	44 / 55 / 13	0 / 1 / 5	1 / 0 / 0
Athex Capitalisation (mill. €) **	107,520.22	107,456.12	64.10	
Daily Average Trans/ons Value(thou.€)	130,807.92	130,697.29	29.75	237.62
Transactions Value	67,439.51	66,880.41	9.34	549.75
Main Board:	61,542.51	60,983.41	9.34	549.75
Blocks Board 6_2_3:	5,897.00	5,897.00	0.00	0.00
Forced Sales Board:	0.00	0.00	0.00	0.00
Special Terms Board:	0.00	0.00	0.00	0.00
Daily Average Transactions Volume	28,451,933	28,332,073	132,617	6,867
Transactions Volume	15,734,817	15,674,812	43,605	16,400
Main Board:	13,695,071	13,635,066	43,605	16,400
Blocks Board 6_2_3:	2,039,746	2,039,746	0	0
Forced Sales Board:	0	0	0	0
Special Terms Board:	0	0	0	0
Daily Average Number of Trades	36,660	36,560	57	44
Number of Trades	24,947	24,859	42	46
Main Board:	24,937	24,849	42	46
Blocks Board 6_2_3:	10	10	0	0
Forced Sales Board:	0	0	0	0
Special Terms Board:	0	0	0	0

Trading Details by Athex Sectors and Financial Instruments (ETFs)

Code	Sectors	Gain / Lose / Same	Number of Trades	Transactions Volume	Transactions Value	% of Total Trans. Value
3010	- Banks	5 / 3 / 0	7,676	10,830,504	30,804,499.25	45.68%
5510	- Basic Resources	3 / 6 / 1	752	168,662	589,950.94	0.87%
5010	- Construction & Materials	3 / 8 / 2	1,962	513,296	2,795,371.54	4.15%
4020	- Consumer Products & Services	1 / 2 / 3	205	48,519	91,579.68	0.14%
6010	- Energy	2 / 2 / 0	1,429	244,376	2,911,306.16	4.32%
12000	- Financial Instruments	1 / 0 / 0	46	16,400	549,753.13	0.82%
3020	- Financial Services	4 / 1 / 0	187	20,720	91,565.05	0.14%
4510	- Food Beverage & Tobacco	6 / 0 / 2	236	54,461	1,214,198.91	1.80%
2010	- Health Care	0 / 3 / 0	167	55,683	44,797.11	0.07%
5020	- Industrial Goods & Services	4 / 10 / 2	1,467	394,751	2,718,286.15	4.03%
3030	- Insurance	0 / 1 / 0	12	417	1,795.76	0.00%
4030	- Media	0 / 2 / 0	46	34,921	16,484.96	0.02%
4520	- Personal Care, Drug & Grocery Stores	2 / 0 / 0	237	73,468	708,300.89	1.05%
3510	- Real Estate	3 / 3 / 4	821	212,088	826,236.36	1.23%
4040	- Retail	3 / 1 / 2	699	134,305	2,306,773.71	3.42%
1010	- Technology	3 / 7 / 0	1,051	253,700	861,967.06	1.28%
1510	- Telecommunications	0 / 1 / 1	1,246	255,890	3,933,958.36	5.83%
4050	- Travel & Leisure	2 / 3 / 1	3,015	1,802,594	6,043,438.21	8.96%
6510	- Utilities	3 / 3 / 0	3,693	620,062	10,929,246.23	16.21%

Top 10 best & worst performing Shares

Main Market

With positive Price change	Closing price	change	With negative Price change	Closing price	change
PAPOUTSANIS (CR)	2.37	3.49% #	ILYDA S.A. (CR)	1.71	-3.39% €
LOULIS FOOD (CR)	2.74	2.24% #	QUALITY & RELIABILITY SA (CR)	1.056	-3.30% €
PIRAEUS FINANCIAL HOLD (CR)	3.598	1.93% #	IKTINOS HELLAS SA (CR)	0.283	-3.08% €
INTERWOOD-XYLEMPORIA (CR)	0.268	1.52% #	LAVIPHARM SA (CR)	0.726	-2.94% €
P.P.A. S.A. (CR)	29.2	1.39% #	INTERTECH SA (CR)	1.01	-2.89% €
CC HBC AG (CR)	33.04	1.35% #	OPAP (CR)	15.25	-2.80% €
PPC (CR)	12.03	1.26% #	INTRACOM HOLDINGS (CR)	2.7	-2.70% €
MIG (CR)	3.24	1.25% #	INTRALOT (CR)	0.978	-2.20% €
DIMAND (CR)	9.2	1.10% #	CENERGY HOLDINGS (CB)	8.77	-2.12% €
EUROBANK HOLDINGS (CR)	1.94	1.09% #	ELLAKTOR (CR)	1.712	-1.83% €
With the highest Transactions Value	Value (thou. €)	change	With the highest Transactions Volume	Volume	change
PIRAEUS FINANCIAL HOLD (CR)	12,071.91	1.93% #	EUROBANK HOLDINGS (CR)	4,145,006	1.09% #
EUROBANK HOLDINGS (CR)	7,956.88	1.09% #	PIRAEUS FINANCIAL HOLD (CR)	3,358,831	1.93% #
NATIONAL BANK (CR)	6,510.67	-0.89% €	ALPHA SERVICES HOLD (CR)	2,295,662	0.04% #
METLEN ENERGY & METALS (CR)	6,124.84	-0.31% €	INTRALOT (CR)	1,479,417	-2.20% €
OPAP (CR)	4,129.37	-2.80% €	NATIONAL BANK (CR)	891,161	-0.89% €
OTE (CR)	3,932.70	-1.42% €	OPAP (CR)	270,603	-2.80% €
ALPHA SERVICES HOLD (CR)	3,215.54	0.04% #	OTE (CR)	255,680	-1.42% €
PPC (CR)	2,741.92	1.26% #	PPC (CR)	228,179	1.26% #
JUMBO SA (CR)	2,171.82	0.74% #	METLEN ENERGY & METALS (CR)	191,731	-0.31% €
MOTOR OIL (CR)	1,962.30	0.10% #	HELLENIQ ENERGY (CR)	139,445	-1.03% €

Note: Stocks that are not included in the "Under Supervision" category, and the transactions value is more than 10,000 €.

Derivatives Summary

	Number of Trades	Volume	Open Interest
Index Futures	119	352	6,010
FTSE/Athex Banks	0	0	1,627
FTSE/Athex Large Cap	119	352	4,373
MSCI GREECE REBASED	0	0	10
Stock Futures	695	9,946	478,287
ADMIE (IPTO) HOLDING S.A. (CR)	5	126	27,695
AEGEAN AIRLINES (CR)	23	108	3,189
ALPHA SERVICES HOLD (CR)	84	2,638	194,177
ATHENS INTL AIRPORT (CR)	2	20	710
AUTOHELLAS SA (CR)	0	0	128
AVAX S.A. (CR)	4	22	1,228
BANK OF CYPRUS (CR)	0	0	0
CC HBC AG (CR)	0	0	117
CENERGY HOLDINGS (CB)	15	37	5,328
ELLAKTOR (CR)	30	89	3,473
ELVALHALCOR (CR)	6	38	3,828
EUROBANK HOLDINGS (CR)	46	1,531	18,499
EYDAP S.A. (CR)	6	34	4,066
FOURLIS (CR)	1	5	948
GEK TERNA (CR)	16	68	11,168
HELLENIC EXCHANGES-A.S.E. (CR)	0	0	3,642
HELLENIQ ENERGY (CR)	10	44	4,986
INTRACOM HOLDINGS (CR)	15	30	6,737
INTRAKAT (CR)	13	56	2,085
JUMBO SA (CR)	3	8	147
LAMDA DEVELOPMENT SA (CR)	7	22	5,928
METLEN ENERGY & METALS (CR)	29	49	4,753
MIG (CR)	1	5	108
MOTOR OIL (CR)	17	69	6,631
NATIONAL BANK (CR)	43	463	18,728
OPAP (CR)	8	27	862
OPTIMA BANK (CR)	0	0	73
OTE (CR)	18	29	2,689
P.P.A. S.A. (CR)	0	0	71
PIRAEUS FINANCIAL HOLD (CR)	241	4,153	104,761
PPC (CR)	30	207	19,950
QUEST HOLDINGS (CR)	0	0	195
TERNA ENERGY (CR)	5	20	16,625
TITAN CEMENT (CB)	7	12	351
VIOHALCO SA/NV (CB)	10	36	4,411
Index Options	6	81	892
FTSE/Athex Large Cap	6	81	892
Stock Options	4	40	457
ALPHA SERVICES HOLD (CR)	0	0	0
NATIONAL BANK (CR)	0	0	361
OPAP (CR)	4	40	51
OTE (CR)	0	0	2
PIRAEUS FINANCIAL HOLD (CR)	0	0	0
PPC (CR)	0	0	43
Total Derivatives Traded	824	10,419	485,646

Daily Official List

Year: 145 Trading Day No: 209

Section 2: Analytic Figures of Shares Transactions

Monday, 4 November, 2024

Number of Outstanding Securities	Nominal Value	Dividends [1]			Date of Last Coupon		Note	Shares	Closing price	% change	Previous closing price/date	Open price	Price min	Price max	Last price	Avg price	Last Bid [7]	Last Ask [7]	P/E after tax	Year	Volume	Trades	Transactions Value[8]	Company Mkt Value (thou. €)	Year low	Year high	Sector[4]	
3,307,500	0.210	---	0.4	0.4	23/10/2024	30/11/2022	---	ELVE SA (CR)	4.86	1.67 P	4.78	01/11/2024	4.78	4.7	4.88	4.84	4.742	32@4.76	97@4.84	9.07	2023	1,406	20	6,667.26	16,074.45	4.7	5.85	40204020
86,735,980	0.310	---	---	0.02	22/07/2024	07/09/2023	---	ATHENS MEDICAL CENTER SA (CR)	1.48	-1.33 E	1.5	01/11/2024	1.54	1.465	1.54	1.48	1.474	55@1.47	190@1.50	---	---	3,620	37	5,337.49	128,369.25	1.44	2.03	20101025
3,417,600	0.100	0.016	0.016	0.016	04/07/2024	02/04/2024	---	INTERWOOD-XYLEMPORIA (PR)	0.398	---	0.398	01/11/2024	---	---	---	---	---	1000@0.398	---	---	---	---	---	13,532.07	0.252	0.595	50101020	
2,760,000	11.83	11	11.8	12.4	03/06/2024	16/07/1990	---	KARELIA (CR)	344	2.38 P	336	01/11/2024	348	338	348	338	344.667	3@338.00	1@348.00	---	---	6	3	2,068.00	949,440.00	312	360	45103010
6,700,000	0.800	0.047	0.047	0.047	23/07/2024	29/05/2014	---	MILLS KEPENOS (CR)	1.92	9.71 P	1.75	01/11/2024	1.79	1.79	1.92	1.92	1.918	---	181@1.92	20.62	2023	730	4	1,400.23	12,864.00	1.35	2.26	45102020
18,017,472	0.360	---	---	---	11/10/2024	28/08/2017	---	DOMAINE COSTA LAZARIDI (CR)	1.7	---	1.7	01/11/2024	1.73	1.73	1.73	1.73	1.73	1000@1.70	43@1.75	---	---	100	1	173.00	30,629.70	1.6	1.9	45101015
21,364,000	1.12	---	0.4	---	21/08/2023	08/03/2023	---	LAMPASA HOTEL SA (CR)	37.4	---	37.4	01/11/2024	37.2	37.2	37.2	37.2	37.2	380@37.40	75@38.20	---	---	5	1	186.00	799,013.60	28.4	39.8	40501025
5,939,268	0.620	---	---	---	10/07/2003	03/01/2002	---	LANAKAM SA (CR)	0.89	---	0.89	01/11/2024	0.89	0.89	0.89	0.89	0.89	100@0.865	100@0.890	---	---	900	1	801.00	5,285.95	0.815	1.18	40401020
9,819,370	0.500	---	---	---	14/08/2007	09/01/2004	---	MATHIOS REFRACTORY SA (CR)	0.65	---	0.65	01/11/2024	---	---	---	---	1240@0.606	200@0.660	---	---	---	---	---	6,382.59	0.62	1.3	55101000	
32,188,050	0.700	---	---	---	21/07/2008	20/01/2000	---	MOUZAKIS (CR)	0.69	---	0.69	01/11/2024	---	---	---	---	100@0.660	1288@0.720	---	---	---	---	---	22,209.75	0.595	0.92	55101020	
43,200,000	1.00	0.0824	---	0.0383	19/08/2024	13/09/2023	---	MPLE KEDROS (CR)	3.68	---	3.68	01/11/2024	3.67	3.67	3.69	3.68	3.679	300@3.68	100@3.69	---	---	3,900	31	14,347.00	158,976.00	3.2	3.69	35102000
6,340,000	0.600	0.17	0.1	0.2	11/12/2023	11/01/2024	---	NAKAS MUSIC	3.12	---	3.12	01/11/2024	3.18	3.18	3.18	3.18	3.18	50@2.92	27@3.18	---	---	71	2	225.78	19,780.80	2.5	3.18	40401030
27,379,200	0.980	---	0.45	0.5001	01/08/2024	29/08/2022	---	CRETE PLASTICS SA (CR)	15	---	15	01/11/2024	---	---	---	---	100@14.00	500@14.90	---	---	---	---	---	410,688.00	13.8	16.4	50203015	
255,494,534	2.71	0.279	0.255	0.247	14/06/2024	30/09/2021	---	PRODEA (CR)	6.2	---	6.2	01/11/2024	---	---	---	---	220@6.10	309@6.40	---	---	---	---	---	1,584,066.11	6.2	8	35102000	
4,181,450	0.500	---	---	---	21/08/2000	05/03/2002	---	FLOUR MILLS SARANTOPOULOS SA	1.07	---	1.07	01/11/2024	---	---	---	---	---	---	271@1.10	---	---	---	---	---	4,474.15	0.965	1.17	45102020

Exchange Traded Funds (ETFs)

971,502	---	---	---	---	15/06/2016	---	ALPHA ETF FTSE Athex Large Cap	33.62	0.15 P	33.57	01/11/2024	33.6	33.42	33.68	33.62	33.522	100@33.58	500@33.64	---	---	16,400	46	549,753.13	---	31.58	38	12003
---------	-----	-----	-----	-----	------------	-----	--------------------------------	-------	--------	-------	------------	------	-------	-------	-------	--------	-----------	-----------	-----	-----	--------	----	------------	-----	-------	----	-------

Surveillance

89,078,604	0.040	---	---	---	07/07/2010	16/01/2024	5160	FRIGOGLASS SA (CR)	0.21	-6.25 E	0.224	01/11/2024	0.21	0.21	0.21	0.21	0.21	1000@0.208	2000@0.214	---	2023	29,762	23	6,250.02	18,706.51	0.172	0.44	50204000	
13,191,620	0.620	---	---	---	04/08/2010	09/09/2002	5232	YALCO - CONSTANTINOU (CR)	0.162	---	0.162	01/11/2024	---	---	---	---	---	633@0.147	909@0.150	---	---	---	---	---	2,137.04	0.146	0.208	40202020	
17,579,754	4.16	---	---	---	18/08/2006	02/08/2010	---	BIOTER SA (CR)	0.294	---	0.294	01/11/2024	0.294	0.29	0.294	0.294	0.294	---	3850@0.290	---	---	6,000	8	1,762.00	5,168.45	0.2	0.436	50101010	
54,654,600	0.050	---	---	---	01/07/1998	30/12/2022	5275	VIS SA (CR)	0.132	---	0.132	01/11/2024	0.13	0.128	0.13	0.128	0.129	2000@0.128	1949@0.144	---	2023	5,000	3	643.00	7,214.41	0.128	0.288	50203030	
51,754,364	0.300	---	---	---	23/12/2003	24/01/2007	5197	SELECTED TEXT. IND. ASSOC (CR)	0.132	---	0.132	31/10/2024	---	---	---	---	---	---	---	---	---	---	---	---	---	6,831.58	0.1	0.164	55101020
15,842,391	1.51	---	---	---	15/07/2009	12/05/2000	5141	BITROS HOLDING SA (CR)	0.62	---	0.62	01/11/2024	---	---	---	---	---	---	630@0.640	---	---	---	---	---	9,822.28	0.41	0.755	55102010	
24,319,250	0.300	---	---	---	09/07/2002	04/07/2007	5165	PROODEFTIKH SA (CR)	0.25	---	0.25	01/11/2024	0.26	0.26	0.26	0.26	0.26	500@0.260	5900@0.270	---	---	1,000	1	260.00	6,079.81	0.2	0.4	50101010	
28,438,268	0.070	---	---	---	21/08/2006	24/11/1999	5253	SPIROY AGRICULTURE SA (CR)	0.127	---	0.127	01/11/2024	0.12	0.12	0.12	0.12	0.12	750@0.122	500@0.138	---	---	1,790	2	214.80	3,611.66	0.115	0.252	45102010	
1,011,000	1.00	---	---	---	01/07/2004	11/12/2012	5193	TRIA ALFA SA (CR)	4.48	---	4.48	01/11/2024	4.04	4.04	4.06	4.06	4.051	100@4.06	50@4.88	---	2023	53	5	214.68	4,529.28	3.92	8.95	55101020	

Suspension Status

12,417,000	0.310	---	---	---	27/08/2019	28/08/2017	5233	MLS MULTIMEDIA SA (CR)	0.57	---	0.57	12/05/2020	---	---	---	---	---	---	---	---	---	---	---	---	7,077.69	0.57	0.57	10101015
65,326,268	0.530	---	---	---	04/07/2007	19/07/2006	4750	SATO SA (CR)	0.028	---	0.028	05/09/2024	---	---	---	---	---	---	---	---	---	---	---	---	1,829.14	0.027	0.067	40202015
3,961,300	1.28	---	---	---	29/06/2004	03/08/2000	5248	DUROS SA (CR)	0.25	---	0.25	24/04/2023	---	---	---	---	---	---	---	---	---	---	---	---	990.33	0.25	0.25	40204020
10,203,575	0.730	---	---	---	16/07/2007	18/10/1999	---	FIERATEX SA (CR)	0.359	---	0.359	30/04/2024	---	---	---	---	---	---	---	---	---	---	---	---	3,663.08	0.335	0.538	55101020

Shares' Notes

Code	Note text
()	- Adjusted dividends.
*	- Last adjusted closing price.
[1]	- Net dividends.
[2]	- The "Date of Last Coupon" for New listings refers to the date company's stocks started to trade in Athex
[3]	- The Company Market Value is referred to the number of outstanding shares
[4]	- Sectors codification can be found in Appendix A
[5]	- The Market Value refers to the total number of shares listed (including their several classes) in the exchange by the company.
[6]	- P/E greater than 100
[7]	- Last view of the Order Book before the end of the trading session
[8]	- All Blocks Methods' Transactions Value are included.
4750	- Transfer to the Under Surveillance Category from 8/4/2011.
5093	- Transfer to the Surveillance Category as of 8/4/2015.
5141	- Transfer to the Surveillance Category as of 10/05/2017.
5160	- Transfer to the Surveillance Category as of 15/04/2016.
5165	- Transfer to the Surveillance Category as of 15/02/2018.
5193	- Transfer to the Surveillance Category as of 25/10/2018.
5197	- Transfer to the Surveillance Category as of 07/11/2018.
5232	- Transfer to the Under Surveillance Category from 08/04/2011.
5233	- Suspension of trading as of 13/05/2020.
5248	- Transfer to the Surveillance Category as of 06/09/20116.
5253	- Transfer to the Surveillance Category as of 14/5/2021.
5275	- Transfer to the Surveillance Category as of 09/07/2020.

Securities Blocks Details

Securities	Block Volume	Price	Block Trade Value	Time of approval	Note
EUROBANK HOLDINGS (CR)	498,858	1.90	946,583.06	10:31:03	20
EUROBANK HOLDINGS (CR)	250,000	1.91	477,125.00	11:18:15	20
EUROBANK HOLDINGS (CR)	236,083	1.91	451,154.61	11:47:16	20
EUROBANK HOLDINGS (CR)	300,000	1.91	573,150.00	11:47:56	20
EUROBANK HOLDINGS (CR)	240,999	1.91	459,344.09	12:08:41	20
EUROBANK HOLDINGS (CR)	368,577	1.91	705,087.80	12:55:29	20
NATIONAL BANK (CR)	87,000	7.29	634,404.00	15:36:10	20
METLEN ENERGY & METALS (CR)	20,000	31.78	635,600.00	16:15:55	20
JUMBO SA (CR)	28,229	24.25	684,553.25	16:37:28	20
CC HBC AG (CR)	10,000	33.00	330,000.00	16:42:39	20

Blocks Notes

9 - Method 6-1 / Special Fees

10 - Method 6-1 / Special Fees, SDS

14 - Method 6-3 / Settlement, Incomplete Buy and Sell

18 - Method 6-2 / SPOT 1

19 - Method 6-2 / SPOT 2

20 - Method 6-1 and Method 6-1 Same Day Settlement

21 - Other Pre-agreed

Shares Rights Details

Occured date	Exercise from	Exercise until	Trading until	Rights	Price min	Price max	Closing price	Last Bid	Last Ask	Volume	Trades	Transactions Value
16/10/2024	21/10/2024	04/11/2024	30/10/2024	ATTICA BANK S.A. (CR)	---	---	---	---	---	---	---	---

Forced Sales Details

Securities	Category of Security	Transactions Volume	Number of Trades	Transactions Value	Note
------------	----------------------	------------------------	---------------------	-----------------------	------

No Forced Transactions.

Forced Sales Notes

- 1 - Compulsory Public Forced Sales
- 2 - Forced Sales of Fixed Registered Shares
- 3 - Forced Sales of Remaining Fractional Shares

Exchange Traded Funds (ETFs) Characteristics

	Transactions Date (T)	Creation / Redemption	Units (T-1)	New Units (T-1)	Redemption Units (T-1)	Units (T) [1]	Fund Assets [2]	Net Unit Price	Dividend per Unit	Dividend Date
ALPHA ETF FTSE Athex Large Cap	04/11/2024	5,000	971,502	---	---	971,502	32,560,970.00	33.5161	1.35	01/07/2024

ETFs Notes

[1] - Units (T) = Units (T-1) + New Units (T-1) - Redemption Units (T-1)

[2] - The Creation / Redemption Units of T-1 are included.

Non Convertible Corporate Bonds - Regulated Market

Num Listed Bonds	Nominal price	Issue price	Today's Rate	Exp. Date	Duration (years)	Note	Coupon		Trading Unit	Corporate Bonds	Accrued Int.	Yield.T.Mat	Price min	Price max	Closing price	Previous closing price/date	Volume	Transactions Value	Last order		ear min	Year max		
							Common	Preferred											Price	Buy / Sell			Date	
230,000	1,000.00	1,000.00	4.70	12/07/2029	7	---	5	---	1	LAMDA DEVELOPMENT S.A. (Non convertible)	15.2750	3.8080	101.5300	102.0500	101.8975	102.0000	01/11/2024	40,000	41,370.00	101.6600	B	34/11/2024	97.0000	103.1000
320,000	1,000.00	1,000.00	3.40	21/07/2027	7	---	9	---	1	LAMDA DEVELOPMENT S.A. (Non Convertible)	10.1056	3.7510	97.0002	98.0000	97.7439	97.9840	01/11/2024	128,000	126,405.73	97.2100	B	34/11/2024	92.0000	98.5000
200,000	1,000.00	1,000.00	2.10	27/10/2027	7	---	9	---	1	O.P.A.P. S.A. (Non Convertible)	0.4667	3.3450	95.5700	95.8000	95.8000	95.5700	01/11/2024	11,000	10,527.03	95.5700	B	34/11/2024	90.5800	96.6000
200,000	1,000.00	1,000.00	1.90	23/03/2028	7	---	8	---	1	MOTOR OIL CORINTH REFINERIES SA (Non Convertible)	2.3222	3.5070	94.3300	94.3300	94.3300	94.3000	01/11/2024	2,000	1,891.24	94.2601	B	34/11/2024	90.8477	95.0000
100,000	1,000.00	1,000.00	2.70	25/05/2026	5	---	7	---	1	COSTAMARE PARTICIPATIONS PLC (Non Convertible)	12.2250	2.4180	99.6000	100.3900	100.0811	99.6040	01/11/2024	10,000	10,130.36	99.5600	B	34/11/2024	94.2567	101.0000
300,000	1,000.00	1,000.00	2.30	20/07/2028	7	---	7	---	1	PRODEA REIC S.A.(Non Convertible)	6.8361	4.2340	92.6600	92.7500	92.6700	92.6980	01/11/2024	28,000	26,151.84	92.6700	B	34/11/2024	86.1234	93.2100
150,000	1,000.00	1,000.00	2.65	22/10/2026	5	---	7	---	1	CPLP SHIPPING HOLDINGS PLC (Non Convertible)	1.1042	4.1590	96.6000	96.6001	96.6000	96.7890	01/11/2024	12,000	11,605.25	96.4000	B	34/11/2024	93.0000	97.0000
250,000	1,000.00	1,000.00	2.45	16/11/2028	7	---	6	---	1	ELVALHALCOR S.A. (Non Convertible)	11.8417	3.8340	93.7500	94.5000	94.1047	94.3000	01/11/2024	95,000	90,524.46	93.3100	B	34/11/2024	88.4206	97.3000
120,000	1,000.00	1,000.00	2.65	06/12/2028	7	---	6	---	1	NOVAL PROPERTY REIC (Non Convertible)	11.2625	4.0340	93.8200	94.1000	93.9594	93.9000	01/11/2024	34,000	32,329.13	93.8200	B	34/11/2024	88.5000	95.2731
500,000	1,000.00	1,000.00	2.75	03/07/2027	7	---	9	---	1	GEK TERNA S.A. (Non Convertible)	9.6250	3.9160	95.8000	96.1850	95.9998	96.0000	01/11/2024	36,000	34,924.69	95.8001	B	34/11/2024	91.5500	97.0000
100,000	1,000.00	1,000.00	2.95	11/02/2027	5	---	6	---	1	SAFE BULKERS PARTICIPATIONS PLC (Non Convertible)	7.0472	3.9290	96.6093	99.2000	97.2537	97.9250	01/11/2024	10,000	9,795.84	96.6600	B	34/11/2024	92.0000	99.2000
120,000	1,000.00	1,000.00	3.95	04/04/2025	7	---	14	---	1	GEK TERNA S.A. (Non Convertible)	3.6208	2.6620	100.1000	100.3000	100.2429	100.3000	01/11/2024	7,000	7,042.35	100.1500	B	34/11/2024	98.1282	100.3000
100,000	1,000.00	1,000.00	4.40	26/07/2029	7	---	5	---	1	CPLP SHIPPING HOLDINGS PLC (Non Convertible)	12.5889	3.8370	100.7000	100.7000	100.7000	100.7000	01/11/2024	1,000	1,019.59	99.7000	B	34/11/2024	95.0948	101.4999
199,375	1,000.00	1,000.00	3.60	12/03/2026	7	---	12	---	1	AEGEAN AIRLINES S.A. (Non Convertible)	5.5000	3.4540	99.2500	101.0000	99.2590	100.2000	01/11/2024	48,000	48,509.90	99.2500	B	34/11/2024	97.1458	101.0000
150,000	1,000.00	1,000.00	2.60	22/10/2026	7	---	11	---	1	TERNA ENERGY FINANCE S.A. (Non Convertible)	1.0833	3.6590	97.1300	97.1500	97.1317	97.3670	01/11/2024	70,000	68,068.03	97.1600	B	34/11/2024	92.8293	97.9900
100,000	1,000.00	1,000.00	2.80	25/01/2027	5	---	6	---	1	PREMIA S.A. (Non Convertible)	8.0889	4.6640	95.4200	95.5000	95.4441	95.5000	01/11/2024	10,000	9,625.30	95.4200	B	34/11/2024	90.9974	97.8048
500,000	1,000.00	1,000.00	4.00	10/07/2030	7	---	3	---	1	METLEN ENERGY & METALS S.A. (Non Convertible)	13.2222	3.7230	100.1700	100.7000	100.3667	100.3970	01/11/2024	55,000	55,928.92	100.3301	B	34/11/2024	98.3001	101.7900
100,000	1,000.00	1,000.00	5.50	15/12/2028	5	---	2	---	1	IDEAL HOLDINGS S.A. (Non Convertible)	21.6944	4.3100	103.1000	103.7996	103.4498	102.9000	01/11/2024	6,000	6,337.15	103.0000	B	34/11/2024	100.6502	104.1000

Corporate Bonds Notes

Transactions Volume = (Pieces) * (Nominal Price). Transactions Value = (Pieces) * (Nominal Price) * (price %) + (Accrued interest).

The price of a Bond is stated as a percentage (%) of Bond's Nominal Price.

Nominal Price in Euros (€), except if it is noted differently.

Non Convertible Corporate Bonds - Regulated Market

Num Listed Bonds	Nominal price	Issue price	Today's Rate	Exp. Date	Duration (years)	Note	Coupon		Trading Unit	Corporate Bonds	Accrued Int.	Yield.T.Mat	Price min	Price max	Closing price	Previous closing price/date	Volume	Transactions Value	Last order			ear min	Year max	
							Common	Preferred											Price	Buy / Sell	Date			
200,000	1,000.00	1,000.00	4.25	23/01/2029	5	---	2	---	1	AUTOHELLAS S.A. (Non Convertible)	12.5139	4.0850	100.0000	100.2000	100.1000	100.0000	01/11/2024	98,000	99,314.36	100.0000	B	34/11/2024	97.5000	101.5799
130,000	1,000.00	1,000.00	6.00	27/02/2029	5	---	2	---	1	INTRALOT S.A. (Non Convertible)	11.8333	5.1410	102.3000	102.3000	102.3000	102.3000	01/11/2024	4,000	4,139.33	101.6000	B	34/11/2024	100.0050	103.1000
300,000	1,000.00	1,000.00	2.30	14/12/2028	7	---	6	---	1	GEK TERNA S.A. (Non Convertible)	9.2639	3.8490	93.0000	93.4999	93.4999	93.5000	01/11/2024	8,000	7,541.61	93.4600	B	34/11/2024	86.5021	93.5000

Corporate Bonds Notes

Transactions Volume = (Pieces) * (Nominal Price). Transactions Value = (Pieces) * (Nominal Price) * (price %) + (Accrued interest).

The price of a Bond is stated as a percentage (%) of Bond's Nominal Price.

Nominal Price in Euros (€), except if it is noted differently.

Government Bonds

Number Listed Bonds	Nominal price	Today's Rate	Accrued Interest Calc	Exp. Date [1]	Duration (years)	Note	Coupons Date	Curr. coupon value	Trading Unit	Government Bonds	Price min	Price max	Closing price	Previous closing price/date	Volume	Transactions Value	Price	Last order Buy / Sell	Date
3,000,000	1,000.00	4.13	Actual/Actual	15/06/2054	30	---	15/06	4.13	1	GGB-FXD-150654-30Y-4.125-1.000	---	---	---	---	---	---	---	---	---
4,700,000	1,000.00	1.88	Actual/Actual	04/02/2035	15	---	04/02	1.88	1	GGB-FXD-040235-15Y-1.875-1.000	---	---	---	---	---	---	---	---	---
6,000,000	1,000.00	0.75	Actual/Actual	18/06/2031	10	---	18/06	0.75	1	GGB-FXD-180631-10Y-0.750-1.000	---	---	---	---	---	---	---	---	---
3,600,000	1,000.00	3.88	Actual/Actual	15/06/2028	5	---	15/06	3.88	1	GGB-FXD-150628-05Y-3.875-1.000	---	---	---	---	---	---	---	---	---
5,962,747,327	1.00	3.75	Actual/Actual	30/01/2028	10	---	/02 - 01/02 - 31/	3.75	1	GGB-FXD-300128-10Y-3.750-1.000	---	---	---	85.4610 13/07/2018	---	---	1.0000	B	28/11/2018
7,067,309,386	1.00	3.90	Actual/Actual	30/01/2033	15	---	/02 - 01/02 - 31/	3.90	1	GGB-FXD-300133-15Y-3.900-1.000	---	---	---	78.6730 13/07/2018	---	---	1.0000	B	28/11/2018
5,622,848,349	1.00	4.00	Actual/Actual	30/01/2037	19	---	/02 - 01/02 - 31/	4.00	1	GGB-FXD-300137-19Y-4.000-1.000	---	---	---	77.0370 13/07/2018	---	---	1.0000	B	28/11/2018
5,476,770,669	1.00	4.20	Actual/Actual	30/01/2042	24	---	/02 - 01/02 - 31/	4.20	1	GGB-FXD-300142-24Y-4.200-1.000	---	---	---	77.7640 13/07/2018	---	---	1.0000	B	28/11/2018
4,700,000	1,000.00	3.38	Actual/Actual	15/06/2034	10	---	15/06	3.38	1	GGB-FXD-150634-10Y-3.375-1.000	---	---	---	---	---	---	---	---	---
40,248,141	1.00	4.30	Actual/Actual	24/02/2025	13	---	24/02	4.30	1	GGB-FXD-240225-13Y-2.000-1.000	---	---	---	10.0000 22/06/2015	---	---	---	---	---
59,586,043	1.00	4.30	Actual/Actual	24/02/2026	14	---	24/02	4.30	1	GGB-FXD-240226-14Y-2.000-1.000	---	---	---	10.0000 22/06/2015	---	---	---	---	---
41,118,344	1.00	4.30	Actual/Actual	24/02/2027	15	---	24/02	4.30	1	GGB-FXD-240227-15Y-2.000-1.000	---	---	---	10.0000 22/06/2015	---	---	---	---	---
45,137,734	1.00	4.30	Actual/Actual	24/02/2028	16	---	24/02	4.30	1	GGB-FXD-240228-16Y-2.000-1.000	---	---	---	10.0000 22/06/2015	---	---	---	---	---
61,768,888	1.00	4.30	Actual/Actual	24/02/2029	17	---	24/02	4.30	1	GGB-FXD-240229-17Y-2.000-1.000	---	---	---	10.0000 22/06/2015	---	---	---	---	---
54,567,744	1.00	4.30	Actual/Actual	24/02/2030	18	---	24/02	4.30	1	GGB-FXD-240230-18Y-2.000-1.000	---	---	---	10.0000 22/06/2015	---	---	---	---	---
37,541,515	1.00	4.30	Actual/Actual	24/02/2031	19	---	24/02	4.30	1	GGB-FXD-240231-19Y-2.000-1.000	---	---	---	10.0000 22/06/2015	---	---	---	---	---
37,558,317	1.00	4.30	Actual/Actual	24/02/2032	20	---	24/02	4.30	1	GGB-FXD-240232-20Y-2.000-1.000	---	---	---	10.0000 22/06/2015	---	---	---	---	---
37,473,732	1.00	4.30	Actual/Actual	24/02/2033	21	---	24/02	4.30	1	GGB-FXD-240233-21Y-2.000-1.000	---	---	---	10.0000 22/06/2015	---	---	---	---	---
33,888,293	1.00	4.30	Actual/Actual	24/02/2034	22	---	24/02	4.30	1	GGB-FXD-240234-22Y-2.000-1.000	---	---	---	10.0000 22/06/2015	---	---	---	---	---
35,177,800	1.00	4.30	Actual/Actual	24/02/2035	23	---	24/02	4.30	1	GGB-FXD-240235-23Y-2.000-1.000	---	---	---	10.0000 22/06/2015	---	---	---	---	---
35,547,268	1.00	4.30	Actual/Actual	24/02/2036	24	---	24/02	4.30	1	GGB-FXD-240236-24Y-2.000-1.000	---	---	---	10.0000 22/06/2015	---	---	---	---	---
40,246,306	1.00	4.30	Actual/Actual	24/02/2037	25	---	24/02	4.30	1	GGB-FXD-240237-25Y-2.000-1.000	---	---	---	10.0000 22/06/2015	---	---	---	---	---
37,643,952	1.00	4.30	Actual/Actual	24/02/2038	26	---	24/02	4.30	1	GGB-FXD-240238-26Y-2.000-1.000	---	---	---	10.0000 22/06/2015	---	---	---	---	---
36,977,100	1.00	4.30	Actual/Actual	24/02/2039	27	---	24/02	4.30	1	GGB-FXD-240239-27Y-2.000-1.000	---	---	---	10.0000 22/06/2015	---	---	---	---	---
41,615,000	1.00	4.30	Actual/Actual	24/02/2040	28	---	24/02	4.30	1	GGB-FXD-240240-28Y-2.000-1.000	---	---	---	10.0000 22/06/2015	---	---	---	---	---
42,227,208	1.00	4.30	Actual/Actual	24/02/2041	29	---	24/02	4.30	1	GGB-FXD-240241-29Y-2.000-1.000	---	---	---	10.0000 22/06/2015	---	---	---	---	---
68,288,487	1.00	4.30	Actual/Actual	24/02/2042	30	---	24/02	4.30	1	GGB-FXD-240242-30Y-2.000-1.000	---	---	---	10.0000 22/06/2015	---	---	---	---	---
4,500,000	1,000.00	3.88	Actual/Actual	12/03/2029	10	---	12/03	3.88	1	GGB-FXD-120329-10Y-3.875-1.000	---	---	---	---	---	---	100.0000	B	15/10/2019
4,500,000	1,000.00	0.00	Actual/Actual	12/02/2026	5	---	12/02	0.00	1	GGB-FXD-120226-05Y-3.000-1.000	---	---	---	---	---	---	---	---	---
2,209,163	1,000.00	3.38	Actual/Actual	15/02/2025	7	---	15/02	3.38	1	GGB-FXD-150225-07Y-3.375-1.000	---	---	---	---	---	---	---	---	---
964,000	1,000.00	3.25	Actual/Actual	20/03/2025	6	---	20/03	3.25	1	GGB-FXD-200325-06Y-3.250-1.000	---	---	---	---	---	---	---	---	---
2,100,000	1,000.00	3.55	Actual/Actual	20/03/2026	7	---	20/03	3.55	1	GGB-FXD-200326-07Y-3.550-1.000	---	---	---	---	---	---	---	---	---
5,500,000	1,000.00	1.50	Actual/Actual	18/06/2030	10	---	18/06	1.50	1	GGB-FXD-180630-10Y-1.500-1.000	---	---	---	---	---	---	---	---	---
3,500,000	1,000.00	4.38	Actual/Actual	18/07/2038	15	---	18/07	4.38	1	GGB-FXD-180738-15Y-4.375-1.000	---	---	---	---	---	---	---	---	---

Government Bonds Notes

Transactions Volume = (Pieces) * (Nominal Price). Transactions Value = (Pieces) * (Nominal Price) * (price %) + (Accrued interest).

The Value of current coupon for the issues with NV 0.01 euro refers to NV 100 euros

FLR: Floating Interest Rate.

[1] - The Expiration Date of the interest bearing period and the Date for coupon payment.

Government Bonds

Number Listed Bonds	Nominal price	Today's Rate	Accrued Interest Calc	Exp. Date [1]	Duration (years)	Note	Coupons Date	Curr. coupon value	Trading Unit	Government Bonds	Price min	Price max	Closing price	Previous closing price/date	Volume	Transactions Value	Price	Last order Buy / Sell	Date
40,000	1,000.00	3.91	FLR	Actual/360	18/09/2025	1	---	18/09 - 18/03	---	1	GGB-FLT-180925-01Y-3.915-1.000	---	---	---	---	---	---	---	---
5,364,250	1,000.00	3.25		Actual/Actual	20/03/2050	30	---	20/03	3.25	1	GGB-FXD-200350-30Y-3.250-1.000	---	---	---	---	---	---	---	---
3,924,361	1,000.00	2.00		Actual/Actual	22/04/2027	7	---	22/04	2.00	1	GGB-FXD-220427-07Y-2.000-1.000	---	---	---	---	---	99.9000	B	22/04/2020
2,500,000	1,000.00	1.88		Actual/Actual	23/07/2026	7	---	23/07	1.88	1	GGB-FXD-230726-07Y-1.875-1.000	---	---	---	---	---	---	---	---
4,900,000	1,000.00	4.25		Actual/Actual	15/06/2033	10	---	15/06	4.25	1	GGB-FXD-150633-10Y-4.250-1.000	---	---	---	---	---	---	---	---
3,500,000	1,000.00	1.88		Actual/Actual	24/01/2052	30	---	24/01	1.88	1	GGB-FXD-240152-30Y-1.875-1.000	---	---	---	---	---	---	---	---
3,700,000	1,000.00	1.75		Actual/Actual	18/06/2032	10	---	18/06	1.75	1	GGB-FXD-180632-10Y-1.750-1.000	---	---	---	---	---	---	---	---
2,200,000	1,000.00	1.13	FLR	Actual/360	15/12/2027	5	---	- 15/12 - 15/03 -	---	1	GGB-FLT-151227-05Y-1.130-1.000	---	---	---	---	---	102.1600	B	30/12/2022

Government Bonds Notes

Transactions Volume = (Pieces) * (Nominal Price). Transactions Value = (Pieces) * (Nominal Price) * (price %) + (Accrued interest).

The Value of current coupon for the issues with NV 0.01 euro refers to NV 100 euros

FLR: Floating Interest Rate.

[1] - The Expiration Date of the interest bearing period and the Date for coupon payment.

Treasury Bills & Zero Coupon Government Bonds

Issue Date	13-Week Maturity									26-Week Maturity									52-Week Maturity								
	Exp. Date	Initial Rate	Num Listed Bonds	Nominal price	Issue price	Last Trade Price	Last Trade Date	Volume Traded	Note	Exp. Date	Initial Rate	Num Listed Bonds	Nominal price	Issue price	Last Trade Price	Last Trade Date	Volume Traded	Note	Exp. Date	Initial Rate	Num Listed Bonds	Nominal price	Issue price	Last Trade Price	Last Trade Date	Volume Traded	Note
08/12/2023	---	---	---	---	---	---	---	---	---	---	---	---	---	---	---	---	---	---	06/12/2024	3.70	600,000	1,000.00	963.90	---	---	---	---
08/03/2024	---	---	---	---	---	---	---	---	---	---	---	---	---	---	---	---	---	---	07/03/2025	3.73	812,500	1,000.00	963.70	---	---	---	---
07/06/2024	---	---	---	---	---	---	---	---	---	---	---	---	---	---	---	---	---	---	06/06/2025	3.34	600,000	1,000.00	967.30	---	---	---	---
06/09/2024	---	---	---	---	---	---	---	---	---	---	---	---	---	---	---	---	---	---	05/09/2025	2.82	600,000	1,000.00	972.28	---	---	---	---

Bonds in Circulation	Currency / Min nominal traded Value	Coupons Payment Date	Current Coupon Value	Note	Coupon	Trading Unit	Issue Date	Duration (years)	Today's Interest	A.I.C in days	Bonds	Last price of previous days		Last Outcry in Cash (euro)		Trades in Pieces	Life min	Life Max	
												Price	Buy / Sell	Price	Buy / Sell				
Corporate Bonds in Foreign Currency and Euro																			
103,746	GBP / 10	01/12	0.25	---	65	1	01/12/1930	98	2.5	360	National Mortgage Bank	2.27	05/02/1996	2.27	S	05/02/1996	---	2.27	2.27
0	GBP / 10	01/12	0.25	---	67	1	01/12/1928	100	2.5	360	National Mortgage Bank	---	---	---	---	---	---	---	---

Government Bonds Notes

A.I.C: Accrued Interest Calculation base.

FLR: Floating Interest Rate.

The minimum tradeable Nominal Value for all Demeterialised Government Titles is 100 Euros.

(μφρ-0)

Athex & ATHEXClear Members List

Member Name	Stock Market			Derivatives Market		ATHEXClear Member				
	Address	Phone	Fax	Market Member	Remote Member	Market Maker	Proprietary	Market Maker	General Clearing	Direct Clearing
A. SARRIS SECURITIES S.A.				a						
6, ΔΡΑΓΑΤΣΑΝΙΟΥ 6 ΑΘΗΝΑ	2103367700									
ΑΕΟΝIC SECURITIES C.I.F. P.L.C.				a						
, ΛΑΪΟΥ 6, ΓΡ. 301B, ANNA COURT	35725337600									
ALPHA BANK S.A.									a	
, ΣΤΑΔΙΟΥ 40 ΑΘΗΝΑ	2103260000									
ALPHA FINANCE INVESTMENT SERVICES SINGLE MEMBER SA				a		a	a	a		a
5, ΠΑΝΕΠΙΣΤΗΜΙΟΥ 45 ΑΘΗΝΑ	2103677400									
ARGUS STOCKBROKERS LTD				a	a		a			
25, 25 ΛΕΩΦΟΡΟΣ ΔΗΜΟΣΘΕΝΗ ΣΕΒΕΡΗ	0035722717000									
ATHLOS CAPITAL INVESTMENT SERVICES LTD				a	a					
, 17 STASINOU AVENUE, BEDIZIA TOWER, 6TH & 7TH FL.	35722110777									
ATLANTIC SECURITIES LTD				a	a					
37, ΠΡΟΔΡΟΜΟΥ 37	0035722445400									
AXON SECURITIES S.A.				a			a			
48, ΣΤΑΔΙΟΥ 48 ΑΘΗΝΑ	2103363800									
BETA SECURITIES S.A.				a		a	a			a
29, ΑΛΕΞΑΝΔΡΑΣ 29 ΑΘΗΝΑ	210 6478900									
BNP PARIBAS S.A.									a	
, ΛΑΜΨΑΚΟΥ 2 ΑΘΗΝΑ	2107468525									
BOFA SECURITIES EUROPE SA				a	a					
, 51 RUE LA BOÉTIE	+33 153655555									
CITIGROUP GLOBAL MARKETS EUROPE AG				a	a					
16, REUTERWEG 16	+49 691366-0									
CITIGROUP GLOBAL MARKETS LIMITED				a						
1, 33 CANADA SQUARE -CANARY WHARF	+44 02079864000									
CREDIT SUISSE BANK (EUROPE), S.A.				a						
, CALLE AYALA 42, 3A PLANTA-B MADRID	+34917916000									
CREDIT SUISSE SECURITIES (EUROPE) LIMITED				a						
1, ONE CABOT SQUARE LONDON	+44 2078888888									
CYCLOS SECURITIES S.A.				a			a			
39, ΧΑΡΙΛΑΟΥ ΤΡΙΚΟΥΠΗ 6-8-10 ΑΘΗΝΑ	2103364300									
DEUTSCHE BANK S.A.					a					
1, GREAT WINCHESTER STREET LONDON	+44 20 754 54209	00441133361437								
EUROBANK EQUITIES INVESTMENT FIRM SINGLE MEMBER SA				a		a	a	a		a
, ΦΙΛΕΛΛΗΝΩΝ 10 & ΞΕΝΟΦΩΝΤΟΣ 13 ΑΘΗΝΑ	2103720425									
EUROBANK S.A.									a	
, ΟΘΩΝΟΣ 8 ΑΘΗΝΑ	2144043907									
EUROCORP INVESTMENT SERVICES S.A.				a			a			a
14, ΠΛ.ΦΙΛΙΚΗΣ ΕΤΑΙΡΕΙΑΣ 14 ΑΘΗΝΑ	2107263600									
EUOTRUST INVESTMENT FIRM SA				a						
113, ΣΕΒΑΣΤΟΥΠΟΛΕΩΣ 113 ΑΘΗΝΑ	2103363100									
EUROXX SECURITIES S.A.				a		a	a	a		a
7, ΠΑΛΕΟΛΟΓΟΥ ΧΑΛΑΝΔΡΙ	+30 2106879400	210-6879401								
7, ΠΑΛΑΙΟΛΟΓΟΥ ΧΑΛΑΝΔΡΙ	(210)-6879400	(210)-6879401								
FREEDOM FINANCE EUROPE LTD				a	a					
, ΧΡΙΣΤΑΚΗ ΚΡΑΝΟΥ 20	035725257786									
G. A. PERVANAS SECURITIES- INVESTMENT SERVICES S.A.				a						
7-9, ΣΟΦΟΚΛΕΟΥΣ 7-9 ΑΘΗΝΑ	2103727200									
GLOBAL CAPITAL SECURITIES & FINANCIAL SERVICES LTD				a	a					
50, ΛΑΡΧΙΕΠΙΣΚΟΠΟΥ ΜΑΚΑΡΙΟΥ Γ50	0035722710710									
GREENPOST TRADING EUROPE LTD				a	a					
, ΚΙΜΩΝΟΣ 3, ACROPOLIS MANSIONS, 2ND FLOOR, FLAT/OFFICE 202	035722521389									
HELLENIC AMERICAN SECURITIES S.A.				a		a	a			a
27, ΑΝΔΡΕΑ ΠΑΠΑΝΔΡΕΟΥ 27 ΜΑΡΟΥΣΙ	2103311100									
HELLENIC BANK (INVESTMENTS) LTD					a					
, ΑΥΕ.ΚΥΡΙΑΚΟΥ ΜΑΤΣΙ 31 - PO BOX 24747 NICOSIA	+357 22500100	357 22500110								
HSBC CONTINENTAL EUROPE									a	
109-111, Α.ΜΕΣΟΓΕΙΩΝ 109-111	2106960000									
INDEX SECURITIES S.A.				a						
6, ΔΡΑΓΑΤΣΑΝΙΟΥ 6 ΑΘΗΝΑ	2103213920									
J. CHR. MAVRIKIS SECURITIES S.A.				a						
5, ΣΟΦΟΚΛΕΟΥΣ 5 ΑΘΗΝΑ	2103216730									

Athex & ATHEXClear Members List

Member Name				Stock Market			Derivatives Market		ATHEXClear Member	
	Address	Phone	Fax	Market Member	Remote Member	Market Maker	Proprietary	Market Maker	General Clearing	Direct Clearing
KAPPA SECURITIES S.A.				a			a			
15, ΒΑΛΑΩΡΙΤΟΥ 15 ΑΘΗΝΑ	2103678600									
KARAMANOF SECURITIES & INVESTMENT SERVICES S.A.				a						
2, ΠΛ.ΑΓ.ΘΕΟΔΩΡΩΝ 2 ΑΘΗΝΑ	2103212947									
LAIKI FINANCIAL SERVICES LTD					a					
26, AVE. VYRONOS NICOSIA	357 22367367	357 22718567								
LEON DEPOLAS SECURITIES S.A.				a		a	a			
1, ΧΡΗΣΤΟΥ ΛΑΔΑ 1 ΑΘΗΝΑ	2103213276 -28									
MEGA EQUITY SECURITIES & FINANCIAL SERVICES PUBLIC LTD				a	a		a			
42-44, ΛΕΩΦ.ΓΡΙΒΑ ΔΙΓΕΝΗ 42-44	0035722711711									
MERIT SECURITIES S.A				a		a	a			a
5, ΣΟΦΟΚΛΕΟΥΣ 5 ΑΘΗΝΑ	2141008814									
MERRILL LYNCH INTERNATIONAL				a						
2, 2 KING EDWARD STREET LONDON	+44 20276281000									
N. CHRYSOCHOIDIS STOCK BROKERAGE I.S.S.A.				a			a			a
7-9, ΣΟΦΟΚΛΕΟΥΣ 7-9 ΑΘΗΝΑ	2103213913									
NATIONAL BANK OF GREECE S.A.				a		a	a		a	
86, ΑΙΟΛΟΥ ΣΤΡ. ΑΘΗΝΑ	(210)-3341000	(210)-3228187								
68, ΑΚΑΔΙΜΙΑΣ ΣΤΡ. ΑΘΗΝΑ	(210)-3328817	(210)-3328678								
NATIONAL SECURITIES SINGLE MEMBER SA				a		a	a	a		
66, ΛΕΩΦΟΡΟΣ ΑΘΗΝΩΝ 128-132 & ΙΦΙΓΕΝΙΑΣ ΑΘΗΝΑ	2103328784									
NUNTIUS BROKERAGE AND INVESTMENT SERVICES SINGLE MEMBER S.A.				a			a			
6, ΔΡΑΓΑΤΣΑΝΙΟΥ 6 ΑΘΗΝΑ	2103350599									
ONE PLUS CAPITAL LIMITED				a	a					
, 75 PRODROMOU AVENUE NICOSIA 1307	35722873760									
OPTIMA BANK S.A.				a		a	a	a	a	
, ΑΙΓΙΑΛΕΙΑΣ 32 & ΠΑΡΑΔΕΙΣΟΥ ΜΑΡΟΥΣΙ	210 8173000									
PANCRETA BANK S.A									a	
, ΙΚΑΡΟΥ 5	2810338746									
PANTELAKIS SECURITIES S.A.				a		a	a	a		
57, ΕΘΝΙΚΗΣ ΑΝΤΙΣΤΑΣΕΩΣ 57, ΚΤΙΠΙΟ Β CHALANDRI	2106965000									
PIRAEUS BANK S.A.				a			a		a	
, ΑΜΕΡΙΚΗΣ 4 ΑΘΗΝΑ	2103335000									
PIRAEUS SECURITIES S. A.				a		a	a	a		a
10, ΣΤΑΔΙΟΥ 10 ΑΘΗΝΑ	2103354100									
PROCHOICE SECURITIES LTD				a	a					
57, ΛΕΩΦ.ΣΠΥΡΟΥ ΚΥΠΡΙΑΝΟΥ 57, ΑΚΙΝΗΤΑ Φ	035724661192									
SHARELINK SECURITIES & FINANCIAL SERVICES LTD				a			a			
6, HOUSE-ΘΕΟΤΟΚΗ 6 ΜΕΓΑΡΟ ΕΛΜΗΝΑ	+357 22554200									
SOCIETE GENERALE S.A.				a	a		a			
, 17 COURS VALMY, CEDEX	+157290504									
SOLIDUS SECURITIES S.A				a			a			a
64, ΛΟΥΙΖΗΣ ΠΙΑΝΚΟΥΡ 64 ΑΘΗΝΑ	2106900605									
ST. EM. LAVRENTAKIS SECURITIES S.A.				a						
7-9, ΣΟΦΟΚΛΕΟΥΣ 7-9 ΑΘΗΝΑ	2103213336									
THE CYPRUS INVESTMENT & SECURITIES CORPORATION LTD				a	a					
154, 1 AG. PROKOPIOU & POSIDONOS 1ST FLOOR	0035722121700									
UBS EUROPE SE				a	a					
, OPERNTURM, BOCKENHEIMER LANDSTRASSE 2-4	496921790									
UBS LIMITED					a					
1, FINSBURY AVENUE LONDON	+44 2075687135									
VIGOR FINANCE INVESTMENT SERVICES S.A.				a		a	a	a		
, ΨΥΧΑΡΗ 14 Ν. ΨΥΧΙΚΟ	2106718400									

Underlying Asset				Derivatives Market													
Price max	Price min	Closing price	change	Delivery Month	Open price	Price max	Price min	Last price	Closing price	Last Bid	Last Ask	Fixing price*	Life high	Life low	Trades	Volume	Open Interest
FTSE/Athex Large Cap				(Trade Unit: 1 Index Point x 2E, Cash Settlement)													
3,364.25	3,346.90	3,362.99	0.10%	November 2024	3,355.00	3,364.00	3,343.00	3,359.50	3,359.50	---	---		3,601.00	---	99	322	4,174
				December 2024	3,360.25	3,365.00	3,348.75	3,364.00	3,364.00	---	---		3,513.00	---	20	30	199
				January 2025	---	---	---	---	3,374.00	---	---		---	---	---	---	---
				March 2025	---	---	---	---	3,385.75	---	---		---	---	---	---	---
				June 2025	---	---	---	---	3,402.75	---	---		---	---	---	---	---
				September 2025	---	---	---	---	3,419.75	---	---		---	---	---	---	---
FTSE/Athex Banks				(Trade Unit: 1 Index Point x 15E, Cash Settlement)													
1,175.55	1,164.48	1,175.21	0.38%	December 2024	---	---	---	---	1,189.50	---	---		1,296.00	---	---	---	1,627
				March 2025	---	---	---	---	1,179.75	---	---		---	---	---	---	---
				June 2025	---	---	---	---	1,185.75	---	---		---	---	---	---	---
				September 2025	---	---	---	---	1,191.75	---	---		---	---	---	---	---
MSCI GREECE REBASED				(Trade Unit: 1 Index Point x 2E, Cash Settlement)													
5,215.26	5,183.03	5,211.97	-0.03%	November 2024	---	---	---	---	5,137.50	---	---		5,516.00	---	---	---	10
				December 2024	---	---	---	---	5,138.25	---	---		5,375.00	---	---	---	---
				January 2025	---	---	---	---	5,138.25	---	---		5,375.00	---	---	---	---
				February 2025	---	---	---	---	5,246.00	---	---		---	---	---	---	---
				March 2025	---	---	---	---	5,254.25	---	---		---	---	---	---	---
				April 2025	---	---	---	---	5,262.25	---	---		---	---	---	---	---
				June 2025	---	---	---	---	5,280.50	---	---		---	---	---	---	---
				September 2025	---	---	---	---	5,307.00	---	---		---	---	---	---	---

Derivatives notes

Fixing prices and final open positions can be retrieved from the following path <http://www.helex.gr/el/web/guest/statistics-end-of-day-derivatives>

Underlying Asset				Derivatives Market													
Price max	Price min	Closing price	change	Delivery Month	Open price	Price max	Price min	Last price	Closing price	Last Bid	Last Ask	Fixing price*	Life high	Life low	Trades	Volume	Open Interest
ADMIE (IPTO) HOLDING S.A. (CR)				(Contract Size: 100 Securities, Physical Delivery)													
2.37	2.33	2.36	-0.42%	December 2024	2.41	2.41	2.35	2.35	2.35	---	---	---	2.47	---	5	126	27,695
				March 2025	---	---	---	---	2.39	---	---	---	---	---	---	---	---
				June 2025	---	---	---	---	2.40	---	---	---	---	---	---	---	---
				September 2025	---	---	---	---	2.41	---	---	---	---	---	---	---	---
AEGEAN AIRLINES (CR)				(Contract Size: 100 Securities, Physical Delivery)													
10.08	9.725	9.755	-1.47%	December 2024	9.88	9.88	9.72	9.78	9.78	---	---	---	12.12	---	23	108	3,189
				March 2025	---	---	---	---	9.98	---	---	---	---	---	---	---	---
				June 2025	---	---	---	---	10.03	---	---	---	---	---	---	---	---
				September 2025	---	---	---	---	10.08	---	---	---	---	---	---	---	---
ALPHA SERVICES HOLD (CR)				(Contract Size: 100 Securities, Physical Delivery)													
1.4145	1.392	1.401	0.04%	December 2024	1.41	1.42	1.40	1.41	1.41	---	---	---	1.73	---	84	2,638	194,027
				March 2025	---	---	---	---	1.44	---	---	---	1.41	---	---	---	150
				June 2025	---	---	---	---	1.42	---	---	---	---	---	---	---	---
				September 2025	---	---	---	---	1.43	---	---	---	---	---	---	---	---
ATHENS INTL AIRPORT (CR)				(Contract Size: 100 Securities, Physical Delivery)													
7.894	7.74	7.81	0.90%	December 2024	7.90	7.90	7.90	7.90	7.90	---	---	---	7.90	---	2	20	710
				March 2025	---	---	---	---	7.80	---	---	---	---	---	---	---	---
				June 2025	---	---	---	---	7.84	---	---	---	---	---	---	---	---
				September 2025	---	---	---	---	7.88	---	---	---	---	---	---	---	---
AUTOHELLAS SA (CR)				(Contract Size: 100 Securities, Physical Delivery)													
11.06	10.88	11.06	0.00%	December 2024	---	---	---	---	10.63	---	---	---	11.28	---	---	---	128
				March 2025	---	---	---	---	11.15	---	---	---	---	---	---	---	---
				June 2025	---	---	---	---	11.20	---	---	---	---	---	---	---	---
				September 2025	---	---	---	---	11.26	---	---	---	---	---	---	---	---
AVAX S.A. (CR)				(Contract Size: 100 Securities, Physical Delivery)													
1.45	1.39	1.406	-0.57%	December 2024	1.44	1.44	1.42	1.42	1.42	---	---	---	1.61	---	4	22	1,228
				March 2025	---	---	---	---	1.42	---	---	---	---	---	---	---	---
				June 2025	---	---	---	---	1.43	---	---	---	---	---	---	---	---
				September 2025	---	---	---	---	1.44	---	---	---	---	---	---	---	---
BANK OF CYPRUS (CR)				(Contract Size: 100 Securities, Physical Delivery)													
4.25	4.22	4.22	0.48%	December 2024	---	---	---	---	4.21	---	---	---	---	---	---	---	---
				March 2025	---	---	---	---	4.23	---	---	---	---	---	---	---	---
				June 2025	---	---	---	---	4.25	---	---	---	---	---	---	---	---
				September 2025	---	---	---	---	4.28	---	---	---	---	---	---	---	---

Derivatives notes

Fixing prices and final open positions can be retrieved from the following path <http://www.helex.gr/el/web/guest/statistics-end-of-day-derivatives>

Underlying Asset				Derivatives Market													
Price max	Price min	Closing price	change	Delivery Month	Open price	Price max	Price min	Last price	Closing price	Last Bid	Last Ask	Fixing price*	Life high	Life low	Trades	Volume	Open Interest
CC HBC AG (CR)				(Contract Size: 100 Securities, Physical Delivery)													
33.06	32.64	33.04	1.35%	December 2024	---	---	---	---	32.44	---	---	---	34.28	---	---	---	117
				March 2025	---	---	---	---	32.85	---	---	---	---	---	---	---	---
				June 2025	---	---	---	---	33.02	---	---	---	---	---	---	---	---
				September 2025	---	---	---	---	33.18	---	---	---	---	---	---	---	---
CENERGY HOLDINGS (CB)				(Contract Size: 100 Securities, Physical Delivery)													
8.97	8.74	8.77	-2.12%	December 2024	8.90	8.90	8.77	8.89	8.89	---	---	---	10.18	---	15	37	5,328
				March 2025	---	---	---	---	9.03	---	---	---	---	---	---	---	---
				June 2025	---	---	---	---	9.07	---	---	---	---	---	---	---	---
				September 2025	---	---	---	---	9.12	---	---	---	---	---	---	---	---
ELLAKTOR (CR)				(Contract Size: 100 Securities, Physical Delivery)													
1.76	1.712	1.712	-1.83%	December 2024	1.76	1.77	1.73	1.73	1.73	---	---	---	2.06	---	30	89	3,473
				March 2025	---	---	---	---	1.76	---	---	---	---	---	---	---	---
				June 2025	---	---	---	---	1.77	---	---	---	---	---	---	---	---
				September 2025	---	---	---	---	1.78	---	---	---	---	---	---	---	---
ELVALHALCOR (CR)				(Contract Size: 100 Securities, Physical Delivery)													
1.758	1.722	1.75	0.58%	December 2024	1.74	1.75	1.74	1.74	1.74	---	---	---	1.99	---	6	38	3,828
				March 2025	---	---	---	---	1.75	---	---	---	---	---	---	---	---
				June 2025	---	---	---	---	1.76	---	---	---	---	---	---	---	---
				September 2025	---	---	---	---	1.77	---	---	---	---	---	---	---	---
EUROBANK HOLDINGS (CR)				(Contract Size: 100 Securities, Physical Delivery)													
1.948	1.8915	1.94	1.09%	December 2024	1.92	1.94	1.91	1.94	1.94	---	---	---	2.28	---	46	1,531	18,499
				March 2025	---	---	---	---	1.93	---	---	---	---	---	---	---	---
				June 2025	---	---	---	---	1.94	---	---	---	---	---	---	---	---
				September 2025	---	---	---	---	1.95	---	---	---	---	---	---	---	---
EYDAP S.A. (CR)				(Contract Size: 100 Securities, Physical Delivery)													
5.82	5.71	5.77	0.35%	December 2024	5.80	5.80	5.72	5.75	5.75	---	---	---	5.84	---	6	34	4,066
				March 2025	---	---	---	---	5.79	---	---	---	---	---	---	---	---
				June 2025	---	---	---	---	5.82	---	---	---	---	---	---	---	---
				September 2025	---	---	---	---	5.85	---	---	---	---	---	---	---	---
FOURLIS (CR)				(Contract Size: 100 Securities, Physical Delivery)													
3.78	3.735	3.735	-1.06%	December 2024	3.77	3.77	3.77	3.77	3.77	---	---	---	4.07	---	1	5	948
				March 2025	---	---	---	---	3.80	---	---	---	---	---	---	---	---
				June 2025	---	---	---	---	3.82	---	---	---	---	---	---	---	---
				September 2025	---	---	---	---	3.84	---	---	---	---	---	---	---	---

Derivatives notes

Fixing prices and final open positions can be retrieved from the following path <http://www.helex.gr/el/web/guest/statistics-end-of-day-derivatives>

Underlying Asset				Derivatives Market													
Price max	Price min	Closing price	change	Delivery Month	Open price	Price max	Price min	Last price	Closing price	Last Bid	Last Ask	Fixing price*	Life high	Life low	Trades	Volume	Open Interest
GEK TERNA (CR)				(Contract Size: 101 Securities, Physical Delivery)													
17.26	16.94	17.06	-0.58%	December 2024	17.20	17.20	16.97	17.09	17.09	---	---	---	18.02	---	16	68	11,168
---	---	---	---	March 2025	---	---	---	---	17.29	---	---	---	---	---	---	---	---
---	---	---	---	June 2025	---	---	---	---	17.38	---	---	---	---	---	---	---	---
---	---	---	---	September 2025	---	---	---	---	17.47	---	---	---	---	---	---	---	---
HELLENIC EXCHANGES-A.S.E. (CR)				(Contract Size: 100 Securities, Physical Delivery)													
4.3	4.25	4.26	0.23%	December 2024	---	---	---	---	4.26	---	---	---	4.74	---	---	---	3,642
---	---	---	---	March 2025	---	---	---	---	4.28	---	---	---	---	---	---	---	---
---	---	---	---	June 2025	---	---	---	---	4.30	---	---	---	---	---	---	---	---
---	---	---	---	September 2025	---	---	---	---	4.33	---	---	---	---	---	---	---	---
HELLENIQ ENERGY (CR)				(Contract Size: 100 Securities, Physical Delivery)													
6.815	6.695	6.73	-1.03%	December 2024	6.77	6.80	6.74	6.75	6.75	---	---	---	7.35	---	10	44	4,986
---	---	---	---	March 2025	---	---	---	---	6.85	---	---	---	---	---	---	---	---
---	---	---	---	June 2025	---	---	---	---	6.89	---	---	---	---	---	---	---	---
---	---	---	---	September 2025	---	---	---	---	6.92	---	---	---	---	---	---	---	---
INTRACOM HOLDINGS (CR)				(Contract Size: 100 Securities, Physical Delivery)													
2.755	2.66	2.7	-2.70%	December 2024	2.72	2.72	2.68	2.71	2.71	---	---	---	3.26	---	15	30	6,737
---	---	---	---	March 2025	---	---	---	---	2.80	---	---	---	---	---	---	---	---
---	---	---	---	June 2025	---	---	---	---	2.81	---	---	---	---	---	---	---	---
---	---	---	---	September 2025	---	---	---	---	2.82	---	---	---	---	---	---	---	---
INTRAKAT (CR)				(Contract Size: 100 Securities, Physical Delivery)													
4.86	4.785	4.845	-0.10%	December 2024	4.81	4.83	4.81	4.82	4.82	---	---	---	5.07	---	13	56	2,085
---	---	---	---	March 2025	---	---	---	---	4.89	---	---	---	---	---	---	---	---
---	---	---	---	June 2025	---	---	---	---	4.91	---	---	---	---	---	---	---	---
---	---	---	---	September 2025	---	---	---	---	4.94	---	---	---	---	---	---	---	---
JUMBO SA (CR)				(Contract Size: 100 Securities, Physical Delivery)													
24.5	24.08	24.48	0.74%	December 2024	24.13	24.17	24.13	24.17	24.17	---	---	---	26.60	---	3	8	147
---	---	---	---	March 2025	---	---	---	---	24.49	---	---	---	---	---	---	---	---
---	---	---	---	June 2025	---	---	---	---	24.61	---	---	---	---	---	---	---	---
---	---	---	---	September 2025	---	---	---	---	24.73	---	---	---	---	---	---	---	---
LAMDA DEVELOPMENT SA (CR)				(Contract Size: 100 Securities, Physical Delivery)													
7.42	7.29	7.37	0.00%	December 2024	7.40	7.42	7.35	7.35	7.35	---	---	---	7.80	---	7	22	5,928
---	---	---	---	March 2025	---	---	---	---	7.43	---	---	---	---	---	---	---	---
---	---	---	---	June 2025	---	---	---	---	7.46	---	---	---	---	---	---	---	---
---	---	---	---	September 2025	---	---	---	---	7.50	---	---	---	---	---	---	---	---

Derivatives notes

Fixing prices and final open positions can be retrieved from the following path <http://www.helex.gr/el/web/guest/statistics-end-of-day-derivatives>

Underlying Asset				Derivatives Market													
Price max	Price min	Closing price	change	Delivery Month	Open price	Price max	Price min	Last price	Closing price	Last Bid	Last Ask	Fixing price*	Life high	Life low	Trades	Volume	Open Interest
METLEN ENERGY & METALS (CR)				(Contract Size: 100 Securities, Physical Delivery)													
32.2	31.62	31.94	-0.31%	December 2024	32.30	32.30	31.80	32.10	32.10	---	---	---	36.66	---	29	49	4,753
				March 2025	---	---	---	---	32.29	---	---	---	---	---	---	---	---
				June 2025	---	---	---	---	32.45	---	---	---	---	---	---	---	---
				September 2025	---	---	---	---	32.61	---	---	---	---	---	---	---	---
MIG (CR)				(Contract Size: 100 Securities, Physical Delivery)													
3.26	3.205	3.24	1.25%	December 2024	3.27	3.27	3.27	3.27	3.27	---	---	---	3.50	---	1	5	108
				March 2025	---	---	---	---	3.22	---	---	---	---	---	---	---	---
				June 2025	---	---	---	---	3.24	---	---	---	---	---	---	---	---
				September 2025	---	---	---	---	3.26	---	---	---	---	---	---	---	---
MOTOR OIL (CR)				(Contract Size: 100 Securities, Physical Delivery)													
19.7	19.49	19.52	0.10%	December 2024	19.57	19.72	19.57	19.60	19.60	---	---	---	22.59	---	17	69	6,631
				March 2025	---	---	---	---	19.65	---	---	---	---	---	---	---	---
				June 2025	---	---	---	---	19.75	---	---	---	---	---	---	---	---
				September 2025	---	---	---	---	19.85	---	---	---	---	---	---	---	---
NATIONAL BANK (CR)				(Contract Size: 100 Securities, Physical Delivery)													
7.382	7.278	7.31	-0.89%	December 2024	7.39	7.39	7.30	7.35	7.35	---	---	---	8.20	---	43	463	18,728
				March 2025	---	---	---	---	7.43	---	---	---	---	---	---	---	---
				June 2025	---	---	---	---	7.47	---	---	---	---	---	---	---	---
				September 2025	---	---	---	---	7.51	---	---	---	---	---	---	---	---
OPAP (CR)				(Contract Size: 100 Securities, Physical Delivery)													
15.35	15.19	15.25	-2.80%	December 2024	15.29	15.34	15.24	15.26	15.26	---	---	---	16.38	---	8	27	862
				March 2025	---	---	---	---	15.81	---	---	---	---	---	---	---	---
				June 2025	---	---	---	---	15.89	---	---	---	---	---	---	---	---
				September 2025	---	---	---	---	15.97	---	---	---	---	---	---	---	---
OPTIMA BANK (CR)				(Contract Size: 100 Securities, Physical Delivery)													
12.88	12.6	12.8	0.31%	December 2024	---	---	---	---	12.40	---	---	---	12.99	---	---	---	73
				March 2025	---	---	---	---	12.86	---	---	---	---	---	---	---	---
				June 2025	---	---	---	---	12.92	---	---	---	---	---	---	---	---
				September 2025	---	---	---	---	12.99	---	---	---	---	---	---	---	---
OTE (CR)				(Contract Size: 100 Securities, Physical Delivery)													
15.54	15.28	15.28	-1.42%	December 2024	15.50	15.55	15.35	15.35	15.35	---	---	---	16.20	---	18	29	2,689
				March 2025	---	---	---	---	15.62	---	---	---	---	---	---	---	---
				June 2025	---	---	---	---	15.70	---	---	---	---	---	---	---	---
				September 2025	---	---	---	---	15.78	---	---	---	---	---	---	---	---

Derivatives notes

Fixing prices and final open positions can be retrieved from the following path <http://www.helex.gr/el/web/guest/statistics-end-of-day-derivatives>

Underlying Asset				Derivatives Market													
Price max	Price min	Closing price	change	Delivery Month	Open price	Price max	Price min	Last price	Closing price	Last Bid	Last Ask	Fixing price*	Life high	Life low	Trades	Volume	Open Interest
P.P.A. S.A. (CR)				(Contract Size: 100 Securities, Physical Delivery)													
29.4	28	29.2	1.39%	December 2024	---	---	---	---	29.17	---	---	---	27.82	---	---	---	71
				March 2025	---	---	---	---	29.02	---	---	---	---	---	---	---	---
				June 2025	---	---	---	---	29.17	---	---	---	---	---	---	---	---
				September 2025	---	---	---	---	29.32	---	---	---	---	---	---	---	---
PIRAEUS FINANCIAL HOLD (CR)				(Contract Size: 100 Securities, Physical Delivery)													
3.626	3.533	3.598	1.93%	December 2024	3.57	3.64	3.54	3.62	3.62	---	---	---	4.08	---	241	4,153	104,581
				March 2025	---	---	---	---	3.61	---	---	---	3.92	---	---	---	180
				June 2025	---	---	---	---	3.58	---	---	---	---	---	---	---	---
				September 2025	---	---	---	---	3.59	---	---	---	---	---	---	---	---
PPC (CR)				(Contract Size: 100 Securities, Physical Delivery)													
12.08	11.88	12.03	1.26%	December 2024	12.00	12.13	11.99	12.07	12.07	---	---	---	12.48	---	30	207	19,950
				March 2025	---	---	---	---	11.97	---	---	---	---	---	---	---	---
				June 2025	---	---	---	---	12.03	---	---	---	---	---	---	---	---
				September 2025	---	---	---	---	12.09	---	---	---	---	---	---	---	---
QUEST HOLDINGS (CR)				(Contract Size: 100 Securities, Physical Delivery)													
5.63	5.56	5.58	-0.89%	December 2024	---	---	---	---	5.54	---	---	---	5.95	---	---	---	195
				March 2025	---	---	---	---	5.67	---	---	---	---	---	---	---	---
				June 2025	---	---	---	---	5.70	---	---	---	---	---	---	---	---
				September 2025	---	---	---	---	5.73	---	---	---	---	---	---	---	---
TERNA ENERGY (CR)				(Contract Size: 100 Securities, Physical Delivery)													
19.79	19.67	19.69	-0.05%	December 2024	19.73	19.73	19.72	19.72	19.72	---	---	---	19.96	---	5	20	16,625
				March 2025	---	---	---	---	19.85	---	---	---	---	---	---	---	---
				June 2025	---	---	---	---	19.95	---	---	---	---	---	---	---	---
				September 2025	---	---	---	---	20.05	---	---	---	---	---	---	---	---
TITAN CEMENT (CB)				(Contract Size: 100 Securities, Physical Delivery)													
32.75	32.3	32.75	1.08%	December 2024	32.20	32.35	32.20	32.35	32.35	---	---	---	35.80	---	7	12	351
				March 2025	---	---	---	---	32.65	---	---	---	---	---	---	---	---
				June 2025	---	---	---	---	32.82	---	---	---	---	---	---	---	---
				September 2025	---	---	---	---	32.98	---	---	---	---	---	---	---	---
VIOHALCO SA/NV (CB)				(Contract Size: 100 Securities, Physical Delivery)													
5.36	5.25	5.26	-0.19%	December 2024	5.27	5.35	5.27	5.28	5.28	---	---	---	6.15	---	10	36	4,331
				March 2025	---	---	---	---	5.40	---	---	---	5.52	---	---	---	80
				June 2025	---	---	---	---	5.34	---	---	---	---	---	---	---	---
				September 2025	---	---	---	---	5.36	---	---	---	---	---	---	---	---

Derivatives notes

Fixing prices and final open positions can be retrieved from the following path <http://www.helex.gr/el/web/guest/statistics-end-of-day-derivatives>

FTSE/Athex Large Cap

(Trade Unit: 1 Index Point x 2€ - Exercise Style: European, Cash Settlement)

Call Options														Put Options																							
November 2024							December 2024							Other Months		November 2024							December 2024							Other Months		Exercise Price					
Open price	Price max	Price min	Last price	Closing price	Volume	Open Interest	Open price	Price max	Price min	Last price	Closing price	Volume	Open Interest	Volume	Open Interest	Open price	Price max	Price min	Last price	Closing price	Volume	Open Interest	Open price	Price max	Price min	Last price	Closing price	Volume	Open Interest	Volume	Open Interest						
2,850	-	-	-	-	-	-	0.00	0.00	0.00	-	508.00	-	-	-	-	-	-	-	-	-	-	-	0.00	0.00	0.00	-	1.90	-	-	-	-	2,850					
2,900	-	-	-	-	-	-	0.00	0.00	0.00	-	459.00	-	-	-	-	-	-	-	-	-	-	-	0.00	0.00	0.00	-	3.30	-	-	-	-	2,900					
2,950	-	-	-	-	-	-	0.00	0.00	0.00	-	412.00	-	-	-	-	-	-	-	-	-	-	-	0.00	0.00	0.00	-	5.70	-	-	-	-	2,950					
3,000	-	-	-	-	-	-	0.00	0.00	0.00	-	365.00	-	-	-	-	-	-	-	-	-	-	-	0.00	0.00	0.00	-	9.20	-	-	-	-	3,000					
3,050	-	-	-	-	-	-	0.00	0.00	0.00	-	321.00	-	-	-	-	-	-	-	-	-	-	-	0.00	0.00	0.00	-	14.50	-	-	-	-	3,050					
3,100	0.00	0.00	0.00	-	259.00	-	0.00	0.00	0.00	-	278.00	-	-	-	-	-	-	-	-	-	-	-	0.00	0.00	0.00	-	21.75	-	-	-	-	3,100					
3,150	0.00	0.00	0.00	-	212.00	-	0.00	0.00	0.00	-	238.00	-	-	-	-	-	-	-	-	-	-	-	0.00	0.00	0.00	-	31.50	-	-	-	-	3,150					
3,200	0.00	0.00	0.00	-	167.00	-	0.00	0.00	0.00	-	201.00	-	-	-	-	-	-	-	-	-	-	-	0.00	0.00	0.00	-	44.25	-	10	-	-	3,200					
3,250	0.00	0.00	0.00	-	125.00	-	0.00	0.00	0.00	-	167.00	-	-	-	-	-	-	-	-	-	-	-	0.00	0.00	0.00	-	60.50	-	10	-	-	3,250					
3,300	0.00	0.00	0.00	-	89.50	-	136.00	136.00	136.00	136.00	136.00	20	21	-	-	-	-	-	-	-	-	-	0.00	0.00	0.00	-	80.00	-	-	-	-	3,300					
3,350	0.00	0.00	0.00	-	60.00	-	106.00	106.00	106.00	106.00	106.00	20	40	-	-	-	-	-	-	-	-	-	0.00	0.00	0.00	-	52.00	-	79	95.00	95.00	95.00	95.00	20	20	3,350	
3,400	31.25	37.00	31.25	37.00	37.00	21	88	0.00	0.00	0.00	-	87.50	-	10	-	-	-	-	-	-	-	-	0.00	37.00	0.00	-	79.50	-	52	0.00	0.00	0.00	-	130.00	-	20	3,400
3,450	0.00	0.00	0.00	-	22.25	-	72	0.00	0.00	0.00	-	68.50	-	111	-	-	-	-	-	-	-	-	0.00	0.00	0.00	-	114.00	-	20	0.00	0.00	0.00	-	161.00	-	40	3,450
3,500	0.00	0.00	0.00	-	12.25	-	3	0.00	0.00	0.00	-	52.50	-	25	-	-	-	-	-	-	-	-	0.00	0.00	0.00	-	154.00	-	40	0.00	0.00	0.00	-	195.00	-	20	3,500
3,550	0.00	0.00	0.00	-	6.10	-	22	0.00	0.00	0.00	-	39.50	-	-	-	-	-	-	-	-	-	-	0.00	0.00	0.00	-	198.00	-	62	0.00	0.00	0.00	-	232.00	-	-	3,550
3,600	0.00	0.00	0.00	-	2.90	-	50	0.00	0.00	0.00	-	29.50	-	-	-	-	-	-	-	-	-	-	0.00	0.00	0.00	-	244.00	-	20	0.00	0.00	0.00	-	271.00	-	-	3,600
3,650	0.00	0.00	0.00	-	1.30	-	-	0.00	0.00	0.00	-	21.50	-	-	-	-	-	-	-	-	-	-	0.00	0.00	0.00	-	293.00	-	20	0.00	0.00	0.00	-	313.00	-	-	3,650
3,700	0.00	0.00	0.00	-	0.51	-	-	0.00	0.00	0.00	-	15.25	-	-	-	-	-	-	-	-	-	-	0.00	0.00	0.00	-	342.00	-	-	0.00	0.00	0.00	-	357.00	-	-	3,700
3,750	0.00	0.00	0.00	-	0.19	-	-	0.00	0.00	0.00	-	10.75	-	-	-	-	-	-	-	-	-	-	0.00	0.00	0.00	-	392.00	-	-	0.00	0.00	0.00	-	403.00	-	-	3,750
3,800	0.00	0.00	0.00	-	0.07	-	-	0.00	0.00	0.00	-	7.50	-	-	-	-	-	-	-	-	-	-	0.00	0.00	0.00	-	441.00	-	-	0.00	0.00	0.00	-	449.00	-	-	3,800
3,850	0.00	0.00	0.00	-	0.02	-	-	0.00	0.00	0.00	-	5.10	-	-	-	-	-	-	-	-	-	-	0.00	0.00	0.00	-	491.00	-	-	0.00	0.00	0.00	-	497.00	-	-	3,850
3,900	-	-	-	-	-	-	0.00	0.00	0.00	-	3.50	-	-	-	-	-	-	-	-	-	-	-	0.00	0.00	0.00	-	545.00	-	-	-	-	-	-	-	-	3,900	
Totals:						21	240							40	207	0	0							0	325							20	120	0	0		
Number of Trades:						2							3							0							1	0									

ALPHA SERVICES HOLD (CR)

(Contract Size: 100 Securities, Exercise Style: American, Physical Delivery)

Call Options														Put Options																		
November 2024							December 2024							Other Months		November 2024							December 2024							Other Months		Exercise Price
Open price	Price max	Price min	Last price	Closing price	Volume	Open Interest	Open price	Price max	Price min	Last price	Closing price	Volume	Open Interest	Volume	Open Interest	Open price	Price max	Price min	Last price	Closing price	Volume	Open Interest	Open price	Price max	Price min	Last price	Closing price	Volume	Open Interest	Volume	Open Interest	
0.950	0.000	0.000	0.000	0.451	-	-	0.000	0.000	0.000	0.453	-	-				0.000	0.000	0.000	0.001	-	-	0.000	0.000	0.000	0.001	-	-				0.010	
1.000	0.000	0.000	0.000	0.401	-	-	0.000	0.000	0.000	0.403	-	-				0.000	0.000	0.000	0.001	-	-	0.000	0.000	0.000	0.001	-	-				0.010	
1.100	0.000	0.000	0.000	0.302	-	-	0.000	0.000	0.000	0.305	-	-				0.000	0.000	0.000	0.001	-	-	0.000	0.000	0.000	0.002	-	-				0.011	
1.200	0.000	0.000	0.000	0.207	-	-	0.000	0.000	0.000	0.213	-	-				0.000	0.000	0.000	0.006	-	-	0.000	0.000	0.000	0.009	-	-				0.012	
1.300	0.000	0.000	0.000	0.125	-	-	0.000	0.000	0.000	0.134	-	-				0.000	0.000	0.000	0.024	-	-	0.000	0.000	0.000	0.030	-	-				0.013	
1.400	0.000	0.000	0.000	0.065	-	-	0.000	0.000	0.000	0.074	-	-				0.000	0.000	0.000	0.064	-	-	0.000	0.000	0.000	0.071	-	-				0.014	
1.500	0.000	0.000	0.000	0.028	-	-	0.000	0.000	0.000	0.037	-	-				0.000	0.000	0.000	0.127	-	-	0.000	0.000	0.000	0.133	-	-				0.015	
1.600	0.000	0.000	0.000	0.011	-	-	0.000	0.000	0.000	0.016	-	-				0.000	0.000	0.000	0.210	-	-	0.000	0.000	0.000	0.213	-	-				0.016	
1.700	0.000	0.000	0.000	0.003	-	-	0.000	0.000	0.000	0.006	-	-				0.000	0.000	0.000	0.303	-	-	0.000	0.000	0.000	0.304	-	-				0.017	
1.800	0.000	0.000	0.000	0.001	-	-	0.000	0.000	0.000	0.002	-	-				0.000	0.000	0.000	0.400	-	-	0.000	0.000	0.000	0.400	-	-				0.018	
1.900	0.000	0.000	0.000	0.001	-	-	0.000	0.000	0.000	0.001	-	-				0.000	0.000	0.000	0.500	-	-	0.000	0.000	0.000	0.500	-	-				0.019	
2.000	0.000	0.000	0.000	0.001	-	-	0.000	0.000	0.000	0.001	-	-				0.000	0.000	0.000	0.600	-	-	0.000	0.000	0.000	0.600	-	-				0.020	
2.200	0.000	0.000	0.000	0.001	-	-	0.000	0.000	0.000	0.001	-	-				0.000	0.000	0.000	0.800	-	-	0.000	0.000	0.000	0.800	-	-				0.022	
2.400					-	-	0.000	0.000	0.000	0.001	-	-									-	-	0.000	0.000	0.000	1.00	-	-				0.024
2.600					-	-	0.000	0.000	0.000	0.001	-	-									-	-	0.000	0.000	0.000	1.20	-	-				0.026
Totals:					0	0					0	0	0	0	0						0	0						0	0	0	0	0
Number of Trades:					0						0	0	0								0.00						0			0		

NATIONAL BANK (CR)

(Contract Size: 100 Securities, Exercise Style: American, Physical Delivery)

Call Options																Put Options																			
November 2024								December 2024								Other Months		November 2024						December 2024					Other Months		Exercise Price				
Exercise Price	Open price	Price max	Price min	Last price	Closing price	Volume	Open Interest	Open price	Price max	Price min	Last price	Closing price	Volume	Open Interest	Volume	Open Interest	Open price	Price max	Price min	Last price	Closing price	Volume	Open Interest	Open price	Price max	Price min	Last price	Closing price	Volume	Open Interest		Volume	Open Interest		
4.400						-	-	0.000	0.000	0.000		2.99	-	-			-	-	0.000	0.000	0.000		0.001	-	-								0.044		
4.800						-	-	0.000	0.000	0.000		2.59	-	-			-	-	0.000	0.000	0.000		0.001	-	-								0.048		
5.200	0.000	0.000	0.000		2.18	-	-	0.000	0.000	0.000		2.19	-	-			0.000	0.000	0.000		0.001	-	-	0.000	0.000	0.000		0.001	-	-			0.052		
5.600	0.000	0.000	0.000		1.78	-	-	0.000	0.000	0.000		1.80	-	-			0.000	0.000	0.000		0.001	-	-	0.000	0.000	0.000		0.002	-	-			0.056		
6.000	0.000	0.000	0.000		1.38	-	-	0.000	0.000	0.000		1.41	-	-			0.000	0.000	0.000		0.001	-	-	0.000	0.000	0.000		0.012	-	-			0.060		
6.400	0.000	0.000	0.000		0.986	-	-	0.000	0.000	0.000		1.04	-	-			0.000	0.000	0.000		0.001	-	-	0.000	0.000	0.000		0.045	-	-			0.064		
6.800	0.000	0.000	0.000		0.597	-	-	0.000	0.000	0.000		0.719	-	-			0.000	0.000	0.000		0.012	-	-	0.000	0.000	0.000		0.121	-	-			0.068		
7.200	0.000	0.000	0.000		0.272	-	-	0.000	0.000	0.000		0.457	-	10			0.000	0.000	0.000		0.086	-	-	0.000	0.000	0.000		0.259	-	-			0.072		
7.600	0.000	0.000	0.000		0.080	-	8	0.000	0.000	0.000		0.266	-	6			0.000	0.000	0.000		0.295	-	33	0.000	0.000	0.000		0.467	-	-			0.076		
8.000	0.000	0.000	0.000		0.014	-	-	0.000	0.000	0.000		0.143	-	-			0.000	0.000	0.000		0.630	-	-	0.000	0.000	0.000		0.745	-	-			0.080		
8.400	0.000	0.000	0.000		0.001	-	-	0.000	0.000	0.000		0.070	-	-			0.000	0.000	0.000		1.02	-	-	0.000	0.000	0.000		1.07	-	-			0.084		
8.800	0.000	0.000	0.000		0.001	-	-	0.000	0.000	0.000		0.031	-	-			0.000	0.000	0.000		1.42	-	-	0.000	0.000	0.000		1.44	-	-			0.088		
9.200	0.000	0.000	0.000		0.001	-	-	0.000	0.000	0.000		0.013	-	-			0.000	0.000	0.000		1.82	-	-	0.000	0.000	0.000		1.82	-	-			0.092		
9.600	0.000	0.000	0.000		0.002	-	-	0.000	0.000	0.000		0.005	-	-			0.000	0.000	0.000		2.22	-	-	0.000	0.000	0.000		2.22	-	-			0.096		
10.000	0.000	0.000	0.000		0.001	-	-	0.000	0.000	0.000		0.002	-	-			0.000	0.000	0.000		2.62	-	-	0.000	0.000	0.000		2.62	-	-			0.100		
11.000						-	-	0.000	0.000	0.000		0.001	-	-			-	-	0.000	0.000	0.000		3.62	-	-								0.110		
Totals:						0	8						0	16	0	0						0	33									0	304	0	0
Number of Trades:						0							0		0								0.00									0		0	

OPAP (CR)

(Contract Size: 100 Securities, Exercise Style: American, Physical Delivery)

Exercise Price	Call Options														Put Options																			
	November 2024						December 2024						Other Months		November 2024						December 2024						Other Months		Exercise Price					
	Open price	Price max	Price min	Last price	Closing price	Volume	Open Interest	Open price	Price max	Price min	Last price	Closing price	Volume	Open Interest	Volume	Open Interest	Open price	Price max	Price min	Last price	Closing price	Volume	Open Interest	Open price	Price max	Price min	Last price	Closing price		Volume	Open Interest	Volume	Open Interest	
9.600						-	-	0.000	0.000	0.000	6.12	-	-			-	-	0.000	0.000	0.000	0.001	-	-			0.000	0.000	0.000		0.001	-	-		
10.000						-	-	0.000	0.000	0.000	5.72	-	-			-	-	0.000	0.000	0.000	0.001	-	-			0.000	0.000	0.000	0.001	-	-			0.100
11.000	0.000	0.000	0.000		4.70	-	-	0.000	0.000	0.000	4.72	-	-			0.000	0.000	0.000	0.001	-	-			0.000	0.000	0.000	0.001	-	-			0.110		
12.000	0.000	0.000	0.000		3.70	-	-	0.000	0.000	0.000	3.72	-	-			0.000	0.000	0.000	0.001	-	-			0.000	0.000	0.000	0.001	-	-			0.120		
13.000	0.000	0.000	0.000		2.70	-	-	0.000	0.000	0.000	2.73	-	-			0.000	0.000	0.000	0.001	-	-			0.000	0.000	0.000	0.002	-	-			0.130		
14.000	0.000	0.000	0.000		1.71	-	-	0.000	0.000	0.000	1.76	-	-			0.000	0.000	0.000	0.005	-	-			0.000	0.000	0.000	0.030	-	-			0.140		
15.000	0.000	0.000	0.000		0.797	-	-	0.000	0.000	0.000	0.918	-	-			0.000	0.000	0.000	0.096	-	50			0.000	0.000	0.000	0.188	-	-			0.150		
16.000	0.000	0.000	0.000		0.220	-	1	0.203	0.203	0.191	0.195	0.195	40	-			0.000	0.000	0.000	0.519	-	-			0.000	0.000	0.000	0.628	-	-			0.160	
17.000	0.000	0.000	0.000		0.029	-	-	0.000	0.000	0.000	0.100	-	-			0.000	0.000	0.000	1.33	-	-			0.000	0.000	0.000	1.38	-	-			0.170		
18.000	0.000	0.000	0.000		0.002	-	-	0.000	0.000	0.000	0.019	-	-			0.000	0.000	0.000	2.31	-	-			0.000	0.000	0.000	2.31	-	-			0.180		
19.000	0.000	0.000	0.000		0.004	-	-	0.000	0.000	0.000	0.002	-	-			0.000	0.000	0.000	3.31	-	-			0.000	0.000	0.000	3.31	-	-			0.190		
20.000	0.000	0.000	0.000		0.001	-	-	0.000	0.000	0.000	0.001	-	-			0.000	0.000	0.000	4.31	-	-			0.000	0.000	0.000	4.31	-	-			0.200		
22.000	0.000	0.000	0.000		0.001	-	-	0.000	0.000	0.000	0.001	-	-			0.000	0.000	0.000	6.31	-	-			0.000	0.000	0.000	6.31	-	-			0.220		
24.000						-	-	0.000	0.000	0.000	0.001	-	-			-	-	0.000	0.000	0.000	8.31	-	-			0.000	0.000	0.000	8.31	-	-			0.240
Totals:						0	1					40	0	0	0					0	50						0	0	0	0				
Number of Trades:						0						4		0						0.00							0		0					

OTE (CR)

(Contract Size: 100 Securities, Exercise Style: American, Physical Delivery)

Exercise Price	Call Options														Put Options																			
	November 2024						December 2024						Other Months		November 2024						December 2024						Other Months							
	Open price	Price max	Price min	Last price	Closing price	Volume	Open Interest	Open price	Price max	Price min	Last price	Closing price	Volume	Open Interest	Volume	Open Interest	Open price	Price max	Price min	Last price	Closing price	Volume	Open Interest	Open price	Price max	Price min	Last price	Closing price	Volume	Open Interest	Volume	Open Interest	Exercise Price	
9.200						-	0.000	0.000	0.000		6.33	-	-			-	0.000	0.000	0.000		0.001	-	-			0.000	0.000	0.000		0.001	-	-		0.092
9.600						-	0.000	0.000	0.000		5.93	-	-			-	0.000	0.000	0.000		0.001	-	-			0.000	0.000	0.000		0.001	-	-		0.096
10.000	0.000	0.000	0.000		5.51	-	0.000	0.000	0.000		5.53	-	-			0.000	0.000	0.000		0.001	-	-			0.000	0.000	0.000		0.001	-	-		0.100	
11.000	0.000	0.000	0.000		4.51	-	0.000	0.000	0.000		4.53	-	-			0.000	0.000	0.000		0.001	-	-			0.000	0.000	0.000		0.001	-	-		0.110	
12.000	0.000	0.000	0.000		3.51	-	0.000	0.000	0.000		3.53	-	-			0.000	0.000	0.000		0.001	-	-			0.000	0.000	0.000		0.001	-	-		0.120	
13.000	0.000	0.000	0.000		2.51	-	0.000	0.000	0.000		2.54	-	-			0.000	0.000	0.000		0.001	-	-			0.000	0.000	0.000		0.005	-	-		0.130	
14.000	0.000	0.000	0.000		1.51	-	0.000	0.000	0.000		1.59	-	-			0.000	0.000	0.000		0.002	-	-			0.000	0.000	0.000		0.052	-	-		0.140	
15.000	0.000	0.000	0.000		0.603	-	0.000	0.000	0.000		0.802	-	-			0.000	0.000	0.000		0.092	-	-			0.000	0.000	0.000		0.263	-	-		0.150	
16.000	0.000	0.000	0.000		0.104	-	2	0.000	0.000	0.000		0.305	-	-			0.000	0.000	0.000		0.594	-	-			0.000	0.000	0.000		0.767	-	-		0.160
17.000	0.000	0.000	0.000		0.005	-	-	0.000	0.000	0.000		0.082	-	-			0.000	0.000	0.000		1.50	-	-			0.000	0.000	0.000		1.55	-	-		0.170
18.000	0.000	0.000	0.000		0.001	-	-	0.000	0.000	0.000		0.017	-	-			0.000	0.000	0.000		2.50	-	-			0.000	0.000	0.000		2.50	-	-		0.180
19.000	0.000	0.000	0.000		0.001	-	-	0.000	0.000	0.000		0.002	-	-			0.000	0.000	0.000		3.50	-	-			0.000	0.000	0.000		3.50	-	-		0.190
20.000	0.000	0.000	0.000		0.002	-	-	0.000	0.000	0.000		0.001	-	-			0.000	0.000	0.000		4.50	-	-			0.000	0.000	0.000		4.50	-	-		0.200
22.000	0.000	0.000	0.000		0.001	-	-	0.000	0.000	0.000		0.001	-	-			0.000	0.000	0.000		6.50	-	-			0.000	0.000	0.000		6.50	-	-		0.220
Totals:						0	2					0	0	0	0						0	0							0	0	0	0		
Number of Trades:						0						0		0							0.00								0		0			

PIRAEUS FINANCIAL HOLD (CR)

(Contract Size: 100 Securities, Exercise Style: American, Physical Delivery)

Call Options														Put Options																			
November 2024							December 2024							Other Months		November 2024							December 2024							Other Months		Exercise Price	
Open price	Price max	Price min	Last price	Closing price	Volume	Open Interest	Open price	Price max	Price min	Last price	Closing price	Volume	Open Interest	Volume	Open Interest	Open price	Price max	Price min	Last price	Closing price	Volume	Open Interest	Open price	Price max	Price min	Last price	Closing price	Volume	Open Interest	Volume	Open Interest		
2.200					-	-	0.000	0.000	0.000		1.34	-	-			0.000	0.000	0.000		0.001	-	-	0.000	0.000	0.000		0.001	-	-			0.022	
2.400	0.000	0.000	0.000	1.13	-	-	0.000	0.000	0.000		1.14	-	-			0.000	0.000	0.000		0.001	-	-	0.000	0.000	0.000		0.001	-	-			0.024	
2.600	0.000	0.000	0.000	0.932	-	-	0.000	0.000	0.000		0.938	-	-			0.000	0.000	0.000		0.001	-	-	0.000	0.000	0.000		0.001	-	-			0.026	
2.800	0.000	0.000	0.000	0.732	-	-	0.000	0.000	0.000		0.742	-	-			0.000	0.000	0.000		0.001	-	-	0.000	0.000	0.000		0.005	-	-			0.028	
3.000	0.000	0.000	0.000	0.533	-	-	0.000	0.000	0.000		0.556	-	-			0.000	0.000	0.000		0.002	-	-	0.000	0.000	0.000		0.017	-	-			0.030	
3.200	0.000	0.000	0.000	0.338	-	-	0.000	0.000	0.000		0.388	-	-			0.000	0.000	0.000		0.006	-	-	0.000	0.000	0.000		0.050	-	-			0.032	
3.400	0.000	0.000	0.000	0.170	-	-	0.000	0.000	0.000		0.250	-	-			0.000	0.000	0.000		0.037	-	-	0.000	0.000	0.000		0.111	-	-			0.034	
3.600	0.000	0.000	0.000	0.061	-	-	0.000	0.000	0.000		0.149	-	-			0.000	0.000	0.000		0.129	-	-	0.000	0.000	0.000		0.210	-	-			0.036	
3.800	0.000	0.000	0.000	0.015	-	-	0.000	0.000	0.000		0.080	-	-			0.000	0.000	0.000		0.283	-	-	0.000	0.000	0.000		0.342	-	-			0.038	
4.000	0.000	0.000	0.000	0.002	-	-	0.000	0.000	0.000		0.041	-	-			0.000	0.000	0.000		0.471	-	-	0.000	0.000	0.000		0.502	-	-			0.040	
4.400	0.000	0.000	0.000	0.001	-	-	0.000	0.000	0.000		0.008	-	-			0.000	0.000	0.000		0.870	-	-	0.000	0.000	0.000		0.872	-	-			0.044	
4.800	0.000	0.000	0.000	0.001	-	-	0.000	0.000	0.000		0.001	-	-			0.000	0.000	0.000		1.27	-	-	0.000	0.000	0.000		1.27	-	-			0.048	
5.200	0.000	0.000	0.000	0.001	-	-	0.000	0.000	0.000		0.001	-	-			0.000	0.000	0.000		1.67	-	-	0.000	0.000	0.000		1.67	-	-			0.052	
5.600	0.000	0.000	0.000	0.001	-	-	0.000	0.000	0.000		0.001	-	-			0.000	0.000	0.000		2.07	-	-	0.000	0.000	0.000		2.07	-	-			0.056	
6.000	0.000	0.000	0.000	0.001	-	-	0.000	0.000	0.000		0.001	-	-			0.000	0.000	0.000		2.47	-	-	0.000	0.000	0.000		2.47	-	-			0.060	
6.400					-	-	0.000	0.000	0.000		0.001	-	-										0.000	0.000	0.000		2.87	-	-			0.064	
Totals:					0	0						0	0	0								0	0									0	0
Number of Trades:					0							0	0									0.00									0	0	

PPC (CR)

(Contract Size: 100 Securities, Exercise Style: American, Physical Delivery)

Exercise Price	Call Options													Put Options																				
	November 2024						December 2024						Other Months		November 2024						December 2024						Other Months		Exercise Price					
	Open price	Price max	Price min	Last price	Closing price	Volume	Open Interest	Open price	Price max	Price min	Last price	Closing price	Volume	Open Interest	Volume	Open Interest	Open price	Price max	Price min	Last price	Closing price	Volume	Open Interest	Open price	Price max	Price min	Last price	Closing price		Volume	Open Interest	Volume	Open Interest	
8.000						-	-	0.000	0.000	0.000	3.90	-	-																					
8.400	0.000	0.000	0.000		3.49	-	-	0.000	0.000	0.000	3.50	-	-			0.000	0.000	0.000		0.001	-	-			0.000	0.000	0.000		0.001	-	-			0.084
8.800	0.000	0.000	0.000		3.09	-	-	0.000	0.000	0.000	3.10	-	-			0.000	0.000	0.000		0.001	-	-			0.000	0.000	0.000		0.001	-	-			0.088
9.200	0.000	0.000	0.000		2.69	-	-	0.000	0.000	0.000	2.71	-	-			0.000	0.000	0.000		0.002	-	-			0.000	0.000	0.000		0.003	-	-			0.092
9.600	0.000	0.000	0.000		2.29	-	-	0.000	0.000	0.000	2.32	-	-			0.000	0.000	0.000		0.001	-	-			0.000	0.000	0.000		0.010	-	-			0.096
10.000	0.000	0.000	0.000		1.89	-	-	0.000	0.000	0.000	1.93	-	-			0.000	0.000	0.000		0.002	-	-			0.000	0.000	0.000		0.028	-	-			0.100
11.000	0.000	0.000	0.000		0.913	-	5	0.000	0.000	0.000	1.08	-	-			0.000	0.000	0.000		0.024	-	5			0.000	0.000	0.000		0.171	-	-			0.110
12.000	0.000	0.000	0.000		0.217	-	22	0.000	0.000	0.000	0.478	-	-			0.000	0.000	0.000		0.328	-	11			0.000	0.000	0.000		0.568	-	-			0.120
13.000	0.000	0.000	0.000		0.017	-	-	0.000	0.000	0.000	0.161	-	-			0.000	0.000	0.000		1.13	-	-			0.000	0.000	0.000		1.25	-	-			0.130
14.000	0.000	0.000	0.000		0.001	-	-	0.000	0.000	0.000	0.043	-	-			0.000	0.000	0.000		2.12	-	-			0.000	0.000	0.000		2.14	-	-			0.140
15.000	0.000	0.000	0.000		0.001	-	-	0.000	0.000	0.000	0.009	-	-			0.000	0.000	0.000		3.12	-	-			0.000	0.000	0.000		3.12	-	-			0.150
16.000	0.000	0.000	0.000		0.001	-	-	0.000	0.000	0.000	0.001	-	-			0.000	0.000	0.000		4.12	-	-			0.000	0.000	0.000		4.12	-	-			0.160
17.000	0.000	0.000	0.000		0.001	-	-	0.000	0.000	0.000	0.001	-	-			0.000	0.000	0.000		5.12	-	-			0.000	0.000	0.000		5.12	-	-			0.170
18.000						-	-	0.000	0.000	0.000	0.001	-	-																					0.180
Totals:						0	27					0	0	0	0						0	16							0	0	0	0		
Number of Trades:						0						0		0							0.00								0		0			

Lending Products	Underlying Title	Open Interest[5]	Multilateral Transactions[1]				Bilateral Transactions[2]		Stock Borrowing through OTC (volume)[3]	
			Volume(Offered)	Average Weighted	Transactions volume	Average Weighted	Transactions Volume	Average Weighted	Transactions Volume	
ADMIEBOR	ADMIE (IPTO) HOLDING S.A. (CR)	1,000	---	---	---	---	---	---	209,364	
AEGNBOR	AEGEAN AIRLINES (CR)	---	---	---	---	---	---	---	504,546	
AETFBOR	ALPHA ETF FTSE Athex Large Cap	---	---	---	---	---	---	---	---	
ALPHABOR	ALPHA SERVICES HOLD (CR)	---	---	---	---	---	---	---	69,082,707	
AIABOR	ATHENS INTL AIRPORT (CR)	---	---	---	---	---	---	---	184,700	
ACAGBOR	AUSTRIACARD (CB)	---	---	---	---	---	---	---	2,000	
OTOELBOR	AUTOHELLAS SA (CR)	3,353	---	---	---	---	---	---	48,537	
AVAXBOR	AVAX S.A. (CR)	---	---	---	---	---	---	---	138,696	
BOCHGRBOR	BANK OF CYPRUS (CR)	---	---	---	---	---	---	---	400,000	
EEEBOR	CC HBC AG (CR)	12,935	---	---	---	---	---	---	118,874	
CENERBOR	CENERGY HOLDINGS (CB)	---	---	---	---	---	---	---	375,746	
DIMANDBOR	DIMAND (CR)	---	---	---	---	---	---	---	65,248	
ELLAKTORBOR	ELLAKTOR (CR)	---	---	---	---	---	---	---	248,132	
ELHABOR	ELVALHALCOR (CR)	995	---	---	---	---	---	---	246,776	
EUROBBOR	EUROBANK HOLDINGS (CR)	20,000	---	---	---	---	---	---	63,395,102	
EYDAPBOR	EYDAP S.A. (CR)	---	---	---	---	---	---	---	207,465	
FOYRKBOR	FOURLIS (CR)	---	---	---	---	---	---	---	19,560	
GEKTERNABOR	GEK TERNA (CR)	---	---	---	---	---	---	---	6,517	
SARBOR	GR. SARANTIS S.A. (CR)	3,051	---	---	---	---	---	---	13,365	
EXAEBOR	HELLENIC EXCHANGES-A.S.E. (CR)	---	---	---	---	---	---	---	151,086	
ELPEBOR	HELLENIQ ENERGY (CR)	---	---	---	---	---	---	---	1,311,637	
INTEKBOR	IDEAL HOLDINGS (CR)	---	---	---	---	---	---	---	11,938	
INTRKBOR	INTRACOM HOLDINGS (CR)	---	---	---	---	---	---	---	37,000	
INKATBOR	INTRAKAT (CR)	---	---	---	---	---	---	---	975,076	
INLOTBOR	INTRALOT (CR)	---	---	---	---	---	---	---	1,198,924	
BELABOR	JUMBO SA (CR)	14,430	---	---	1,500	4.33%	---	---	202,915	
KRIBOR	KRI-KRI S.A. (CR)	---	---	---	---	---	---	---	---	
LAMDABOR	LAMDA DEVELOPMENT SA (CR)	---	---	---	---	---	---	---	239,105	
LAVIBOR	LAVIPHARM SA (CR)	---	---	---	---	---	---	---	---	
MYTILBOR	METLEN ENERGY & METALS (CR)	1,000	---	---	---	---	---	---	211,046	
MIGBOR	MIG (CR)	541	---	---	---	---	---	---	39,913	

Stock Lending Notes

[1] - Multilateral contracts Lending or Borrowing as per Methods 8-1, 8-2 and 8-3-3 (According to ATHEX BoD Resolution No.17)

[2] - Bilateral Contracts Lending or Borrowing as per Methods 8-3-1 and 8-3-2 & Contracts as per Method 4 (According to ATHEX BoD Resolution No.20)

[3] - The information concerning OTC Stock Borrowing Transactions is based on the statements of the Dematerialised Securities System (DSS) operators involved and refers to volumes that have been registered up until the previous working day.

[4] - Average Price (Volume weighted)

[5] - The Data concerning Open Interest before the start of trading session

Lending Products	Underlying Title	Open Interest[5]	Multilateral Transactions[1]				Bilateral Transactions[2]		Stock Borrowing through OTC (volume)[3]	
			Volume(Offered)	Average Weighted	Transactions volume	Average Weighted	Transactions Volume	Average Weighted	Transactions Volume	
MOHBOR	MOTOR OIL (CR)	1,686	---	---	---	---	---	---	1,394,471	
ETEBOR	NATIONAL BANK (CR)	38,000	---	---	7,000	4.39%	---	---	12,443,574	
OPAPBOR	OPAP (CR)	---	---	---	---	---	---	---	1,663,129	
OPTIMABOR	OPTIMA BANK (CR)	2,000	---	---	---	---	---	---	914,432	
HTOBOR	OTE (CR)	9,057	---	---	---	---	---	---	2,294,983	
PPABOR	P.P.A. S.A. (CR)	554	---	---	---	---	---	---	67,776	
TPEIRBOR	PIRAEUS FINANCIAL HOLD (CR)	---	---	---	---	---	---	---	13,240,918	
PPCBOR	PPC (CR)	10,000	---	---	---	---	---	---	3,269,484	
PROFBOR	PROFILE SA (CR)	---	---	---	---	---	---	---	10,000	
QUESTBOR	QUEST HOLDINGS (CR)	1,591	---	---	---	---	---	---	29,922	
OLYMPBOR	TECHNICAL OLYMPIC SA (CR)	---	---	---	---	---	---	---	---	
TENERGYBOR	TERNA ENERGY (CR)	20,000	---	---	---	---	---	---	489,643	
EYAPSBOR	THESSALONIKA WATER & SEWERAGE	---	---	---	---	---	---	---	---	
PLATBOR	THRACE PLASTICS SA (CR)	---	---	---	---	---	---	---	1,596	
TITCBOR	TITAN CEMENT (CB)	1,390	---	---	---	---	---	---	196,573	
VIOBOR	VIOHALCO SA/NV (CB)	3,600	---	---	---	---	---	---	---	

Stock Lending Notes

[1] - Multilateral contracts Lending or Borrowing as per Methods 8-1, 8-2 and 8-3-3 (According to ATHEX BoD Resolution No.17)

[2] - Bilateral Contracts Lending or Borrowing as per Methods 8-3-1 and 8-3-2 & Contracts as per Method 4 (According to ATHEX BoD Resolution No.20)

[3] - The information concerning OTC Stock Borrowing Transactions is based on the statements of the Dematerialised Securities System (DSS) operators involved and refers to volumes that have been registered up until the previous working day.

[4] - Average Price (Volume weighted)

[5] - The Data concerning Open Interest before the start of trading session

Sectors codification for listed companies

12003-	ETF	10101010	Computer Services
10101015	Software	10102030	Computer Hardware
15101010	Telecommunications Equipment	15102015	Telecommunications Services
20101010	Health Care Facilities	20101025	Health Care Services
20102010	Medical Equipment	20103015	Pharmaceuticals
30101010	Banks	30202000	Diversified Financial Services
30202010	Asset Managers & Custodians	30202015	Investment Services
30204000	Closed End Investments	30302010	Full Line Insurance
30302015	Insurance Brokers	30302025	Property and Casualty Insurance
35101010	Real Estate Holding and Development	35101015	Real Estate Services
35102000	Diversified REITs	35102030	Office REITs
35102045	Retail REITs.	40201040	Rental & Leasing Services: Consumer
40202010	Home Construction	40202015	Household Furnishings
40202020	Household Appliance	40203040	Electronic Entertainment
40204020	Clothing & Accessories	40301010	Entertainment
40301030	Publishing	40301035	Radio & TV Broadcasters
40401010	Diversified Retailers	40401020	Apparel Retailers
40401025	Home Improvement Retailers	40401030	Specialty Retailers
40501010	Airlines	40501015	Travel & Tourism
40501020	Casinos & Gambling	40501025	Hotels & Motels
45101015	Distillers & Vintners	45101020	Soft Drinks
45102010	Farming Fishing Ranching & Plantations	45102020	Food Products
45103010	Tobacco	45201010	Food Retailers & Wholesalers
45201020	Personal Products	50101010	Construction
50101020	Building Roof/Wallboard and Plumbing	50101030	Cement
50101035	Building Materials: Other	50202010	Electrical Components
50203015	Plastics	50203030	Containers & Packaging
50204000	Machinery: Industrial	50204020	Machinery: Construction & Handling
50205010	Industrial Suppliers	50205020	Back Office Support HR & Consulting
50205030	Forms & Bulk Printing Services	50206015	Commercial Vehicles & Parts
50206030	Marine Transportation	50206060	Transportation Services
55101000	Diversified Materials	55101020	Textile Products
55102000	General Mining	55102010	Iron & Steel
55102015	Metal Fabricating	55102035	Aluminum
60101020	Oil Refining and Marketing	65101010	Alternative Electricity
65101015	Conventional Electricity	65102000	Multi-Utilities
65102030	Water		



ATHEX
Athens Stock Exchange

Λεωφ. Αθηνών 110 104 42 Αθήνα
110, Athinon Ave. GR 104 42 Athens
tel. (+30)210-33.66.800, fax (+30)210-33.66.101
www.athexgroup.gr