

24

Ημερήσιο Δελτίο
Συναλλακτικής Δραστηριότητας

Daily Official List
of Trading Activity

Wednesday, 23 October, 2024

Year: 145 Trading Day No: 202



ATHEXGROUP
Athens Exchange Group

Disclaimer:

Hellenic Exchanges-Athens Stock Exchange S.A endeavours to ensure that the data and other material ("Information") presented on the Daily Official List are accurate and complete, but it is not liable for any errors or omissions of data or /and for the accuracy, credibility, updating and completeness of the aforesaid information nor it has any liability arising directly or indirectly from the use of the above Information.

The Company is not liable for the accuracy of the data included in listed companies' announcements. Only the sender of such an announcement is fully and solely liable for any infringement of third party's rights from the content of such announcement. All contents of the Daily Official List are provided only for information purposes and do not constitute investment advice or solicitation to invest in securities or other products listed for trading on the Exchange.

You acknowledge and agree that the Company is the owner of any property rights related to any Information appearing on the Daily Official List including intellectual property rights copyright, trademarks, etc.

The above data are a property of the Hellenic Exchanges-Athens Exchange and are copyright protected. Users are forbidden to reproduce, modify, copy, sale, transmit or redistribute, by all reproduction means and methods, part or the whole of the above data, without reference to their source.

The commercial exploitation of these data is, also, forbidden by third parties. Hellenic Exchanges-Athens Exchange does not carry any responsibility, direct or indirect, derived from usage or accidental alteration of the above data when used by third parties.

Hellenic Exchanges – Athens Stock Exchange S.A.

110 Athinon Ave., 10442 Athens, Tel: (210) 33.66.800, Fax: (210) 32.13.938

www.athexgroup.gr

Thessalonica Stock Exchange Center (T.S.E.C)

16-18 Katouni Str., Thessalonica 546 25 Tel: (2310) 567.667, Fax: (2310) 530.545

Athex Members Guarantee Fund

14-16 Fidiou Str., Athens 106 78, Tel: (210) 33.04.682, Fax: (210) 33.04.155

Hellenic Republic Capital Market Commission

1 Kolokotroni Str. & 1 Stadiou Str., Athens 10562 Tel: (210) 33.77.100 Fax: (210) 33.77.173

Table of Contents

Section 1: Statistical Figures of Securities, Derivatives and Lending

Summary of Markets

Athex Indices

Analytic Figures for Athex Market's Boards and Categories

Trading Details by Athex Sectors and Financial Instruments (ETFs)

Top 10 best & worst performing Shares

Derivatives Summary

Section 2: Analytic Figures of Shares Transactions

Analytic Figures of Shares Transactions

Shares' Notes

Section 3: Figures of Securities Transactions

Securities Blocks Details

Shares Rights Details

Stock Borrowing

Forced Sales Details

Forced Sales Registered Shares

Exchange Traded Funds (ETFs) Characteristics

Section 5: Bonds traded in Fixed Income Assets Market

Convertible Corporate Bonds - Regulated Market

Non Convertible Corporate Bonds - Regulated Market

Government Bonds

Treasury Bills & Zero Coupon Government Bonds

Government Bonds Traded with the Open Outcry Method

State Banks Bonds

Section 6: Additional Infos

Athex & ATHEXClear Members List

List of Stocks under Market Making operations

Section 7: Derivatives Market Analytic Figures

Index Futures

Stock Futures

Index Options

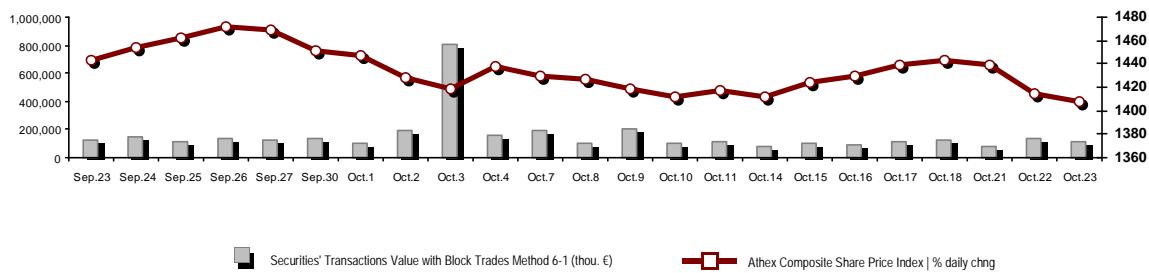
Stock Options

Stock Lending Analytic Figures

Appendix A: Sectors codification for listed companies

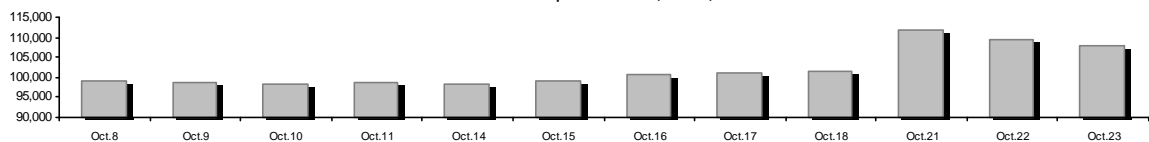
Summary of Markets

Athex Composite Share Price Index vs Shares and Derivatives Transactions Value

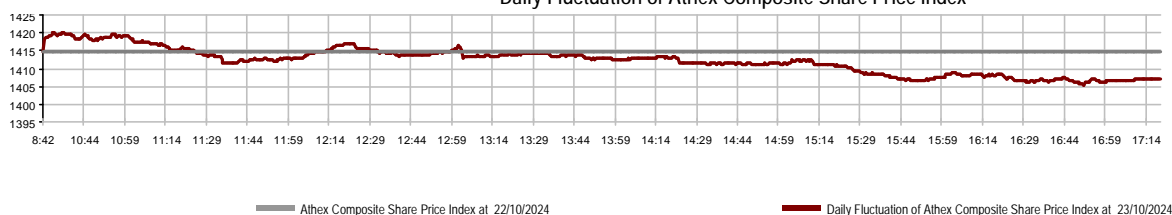


Athex Capitalisation (mill. €) **:	107,908.78	Derivatives Total Open Interest	461,600
Daily change: mill. € %	-1,618.58 -1.48%	in Index Futures % daily chng	5,565 -0.13%
Yearly Avg Capitalisation: mill. € % chng prev year Avg	97,698.18 21.54%	in Stock Futures % daily chng	455,066 0.18%
Athex Composite Share Price Index % daily chng	1,407.14 -0.53%	in Index Options % daily chng	525 2.14%
Athex Composite Share Price Index Capitalisation (mill. €)	91,330.74	in Stock Options % daily chng	444 2.54%
Daily change (mill. €)	-509.83		
Securities' Transactions Value with Block Trades Method 6-1 (t)	118,168.65	Derivatives Contracts Volume:	25,564
Daily change: %	-13,347.10 -10.15%	Daily change: pieces %	-3,573 -12.26%
YtD Avg Trans. Value: thou. € % chng prev year Avg	130,916.50 19.48%	YtD Avg Derivatives Contracts % chng prev year Avg	36,477 -17.03%
Blocks Transactions Value of Method 6-1 (thou. €)	20,684.03	Derivatives Trades Number:	1,402
Blocks Transactions Value of Method 6-2 & 6-3 (thou. €)	0.00	Daily change: number %	-349 -19.93%
Bonds Transactions Value (thou.€)	1,100.89	YtD Avg Trades number % chng prev year Avg	1,840 -21.04%
Securities' Transactions Volume with Block Trades Method 6-1 (tho)	31,384.93	Lending Total Open Interest	294,477
Daily change: thou. pieces %	403.31 1.30%	Daily change: pieces %	-29,367 -9.07%
YtD Avg Volume: % chng prev year Avg	28,349.92 -15.68%	Lending Volume (Multilateral/Bilateral)	5,300
Blocks Transactions Volume of Method 6-1 (thou. Pieces)	2,165.01	Daily change: pieces %	1,156
Blocks Transactions Volume of Method 6-2 & 6-3 (thou. Pieces)	0.00	Multilateral Lending	400
Bonds Transactions Volume	1,120,000	Bilateral Lending	4,900
Securities' Trades Number with Block Trades Method 6-1	31,750	Lending Trades Number:	6
Daily change: number %	-6,481 -16.95%	Daily change: %	2
YtD Avg Trades number % chng prev year Avg	36,749 1.45%	Multilateral Lending Trades Number	5
Number of Blocks Method 6-1	11	Bilateral Lending Trades Number	1
Number of Blocks Method 6-2 & 6-3	0		
Number of Bonds Transactions	226		

Athex Capitalisation (mill. €) **



Daily Fluctuation of Athex Composite Share Price Index



Athex Indices

Index name	23/10/2024	22/10/2024	pts.	%	Min	Max	Year min	Year max	Year change
Athex Composite Share Price Index	1,407.14 €	1,414.65	-7.51	-0.53%	1,405.39	1,419.95	1,293.14	1,505.35	8.82% #
Athex Composite Index Total Return Index	2,654.39 €	2,668.55	-14.16	-0.53%	2,651.08	2,678.54	2,355.44	2,789.06	12.69% #
Athex ESG Index	1,599.30 €	1,611.83	-12.53	-0.78%	1,596.95	1,617.94	1,471.77	1,722.97	8.67% #
ATHEX Alternative Market Price Index	14,450.92 €	14,492.27	-41.35	-0.29%	14,406.22	14,642.76	9,352.11	15,435.43	54.52% #
FTSE/Athex Large Cap	3,405.84 €	3,432.18	-26.34	-0.77%	3,401.22	3,445.89	3,122.79	3,665.50	9.06% #
FTSE/Athex Mid Cap Index	2,287.27 €	2,293.42	-6.15	-0.27%	2,279.98	2,307.13	2,054.77	2,459.55	1.62% #
FTSE/ATHEX High Dividend Yield Index	3,877.95 €	3,904.37	-26.42	-0.68%	3,872.98	3,916.62	3,629.54	4,217.66	2.83% #
FTSE/Athex Market Index	813.49 €	819.34	-5.85	-0.71%	812.47	822.70	746.82	875.18	8.93% #
FTSE/Athex Banks	1,180.33 €	1,197.92	-17.59	-1.47%	1,177.26	1,203.39	1,057.67	1,354.57	11.18% #
FTSE/ATHEX TECHNOLOGY & TELECOMMUNICAT	5,715.96 €	5,735.48	-19.52	-0.34%	5,697.66	5,797.82	4,915.95	5,868.21	12.69% #
FTSE/ATHEX FINANCIAL SERVICES	5,542.85 €	5,624.70	-81.85	-1.46%	5,528.70	5,650.50	4,996.31	6,357.41	10.54% #
FTSE/ATHEX REAL ESTATE	4,861.24 €	4,872.48	-11.24	-0.23%	4,842.31	4,888.44	4,507.00	5,120.52	-2.00% €
FTSE/ATHEX CONSUMER DISCRETIONARY	5,054.52 €	5,066.91	-12.39	-0.24%	5,054.52	5,093.29	4,663.68	5,557.48	0.77% #
FTSE/ATHEX CONSUMER STAPLES	6,563.21 #	6,549.52	13.69	0.21%	6,539.79	6,607.77	5,069.68	6,705.26	28.98% #
FTSE/ATHEX INDUSTRIALS	6,339.47 €	6,388.65	-49.18	-0.77%	6,313.69	6,407.15	5,044.08	6,784.09	24.76% #
FTSE/ATHEX BASIC MATERIALS	4,730.81 €	4,761.77	-30.96	-0.65%	4,725.70	4,818.05	4,369.10	5,876.05	-2.85% €
FTSE/ATHEX ENERGY & UTILITIES	4,814.75 €	4,846.53	-31.78	-0.66%	4,802.03	4,879.79	4,536.38	5,474.06	-3.47% €
Athex All Share Index	354.86 €	360.19	-5.33	-1.48%	354.86	354.86	304.60	367.53	17.50% #
Hellenic Mid & Small Cap Index	2,025.17 €	2,032.76	-7.59	-0.37%	2,021.44	2,044.76	1,881.89	2,157.15	4.99% #
FTSE/Athex Large Cap Total Return	5,842.99 €	5,888.18	-45.19	-0.77%			5,201.70	6,187.73	13.08% #
FTSE/Athex Mid Cap Total Return	3,132.15 €	3,140.57	-8.42	-0.27%			2,872.41	3,302.69	3.33% #
MSCI GREECE REBASED	5,276.12 €	5,331.19	-55.07	-1.03%	5,265.87	5,354.59	4,964.20	5,837.84	5.85% #
Hellenic Corporate Bond Index	136.94 €	137.02	-0.08	-0.06%			129.54	137.16	5.63% #
Hellenic Corporate Bond Price Index	93.15 €	93.22	-0.06	-0.07%			90.52	93.35	2.76% #

Note 1: FTSE/Med 100, Hellenic Corporate Bond Price Index and Hellenic Corporate Bond Index closing prices refer to the previous trading day of 21/10/2024.

Note 2: The Hellenic Mid & Small Cap Index is a Customized index calculated by the Athens Exchange.

Analytic Figures for Athex Market's Boards and Categories

	Total Traded Securities	Main Market	Surveillance	Exchange Traded Funds (ETFs)
Totals	121	113	7	1
Gain / Lose / Same:	30 / 71 / 20	28 / 68 / 17	2 / 2 / 3	0 / 1 / 0
Athex Capitalisation (mill. €) **	107,908.78	107,844.04	64.74	
Daily Average Trans/ons Value(thou.€)	130,916.50	130,807.62	30.38	239.36
Transactions Value	118,168.65	118,017.45	28.85	122.35
Main Board:	97,484.62	97,333.43	28.85	122.35
Blocks Board 6_2_3:	20,684.03	20,684.03	0.00	0.00
Forced Sales Board:	0.00	0.00	0.00	0.00
Special Terms Board:	0.00	0.00	0.00	0.00
Daily Average Transactions Volume	28,349,917	28,228,080	135,130	6,912
Transactions Volume	31,384,930	31,283,308	98,036	3,586
Main Board:	29,219,917	29,118,295	98,036	3,586
Blocks Board 6_2_3:	2,165,013	2,165,013	0	0
Forced Sales Board:	0	0	0	0
Special Terms Board:	0	0	0	0
Daily Average Number of Trades	36,749	36,648	58	44
Number of Trades	31,750	31,659	67	24
Main Board:	31,739	31,648	67	24
Blocks Board 6_2_3:	11	11	0	0
Forced Sales Board:	0	0	0	0
Special Terms Board:	0	0	0	0

Trading Details by Athex Sectors and Financial Instruments (ETFs)

Code	Sectors	Gain / Lose / Same	Number of Trades	Transactions Volume	Transactions Value	% of Total Trans. Value
3010	- Banks	1 / 7 / 0	12,515	25,030,840	58,041,357.72	49.15%
5510	- Basic Resources	5 / 5 / 2	861	248,929	844,112.54	0.71%
5010	- Construction & Materials	4 / 8 / 3	2,272	1,010,623	4,254,522.37	3.60%
4020	- Consumer Products & Services	2 / 4 / 1	387	78,350	209,823.78	0.18%
6010	- Energy	0 / 3 / 1	1,669	449,697	4,401,525.27	3.73%
12000	- Financial Instruments	0 / 1 / 0	24	3,586	122,345.68	0.10%
3020	- Financial Services	1 / 3 / 1	271	46,819	211,959.86	0.18%
4510	- Food Beverage & Tobacco	2 / 3 / 1	246	34,431	492,999.34	0.42%
2010	- Health Care	0 / 3 / 0	89	37,179	31,051.82	0.03%
5020	- Industrial Goods & Services	4 / 7 / 6	2,209	582,739	4,085,036.03	3.46%
3030	- Insurance	0 / 1 / 0	34	1,313	5,694.08	0.00%
4030	- Media	1 / 0 / 0	25	11,672	5,723.60	0.00%
4520	- Personal Care, Drug & Grocery Stores	1 / 1 / 0	194	24,228	229,305.53	0.19%
3510	- Real Estate	3 / 7 / 1	952	293,532	996,461.13	0.84%
4040	- Retail	0 / 4 / 2	1,027	185,662	3,745,466.86	3.17%
1010	- Technology	2 / 7 / 1	1,107	268,753	1,041,357.40	0.88%
1510	- Telecommunications	1 / 0 / 0	1,186	224,686	3,543,181.85	3.00%
4050	- Travel & Leisure	2 / 3 / 0	2,195	936,105	5,951,066.35	5.04%
6510	- Utilities	1 / 4 / 1	4,292	1,915,281	29,875,161.08	25.30%

Top 10 best & worst performing Shares

Main Market

With positive Price change	Closing price	change	With negative Price change	Closing price	change
IKTINOS HELLAS SA (CR)	0.289	3.03% #	ELVE SA (CR)	5.05	-9.01% €
PROFILE SA (CR)	5.3	1.92% #	EUROBANK HOLDINGS (CR)	1.8905	-3.05% €
INTRALOT (CR)	1.08	1.89% #	NOVAL PROPERTY REIC (CR)	2.505	-2.91% €
THESSALONIKA WATER & SEWERAGE	3.25	1.88% #	GEN. COMMERCIAL & IND.SA (CR)	1.325	-2.57% €
ILYDA S.A. (CR)	1.87	1.36% #	REVOIL (CR)	1.61	-2.42% €
EKTER SA (CR)	1.544	1.31% #	TITAN CEMENT (CB)	32.35	-1.97% €
INTRAKAT (CR)	4.7	1.29% #	QUALITY & RELIABILITY SA (CR)	1.1	-1.96% €
ALUMIL (CR)	3.15	1.29% #	ALPHA SERVICES HOLD (CR)	1.438	-1.91% €
DIMAND (CR)	9.23	1.10% #	ADMIE (IPTO) HOLDING S.A. (CR)	2.35	-1.88% €
UNIBIOS (CR)	1.565	0.97% #	IDEAL HOLDINGS (CR)	5.9	-1.67% €
With the highest Transactions Value	Value (thou. €)	change	With the highest Transactions Volume	Volume	change
EUROBANK HOLDINGS (CR)	21,308.90	-3.05% €	EUROBANK HOLDINGS (CR)	11,206,212	-3.05% €
TERNA ENERGY (CR)	17,831.35	0.00% -	ALPHA SERVICES HOLD (CR)	9,136,895	-1.91% €
ALPHA SERVICES HOLD (CR)	13,204.46	-1.91% €	PIRAEUS FINANCIAL HOLD (CR)	2,840,171	-0.54% €
NATIONAL BANK (CR)	11,796.76	-0.71% €	NATIONAL BANK (CR)	1,606,935	-0.71% €
PIRAEUS FINANCIAL HOLD (CR)	10,535.01	-0.54% €	TERNA ENERGY (CR)	909,947	0.00% -
METLEN ENERGY & METALS (CR)	7,202.36	-1.08% €	INTRALOT (CR)	574,665	1.89% #
OPAP (CR)	4,831.48	-0.44% €	ADMIE (IPTO) HOLDING S.A. (CR)	451,704	-1.88% €
PPC (CR)	3,643.75	-0.17% €	INTRAKAT (CR)	372,600	1.29% #
JUMBO SA (CR)	3,611.49	-0.31% €	CENERGY HOLDINGS (CB)	355,722	0.00% -
OTE (CR)	3,543.18	0.06% #	HELLENIQ ENERGY (CR)	336,455	-0.43% €

Note: Stocks that are not included in the "Under Supervision" category, and the transactions value is more than 10,000 €.

Derivatives Summary

	Number of Trades	Volume	Open Interest
Index Futures	181	745	5,565
FTSE/Athex Banks	0	0	1,650
FTSE/Athex Large Cap	181	745	3,905
MSCI GREECE REBASED	0	0	10
Stock Futures	1,205	24,651	455,066
ADMIE (IPTO) HOLDING S.A. (CR)	64	899	28,281
AEGEAN AIRLINES (CR)	6	30	3,278
ALPHA SERVICES HOLD (CR)	203	11,658	184,127
ATHENS INTL AIRPORT (CR)	0	0	765
AUTOHELLAS SA (CR)	1	5	113
AVAX S.A. (CR)	3	23	1,287
CC HBC AG (CR)	2	3	140
CENERGY HOLDINGS (CB)	58	356	5,131
ELLAKTOR (CR)	7	36	3,586
ELVALHALCOR (CR)	31	232	4,145
EUROBANK HOLDINGS (CR)	140	3,684	17,843
EYDAP S.A. (CR)	0	0	4,017
FOURLIS (CR)	3	15	966
GEK TERNA (CR)	16	47	11,468
HELLENIC EXCHANGES-A.S.E. (CR)	1	3	3,651
HELLENIQ ENERGY (CR)	6	33	5,145
INTRACOM HOLDINGS (CR)	1	3	7,401
INTRAKAT (CR)	64	200	1,844
JUMBO SA (CR)	8	19	152
LAMDA DEVELOPMENT SA (CR)	20	48	5,934
METLEN ENERGY & METALS (CR)	76	214	4,583
MIG (CR)	2	4	119
MOTOR OIL (CR)	25	91	6,559
NATIONAL BANK (CR)	111	1,992	19,915
OPAP (CR)	2	11	881
OPTIMA BANK (CR)	0	0	71
OTE (CR)	33	67	2,657
P.P.A. S.A. (CR)	0	0	74
PIRAEUS FINANCIAL HOLD (CR)	180	4,335	88,379
PPC (CR)	110	514	21,133
QUEST HOLDINGS (CR)	1	20	198
TERNA ENERGY (CR)	2	4	16,627
TITAN CEMENT (CB)	3	7	435
VIOHALCO SA/NV (CB)	26	98	4,161
Index Options	16	168	525
FTSE/Athex Large Cap	16	168	525
Stock Options	0	0	444
ALPHA SERVICES HOLD (CR)	0	0	0
NATIONAL BANK (CR)	0	0	348
OPAP (CR)	0	0	51
OTE (CR)	0	0	2
PIRAEUS FINANCIAL HOLD (CR)	0	0	0
PPC (CR)	0	0	43
Total Derivatives Traded	1,402	25,564	461,600

Daily Official List

Year: 145 Trading Day No: 202

Section 2: Analytic Figures of Shares Transactions

Wednesday, 23 October, 2024

Number of Outstanding Securities	Nominal Value	Dividends [1]			Date of Last Coupon		Note	Shares	Closing price	% change	Previous closing price/date	Open price	Price min	Price max	Last price	Avg price	Last Bid [7]	Last Ask [7]	P/E after tax	Year	Volume	Trades	Transactions Value[8]	Company Mkt Value (thou. €)	Year low	Year high	Sector[4]		
		2021	2022	2023	Dividend [2]	Right																							
3,307,500	0.210	---	0.4	0.4	23/10/2024	30/11/2022	---	ELVE SA (CR)	5.05	-9.01	€ 5.55	22/10/2024	5.45	5	5.45	5	5.049	5@5.00	143@5.15	9.43	2023	3,075	31	15,525.15	16,702.88	4.7	5.85	40204020	
86,735,980	0.310	---	---	0.02	22/07/2024	07/09/2023	---	ATHENS MEDICAL CENTER SA (CR)	1.475	-2.32	€ 1.51	22/10/2024	1.475	1.475	1.505	1.505	1.477	1@1.50	59@1.51	---	---	1,375	11	2,030.93	127,935.57	1.44	2.03	20101025	
3,417,600	0.100	0.016	0.016	0.016	04/07/2024	02/04/2024	---	INTERWOOD-XYLEMPORIA (PR)	0.398	---	0.398	22/10/2024	0.436	0.436	0.436	0.436	0.436	601@0.360	1000@0.402	---	---	70	1	30.52	13,622.90	0.252	0.595	50101020	
2,760,000	11.83	11	11.8	12.4	03/06/2024	16/07/1990	---	KARELIA (CR)	340	-0.58	€ 342	22/10/2024	348	340	348	340	341.067	26@332.00	22@348.00	---	---	15	5	5,116.00	938,400.00	312	360	45103010	
6,700,000	0.800	0.047	0.047	0.047	23/07/2024	29/05/2014	---	MILLS KEPENOS (CR)	1.6	---	1.6	22/10/2024	---	---	---	---	---	90@1.51	---	17.18	2023	---	---	---	10,720.00	1.35	2.26	45102020	
18,017,472	0.360	---	---	---	11/10/2024	28/08/2017	---	DOMAINE COSTA LAZARIDI (CR)	1.8	---	1.8	22/10/2024	---	---	---	---	1380@1.70	40@1.84	---	---	---	---	---	---	32,431.45	1.6	1.9	45101015	
21,364,000	1.12	---	0.4	---	21/08/2023	08/03/2023	---	LAMPASA HOTEL SA (CR)	37	---	37	22/10/2024	---	---	---	---	75@37.00	149@38.00	---	---	---	---	---	---	790,468.00	28.4	39.8	40501025	
5,939,268	0.620	---	---	---	10/07/2003	03/01/2002	---	LANAKAM SA (CR)	0.905	---	0.905	22/10/2024	---	---	---	---	155@0.855	500@0.905	---	---	---	---	---	---	5,375.04	0.825	1.18	40401020	
9,819,370	0.500	---	---	---	14/08/2007	09/01/2004	---	MATHIOS REFRACTORY SA (CR)	0.686	---	0.686	22/10/2024	---	---	---	---	145@0.672	150@0.710	---	---	---	---	---	---	6,736.09	0.638	1.3	55101000	
32,188,050	0.700	---	---	---	21/07/2008	20/01/2000	---	MOUZAKIS (CR)	0.69	---	0.69	22/10/2024	---	---	---	---	200@0.665	77@0.700	---	---	---	---	---	---	22,209.75	0.595	0.92	55101020	
43,200,000	1.00	0.0824	---	0.0383	19/08/2024	13/09/2023	---	MPLE KEDROS (CR)	3.65	---	3.65	22/10/2024	3.63	3.63	3.65	3.65	3.642	100@3.64	250@3.69	---	---	4,130	31	15,042.30	157,680.00	3.2	3.65	35102000	
6,340,000	0.600	0.17	0.1	0.2	11/12/2023	11/01/2024	---	NAKAS MUSIC	2.88	---	2.88	22/10/2024	2.82	2.82	2.82	2.82	2.82	100@2.78	100@2.94	---	---	10	1	28.20	18,259.20	2.5	3.16	40401030	
27,379,200	0.980	---	0.45	0.5001	01/08/2024	29/08/2022	---	CRETE PLASTICS SA (CR)	14.8	---	14.8	22/10/2024	---	---	---	---	14@14.20	379@14.90	---	---	---	---	---	---	405,212.16	13.8	16.4	50203015	
255,494,534	2.71	0.279	0.255	0.247	14/06/2024	30/09/2021	---	PRODEA (CR)	6.9	3.76	€ 6.65	22/10/2024	6.95	6.7	7	7	6.923	600@6.40	100@6.95	---	---	504	18	3,488.95	1,762,912.28	6.25	8	35102000	
4,181,450	0.500	---	---	---	21/08/2000	05/03/2002	---	FLOUR MILLS SARANTOPOULOS SA	1.07	---	1.07	22/10/2024	---	---	---	---	---	---	569@1.17	---	---	---	---	---	---	4,474.15	0.965	1.17	45102020

Exchange Traded Funds (ETFs)

971,502	---	---	---	---	15/06/2016	---	ALPHA ETF FTSE Athex Large Cap	33.91	-1.22	€ 34.33	22/10/2024	34.39	33.91	34.4	33.91	34.118	517@33.86	500@34.06	---	---	3,586	24	122,345.68	---	31.58	38	12003
---------	-----	-----	-----	-----	------------	-----	--------------------------------	-------	-------	---------	------------	-------	-------	------	-------	--------	-----------	-----------	-----	-----	-------	----	------------	-----	-------	----	-------

Surveillance

89,078,604	0.040	---	---	---	07/07/2010	16/01/2024	5160	FRIGOGLASS SA (CR)	0.22	-3.51	€ 0.228	22/10/2024	0.238	0.22	0.238	0.22	0.222	500@0.212	10000@0.224	---	2023	42,662	31	9,457.64	19,597.29	0.172	0.44	50204000	
13,191,620	0.620	---	---	---	04/08/2010	09/09/2002	5232	YALCO - CONSTANTINO (CR)	0.162	---	0.162	22/10/2024	0.148	0.148	0.148	0.148	0.148	1433@0.148	5000@0.160	---	---	1,000	1	148.00	2,137.04	0.146	0.208	40202020	
17,579,754	4.16	---	---	---	18/08/2006	02/08/2010	---	BIOTER SA (CR)	0.35	5.42	€ 0.332	22/10/2024	0.35	0.35	0.35	0.35	0.35	280@0.340	500@0.362	---	---	41,500	18	14,525.00	6,152.91	0.2	0.436	50101010	
54,654,600	0.050	---	---	---	01/07/1998	30/12/2022	5275	VIS SA (CR)	0.132	---	0.132	22/10/2024	---	---	---	---	---	499@0.138	618@0.145	---	2023	---	---	---	---	7,214.41	0.13	0.288	50203030
51,754,364	0.300	---	---	---	23/12/2003	24/01/2007	5197	SELECTED TEXT. IND. ASSOC (CR)	0.11	---	0.11	22/10/2024	0.1	0.1	0.1	0.1	0.117370@0.100	5000@0.118	---	---	---	---	1,780	4	178.00	5,692.98	0.1	0.164	55101020
15,842,391	1.51	---	---	---	15/07/2009	12/05/2000	5141	BITROS HOLDING SA (CR)	0.62	0.81	€ 0.615	22/10/2024	0.62	0.62	0.62	0.62	0.62	1200@0.615	630@0.640	---	---	4,894	6	3,034.28	9,822.28	0.41	0.755	55102010	
24,319,250	0.300	---	---	---	09/07/2002	04/07/2007	5165	PROODEFTIKH SA (CR)	0.246	-1.60	€ 0.25	22/10/2024	0.23	0.23	0.248	0.248	0.247	4550@0.230	4716@0.248	---	---	6,000	6	1,481.52	5,982.54	0.2	0.4	50101010	
28,438,268	0.070	---	---	---	21/08/2006	24/11/1999	5253	SPIROY AGRICULTURE SA (CR)	0.127	---	0.127	22/10/2024	0.124	0.124	0.124	0.124	0.124	5000@0.121	500@0.138	---	---	200	1	24.80	3,611.66	0.115	0.252	45102010	
1,011,000	1.00	---	---	---	01/07/2004	11/12/2012	5193	TRIA ALFA SA (CR)	4.48	---	4.48	22/10/2024	---	---	---	---	---	1@4.04	146@4.60	---	2023	---	---	---	---	4,529.28	3.92	8.95	55101020

Suspension Status

12,417,000	0.310	---	---	---	27/08/2019	28/08/2017	5233	MLS MULTIMEDIA SA (CR)	0.57	---	0.57	12/05/2020	---	---	---	---	---	---	---	---	---	---	---	---	---	7,077.69	0.57	0.57	10101015	
65,326,268	0.530	---	---	---	04/07/2007	19/07/2006	4750	SATO SA (CR)	0.028	---	0.028	05/09/2024	---	---	---	---	---	---	---	---	---	---	---	---	---	---	1,829.14	0.027	0.067	40202015
3,961,300	1.28	---	---	---	29/06/2004	03/08/2000	5248	DUROS SA (CR)	0.25	---	0.25	24/04/2023	---	---	---	---	---	---	---	---	---	---	---	---	---	---	990.33	0.25	0.25	40204020
10,203,575	0.730	---	---	---	16/07/2007	18/10/1999	---	FIERATEX SA (CR)	0.359	---	0.359	30/04/2024	---	---	---	---	---	---	---	---	---	---	---	---	---	---	3,663.08	0.335	0.538	55101020

Shares' Notes

Code	Note text
()	- Adjusted dividends.
*	- Last adjusted closing price.
[1]	- Net dividends.
[2]	- The "Date of Last Coupon" for New listings refers to the date company's stocks started to trade in Athex
[3]	- The Company Market Value is referred to the number of outstanding shares
[4]	- Sectors codification can be found in Appendix A
[5]	- The Market Value refers to the total number of shares listed (including their several classes) in the exchange by the company.
[6]	- P/E greater than 100
[7]	- Last view of the Order Book before the end of the trading session
[8]	- All Blocks Methods' Transactions Value are included.
4750	- Transfer to the Under Surveillance Category from 8/4/2011.
5093	- Transfer to the Surveillance Category as of 8/4/2015.
5141	- Transfer to the Surveillance Category as of 10/05/2017.
5160	- Transfer to the Surveillance Category as of 15/04/2016.
5165	- Transfer to the Surveillance Category as of 15/02/2018.
5193	- Transfer to the Surveillance Category as of 25/10/2018.
5197	- Transfer to the Surveillance Category as of 07/11/2018.
5232	- Transfer to the Under Surveillance Category from 08/04/2011.
5233	- Suspension of trading as of 13/05/2020.
5248	- Transfer to the Surveillance Category as of 06/09/20116.
5253	- Transfer to the Surveillance Category as of 14/5/2021.
5275	- Transfer to the Surveillance Category as of 09/07/2020.

Securities Blocks Details

Securities	Block Volume	Price	Block Trade Value	Time of approval	Note
EUROBANK HOLDINGS (CR)	250,450	1.95	488,127.05	10:37:45	20
JUMBO SA (CR)	15,000	25.40	381,000.00	12:32:41	20
JUMBO SA (CR)	20,000	25.40	508,000.00	12:32:44	20
ALPHA SERVICES HOLD (CR)	328,258	1.47	481,226.23	12:37:06	20
TERNA ENERGY (CR)	12,500	19.65	245,625.00	14:33:45	20
EUROBANK HOLDINGS (CR)	286,440	1.91	547,816.50	15:03:14	20
TERNA ENERGY (CR)	35,000	19.65	687,750.00	16:43:12	20
EUROBANK HOLDINGS (CR)	250,000	1.89	472,500.00	16:43:29	20
TERNA ENERGY (CR)	812,365	19.59	15,914,230.35	16:57:44	20
INTRAKAT (CR)	55,000	4.65	255,750.00	17:11:04	20
HELLENIQ ENERGY (CR)	100,000	7.02	702,000.00	17:12:14	20

Blocks Notes

9 - Method 6-1 / Special Fees

10 - Method 6-1 / Special Fees, SDS

14 - Method 6-3 / Settlement, Incomplete Buy and Sell

18 - Method 6-2 / SPOT 1

19 - Method 6-2 / SPOT 2

20 - Method 6-1 and Method 6-1 Same Day Settlement

21 - Other Pre-agreed

Shares Rights Details

Occured date	Exercise from	Exercise until	Trading until	Rights	Price min	Price max	Closing price	Last Bid	Last Ask	Volume	Trades	Transactions Value
16/10/2024	21/10/2024	04/11/2024	30/10/2024	ATTICA BANK S.A. (CR)	125.00	200.00	125.00	505	195	80,496.50

Forced Sales Details

Securities	Category of Security	Transactions Volume	Number of Trades	Transactions Value	Note
------------	----------------------	------------------------	---------------------	-----------------------	------

No Forced Transactions.

Forced Sales Notes

- 1 - Compulsory Public Forced Sales
- 2 - Forced Sales of Fixed Registered Shares
- 3 - Forced Sales of Remaining Fractional Shares

Exchange Traded Funds (ETFs) Characteristics

	Transactions Date (T)	Creation / Redemption	Units (T-1)	New Units (T-1)	Redemption Units (T-1)	Units (T) [1]	Fund Assets [2]	Net Unit Price	Dividend per Unit	Dividend Date
ALPHA ETF FTSE Athex Large Cap	23/10/2024	5,000	971,502	---	---	971,502	33,267,130.00	34.2430	1.35	01/07/2024

ETFs Notes

[1] - Units (T) = Units (T-1) + New Units (T-1) - Redemption Units (T-1)

[2] - The Creation / Redemption Units of T-1 are included.

Non Convertible Corporate Bonds - Regulated Market

Num Listed Bonds	Nominal price	Issue price	Today's Rate	Exp. Date	Duration (years)	Note	Coupon		Trading Unit	Corporate Bonds	Accrued Int.	Yield.T.Mat	Price min	Price max	Closing price	Previous closing price/date	Volume	Transactions Value	Last order		ear min	Year max		
							Common	Preferred											Price	Buy / Sell			Date	
300,000	1,000.00	1,000.00	2.30	20/07/2028	7	---	7	---	1	PRODEA REIC S.A.(Non Convertible)	6.0694	4.2170	92.4000	92.8000	92.6800	92.8100	22/10/2024	55,000	51,300.18	92.4010	B	23/10/2024	86.1234	93.2100
320,000	1,000.00	1,000.00	3.40	21/07/2027	7	---	9	---	1	LAMDA DEVELOPMENT S.A. (Non Convertible)	8.9722	3.9570	97.1500	97.8000	97.1500	98.0020	22/10/2024	63,000	61,926.85	97.1500	B	23/10/2024	92.0000	98.5000
200,000	1,000.00	1,000.00	2.10	27/10/2027	7	---	8	---	1	O.P.A.P. S.A. (Non Convertible)	10.4417	3.5280	95.0001	96.5998	95.2376	95.2890	22/10/2024	19,000	18,359.92	94.7002	B	23/10/2024	90.5800	96.6000
200,000	1,000.00	1,000.00	1.90	23/03/2028	7	---	8	---	1	MOTOR OIL CORINTH REFINERIES SA (Non Convertible)	1.6889	3.5510	94.1000	94.2501	94.1500	94.2450	22/10/2024	101,000	95,334.96	94.1001	B	23/10/2024	90.8477	95.0000
100,000	1,000.00	1,000.00	2.95	11/02/2027	5	---	6	---	1	SAFE BULKERS PARTICIPATIONS PLC (Non Convertible)	6.0639	4.3120	96.3700	96.3700	96.3700	96.3640	22/10/2024	5,000	4,848.82	96.2701	B	23/10/2024	92.0000	98.0000
230,000	1,000.00	1,000.00	4.70	12/07/2029	7	---	5	---	1	LAMDA DEVELOPMENT S.A. (Non convertible)	13.7083	4.1230	100.2000	100.8000	100.5126	101.0000	22/10/2024	27,000	27,508.52	100.3600	B	23/10/2024	97.0000	103.1000
100,000	1,000.00	1,000.00	4.40	26/07/2029	7	---	5	---	1	CPLP SHIPPING HOLDINGS PLC (Non Convertible)	11.1222	4.0030	99.9699	99.9970	99.9835	100.0000	21/10/2024	2,000	2,021.91	99.7000	B	23/10/2024	95.0948	101.4999
199,375	1,000.00	1,000.00	3.60	12/03/2026	7	---	12	---	1	AEGEAN AIRLINES S.A. (Non Convertible)	4.3000	3.4080	99.3210	99.3210	99.3210	99.5000	22/10/2024	2,000	1,995.02	99.3210	B	23/10/2024	97.1458	100.2000
150,000	1,000.00	1,000.00	2.60	22/10/2026	7	---	11	---	1	TERNA ENERGY FINANCE S.A. (Non Convertible)	0.2167	3.2740	97.1300	97.8999	97.8999	97.3000	22/10/2024	29,000	28,182.18	97.1400	B	23/10/2024	92.8293	97.9900
500,000	1,000.00	1,000.00	2.75	03/07/2027	7	---	9	---	1	GEK TERNA S.A. (Non Convertible)	8.7083	3.9060	95.7001	96.4999	95.9885	96.4990	22/10/2024	26,000	25,183.43	96.0001	B	23/10/2024	91.5500	97.0000
100,000	1,000.00	1,000.00	2.70	25/05/2026	5	---	7	---	1	COSTAMARE PARTICIPATIONS PLC (Non Convertible)	11.3250	2.4480	99.3502	100.3000	100.0354	99.3480	22/10/2024	93,000	94,086.14	99.4100	B	23/10/2024	94.2567	101.0000
120,000	1,000.00	1,000.00	3.95	04/04/2025	7	---	14	---	1	GEK TERNA S.A. (Non Convertible)	2.3042	3.1280	100.0000	100.0000	100.0000	99.7140	22/10/2024	6,000	6,013.83	99.7710	B	23/10/2024	98.1282	100.1500
150,000	1,000.00	1,000.00	2.65	22/10/2026	5	---	7	---	1	CPLP SHIPPING HOLDINGS PLC (Non Convertible)	0.2208	4.2890	96.3000	96.3300	96.3016	96.2060	22/10/2024	98,000	94,397.18	96.3010	B	23/10/2024	93.0000	97.0000
250,000	1,000.00	1,000.00	2.45	16/11/2028	7	---	6	---	1	ELVALHALCOR S.A. (Non Convertible)	11.0250	3.8960	93.8000	94.2000	93.8500	94.0000	22/10/2024	54,000	51,312.85	93.2500	B	23/10/2024	88.4206	97.3000
120,000	1,000.00	1,000.00	2.65	06/12/2028	7	---	6	---	1	NOVAL PROPERTY REIC (Non Convertible)	10.3792	4.0900	93.4000	94.0000	93.7285	94.1000	22/10/2024	37,000	35,045.03	93.2405	B	23/10/2024	88.5000	95.2731
300,000	1,000.00	1,000.00	2.30	14/12/2028	7	---	6	---	1	GEK TERNA S.A. (Non Convertible)	8.4972	4.3140	91.5000	92.0000	91.8125	92.2440	22/10/2024	72,000	66,716.78	91.6002	B	23/10/2024	86.5021	93.0000
100,000	1,000.00	1,000.00	2.80	25/01/2027	5	---	6	---	1	PREMIA S.A. (Non Convertible)	7.1556	4.2980	96.1800	96.1800	96.1800	95.1460	22/10/2024	3,000	2,906.87	95.2100	B	23/10/2024	90.9974	97.8048
500,000	1,000.00	1,000.00	4.00	10/07/2030	7	---	3	---	1	METLEN ENERGY & METALS S.A. (Non Convertible)	11.8889	3.7910	99.9000	100.2000	100.0484	100.0000	22/10/2024	349,000	353,318.11	100.1000	B	23/10/2024	98.3001	101.7900

Corporate Bonds Notes

Transactions Volume = (Pieces) * (Nominal Price). Transactions Value = (Pieces) * (Nominal Price) * (price %) + (Accrued interest).

The price of a Bond is stated as a percentage (%) of Bond's Nominal Price.

Nominal Price in Euros (€), except if it is noted differently.

Non Convertible Corporate Bonds - Regulated Market

Num Listed Bonds	Nominal price	Issue price	Today's Rate	Exp. Date	Duration (years)	Note	Coupon		Trading Unit	Corporate Bonds	Accrued Int.	Yield.T.Mat	Price min	Price max	Closing price	Previous closing price/date	Volume	Transactions Value	Last order		ear min	Year max		
							Common	Preferred											Price	Buy / Sell			Date	
100,000	1,000.00	1,000.00	5.50	15/12/2028	5	---	2	---	1	IDEAL HOLDINGS S.A. (Non Convertible)	19.8611	4.5180	102.7063	102.7200	102.7086	103.0400	22/10/2024	18,000	18,845.04	102.8000	B	23/10/2024	100.6502	104.1000
200,000	1,000.00	1,000.00	4.25	23/01/2029	5	---	2	---	1	AUTOHELLAS S.A. (Non Convertible)	11.0972	4.1700	99.5000	99.8000	99.8000	99.9190	22/10/2024	57,000	57,456.55	99.6001	B	23/10/2024	97.5000	101.5799
130,000	1,000.00	1,000.00	6.00	27/02/2029	5	---	2	---	1	INTRALOT S.A. (Non Convertible)	9.8333	5.1450	101.7000	102.5500	102.3375	102.5000	21/10/2024	4,000	4,132.83	101.9000	B	23/10/2024	100.0050	103.1000

Corporate Bonds Notes

Transactions Volume = (Pieces) * (Nominal Price). Transactions Value = (Pieces) * (Nominal Price) * (price %) + (Accrued interest).

The price of a Bond is stated as a percentage (%) of Bond's Nominal Price.

Nominal Price in Euros (€), except if it is noted differently.

Government Bonds

Number Listed Bonds	Nominal price	Today's Rate	Accrued Interest Calc	Exp. Date [1]	Duration (years)	Note	Coupons Date	Curr. coupon value	Trading Unit	Government Bonds	Price min	Price max	Closing price	Previous closing price/date	Volume	Transactions Value	Price	Last order Buy / Sell	Date
3,000,000	1,000.00	4.13	Actual/Actual	15/06/2054	30	---	15/06	4.13	1	GGB-FXD-150654-30Y-4.125-1.000	---	---	---	---	---	---	---	---	---
4,700,000	1,000.00	1.88	Actual/Actual	04/02/2035	15	---	04/02	1.88	1	GGB-FXD-040235-15Y-1.875-1.000	---	---	---	---	---	---	---	---	---
6,000,000	1,000.00	0.75	Actual/Actual	18/06/2031	10	---	18/06	0.75	1	GGB-FXD-180631-10Y-0.750-1.000	---	---	---	---	---	---	---	---	---
3,600,000	1,000.00	3.88	Actual/Actual	15/06/2028	5	---	15/06	3.88	1	GGB-FXD-150628-05Y-3.875-1.000	---	---	---	---	---	---	---	---	---
5,962,747,327	1.00	3.75	Actual/Actual	30/01/2028	10	---	/02 - 01/02 - 31/	3.75	1	GGB-FXD-300128-10Y-3.750-1.000	---	---	---	85.4610 13/07/2018	---	---	1.0000	B	28/11/2018
7,067,309,386	1.00	3.90	Actual/Actual	30/01/2033	15	---	/02 - 01/02 - 31/	3.90	1	GGB-FXD-300133-15Y-3.900-1.000	---	---	---	78.6730 13/07/2018	---	---	1.0000	B	28/11/2018
5,622,848,349	1.00	4.00	Actual/Actual	30/01/2037	19	---	/02 - 01/02 - 31/	4.00	1	GGB-FXD-300137-19Y-4.000-1.000	---	---	---	77.0370 13/07/2018	---	---	1.0000	B	28/11/2018
5,476,770,669	1.00	4.20	Actual/Actual	30/01/2042	24	---	/02 - 01/02 - 31/	4.20	1	GGB-FXD-300142-24Y-4.200-1.000	---	---	---	77.7640 13/07/2018	---	---	1.0000	B	28/11/2018
4,450,000	1,000.00	3.38	Actual/Actual	15/06/2034	10	---	15/06	3.38	1	GGB-FXD-150634-10Y-3.375-1.000	---	---	---	---	---	---	---	---	---
40,248,141	1.00	4.30	Actual/Actual	24/02/2025	13	---	24/02	4.30	1	GGB-FXD-240225-13Y-2.000-1.000	---	---	---	10.0000 22/06/2015	---	---	---	---	---
59,586,043	1.00	4.30	Actual/Actual	24/02/2026	14	---	24/02	4.30	1	GGB-FXD-240226-14Y-2.000-1.000	---	---	---	10.0000 22/06/2015	---	---	---	---	---
41,118,344	1.00	4.30	Actual/Actual	24/02/2027	15	---	24/02	4.30	1	GGB-FXD-240227-15Y-2.000-1.000	---	---	---	10.0000 22/06/2015	---	---	---	---	---
45,137,734	1.00	4.30	Actual/Actual	24/02/2028	16	---	24/02	4.30	1	GGB-FXD-240228-16Y-2.000-1.000	---	---	---	10.0000 22/06/2015	---	---	---	---	---
61,768,888	1.00	4.30	Actual/Actual	24/02/2029	17	---	24/02	4.30	1	GGB-FXD-240229-17Y-2.000-1.000	---	---	---	10.0000 22/06/2015	---	---	---	---	---
54,567,744	1.00	4.30	Actual/Actual	24/02/2030	18	---	24/02	4.30	1	GGB-FXD-240230-18Y-2.000-1.000	---	---	---	10.0000 22/06/2015	---	---	---	---	---
37,541,515	1.00	4.30	Actual/Actual	24/02/2031	19	---	24/02	4.30	1	GGB-FXD-240231-19Y-2.000-1.000	---	---	---	10.0000 22/06/2015	---	---	---	---	---
37,558,317	1.00	4.30	Actual/Actual	24/02/2032	20	---	24/02	4.30	1	GGB-FXD-240232-20Y-2.000-1.000	---	---	---	10.0000 22/06/2015	---	---	---	---	---
37,473,732	1.00	4.30	Actual/Actual	24/02/2033	21	---	24/02	4.30	1	GGB-FXD-240233-21Y-2.000-1.000	---	---	---	10.0000 22/06/2015	---	---	---	---	---
33,888,293	1.00	4.30	Actual/Actual	24/02/2034	22	---	24/02	4.30	1	GGB-FXD-240234-22Y-2.000-1.000	---	---	---	10.0000 22/06/2015	---	---	---	---	---
35,177,800	1.00	4.30	Actual/Actual	24/02/2035	23	---	24/02	4.30	1	GGB-FXD-240235-23Y-2.000-1.000	---	---	---	10.0000 22/06/2015	---	---	---	---	---
35,547,268	1.00	4.30	Actual/Actual	24/02/2036	24	---	24/02	4.30	1	GGB-FXD-240236-24Y-2.000-1.000	---	---	---	10.0000 22/06/2015	---	---	---	---	---
40,246,306	1.00	4.30	Actual/Actual	24/02/2037	25	---	24/02	4.30	1	GGB-FXD-240237-25Y-2.000-1.000	---	---	---	10.0000 22/06/2015	---	---	---	---	---
37,643,952	1.00	4.30	Actual/Actual	24/02/2038	26	---	24/02	4.30	1	GGB-FXD-240238-26Y-2.000-1.000	---	---	---	10.0000 22/06/2015	---	---	---	---	---
36,977,100	1.00	4.30	Actual/Actual	24/02/2039	27	---	24/02	4.30	1	GGB-FXD-240239-27Y-2.000-1.000	---	---	---	10.0000 22/06/2015	---	---	---	---	---
41,615,000	1.00	4.30	Actual/Actual	24/02/2040	28	---	24/02	4.30	1	GGB-FXD-240240-28Y-2.000-1.000	---	---	---	10.0000 22/06/2015	---	---	---	---	---
42,227,208	1.00	4.30	Actual/Actual	24/02/2041	29	---	24/02	4.30	1	GGB-FXD-240241-29Y-2.000-1.000	---	---	---	10.0000 22/06/2015	---	---	---	---	---
68,288,487	1.00	4.30	Actual/Actual	24/02/2042	30	---	24/02	4.30	1	GGB-FXD-240242-30Y-2.000-1.000	---	---	---	10.0000 22/06/2015	---	---	---	---	---
4,250,000	1,000.00	3.88	Actual/Actual	12/03/2029	10	---	12/03	3.88	1	GGB-FXD-120329-10Y-3.875-1.000	---	---	---	---	---	---	100.0000	B	15/10/2019
4,500,000	1,000.00	0.00	Actual/Actual	12/02/2026	5	---	12/02	0.00	1	GGB-FXD-120226-05Y-0.000-1.000	---	---	---	---	---	---	---	---	---
2,209,163	1,000.00	3.38	Actual/Actual	15/02/2025	7	---	15/02	3.38	1	GGB-FXD-150225-07Y-3.375-1.000	---	---	---	---	---	---	---	---	---
964,000	1,000.00	3.25	Actual/Actual	20/03/2025	6	---	20/03	3.25	1	GGB-FXD-200325-06Y-3.250-1.000	---	---	---	---	---	---	---	---	---
2,100,000	1,000.00	3.55	Actual/Actual	20/03/2026	7	---	20/03	3.55	1	GGB-FXD-200326-07Y-3.550-1.000	---	---	---	---	---	---	---	---	---
5,500,000	1,000.00	1.50	Actual/Actual	18/06/2030	10	---	18/06	1.50	1	GGB-FXD-180630-10Y-1.500-1.000	---	---	---	---	---	---	---	---	---
3,500,000	1,000.00	4.38	Actual/Actual	18/07/2038	15	---	18/07	4.38	1	GGB-FXD-180738-15Y-4.375-1.000	---	---	---	---	---	---	---	---	---

Government Bonds Notes

Transactions Volume = (Pieces) * (Nominal Price). Transactions Value = (Pieces) * (Nominal Price) * (price %) + (Accrued interest).

The Value of current coupon for the issues with NV 0.01 euro refers to NV 100 euros

FLR: Floating Interest Rate.

[1] - The Expiration Date of the interest bearing period and the Date for coupon payment.

Government Bonds

Number Listed Bonds	Nominal price	Today's Rate	Accrued Interest Calc	Exp. Date [1]	Duration (years)	Note	Coupons Date	Curr. coupon value	Trading Unit	Government Bonds	Price min	Price max	Closing price	Previous closing price/date	Volume	Transactions Value	Price	Last order Buy / Sell	Date	
40,000	1,000.00	3.91	FLR	Actual/360	18/09/2025	1	---	18/09 - 18/03	---	1	GGB-FLT-180925-01Y-3.915-1.000	---	---	---	---	---	---	---	---	---
5,364,250	1,000.00	3.25		Actual/Actual	20/03/2050	30	---	20/03	3.25	1	GGB-FXD-200350-30Y-3.250-1.000	---	---	---	---	---	---	---	---	---
3,924,361	1,000.00	2.00		Actual/Actual	22/04/2027	7	---	22/04	2.00	1	GGB-FXD-220427-07Y-2.000-1.000	---	---	---	---	---	99.9000	B	22/04/2020	
2,500,000	1,000.00	1.88		Actual/Actual	23/07/2026	7	---	23/07	1.88	1	GGB-FXD-230726-07Y-1.875-1.000	---	---	---	---	---	---	---	---	---
4,900,000	1,000.00	4.25		Actual/Actual	15/06/2033	10	---	15/06	4.25	1	GGB-FXD-150633-10Y-4.250-1.000	---	---	---	---	---	---	---	---	---
3,500,000	1,000.00	1.88		Actual/Actual	24/01/2052	30	---	24/01	1.88	1	GGB-FXD-240152-30Y-1.875-1.000	---	---	---	---	---	---	---	---	---
3,700,000	1,000.00	1.75		Actual/Actual	18/06/2032	10	---	18/06	1.75	1	GGB-FXD-180632-10Y-1.750-1.000	---	---	---	---	---	---	---	---	---
2,200,000	1,000.00	1.13	FLR	Actual/360	15/12/2027	5	---	- 15/12 - 15/03 -	---	1	GGB-FLT-151227-05Y-1.130-1.000	---	---	---	---	---	102.1600	B	30/12/2022	

Government Bonds Notes

Transactions Volume = (Pieces) * (Nominal Price). Transactions Value = (Pieces) * (Nominal Price) * (price %) + (Accrued interest).

The Value of current coupon for the issues with NV 0.01 euro refers to NV 100 euros

FLR: Floating Interest Rate.

[1] - The Expiration Date of the interest bearing period and the Date for coupon payment.

Treasury Bills & Zero Coupon Government Bonds

Issue Date	13-Week Maturity									26-Week Maturity									52-Week Maturity								
	Exp. Date	Initial Rate	Num Listed Bonds	Nominal price	Issue price	Last Trade Price	Last Trade Date	Volume Traded	Note	Exp. Date	Initial Rate	Num Listed Bonds	Nominal price	Issue price	Last Trade Price	Last Trade Date	Volume Traded	Note	Exp. Date	Initial Rate	Num Listed Bonds	Nominal price	Issue price	Last Trade Price	Last Trade Date	Volume Traded	Note
08/12/2023	---	---	---	---	---	---	---	---	---	---	---	---	---	---	---	---	---	---	06/12/2024	3.70	600,000	1,000.00	963.90	---	---	---	---
08/03/2024	---	---	---	---	---	---	---	---	---	---	---	---	---	---	---	---	---	---	07/03/2025	3.73	812,500	1,000.00	963.70	---	---	---	---
07/06/2024	---	---	---	---	---	---	---	---	---	---	---	---	---	---	---	---	---	---	06/06/2025	3.34	600,000	1,000.00	967.30	---	---	---	---
06/09/2024	---	---	---	---	---	---	---	---	---	---	---	---	---	---	---	---	---	---	05/09/2025	2.82	600,000	1,000.00	972.28	---	---	---	---

Bonds in Circulation	Currency / Min nominal traded Value	Coupons Payment Date	Current Coupon Value	Note	Coupon	Trading Unit	Issue Date	Duration (years)	Today's Interest	A.I.C in days	Bonds	Last price of previous days		Last Outcry in Cash (euro)		Trades in Pieces	Life min	Life Max	
												Price	Buy / Sell	Price	Buy / Sell				
Corporate Bonds in Foreign Currency and Euro																			
103,746	GBP / 10	01/12	0.25	---	65	1	01/12/1930	98	2.5	360	National Mortgage Bank	2.27	05/02/1996	2.27	S	05/02/1996	---	2.27	2.27
0	GBP / 10	01/12	0.25	---	67	1	01/12/1928	100	2.5	360	National Mortgage Bank	---	---	---	---	---	---	---	---

Government Bonds Notes

A.I.C: Accrued Interest Calculation base.

FLR: Floating Interest Rate.

The minimum tradeable Nominal Value for all Demeterialised Government Titles is 100 Euros.

(μτφρ-0)

Athex & ATHEXClear Members List

Member Name				Stock Market			Derivatives Market		ATHEXClear Member	
	Address	Phone	Fax	Market Member	Remote Member	Market Maker	Proprietary	Market Maker	General Clearing	Direct Clearing
A. SARRIS SECURITIES S.A.				a						
6, ΔΡΑΓΑΤΣΑΝΙΟΥ 6 ΑΘΗΝΑ	2103367700									
AEONIC SECURITIES C.I.F. P.L.C.				a						
, ΛΑΪΟΥ 6, ΓΡ. 301B, ANNA COURT	35725337600									
ALPHA BANK S.A.									a	
, ΣΤΑΔΙΟΥ 40 ΑΘΗΝΑ	2103260000									
ALPHA FINANCE INVESTMENT SERVICES SINGLE MEMBER SA				a		a	a	a		a
5, ΠΑΝΕΠΙΣΤΗΜΙΟΥ 45 ΑΘΗΝΑ	2103677400									
ARGUS STOCKBROKERS LTD				a	a		a			
25, 25 ΛΕΩΦΟΡΟΣ ΔΗΜΟΣΘΕΝΗ ΣΕΒΕΡΗ	0035722717000									
ATHLOS CAPITAL INVESTMENT SERVICES LTD				a	a					
, 17 STASINOU AVENUE, BEDIZIA TOWER, 6TH & 7TH FL.	35722110777									
ATLANTIC SECURITIES LTD				a	a					
37, ΠΡΟΔΡΟΜΟΥ 37	0035722445400									
AXON SECURITIES S.A.				a			a			
48, ΣΤΑΔΙΟΥ 48 ΑΘΗΝΑ	2103363800									
BETA SECURITIES S.A.				a		a	a			a
29, ΑΛΕΞΑΝΔΡΑΣ 29 ΑΘΗΝΑ	210 6478900									
BNP PARIBAS S.A.									a	
, ΛΑΜΨΑΚΟΥ 2 ΑΘΗΝΑ	2107468525									
BOFA SECURITIES EUROPE SA				a	a					
, 51 RUE LA BOËTIE	+33 153655555									
CITIGROUP GLOBAL MARKETS EUROPE AG				a	a					
16, REUTERWEG 16	+49 691366-0									
CITIGROUP GLOBAL MARKETS LIMITED				a						
1, 33 CANADA SQUARE -CANARY WHARF	+44 02079864000									
CREDIT SUISSE BANK (EUROPE), S.A.				a						
, CALLE AYALA 42, 3A PLANTA-B MADRID	+34917916000									
CREDIT SUISSE SECURITIES (EUROPE) LIMITED				a						
1, ONE CABOT SQUARE LONDON	+44 2078888888									
CYCLOS SECURITIES S.A.				a			a			
39, ΧΑΡΙΛΑΟΥ ΤΡΙΚΟΥΠΗ 6-8-10 ΑΘΗΝΑ	2103364300									
DEUTSCHE BANK S.A.					a					
1, GREAT WINCHESTER STREET LONDON	+44 20 754 54209	00441133361437								
EUROBANK EQUITIES INVESTMENT FIRM SINGLE MEMBER SA				a		a	a	a		a
, ΦΙΛΕΛΛΗΝΩΝ 10 & ΞΕΝΟΦΩΝΤΟΣ 13 ΑΘΗΝΑ	2103720425									
EUROBANK S.A.									a	
, ΟΘΩΝΟΣ 8 ΑΘΗΝΑ	2144043907									
EUROCORP INVESTMENT SERVICES S.A.				a			a			a
14, ΠΛ.ΦΙΛΙΚΗΣ ΕΤΑΙΡΕΙΑΣ 14 ΑΘΗΝΑ	2107263600									
EUROTRUST INVESTMENT FIRM SA				a						
113, ΣΕΒΑΣΤΟΥΠΟΛΕΩΣ 113 ΑΘΗΝΑ	2103363100									
EUROXX SECURITIES S.A.				a		a	a	a		a
7, ΠΑΛΕΟΛΟΓΟΥ ΧΑΛΑΝΔΡΙ	+30 2106879400	210-6879401								
7, ΠΑΛΑΙΟΛΟΓΟΥ ΧΑΛΑΝΔΡΙ	(210)-6879400	(210)-6879401								
FREEDOM FINANCE EUROPE LTD				a	a					
, ΧΡΙΣΤΑΚΗ ΚΡΑΝΟΥ 20	035725257786									
G. A. PERVANAS SECURITIES- INVESTMENT SERVICES S.A.				a						
7-9, ΣΟΦΟΚΛΕΟΥΣ 7-9 ΑΘΗΝΑ	2103727200									
GLOBAL CAPITAL SECURITIES & FINANCIAL SERVICES LTD				a	a					
50, ΛΑΡΧΙΕΠΙΣΚΟΠΟΥ ΜΑΚΑΡΙΟΥ Γ50	0035722710710									
GREENPOST TRADING EUROPE LTD				a	a					
, ΚΙΜΩΝΟΣ 3, ACROPOLIS MANSIONS, 2ND FLOOR, FLAT/OFFICE 202	035722521389									
HELLENIC AMERICAN SECURITIES S.A.				a		a	a			a
27, ΑΝΔΡΕΑ ΠΑΠΑΝΔΡΕΟΥ 27 ΜΑΡΟΥΣΙ	2103311100									
HELLENIC BANK (INVESTMENTS) LTD					a					
, ΑVE.ΚΥΡΙΑΚΟΥ ΜΑΤΣΙ 31 - PO BOX 24747 NICOSIA	+357 22500100	357 22500110								
HSBC CONTINENTAL EUROPE									a	
109-111, Α.ΜΕΣΟΓΕΙΩΝ 109-111	2106960000									
INDEX SECURITIES S.A.				a						
6, ΔΡΑΓΑΤΣΑΝΙΟΥ 6 ΑΘΗΝΑ	2103213920									
J. CHR. MAVRIKIS SECURITIES S.A.				a						
5, ΣΟΦΟΚΛΕΟΥΣ 5 ΑΘΗΝΑ	2103216730									

Athex & ATHEXClear Members List

Member Name				Stock Market			Derivatives Market		ATHEXClear Member	
	Address	Phone	Fax	Market Member	Remote Member	Market Maker	Proprietary	Market Maker	General Clearing	Direct Clearing
KAPPA SECURITIES S.A.				a			a			
15, ΒΑΛΑΟΡΙΤΟΥ 15 ΑΘΗΝΑ	2103678600									
KARAMANOF SECURITIES & INVESTMENT SERVICES S.A.				a						
2, ΠΛ.ΑΓ.ΘΕΟΔΩΡΩΝ 2 ΑΘΗΝΑ	2103212947									
LAIKI FINANCIAL SERVICES LTD					a					
26, AVE. VYRONOS NICOSIA	357 22367367	357 22718567								
LEON DEPOLAS SECURITIES S.A.				a		a	a			
1, ΧΡΗΣΤΟΥ ΛΑΔΑ 1 ΑΘΗΝΑ	2103213276 -28									
MEGA EQUITY SECURITIES & FINANCIAL SERVICES PUBLIC LTD				a	a		a			
42-44, ΛΕΩΦ.ΓΡΙΒΑ ΔΙΓΕΝΗ 42-44	0035722711711									
MERIT SECURITIES S.A				a		a	a			a
5, ΣΟΦΟΚΛΕΟΥΣ 5 ΑΘΗΝΑ	2141008814									
MERRILL LYNCH INTERNATIONAL				a						
2, 2 KING EDWARD STREET LONDON	+44 20276281000									
N. CHRYSOCHOIDIS STOCK BROKERAGE I.S.S.A.				a			a			a
7-9, ΣΟΦΟΚΛΕΟΥΣ 7-9 ΑΘΗΝΑ	2103213913									
NATIONAL BANK OF GREECE S.A.				a		a	a		a	
86, ΑΙΟΛΟΥ STR. ΑΘΗΝΑ	(210)-3341000	(210)-3228187								
68, ΑΚΑΔΙΜΙΑΣ STR. ΑΘΗΝΑ	(210)-3328817	(210)-3328678								
NATIONAL SECURITIES SINGLE MEMBER SA				a		a	a	a		
66, ΛΕΩΦΟΡΟΣ ΑΘΗΝΩΝ 128-132 & ΙΦΙΓΕΝΙΑΣ ΑΘΗΝΑ	2103328784									
NUNTIUS BROKERAGE AND INVESTMENT SERVICES SINGLE MEMBER S.A.				a			a			
6, ΔΡΑΓΑΤΣΑΝΙΟΥ 6 ΑΘΗΝΑ	2103350599									
ONE PLUS CAPITAL LIMITED				a	a					
, 75 PRODROMOU AVENUE NICOSIA 1307	35722873760									
OPTIMA BANK S.A.				a		a	a	a	a	
, ΑΙΓΙΑΛΕΙΑΣ 32 & ΠΑΡΑΔΕΙΣΟΥ ΜΑΡΟΥΣΙ	210 8173000									
PANCRETA BANK S.A									a	
, ΙΚΑΡΟΥ 5	2810338746									
PANTELAKIS SECURITIES S.A.				a		a	a	a		
57, ΕΘΝΙΚΗΣ ΑΝΤΙΣΤΑΣΕΩΣ 57, ΚΤΙΠΙΟ Β CHALANDRI	2106965000									
PIRAEUS BANK S.A.				a			a		a	
, ΑΜΕΡΙΚΗΣ 4 ΑΘΗΝΑ	2103335000									
PIRAEUS SECURITIES S. A.				a		a	a	a		a
10, ΣΤΑΔΙΟΥ 10 ΑΘΗΝΑ	2103354100									
PROCHOICE SECURITIES LTD				a	a					
57, ΛΕΩΦ.ΣΠΥΡΟΥ ΚΥΠΡΙΑΝΟΥ 57, ΑΚΙΝΗΤΑ Φ	035724661192									
SHARELINK SECURITIES & FINANCIAL SERVICES LTD				a			a			
6, HOUSE-ΘΕΟΤΟΚΗ 6 ΜΕΓΑΡΟ ΕΛΜΗΝΑ	+357 22554200									
SOCIETE GENERALE S.A.				a	a		a			
, 17 COURS VALMY, CEDEX	+157290504									
SOLIDUS SECURITIES S.A				a			a			a
64, ΛΟΥΙΖΗΣ ΠΙΑΝΚΟΥΡ 64 ΑΘΗΝΑ	2106900605									
ST. EM. LAVRENTAKIS SECURITIES S.A.				a						
7-9, ΣΟΦΟΚΛΕΟΥΣ 7-9 ΑΘΗΝΑ	2103213336									
THE CYPRUS INVESTMENT & SECURITIES CORPORATION LTD				a	a					
154, 1 AG. PROKOPIOU & POSIDONOS 1ST FLOOR	0035722121700									
UBS EUROPE SE				a	a					
, OPERNTURM, BOCKENHEIMER LANDSTRASSE 2-4	496921790									
UBS LIMITED					a					
1, FINSBURY AVENUE LONDON	+44 2075687135									
VIGOR FINANCE INVESTMENT SERVICES S.A.				a		a	a	a		
, ΨΥΧΑΡΗ 14 Ν. ΨΥΧΙΚΟ	2106718400									

Underlying Asset				Derivatives Market													
Price max	Price min	Closing price	change	Delivery Month	Open price	Price max	Price min	Last price	Closing price	Last Bid	Last Ask	Fixing price*	Life high	Life low	Trades	Volume	Open Interest
FTSE/Athex Large Cap				(Trade Unit: 1 Index Point x 2E, Cash Settlement)													
3,445.89	3,401.22	3,405.84	-0.77%	November 2024	3,438.00	3,439.00	3,395.00	3,399.75	3,399.75	---	---	---	3,601.00	---	141	562	3,845
				December 2024	3,435.25	3,435.25	3,397.75	3,403.00	3,403.00	---	---	---	3,513.00	---	40	183	60
				January 2025	---	---	---	---	3,448.75	---	---	---	---	---	---	---	---
				March 2025	---	---	---	---	3,460.75	---	---	---	---	---	---	---	---
				June 2025	---	---	---	---	3,478.25	---	---	---	---	---	---	---	---
				September 2025	---	---	---	---	3,495.50	---	---	---	---	---	---	---	---
FTSE/Athex Banks				(Trade Unit: 1 Index Point x 15E, Cash Settlement)													
1,203.39	1,177.26	1,180.33	-1.47%	December 2024	---	---	---	---	1,216.75	---	---	---	1,296.00	---	---	---	1,650
				March 2025	---	---	---	---	1,208.00	---	---	---	---	---	---	---	---
				June 2025	---	---	---	---	1,214.00	---	---	---	---	---	---	---	---
				September 2025	---	---	---	---	1,220.00	---	---	---	---	---	---	---	---
MSCI GREECE REBASED				(Trade Unit: 1 Index Point x 2E, Cash Settlement)													
5,354.59	5,265.87	5,276.12	-1.03%	November 2024	---	---	---	---	5,253.25	---	---	---	5,516.00	---	---	---	10
				December 2024	---	---	---	---	5,254.00	---	---	---	5,375.00	---	---	---	---
				January 2025	---	---	---	---	5,254.00	---	---	---	5,375.00	---	---	---	---
				February 2025	---	---	---	---	5,367.25	---	---	---	---	---	---	---	---
				March 2025	---	---	---	---	5,375.50	---	---	---	---	---	---	---	---
				April 2025	---	---	---	---	5,384.00	---	---	---	---	---	---	---	---
				June 2025	---	---	---	---	5,402.50	---	---	---	---	---	---	---	---
				September 2025	---	---	---	---	5,429.50	---	---	---	---	---	---	---	---

Derivatives notes

Fixing prices and final open positions can be retrieved from the following path <http://www.helex.gr/el/web/guest/statistics-end-of-day-derivatives>

Underlying Asset				Derivatives Market													
Price max	Price min	Closing price	change	Delivery Month	Open price	Price max	Price min	Last price	Closing price	Last Bid	Last Ask	Fixing price*	Life high	Life low	Trades	Volume	Open Interest
ADMIE (IPTO) HOLDING S.A. (CR)				(Contract Size: 100 Securities, Physical Delivery)													
2.415	2.34	2.35	-1.88%	December 2024	2.41	2.41	2.35	2.35	2.35	---	---	---	2.47	---	64	899	28,281
				March 2025	---	---	---	---	2.41	---	---	---	---	---	---	---	---
				June 2025	---	---	---	---	2.43	---	---	---	---	---	---	---	---
				September 2025	---	---	---	---	2.44	---	---	---	---	---	---	---	---
AEGEAN AIRLINES (CR)				(Contract Size: 100 Securities, Physical Delivery)													
10.42	10.26	10.34	0.39%	December 2024	10.44	10.44	10.37	10.38	10.38	---	---	---	12.12	---	6	30	3,278
				March 2025	---	---	---	---	10.39	---	---	---	---	---	---	---	---
				June 2025	---	---	---	---	10.44	---	---	---	---	---	---	---	---
				September 2025	---	---	---	---	10.49	---	---	---	---	---	---	---	---
ALPHA SERVICES HOLD (CR)				(Contract Size: 100 Securities, Physical Delivery)													
1.478	1.431	1.438	-1.91%	December 2024	1.48	1.48	1.44	1.44	1.44	---	---	---	1.73	---	203	11,658	184,127
				March 2025	---	---	---	---	1.48	---	---	---	---	---	---	---	---
				June 2025	---	---	---	---	1.49	---	---	---	---	---	---	---	---
				September 2025	---	---	---	---	1.49	---	---	---	---	---	---	---	---
ATHENS INTL AIRPORT (CR)				(Contract Size: 100 Securities, Physical Delivery)													
7.618	7.55	7.55	-0.37%	December 2024	---	---	---	---	7.63	---	---	---	7.87	---	---	---	765
				March 2025	---	---	---	---	7.64	---	---	---	---	---	---	---	---
				June 2025	---	---	---	---	7.68	---	---	---	---	---	---	---	---
				September 2025	---	---	---	---	7.72	---	---	---	---	---	---	---	---
AUTOHELLAS SA (CR)				(Contract Size: 100 Securities, Physical Delivery)													
11.18	11	11	-0.90%	December 2024	11.14	11.14	11.14	11.14	11.14	---	---	---	11.28	---	1	5	113
				March 2025	---	---	---	---	11.19	---	---	---	---	---	---	---	---
				June 2025	---	---	---	---	11.25	---	---	---	---	---	---	---	---
				September 2025	---	---	---	---	11.30	---	---	---	---	---	---	---	---
AVAX S.A. (CR)				(Contract Size: 100 Securities, Physical Delivery)													
1.46	1.424	1.442	-0.14%	December 2024	1.43	1.43	1.43	1.43	1.43	---	---	---	1.61	---	3	23	1,287
				March 2025	---	---	---	---	1.46	---	---	---	---	---	---	---	---
				June 2025	---	---	---	---	1.46	---	---	---	---	---	---	---	---
				September 2025	---	---	---	---	1.47	---	---	---	---	---	---	---	---
CC HBC AG (CR)				(Contract Size: 100 Securities, Physical Delivery)													
33.66	33.2	33.34	0.42%	December 2024	33.16	33.27	33.16	33.27	33.27	---	---	---	34.28	---	2	3	140
				March 2025	---	---	---	---	33.48	---	---	---	---	---	---	---	---
				June 2025	---	---	---	---	33.64	---	---	---	---	---	---	---	---
				September 2025	---	---	---	---	33.81	---	---	---	---	---	---	---	---

Derivatives notes

Fixing prices and final open positions can be retrieved from the following path <http://www.helex.gr/el/web/guest/statistics-end-of-day-derivatives>

Underlying Asset				Derivatives Market													
Price max	Price min	Closing price	change	Delivery Month	Open price	Price max	Price min	Last price	Closing price	Last Bid	Last Ask	Fixing price*	Life high	Life low	Trades	Volume	Open Interest
8.82	8.62	8.62	0.00%	(Contract Size: 100 Securities, Physical Delivery)													
				December 2024	8.78	8.81	8.68	8.73	8.73	---	---	---	10.18	---	58	356	5,131
				March 2025	---	---	---	---	8.69	---	---	---	---	---	---	---	---
				June 2025	---	---	---	---	8.74	---	---	---	---	---	---	---	---
				September 2025	---	---	---	---	8.78	---	---	---	---	---	---	---	---
1.812	1.798	1.798	-0.11%	(Contract Size: 100 Securities, Physical Delivery)													
				December 2024	1.82	1.82	1.81	1.81	1.81	---	---	---	2.06	---	7	36	3,586
				March 2025	---	---	---	---	1.81	---	---	---	---	---	---	---	---
				June 2025	---	---	---	---	1.82	---	---	---	---	---	---	---	---
				September 2025	---	---	---	---	1.83	---	---	---	---	---	---	---	---
1.842	1.8	1.8	-0.66%	(Contract Size: 100 Securities, Physical Delivery)													
				December 2024	1.84	1.84	1.79	1.81	1.81	---	---	---	1.99	---	31	232	4,145
				March 2025	---	---	---	---	1.83	---	---	---	---	---	---	---	---
				June 2025	---	---	---	---	1.84	---	---	---	---	---	---	---	---
				September 2025	---	---	---	---	1.85	---	---	---	---	---	---	---	---
1.958	1.881	1.8905	-3.05%	(Contract Size: 100 Securities, Physical Delivery)													
				December 2024	1.95	1.95	1.89	1.90	1.90	---	---	---	2.28	---	140	3,684	17,843
				March 2025	---	---	---	---	1.97	---	---	---	---	---	---	---	---
				June 2025	---	---	---	---	1.98	---	---	---	---	---	---	---	---
				September 2025	---	---	---	---	1.99	---	---	---	---	---	---	---	---
5.63	5.56	5.62	-0.18%	(Contract Size: 100 Securities, Physical Delivery)													
				December 2024	---	---	---	---	5.72	---	---	---	5.84	---	---	---	4,017
				March 2025	---	---	---	---	5.68	---	---	---	---	---	---	---	---
				June 2025	---	---	---	---	5.71	---	---	---	---	---	---	---	---
				September 2025	---	---	---	---	5.73	---	---	---	---	---	---	---	---
3.8	3.73	3.765	-0.40%	(Contract Size: 100 Securities, Physical Delivery)													
				December 2024	3.80	3.80	3.78	3.78	3.78	---	---	---	4.07	---	3	15	966
				March 2025	---	---	---	---	3.81	---	---	---	---	---	---	---	---
				June 2025	---	---	---	---	3.83	---	---	---	---	---	---	---	---
				September 2025	---	---	---	---	3.85	---	---	---	---	---	---	---	---
17.46	17.16	17.36	-0.46%	(Contract Size: 101 Securities, Physical Delivery)													
				December 2024	17.55	17.63	17.31	17.62	17.62	---	---	---	18.02	---	16	47	11,468
				March 2025	---	---	---	---	17.59	---	---	---	---	---	---	---	---
				June 2025	---	---	---	---	17.67	---	---	---	---	---	---	---	---
				September 2025	---	---	---	---	17.76	---	---	---	---	---	---	---	---

Derivatives notes

Fixing prices and final open positions can be retrieved from the following path <http://www.helex.gr/el/web/guest/statistics-end-of-day-derivatives>

Underlying Asset				Derivatives Market													
Price max	Price min	Closing price	change	Delivery Month	Open price	Price max	Price min	Last price	Closing price	Last Bid	Last Ask	Fixing price*	Life high	Life low	Trades	Volume	Open Interest
HELLENIC EXCHANGES-A.S.E. (CR) (Contract Size: 100 Securities, Physical Delivery)																	
4.41	4.35	4.35	-0.69%	December 2024	4.40	4.40	4.40	4.40	4.40	---	---	---	4.74	---	1	3	3,651
---	---	---	---	March 2025	---	---	---	---	4.42	---	---	---	---	---	---	---	---
---	---	---	---	June 2025	---	---	---	---	4.44	---	---	---	---	---	---	---	---
---	---	---	---	September 2025	---	---	---	---	4.46	---	---	---	---	---	---	---	---
HELLENIQ ENERGY (CR) (Contract Size: 100 Securities, Physical Delivery)																	
7.035	6.97	6.97	-0.43%	December 2024	7.03	7.03	7.00	7.00	7.00	---	---	---	7.35	---	6	33	5,145
---	---	---	---	March 2025	---	---	---	---	7.06	---	---	---	---	---	---	---	---
---	---	---	---	June 2025	---	---	---	---	7.09	---	---	---	---	---	---	---	---
---	---	---	---	September 2025	---	---	---	---	7.13	---	---	---	---	---	---	---	---
INTRACOM HOLDINGS (CR) (Contract Size: 100 Securities, Physical Delivery)																	
2.91	2.86	2.86	-0.69%	December 2024	2.90	2.90	2.90	2.90	2.90	---	---	---	3.26	---	1	3	7,401
---	---	---	---	March 2025	---	---	---	---	2.90	---	---	---	---	---	---	---	---
---	---	---	---	June 2025	---	---	---	---	2.92	---	---	---	---	---	---	---	---
---	---	---	---	September 2025	---	---	---	---	2.93	---	---	---	---	---	---	---	---
INTRAKAT (CR) (Contract Size: 100 Securities, Physical Delivery)																	
4.75	4.445	4.7	1.29%	December 2024	4.39	4.48	4.20	4.48	4.48	---	---	---	5.07	---	64	200	1,844
---	---	---	---	March 2025	---	---	---	---	4.68	---	---	---	---	---	---	---	---
---	---	---	---	June 2025	---	---	---	---	4.70	---	---	---	---	---	---	---	---
---	---	---	---	September 2025	---	---	---	---	4.73	---	---	---	---	---	---	---	---
JUMBO SA (CR) (Contract Size: 100 Securities, Physical Delivery)																	
25.54	25.32	25.4	-0.31%	December 2024	25.30	25.36	25.10	25.10	25.10	---	---	---	26.60	---	8	19	152
---	---	---	---	March 2025	---	---	---	---	25.69	---	---	---	---	---	---	---	---
---	---	---	---	June 2025	---	---	---	---	25.82	---	---	---	---	---	---	---	---
---	---	---	---	September 2025	---	---	---	---	25.95	---	---	---	---	---	---	---	---
LAMDA DEVELOPMENT SA (CR) (Contract Size: 100 Securities, Physical Delivery)																	
7.24	7.12	7.17	-0.28%	December 2024	7.26	7.28	7.14	7.20	7.20	---	---	---	7.80	---	20	48	5,934
---	---	---	---	March 2025	---	---	---	---	7.25	---	---	---	---	---	---	---	---
---	---	---	---	June 2025	---	---	---	---	7.29	---	---	---	---	---	---	---	---
---	---	---	---	September 2025	---	---	---	---	7.32	---	---	---	---	---	---	---	---
METLEN ENERGY & METALS (CR) (Contract Size: 100 Securities, Physical Delivery)																	
33.52	32.84	32.9	-1.08%	December 2024	33.52	33.66	33.00	33.19	33.19	---	---	---	36.66	---	76	214	4,583
---	---	---	---	March 2025	---	---	---	---	33.54	---	---	---	---	---	---	---	---
---	---	---	---	June 2025	---	---	---	---	33.71	---	---	---	---	---	---	---	---
---	---	---	---	September 2025	---	---	---	---	33.87	---	---	---	---	---	---	---	---

Derivatives notes

Fixing prices and final open positions can be retrieved from the following path <http://www.helex.gr/el/web/guest/statistics-end-of-day-derivatives>

Underlying Asset				Derivatives Market													
Price max	Price min	Closing price	change	Delivery Month	Open price	Price max	Price min	Last price	Closing price	Last Bid	Last Ask	Fixing price*	Life high	Life low	Trades	Volume	Open Interest
MIG (CR)				(Contract Size: 100 Securities, Physical Delivery)													
3.265	3.2	3.215	-1.08%	December 2024	3.24	3.24	3.24	3.24	3.24	---	---	---	3.50	---	2	4	119
				March 2025	---	---	---	---	3.28	---	---	---	---	---	---	---	---
				June 2025	---	---	---	---	3.29	---	---	---	---	---	---	---	---
				September 2025	---	---	---	---	3.31	---	---	---	---	---	---	---	---
MOTOR OIL (CR)				(Contract Size: 100 Securities, Physical Delivery)													
20.74	20.4	20.48	-0.87%	December 2024	20.71	20.71	20.52	20.65	20.65	---	---	---	22.59	---	25	91	6,559
				March 2025	---	---	---	---	20.83	---	---	---	---	---	---	---	---
				June 2025	---	---	---	---	20.94	---	---	---	---	---	---	---	---
				September 2025	---	---	---	---	21.04	---	---	---	---	---	---	---	---
NATIONAL BANK (CR)				(Contract Size: 100 Securities, Physical Delivery)													
7.42	7.296	7.324	-0.71%	December 2024	7.45	7.45	7.33	7.35	7.35	---	---	---	8.20	---	111	1,992	19,915
				March 2025	---	---	---	---	7.44	---	---	---	---	---	---	---	---
				June 2025	---	---	---	---	7.47	---	---	---	---	---	---	---	---
				September 2025	---	---	---	---	7.51	---	---	---	---	---	---	---	---
OPAP (CR)				(Contract Size: 100 Securities, Physical Delivery)													
15.95	15.76	15.76	-0.44%	December 2024	15.28	15.28	15.25	15.25	15.25	---	---	---	16.38	---	2	11	881
				March 2025	---	---	---	---	15.96	---	---	---	---	---	---	---	---
				June 2025	---	---	---	---	16.04	---	---	---	---	---	---	---	---
				September 2025	---	---	---	---	16.12	---	---	---	---	---	---	---	---
OPTIMA BANK (CR)				(Contract Size: 100 Securities, Physical Delivery)													
12.88	12.68	12.76	-0.62%	December 2024	---	---	---	---	12.49	---	---	---	12.99	---	---	---	71
				March 2025	---	---	---	---	12.95	---	---	---	---	---	---	---	---
				June 2025	---	---	---	---	13.01	---	---	---	---	---	---	---	---
				September 2025	---	---	---	---	13.08	---	---	---	---	---	---	---	---
OTE (CR)				(Contract Size: 100 Securities, Physical Delivery)													
15.9	15.62	15.73	0.06%	December 2024	15.85	15.94	15.71	15.78	15.78	---	---	---	16.20	---	33	67	2,657
				March 2025	---	---	---	---	15.85	---	---	---	---	---	---	---	---
				June 2025	---	---	---	---	15.93	---	---	---	---	---	---	---	---
				September 2025	---	---	---	---	16.01	---	---	---	---	---	---	---	---
P.P.A. S.A. (CR)				(Contract Size: 100 Securities, Physical Delivery)													
28.5	28.15	28.3	-0.35%	December 2024	---	---	---	---	28.77	---	---	---	27.82	---	---	---	74
				March 2025	---	---	---	---	28.64	---	---	---	---	---	---	---	---
				June 2025	---	---	---	---	28.78	---	---	---	---	---	---	---	---
				September 2025	---	---	---	---	28.92	---	---	---	---	---	---	---	---

Derivatives notes

Fixing prices and final open positions can be retrieved from the following path <http://www.helex.gr/el/web/guest/statistics-end-of-day-derivatives>

Underlying Asset				Derivatives Market													
Price max	Price min	Closing price	change	Delivery Month	Open price	Price max	Price min	Last price	Closing price	Last Bid	Last Ask	Fixing price*	Life high	Life low	Trades	Volume	Open Interest
PIRAEUS FINANCIAL HOLD (CR)																	
(Contract Size: 100 Securities, Physical Delivery)																	
3.753	3.685	3.71	-0.54%	December 2024	3.78	3.78	3.70	3.72	3.72	---	---	---	4.08	---	180	4,335	88,199
---	---	---	---	March 2025	---	---	---	---	3.82	---	---	---	3.92	---	---	---	180
---	---	---	---	June 2025	---	---	---	---	3.78	---	---	---	---	---	---	---	---
---	---	---	---	September 2025	---	---	---	---	3.80	---	---	---	---	---	---	---	---
PPC (CR)																	
(Contract Size: 100 Securities, Physical Delivery)																	
11.87	11.61	11.7	-0.17%	December 2024	11.90	11.92	11.70	11.73	11.73	---	---	---	12.48	---	110	514	21,133
---	---	---	---	March 2025	---	---	---	---	11.82	---	---	---	---	---	---	---	---
---	---	---	---	June 2025	---	---	---	---	11.88	---	---	---	---	---	---	---	---
---	---	---	---	September 2025	---	---	---	---	11.94	---	---	---	---	---	---	---	---
QUEST HOLDINGS (CR)																	
(Contract Size: 100 Securities, Physical Delivery)																	
5.84	5.6	5.7	-1.04%	December 2024	5.70	5.70	5.70	5.70	5.70	---	---	---	5.95	---	1	20	198
---	---	---	---	March 2025	---	---	---	---	5.81	---	---	---	---	---	---	---	---
---	---	---	---	June 2025	---	---	---	---	5.84	---	---	---	---	---	---	---	---
---	---	---	---	September 2025	---	---	---	---	5.87	---	---	---	---	---	---	---	---
TERNA ENERGY (CR)																	
(Contract Size: 100 Securities, Physical Delivery)																	
19.69	19.62	19.65	0.00%	December 2024	19.72	19.72	19.72	19.72	19.72	---	---	---	19.96	---	2	4	16,627
---	---	---	---	March 2025	---	---	---	---	19.81	---	---	---	---	---	---	---	---
---	---	---	---	June 2025	---	---	---	---	19.91	---	---	---	---	---	---	---	---
---	---	---	---	September 2025	---	---	---	---	20.01	---	---	---	---	---	---	---	---
TITAN CEMENT (CB)																	
(Contract Size: 100 Securities, Physical Delivery)																	
33.1	32.25	32.35	-1.97%	December 2024	32.41	32.83	32.41	32.83	32.83	---	---	---	35.80	---	3	7	435
---	---	---	---	March 2025	---	---	---	---	33.27	---	---	---	---	---	---	---	---
---	---	---	---	June 2025	---	---	---	---	33.44	---	---	---	---	---	---	---	---
---	---	---	---	September 2025	---	---	---	---	33.61	---	---	---	---	---	---	---	---
VIOHALCO SA/NV (CB)																	
(Contract Size: 100 Securities, Physical Delivery)																	
5.64	5.47	5.51	-1.08%	December 2024	5.69	5.69	5.49	5.49	5.49	---	---	---	6.15	---	26	98	4,161
---	---	---	---	March 2025	---	---	---	---	5.62	---	---	---	---	---	---	---	---
---	---	---	---	June 2025	---	---	---	---	5.64	---	---	---	---	---	---	---	---
---	---	---	---	September 2025	---	---	---	---	5.67	---	---	---	---	---	---	---	---

Derivatives notes

Fixing prices and final open positions can be retrieved from the following path <http://www.helex.gr/el/web/guest/statistics-end-of-day-derivatives>

FTSE/Athex Large Cap

(Trade Unit: 1 Index Point x 2€ - Exercise Style: European, Cash Settlement)

Call Options															Put Options																										
November 2024								December 2024							Other Months		November 2024								December 2024							Other Months		Exercise Price							
Open price	Price max	Price min	Last price	Closing price	Volume	Open Interest	Open price	Price max	Price min	Last price	Closing price	Volume	Open Interest	Volume	Open Interest	Open price	Price max	Price min	Last price	Closing price	Volume	Open Interest	Open price	Price max	Price min	Last price	Closing price	Volume	Open Interest	Volume	Open Interest										
2,850	-	-	-	-	-	-	0.00	0.00	0.00	-	576.00	-	-	-	-	-	-	-	-	-	-	-	0.00	0.00	0.00	-	1.40	-	-	-	-	2,850									
2,900	-	-	-	-	-	-	0.00	0.00	0.00	-	527.00	-	-	-	-	-	-	-	-	-	-	-	0.00	0.00	0.00	-	2.40	-	-	-	-	2,900									
2,950	-	-	-	-	-	-	0.00	0.00	0.00	-	479.00	-	-	-	-	-	-	-	-	-	-	-	0.00	0.00	0.00	-	4.10	-	-	-	-	2,950									
3,000	-	-	-	-	-	-	0.00	0.00	0.00	-	432.00	-	-	-	-	-	-	-	-	-	-	-	0.00	0.00	0.00	-	6.70	-	-	-	-	3,000									
3,050	-	-	-	-	-	-	0.00	0.00	0.00	-	386.00	-	-	-	-	-	-	-	-	-	-	-	0.00	0.00	0.00	-	10.50	-	-	-	-	3,050									
3,100	-	-	-	-	-	-	0.00	0.00	0.00	-	341.00	-	-	-	-	-	-	-	-	-	-	-	0.00	0.00	0.00	-	16.00	-	-	-	-	3,100									
3,150	0.00	0.00	0.00	-	280.00	-	0.00	0.00	0.00	-	299.00	-	-	-	-	0.00	0.00	0.00	-	4.50	-	-	0.00	0.00	0.00	-	23.25	-	-	-	-	3,150									
3,200	0.00	0.00	0.00	-	234.00	-	0.00	0.00	0.00	-	259.00	-	-	-	-	0.00	0.00	0.00	-	8.60	-	-	0.00	0.00	0.00	-	33.00	-	-	-	-	3,200									
3,250	0.00	0.00	0.00	-	191.00	-	0.00	0.00	0.00	-	221.00	-	-	-	-	0.00	0.00	0.00	-	15.50	-	-	0.00	0.00	0.00	-	45.50	-	10	-	-	3,250									
3,300	0.00	0.00	0.00	-	151.00	-	0.00	0.00	0.00	-	187.00	-	-	-	-	0.00	0.00	0.00	-	26.00	-	-	0.00	0.00	0.00	-	61.00	-	-	-	-	3,300									
3,350	0.00	0.00	0.00	-	116.00	-	150.00	150.00	150.00	150.00	150.00	20	-	-	-	0.00	0.00	0.00	-	40.75	-	60	0.00	0.00	0.00	-	80.00	-	-	-	-	3,350									
3,400	0.00	0.00	0.00	-	86.50	-	121.00	126.00	121.00	126.00	126.00	20	-	-	62.00	0.00	62.00	67.00	67.00	67.00	6	46	0.00	0.00	0.00	-	102.00	-	-	-	-	3,400									
3,450	49.00	49.00	49.00	49.00	49.00	1	103.00	103.00	98.00	98.00	98.00	51	60	-	-	0.00	49.00	0.00	-	86.50	-	20	0.00	0.00	0.00	-	128.00	-	-	-	-	3,450									
3,500	0.00	0.00	0.00	-	42.75	-	0.00	0.00	0.00	-	83.00	-	25	-	-	0.00	0.00	0.00	-	117.00	-	40	175.00	175.00	175.00	175.00	175.00	20	-	-	-	-	3,500								
3,550	0.00	0.00	0.00	-	28.50	-	0.00	0.00	0.00	-	65.50	-	-	-	-	0.00	0.00	0.00	-	152.00	-	62	0.00	0.00	0.00	-	189.00	-	-	-	-	3,550									
3,600	17.00	17.00	16.50	16.50	16.50	50	0.00	0.00	0.00	-	51.00	-	-	-	-	0.00	17.00	0.00	-	192.00	-	20	0.00	0.00	0.00	-	224.00	-	-	-	-	3,600									
3,650	0.00	0.00	0.00	-	11.00	-	0.00	0.00	0.00	-	39.25	-	-	-	-	0.00	0.00	0.00	-	235.00	-	20	0.00	0.00	0.00	-	262.00	-	-	-	-	3,650									
3,700	0.00	0.00	0.00	-	6.50	-	0.00	0.00	0.00	-	29.50	-	-	-	-	0.00	0.00	0.00	-	280.00	-	-	0.00	0.00	0.00	-	302.00	-	-	-	-	3,700									
3,750	0.00	0.00	0.00	-	3.60	-	0.00	0.00	0.00	-	22.00	-	-	-	-	0.00	0.00	0.00	-	327.00	-	-	0.00	0.00	0.00	-	345.00	-	-	-	-	3,750									
3,800	0.00	0.00	0.00	-	2.00	-	0.00	0.00	0.00	-	16.25	-	-	-	-	0.00	0.00	0.00	-	376.00	-	-	0.00	0.00	0.00	-	389.00	-	-	-	-	3,800									
3,850	0.00	0.00	0.00	-	1.00	-	0.00	0.00	0.00	-	11.75	-	-	-	-	0.00	0.00	0.00	-	425.00	-	-	0.00	0.00	0.00	-	434.00	-	-	-	-	3,850									
3,900	-	-	-	-	-	-	0.00	0.00	0.00	-	8.40	-	-	-	-	-	-	-	-	-	-	-	0.00	0.00	0.00	-	481.00	-	-	-	-	3,900									
Totals:						51	162							91	85	0	0							6	268							20	10	0	0						
Number of Trades:						3							9							0							3							1							0

ALPHA SERVICES HOLD (CR)

(Contract Size: 100 Securities, Exercise Style: American, Physical Delivery)

Call Options														Put Options																	
Exercise Price	November 2024						December 2024						Other Months		November 2024						December 2024						Other Months		Exercise Price		
	Open price	Price max	Price min	Last price	Closing price	Volume	Open Interest	Open price	Price max	Price min	Last price	Closing price	Volume	Open Interest	Volume	Open Interest	Open price	Price max	Price min	Last price	Closing price	Volume	Open Interest	Open price	Price max	Price min	Last price	Closing price		Volume	Open Interest
1.000	0.000	0.000	0.000	0.471	-	-	0.000	0.000	0.000	0.473	-	-				0.000	0.000	0.000	0.001	-	-	0.000	0.000	0.000	0.001	-	-				0.010
1.100	0.000	0.000	0.000	0.372	-	-	0.000	0.000	0.000	0.374	-	-				0.000	0.000	0.000	0.001	-	-	0.000	0.000	0.000	0.001	-	-				0.011
1.200	0.000	0.000	0.000	0.272	-	-	0.000	0.000	0.000	0.278	-	-				0.000	0.000	0.000	0.001	-	-	0.000	0.000	0.000	0.004	-	-				0.012
1.300	0.000	0.000	0.000	0.178	-	-	0.000	0.000	0.000	0.189	-	-				0.000	0.000	0.000	0.007	-	-	0.000	0.000	0.000	0.015	-	-				0.013
1.400	0.000	0.000	0.000	0.099	-	-	0.000	0.000	0.000	0.116	-	-				0.000	0.000	0.000	0.028	-	-	0.000	0.000	0.000	0.042	-	-				0.014
1.500	0.000	0.000	0.000	0.045	-	-	0.000	0.000	0.000	0.064	-	-				0.000	0.000	0.000	0.073	-	-	0.000	0.000	0.000	0.089	-	-				0.015
1.600	0.000	0.000	0.000	0.016	-	-	0.000	0.000	0.000	0.031	-	-				0.000	0.000	0.000	0.145	-	-	0.000	0.000	0.000	0.157	-	-				0.016
1.700	0.000	0.000	0.000	0.005	-	-	0.000	0.000	0.000	0.013	-	-				0.000	0.000	0.000	0.233	-	-	0.000	0.000	0.000	0.239	-	-				0.017
1.800	0.000	0.000	0.000	0.001	-	-	0.000	0.000	0.000	0.005	-	-				0.000	0.000	0.000	0.330	-	-	0.000	0.000	0.000	0.332	-	-				0.018
1.900	0.000	0.000	0.000	0.001	-	-	0.000	0.000	0.000	0.002	-	-				0.000	0.000	0.000	0.430	-	-	0.000	0.000	0.000	0.430	-	-				0.019
2.000	0.000	0.000	0.000	0.001	-	-	0.000	0.000	0.000	0.001	-	-				0.000	0.000	0.000	0.530	-	-	0.000	0.000	0.000	0.530	-	-				0.020
2.200	0.000	0.000	0.000	0.001	-	-	0.000	0.000	0.000	0.001	-	-				0.000	0.000	0.000	0.730	-	-	0.000	0.000	0.000	0.730	-	-				0.022
2.400							0.000	0.000	0.000	0.001	-	-										0.000	0.000	0.000	0.930	-	-				0.024
2.600							0.000	0.000	0.000	0.001	-	-										0.000	0.000	0.000	1.13	-	-				0.026
Totals:						0	0							0	0							0	0			0	0				
Number of Trades:						0							0							0			0								

NATIONAL BANK (CR)

(Contract Size: 100 Securities, Exercise Style: American, Physical Delivery)

Call Options																Put Options																
November 2024								December 2024								Other Months		November 2024						December 2024					Other Months		Exercise Price	
Exercise Price	Open price	Price max	Price min	Last price	Closing price	Volume	Open Interest	Open price	Price max	Price min	Last price	Closing price	Volume	Open Interest	Volume	Open Interest	Open price	Price max	Price min	Last price	Closing price	Volume	Open Interest	Open price	Price max	Price min	Last price	Closing price	Volume	Open Interest		Volume
4.400						-	-	0.000	0.000	0.000		2.99	-	-			-	-	0.000	0.000	0.000		0.001	-	-							0.044
4.800						-	-	0.000	0.000	0.000		2.60	-	-			-	-	0.000	0.000	0.000		0.001	-	-							0.048
5.200	0.000	0.000	0.000		2.19	-	-	0.000	0.000	0.000		2.20	-	-			0.000	0.000	0.000		0.001	-	-	0.000	0.000	0.000		0.001	-	-		0.052
5.600	0.000	0.000	0.000		1.79	-	-	0.000	0.000	0.000		1.80	-	-			0.000	0.000	0.000		0.001	-	-	0.000	0.000	0.000		0.006	-	-		0.056
6.000	0.000	0.000	0.000		1.39	-	-	0.000	0.000	0.000		1.42	-	-			0.000	0.000	0.000		0.002	-	-	0.000	0.000	0.000		0.023	-	-		0.060
6.400	0.000	0.000	0.000		0.993	-	-	0.000	0.000	0.000		1.07	-	-			0.000	0.000	0.000		0.005	-	-	0.000	0.000	0.000		0.066	-	-		0.064
6.800	0.000	0.000	0.000		0.623	-	-	0.000	0.000	0.000		0.755	-	-			0.000	0.000	0.000		0.034	-	-	0.000	0.000	0.000		0.153	-	-		0.068
7.200	0.000	0.000	0.000		0.323	-	-	0.000	0.000	0.000		0.503	-	-			0.000	0.000	0.000		0.134	-	-	0.000	0.000	0.000		0.301	-	-		0.072
7.600	0.000	0.000	0.000		0.132	-	8	0.000	0.000	0.000		0.313	-	3			0.000	0.000	0.000		0.343	-	33	0.000	0.000	0.000		0.510	-	-		0.076
8.000	0.000	0.000	0.000		0.041	-	-	0.000	0.000	0.000		0.181	-	-			0.000	0.000	0.000		0.653	-	-	0.000	0.000	0.000		0.779	-	-		0.080
8.400	0.000	0.000	0.000		0.010	-	-	0.000	0.000	0.000		0.100	-	-			0.000	0.000	0.000		1.02	-	-	0.000	0.000	0.000		1.10	-	-		0.084
8.800	0.000	0.000	0.000		0.002	-	-	0.000	0.000	0.000		0.052	-	-			0.000	0.000	0.000		1.42	-	-	0.000	0.000	0.000		1.45	-	-		0.088
9.200	0.000	0.000	0.000		0.001	-	-	0.000	0.000	0.000		0.025	-	-			0.000	0.000	0.000		1.82	-	-	0.000	0.000	0.000		1.83	-	-		0.092
9.600	0.000	0.000	0.000		0.002	-	-	0.000	0.000	0.000		0.011	-	-			0.000	0.000	0.000		2.22	-	-	0.000	0.000	0.000		2.22	-	-		0.096
10.000	0.000	0.000	0.000		0.001	-	-	0.000	0.000	0.000		0.005	-	-			0.000	0.000	0.000		2.62	-	-	0.000	0.000	0.000		2.62	-	-		0.100
11.000						-	-	0.000	0.000	0.000		0.001	-	-			-	-	0.000	0.000	0.000		3.62	-	-							0.110
Totals:						0	8						0	3	0	0						0	33						0	304	0	0
Number of Trades:						0							0		0							0.00						0		0		

OPAP (CR)

(Contract Size: 100 Securities, Exercise Style: American, Physical Delivery)

Exercise Price	Call Options														Put Options																						
	November 2024						December 2024						Other Months		November 2024						December 2024						Other Months		Exercise Price								
	Open price	Price max	Price min	Last price	Closing price	Volume	Open Interest	Open price	Price max	Price min	Last price	Closing price	Volume	Open Interest	Volume	Open Interest	Open price	Price max	Price min	Last price	Closing price	Volume	Open Interest	Open price	Price max	Price min	Last price	Closing price		Volume	Open Interest	Volume	Open Interest				
9.600						-	-	0.000	0.000	0.000		6.26	-	-			-	-	0.000	0.000	0.000		0.001	-	-			0.000		0.000	0.000		0.001	-	-		
10.000						-	-	0.000	0.000	0.000		5.86	-	-			-	-	0.000	0.000	0.000		0.001	-	-			0.000	0.000	0.000		0.001	-	-			0.100
11.000	0.000	0.000	0.000		4.84	-	-	0.000	0.000	0.000		4.87	-	-			0.000	0.000	0.000		0.001	-	-			0.000	0.000	0.000		0.001	-	-			0.110		
12.000	0.000	0.000	0.000		3.85	-	-	0.000	0.000	0.000		3.87	-	-			0.000	0.000	0.000		0.001	-	-			0.000	0.000	0.000		0.001	-	-			0.120		
13.000	0.000	0.000	0.000		2.85	-	-	0.000	0.000	0.000		2.88	-	-			0.000	0.000	0.000		0.001	-	-			0.000	0.000	0.000		0.003	-	-			0.130		
14.000	0.000	0.000	0.000		1.86	-	-	0.000	0.000	0.000		1.91	-	-			0.000	0.000	0.000		0.007	-	-			0.000	0.000	0.000		0.033	-	-			0.140		
15.000	0.000	0.000	0.000		0.947	-	-	0.000	0.000	0.000		1.06	-	-			0.000	0.000	0.000		0.097	-	50			0.000	0.000	0.000		0.185	-	-			0.150		
16.000	0.000	0.000	0.000		0.325	-	1	0.000	0.000	0.000		0.468	-	-			0.000	0.000	0.000		0.476	-	-			0.000	0.000	0.000		0.590	-	-			0.160		
17.000	0.000	0.000	0.000		0.065	-	-	0.000	0.000	0.000		0.153	-	-			0.000	0.000	0.000		1.22	-	-			0.000	0.000	0.000		1.28	-	-			0.170		
18.000	0.000	0.000	0.000		0.008	-	-	0.000	0.000	0.000		0.039	-	-			0.000	0.000	0.000		2.17	-	-			0.000	0.000	0.000		2.18	-	-			0.180		
19.000	0.000	0.000	0.000		0.004	-	-	0.000	0.000	0.000		0.007	-	-			0.000	0.000	0.000		3.17	-	-			0.000	0.000	0.000		3.17	-	-			0.190		
20.000	0.000	0.000	0.000		0.001	-	-	0.000	0.000	0.000		0.001	-	-			0.000	0.000	0.000		4.17	-	-			0.000	0.000	0.000		4.17	-	-			0.200		
22.000	0.000	0.000	0.000		0.001	-	-	0.000	0.000	0.000		0.001	-	-			0.000	0.000	0.000		6.17	-	-			0.000	0.000	0.000		6.17	-	-			0.220		
24.000						-	-	0.000	0.000	0.000		0.001	-	-			-	-	0.000	0.000	0.000		8.17	-	-			0.000	0.000	0.000		8.17	-	-			0.240
Totals:						0	1						0	0	0	0						0	50						0	0	0	0	0				
Number of Trades:						0							0		0							0.00							0		0						

OTE (CR)

(Contract Size: 100 Securities, Exercise Style: American, Physical Delivery)

Exercise Price	Call Options														Put Options																			
	November 2024						December 2024						Other Months		November 2024						December 2024						Other Months		Exercise Price					
	Open price	Price max	Price min	Last price	Closing price	Volume	Open Interest	Open price	Price max	Price min	Last price	Closing price	Volume	Open Interest	Volume	Open Interest	Open price	Price max	Price min	Last price	Closing price	Volume	Open Interest	Open price	Price max	Price min	Last price	Closing price		Volume	Open Interest	Volume	Open Interest	
9.200						-	-	0.000	0.000	0.000	6.55	-	-			-	-	0.000	0.000	0.000	0.001	-	-			0.000	0.000	0.000		0.001	-	-		
9.600						-	-	0.000	0.000	0.000	6.15	-	-			-	-	0.000	0.000	0.000	0.001	-	-			0.000	0.000	0.000	0.001	-	-			0.096
10.000	0.000	0.000	0.000		5.73	-	-	0.000	0.000	0.000	5.75	-	-			0.000	0.000	0.000	0.001	-	-			0.000	0.000	0.000	0.001	-	-			0.100		
11.000	0.000	0.000	0.000		4.73	-	-	0.000	0.000	0.000	4.76	-	-			0.000	0.000	0.000	0.001	-	-			0.000	0.000	0.000	0.001	-	-			0.110		
12.000	0.000	0.000	0.000		3.74	-	-	0.000	0.000	0.000	3.76	-	-			0.000	0.000	0.000	0.001	-	-			0.000	0.000	0.000	0.001	-	-			0.120		
13.000	0.000	0.000	0.000		2.74	-	-	0.000	0.000	0.000	2.77	-	-			0.000	0.000	0.000	0.001	-	-			0.000	0.000	0.000	0.007	-	-			0.130		
14.000	0.000	0.000	0.000		1.74	-	-	0.000	0.000	0.000	1.82	-	-			0.000	0.000	0.000	0.006	-	-			0.000	0.000	0.000	0.058	-	-			0.140		
15.000	0.000	0.000	0.000		0.840	-	-	0.000	0.000	0.000	1.02	-	-			0.000	0.000	0.000	0.100	-	-			0.000	0.000	0.000	0.250	-	-			0.150		
16.000	0.000	0.000	0.000		0.249	-	2	0.000	0.000	0.000	0.463	-	-			0.000	0.000	0.000	0.510	-	-			0.000	0.000	0.000	0.696	-	-			0.160		
17.000	0.000	0.000	0.000		0.040	-	-	0.000	0.000	0.000	0.164	-	-			0.000	0.000	0.000	1.31	-	-			0.000	0.000	0.000	1.40	-	-			0.170		
18.000	0.000	0.000	0.000		0.003	-	-	0.000	0.000	0.000	0.047	-	-			0.000	0.000	0.000	2.28	-	-			0.000	0.000	0.000	2.30	-	-			0.180		
19.000	0.000	0.000	0.000		0.001	-	-	0.000	0.000	0.000	0.011	-	-			0.000	0.000	0.000	3.28	-	-			0.000	0.000	0.000	3.28	-	-			0.190		
20.000	0.000	0.000	0.000		0.002	-	-	0.000	0.000	0.000	0.002	-	-			0.000	0.000	0.000	4.28	-	-			0.000	0.000	0.000	4.28	-	-			0.200		
22.000	0.000	0.000	0.000		0.001	-	-	0.000	0.000	0.000	0.001	-	-			0.000	0.000	0.000	6.28	-	-			0.000	0.000	0.000	6.28	-	-			0.220		
Totals:						0	2					0	0	0	0					0	0						0	0	0	0				
Number of Trades:						0						0		0						0.00							0		0					

PIRAEUS FINANCIAL HOLD (CR)

(Contract Size: 100 Securities, Exercise Style: American, Physical Delivery)

Call Options														Put Options																				
November 2024							December 2024							Other Months		November 2024							December 2024							Other Months		Exercise Price		
Open price	Price max	Price min	Last price	Closing price	Volume	Open Interest	Open price	Price max	Price min	Last price	Closing price	Volume	Open Interest	Volume	Open Interest	Open price	Price max	Price min	Last price	Closing price	Volume	Open Interest	Open price	Price max	Price min	Last price	Closing price	Volume	Open Interest	Volume	Open Interest			
2.200					-	-	0.000	0.000	0.000		1.54	-	-			-	-	0.000	0.000	0.000		0.001	-	-			0.000	0.000	0.000		0.001	-	-	0.022
2.400					-	-	0.000	0.000	0.000		1.34	-	-			-	-	0.000	0.000	0.000		0.001	-	-			0.000	0.000	0.000		0.001	-	-	0.024
2.600	0.000	0.000	0.000		1.13	-	-	0.000	0.000	0.000		1.14	-	-		0.000	0.000	0.000		0.001	-	-		0.000	0.000	0.000		0.001	-	-	0.026			
2.800	0.000	0.000	0.000		0.934	-	-	0.000	0.000	0.000		0.942	-	-		0.000	0.000	0.000		0.001	-	-		0.000	0.000	0.000		0.002	-	-	0.028			
3.000	0.000	0.000	0.000		0.734	-	-	0.000	0.000	0.000		0.750	-	-		0.000	0.000	0.000		0.001	-	-		0.000	0.000	0.000		0.010	-	-	0.030			
3.200	0.000	0.000	0.000		0.537	-	-	0.000	0.000	0.000		0.569	-	-		0.000	0.000	0.000		0.003	-	-		0.000	0.000	0.000		0.028	-	-	0.032			
3.400	0.000	0.000	0.000		0.351	-	-	0.000	0.000	0.000		0.410	-	-		0.000	0.000	0.000		0.016	-	-		0.000	0.000	0.000		0.069	-	-	0.034			
3.600	0.000	0.000	0.000		0.196	-	-	0.000	0.000	0.000		0.276	-	-		0.000	0.000	0.000		0.062	-	-		0.000	0.000	0.000		0.135	-	-	0.036			
3.800	0.000	0.000	0.000		0.090	-	-	0.000	0.000	0.000		0.177	-	-		0.000	0.000	0.000		0.155	-	-		0.000	0.000	0.000		0.235	-	-	0.038			
4.000	0.000	0.000	0.000		0.033	-	-	0.000	0.000	0.000		0.105	-	-		0.000	0.000	0.000		0.299	-	-		0.000	0.000	0.000		0.363	-	-	0.040			
4.400	0.000	0.000	0.000		0.002	-	-	0.000	0.000	0.000		0.031	-	-		0.000	0.000	0.000		0.670	-	-		0.000	0.000	0.000		0.691	-	-	0.044			
4.800	0.000	0.000	0.000		0.001	-	-	0.000	0.000	0.000		0.007	-	-		0.000	0.000	0.000		1.07	-	-		0.000	0.000	0.000		1.07	-	-	0.048			
5.200	0.000	0.000	0.000		0.001	-	-	0.000	0.000	0.000		0.001	-	-		0.000	0.000	0.000		1.47	-	-		0.000	0.000	0.000		1.47	-	-	0.052			
5.600	0.000	0.000	0.000		0.001	-	-	0.000	0.000	0.000		0.001	-	-		0.000	0.000	0.000		1.87	-	-		0.000	0.000	0.000		1.87	-	-	0.056			
6.000	0.000	0.000	0.000		0.001	-	-	0.000	0.000	0.000		0.001	-	-		0.000	0.000	0.000		2.27	-	-		0.000	0.000	0.000		2.27	-	-	0.060			
6.400					-	-	0.000	0.000	0.000		0.001	-	-			-	-	0.000	0.000	0.000		2.67	-	-			0.000	0.000	0.000	2.67	-	-	0.064	
Totals:					0	0						0	0		0	0						0	0							0	0		0	0
Number of Trades:					0							0			0							0.00							0			0		

PPC (CR)

(Contract Size: 100 Securities, Exercise Style: American, Physical Delivery)

Exercise Price	Call Options													Put Options																				
	November 2024					December 2024					Other Months			November 2024					December 2024					Other Months			Exercise Price							
	Open price	Price max	Price min	Last price	Closing price	Volume	Open Interest	Open price	Price max	Price min	Last price	Closing price	Volume	Open Interest	Volume	Open Interest	Open price	Price max	Price min	Last price	Closing price	Volume	Open Interest	Open price	Price max	Price min		Last price	Closing price	Volume	Open Interest	Volume	Open Interest	
8.000						-	-	0.000	0.000	0.000		3.75	-	-																				
8.400	0.000	0.000	0.000		3.33	-	-	0.000	0.000	0.000		3.35	-	-			0.000	0.000	0.000		0.001	-	-		0.000	0.000	0.000		0.001	-	-			0.084
8.800	0.000	0.000	0.000		2.93	-	-	0.000	0.000	0.000		2.95	-	-			0.000	0.000	0.000		0.001	-	-		0.000	0.000	0.000		0.003	-	-			0.088
9.200	0.000	0.000	0.000		2.53	-	-	0.000	0.000	0.000		2.56	-	-			0.000	0.000	0.000		0.002	-	-		0.000	0.000	0.000		0.008	-	-			0.092
9.600	0.000	0.000	0.000		2.13	-	-	0.000	0.000	0.000		2.17	-	-			0.000	0.000	0.000		0.001	-	-		0.000	0.000	0.000		0.022	-	-			0.096
10.000	0.000	0.000	0.000		1.74	-	-	0.000	0.000	0.000		1.80	-	-			0.000	0.000	0.000		0.006	-	-		0.000	0.000	0.000		0.051	-	-			0.100
11.000	0.000	0.000	0.000		0.834	-	5	0.000	0.000	0.000		0.997	-	-			0.000	0.000	0.000		0.100	-	5		0.000	0.000	0.000		0.243	-	-			0.110
12.000	0.000	0.000	0.000		0.250	-	22	0.000	0.000	0.000		0.451	-	-			0.000	0.000	0.000		0.515	-	11		0.000	0.000	0.000		0.695	-	-			0.120
13.000	0.000	0.000	0.000		0.042	-	-	0.000	0.000	0.000		0.161	-	-			0.000	0.000	0.000		1.31	-	-		0.000	0.000	0.000		1.41	-	-			0.130
14.000	0.000	0.000	0.000		0.004	-	-	0.000	0.000	0.000		0.048	-	-			0.000	0.000	0.000		2.28	-	-		0.000	0.000	0.000		2.30	-	-			0.140
15.000	0.000	0.000	0.000		0.001	-	-	0.000	0.000	0.000		0.011	-	-			0.000	0.000	0.000		3.28	-	-		0.000	0.000	0.000		3.28	-	-			0.150
16.000	0.000	0.000	0.000		0.001	-	-	0.000	0.000	0.000		0.002	-	-			0.000	0.000	0.000		4.28	-	-		0.000	0.000	0.000		4.28	-	-			0.160
17.000	0.000	0.000	0.000		0.001	-	-	0.000	0.000	0.000		0.002	-	-			0.000	0.000	0.000		5.28	-	-		0.000	0.000	0.000		5.28	-	-			0.170
18.000						-	-	0.000	0.000	0.000		0.001	-	-											0.000	0.000	0.000		6.28	-	-			0.180
Totals:						0	27						0	0	0	0						0	16						0	0	0	0		
Number of Trades:						0							0		0							0.00							0		0			

Lending Products	Underlying Title	Open Interest[5]	Multilateral Transactions[1]				Bilateral Transactions[2]		Stock Borrowing through OTC (volume)[3]	
			Volume(Offered)	Average Weighted	Transactions volume	Average Weighted	Transactions Volume	Average Weighted	Transactions Volume	
ADMIEBOR	ADMIE (IPTO) HOLDING S.A. (CR)	1,000	---	---	---	---	---	---	209,364	
AEGNBOR	AEGEAN AIRLINES (CR)	---	---	---	---	---	---	---	516,602	
AETFBOR	ALPHA ETF FTSE Athex Large Cap	---	---	---	---	---	---	---	---	
ALPHABOR	ALPHA SERVICES HOLD (CR)	---	---	---	---	---	---	---	64,212,012	
AIABOR	ATHENS INTL AIRPORT (CR)	---	---	---	---	---	---	---	184,700	
ACAGBOR	AUSTRIACARD (CB)	---	---	---	---	---	---	---	2,000	
OTOELBOR	AUTOHELLAS SA (CR)	3,200	---	---	---	---	---	---	56,557	
AVAXBOR	AVAX S.A. (CR)	---	---	---	---	---	---	---	143,738	
BOCHGRBOR	BANK OF CYPRUS (CR)	---	---	---	---	---	---	---	400,000	
EEEBOR	CC HBC AG (CR)	22,709	---	---	---	---	---	---	151,338	
CENERBOR	CENERGY HOLDINGS (CB)	---	---	---	---	---	---	---	1,043,064	
DIMANDBOR	DIMAND (CR)	---	---	---	---	---	---	---	68,646	
ELLAKTORBOR	ELLAKTOR (CR)	7,681	---	---	---	---	---	---	234,839	
ELHABOR	ELVALHALCOR (CR)	1,783	---	---	---	---	---	---	253,276	
EUROBBOR	EUROBANK HOLDINGS (CR)	120,000	---	---	---	---	---	---	52,182,782	
EYDAPBOR	EYDAP S.A. (CR)	845	---	---	---	---	---	---	207,465	
FOYRKBOR	FOURLIS (CR)	611	---	---	---	---	---	---	22,740	
GEKTERNABOR	GEK TERNA (CR)	---	---	---	---	---	---	---	6,517	
SARBOR	GR. SARANTIS S.A. (CR)	3,508	---	---	---	---	---	---	18,183	
EXAEBOR	HELLENIC EXCHANGES-A.S.E. (CR)	---	---	---	---	---	---	---	155,177	
ELPEBOR	HELLENIQ ENERGY (CR)	---	---	---	---	---	---	---	1,310,341	
INTEKBOR	IDEAL HOLDINGS (CR)	---	---	---	---	---	---	---	16,800	
INTRKBOR	INTRACOM HOLDINGS (CR)	---	---	---	---	---	---	---	32,000	
INKATBOR	INTRAKAT (CR)	---	---	---	---	4,900	5.00%	---	975,060	
INLOTBOR	INTRALOT (CR)	---	---	---	---	---	---	---	1,200,272	
BELABOR	JUMBO SA (CR)	15,580	---	---	---	---	---	---	196,735	
KRIBOR	KRI-KRI S.A. (CR)	---	---	---	---	---	---	---	1,000	
LAMDABOR	LAMDA DEVELOPMENT SA (CR)	---	---	---	---	---	---	---	239,105	
LAVIBOR	LAVIPHARM SA (CR)	---	---	---	---	---	---	---	---	
MYTILBOR	METLEN ENERGY & METALS (CR)	---	---	---	---	---	---	---	183,829	
MIGBOR	MIG (CR)	541	---	---	---	---	---	---	39,913	

Stock Lending Notes

[1] - Multilateral contracts Lending or Borrowing as per Methods 8-1, 8-2 and 8-3-3 (According to ATHEX BoD Resolution No.17)

[2] - Bilateral Contracts Lending or Borrowing as per Methods 8-3-1 and 8-3-2 & Contracts as per Method 4 (According to ATHEX BoD Resolution No.20)

[3] - The information concerning OTC Stock Borrowing Transactions is based on the statements of the Dematerialised Securities System (DSS) operators involved and refers to volumes that have been registered up until the previous working day.

[4] - Average Price (Volume weighted)

[5] - The Data concerning Open Interest before the start of trading session

Lending Products	Underlying Title	Open Interest[5]	Multilateral Transactions[1]				Bilateral Transactions[2]		Stock Borrowing through OTC (volume)[3]	
			Volume(Offered)	Average Weighted	Transactions volume	Average Weighted	Transactions Volume	Average Weighted	Transactions Volume	
MOHBOR	MOTOR OIL (CR)	---	---	---	---	---	---	---	1,449,596	
ETEBOR	NATIONAL BANK (CR)	38,000	---	---	---	---	---	---	13,097,735	
OPAPBOR	OPAP (CR)	3,000	---	---	---	---	---	---	1,670,613	
OPTIMABOR	OPTIMA BANK (CR)	2,000	---	---	---	---	---	---	931,777	
HTOBOR	OTE (CR)	8,000	---	---	---	---	---	---	1,987,032	
PPABOR	P.P.A. S.A. (CR)	554	---	---	---	---	---	---	67,776	
TPEIRBOR	PIRAEUS FINANCIAL HOLD (CR)	---	---	---	---	---	---	---	13,323,927	
PPCBOR	PPC (CR)	63,030	---	---	---	---	---	---	1,469,484	
PROFBOR	PROFILE SA (CR)	---	---	---	---	---	---	---	5,839	
QUESTBOR	QUEST HOLDINGS (CR)	391	---	---	400	5.41%	---	---	31,475	
OLYMPBOR	TECHNICAL OLYMPIC SA (CR)	---	---	---	---	---	---	---	---	
TENERGYBOR	TERNA ENERGY (CR)	---	---	---	---	---	---	---	489,643	
EYAPSBOR	THESSALONIKA WATER & SEWERAGE	---	---	---	---	---	---	---	---	
PLATBOR	THRACE PLASTICS SA (CR)	---	---	---	---	---	---	---	1,596	
TITCBOR	TITAN CEMENT (CB)	1,300	---	---	---	---	---	---	201,682	
VIOBOR	VIOHALCO SA/NV (CB)	744	---	---	---	---	---	---	---	

Stock Lending Notes

[1] - Multilateral contracts Lending or Borrowing as per Methods 8-1, 8-2 and 8-3-3 (According to ATHEX BoD Resolution No.17)

[2] - Bilateral Contracts Lending or Borrowing as per Methods 8-3-1 and 8-3-2 & Contracts as per Method 4 (According to ATHEX BoD Resolution No.20)

[3] - The information concerning OTC Stock Borrowing Transactions is based on the statements of the Dematerialised Securities System (DSS) operators involved and refers to volumes that have been registered up until the previous working day.

[4] - Average Price (Volume weighted)

[5] - The Data concerning Open Interest before the start of trading session

Sectors codification for listed companies

12003-	ETF	10101010	Computer Services
10101015	Software	10102030	Computer Hardware
15101010	Telecommunications Equipment	15102015	Telecommunications Services
20101010	Health Care Facilities	20101025	Health Care Services
20102010	Medical Equipment	20103015	Pharmaceuticals
30101010	Banks	30202000	Diversified Financial Services
30202010	Asset Managers & Custodians	30202015	Investment Services
30204000	Closed End Investments	30302010	Full Line Insurance
30302015	Insurance Brokers	30302025	Property and Casualty Insurance
35101010	Real Estate Holding and Development	35101015	Real Estate Services
35102000	Diversified REITs	35102030	Office REITs
35102045	Retail REITs.	40201040	Rental & Leasing Services: Consumer
40202010	Home Construction	40202015	Household Furnishings
40202020	Household Appliance	40203040	Electronic Entertainment
40204020	Clothing & Accessories	40301010	Entertainment
40301030	Publishing	40301035	Radio & TV Broadcasters
40401010	Diversified Retailers	40401020	Apparel Retailers
40401025	Home Improvement Retailers	40401030	Specialty Retailers
40501010	Airlines	40501015	Travel & Tourism
40501020	Casinos & Gambling	40501025	Hotels & Motels
45101015	Distillers & Vintners	45101020	Soft Drinks
45102010	Farming Fishing Ranching & Plantations	45102020	Food Products
45103010	Tobacco	45201010	Food Retailers & Wholesalers
45201020	Personal Products	50101010	Construction
50101020	Building Roof/Wallboard and Plumbing	50101030	Cement
50101035	Building Materials: Other	50202010	Electrical Components
50203015	Plastics	50203030	Containers & Packaging
50204000	Machinery: Industrial	50204020	Machinery: Construction & Handling
50205010	Industrial Suppliers	50205020	Back Office Support HR & Consulting
50205030	Forms & Bulk Printing Services	50206015	Commercial Vehicles & Parts
50206030	Marine Transportation	50206060	Transportation Services
55101000	Diversified Materials	55101020	Textile Products
55102000	General Mining	55102010	Iron & Steel
55102015	Metal Fabricating	55102035	Aluminum
60101020	Oil Refining and Marketing	65101010	Alternative Electricity
65101015	Conventional Electricity	65102000	Multi-Utilities
65102030	Water		



ATHEX
Athens Stock Exchange

Λεωφ. Αθηνών 110 104 42 Αθήνα
110, Athinon Ave. GR 104 42 Athens
tel. (+30)210-33.66.800, fax (+30)210-33.66.101
www.athexgroup.gr