

24

Ημερήσιο Δελτίο  
Συναλλακτικής Δραστηριότητας

Daily Official List  
of Trading Activity

Monday, 14 October, 2024

Year: 145 Trading Day No: 195



**ATHEXGROUP**  
Athens Exchange Group

**Disclaimer:**

Hellenic Exchanges-Athens Stock Exchange S.A. endeavours to ensure that the data and other material ("Information") presented on the Daily Official List are accurate and complete, but it is not liable for any errors or omissions of data or /and for the accuracy, credibility, updating and completeness of the aforesaid information nor it has any liability arising directly or indirectly from the use of the above Information.

The Company is not liable for the accuracy of the data included in listed companies' announcements. Only the sender of such an announcement is fully and solely liable for any infringement of third party's rights from the content of such announcement. All contents of the Daily Official List are provided only for information purposes and do not constitute investment advice or solicitation to invest in securities or other products listed for trading on the Exchange.

You acknowledge and agree that the Company is the owner of any property rights related to any Information appearing on the Daily Official List including intellectual property rights copyright, trademarks, etc.

The above data are a property of the Hellenic Exchanges-Athens Exchange and are copyright protected. Users are forbidden to reproduce, modify, copy, sale, transmit or redistribute, by all reproduction means and methods, part or the whole of the above data, without reference to their source.

The commercial exploitation of these data is, also, forbidden by third parties. Hellenic Exchanges-Athens Exchange does not carry any responsibility, direct or indirect, derived from usage or accidental alteration of the above data when used by third parties.

---

**Hellenic Exchanges – Athens Stock Exchange S.A.**

110 Athinon Ave., 10442 Athens, Tel: (210) 33.66.800, Fax: (210) 32.13.938

[www.athexgroup.gr](http://www.athexgroup.gr)

---

**Thessalonica Stock Exchange Center (T.S.E.C)**

16-18 Katouni Str., Thessalonica 546 25 Tel: (2310) 567.667, Fax: (2310) 530.545

---

**Athex Members Guarantee Fund**

14-16 Fidiou Str., Athens 106 78, Tel: (210) 33.04.682, Fax: (210) 33.04.155

---

**Hellenic Republic Capital Market Commission**

1 Kolokotroni Str. & 1 Stadiou Str., Athens 10562 Tel: (210) 33.77.100 Fax: (210) 33.77.173

---

**Table of Contents**

---

**Section 1: Statistical Figures of Securities, Derivatives and Lending**

Summary of Markets

Athex Indices

Analytic Figures for Athex Market's Boards and Categories

Trading Details by Athex Sectors and Financial Instruments (ETFs)

Top 10 best &amp; worst performing Shares

Derivatives Summary

**Section 2: Analytic Figures of Shares Transactions**

Analytic Figures of Shares Transactions

Shares' Notes

**Section 3: Figures of Securities Transactions**

Securities Blocks Details

Shares Rights Details

Stock Borrowing

Forced Sales Details

Forced Sales Registered Shares

Exchange Traded Funds (ETFs) Characteristics

**Section 5: Bonds traded in Fixed Income Assets Market**

Convertible Corporate Bonds - Regulated Market

Non Convertible Corporate Bonds - Regulated Market

Government Bonds

Treasury Bills &amp; Zero Coupon Government Bonds

Government Bonds Traded with the Open Outcry Method

State Banks Bonds

**Section 6: Additional Infos**

Athex &amp; ATHEXClear Members List

List of Stocks under Market Making operations

**Section 7: Derivatives Market Analytic Figures**

Index Futures

Stock Futures

Index Options

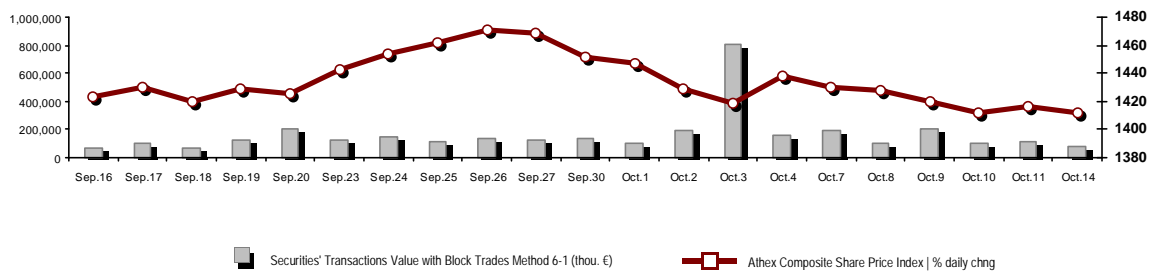
Stock Options

Stock Lending Analytic Figures

**Appendix A: Sectors codification for listed companies**

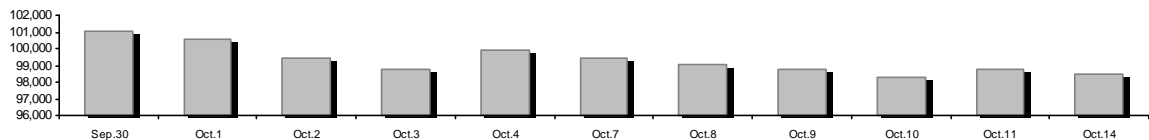
## Summary of Markets

Athex Composite Share Price Index vs Shares and Derivatives Transactions Value

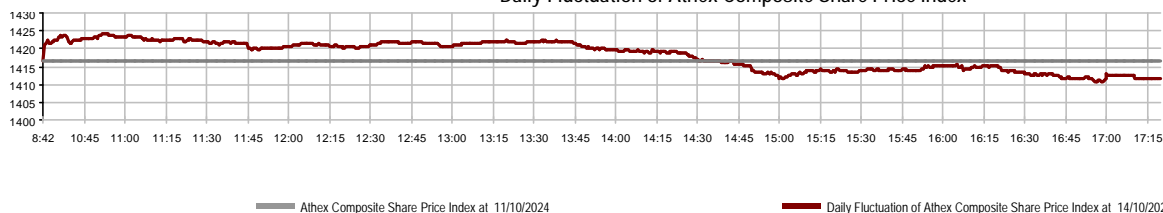


Athex Capitalisation (mill. €) **:	98,444.53	Derivatives Total Open Interest	456,183
Daily change: mill. €   %	-278.85 -0.28%	in Index Futures   % daily chng	5,720 -0.97%
Yearly Avg Capitalisation: mill. €   % chng prev year Avg	97,452.57 21.23%	in Stock Futures   % daily chng	448,788 -0.17%
Athex Composite Share Price Index   % daily chng	1,411.49 -0.37%	in Index Options   % daily chng	1,033 8.62%
Athex Composite Share Price Index Capitalisation (mill. €)	91,480.40	in Stock Options   % daily chng	642 0.16%
Daily change (mill. €)	-290.67		
Securities' Transactions Value with Block Trades Method 6-1 (t)	80,989.07	Derivatives Contracts Volume:	15,440
Daily change: %	-29,812.84 -26.91%	Daily change: pieces   %	3,664 31.11%
YtD Avg Trans. Value: thou. €   % chng prev year Avg	131,691.16 20.19%	YtD Avg Derivatives Contracts % chng prev year Avg	37,095 -15.62%
Blocks Transactions Value of Method 6-1 (thou. €)	3,085.73	Derivatives Trades Number:	1,067
Blocks Transactions Value of Method 6-2 & 6-3 (thou. €)	0.00	Daily change: number   %	154 16.87%
Bonds Transactions Value (thou.€)	722.01	YtD Avg Trades number % chng prev year Avg	1,862 -20.13%
Securities' Transactions Volume with Block Trades Method 6-1 (tho)	17,128.31	Lending Total Open Interest	250,685
Daily change: thou. pieces   %	-7,606.41 -30.75%	Daily change: pieces   %	3,411 1.38%
YtD Avg Volume: % chng prev year Avg	28,526.73 -15.15%	Lending Volume (Multilateral/Bilateral)	202,346
Blocks Transactions Volume of Method 6-1 (thou. Pieces)	526.91	Daily change: pieces   %	197,746
Blocks Transactions Volume of Method 6-2 & 6-3 (thou. Pieces)	0.00	Multilateral Lending	17,346
Bonds Transactions Volume	730,000	Bilateral Lending	185,000
Securities' Trades Number with Block Trades Method 6-1	26,521	Lending Trades Number:	11
Daily change: number   %	-3,289 -11.03%	Daily change: %	4
YtD Avg Trades number % chng prev year Avg	36,934 1.96%	Multilateral Lending Trades Number	7
Number of Blocks Method 6-1	5	Bilateral Lending Trades Number	4
Number of Blocks Method 6-2 & 6-3	0		
Number of Bonds Transactions	213		

Athex Capitalisation (mill. €) \*\*



Daily Fluctuation of Athex Composite Share Price Index



## Athex Indices

Index name	14/10/2024	11/10/2024	pts.	%	Min	Max	Year min	Year max	Year change
Athex Composite Share Price Index	1,411.49 €	1,416.78	-5.29	-0.37%	1,410.77	1,424.19	1,293.14	1,505.35	9.15% #
Athex Composite Index Total Return Index	2,662.59 €	2,672.56	-9.97	-0.37%	2,661.24	2,686.54	2,355.44	2,789.06	13.04% #
Athex ESG Index	1,605.19 €	1,612.34	-7.15	-0.44%	1,605.19	1,622.50	1,471.77	1,722.97	9.07% #
ATHEX Alternative Market Price Index	14,648.60 #	14,077.86	570.74	4.05%	14,077.86	14,819.38	9,352.11	15,435.43	56.63% #
FTSE/Athex Large Cap	3,420.04 €	3,436.16	-16.12	-0.47%	3,420.04	3,457.91	3,122.79	3,665.50	9.52% #
FTSE/Athex Mid Cap Index	2,288.45 #	2,282.18	6.27	0.27%	2,278.31	2,298.96	2,054.77	2,459.55	1.67% #
FTSE/ATHEX High Dividend Yield Index	3,870.27 #	3,861.53	8.74	0.23%	3,861.53	3,894.65	3,629.54	4,217.66	2.62% #
FTSE/Athex Market Index	816.46 €	819.95	-3.49	-0.43%	816.46	824.88	746.82	875.18	9.32% #
FTSE/Athex Banks	1,189.54 €	1,206.76	-17.22	-1.43%	1,189.54	1,216.38	1,057.67	1,354.57	12.05% #
FTSE/ATHEX TECHNOLOGY & TELECOMMUNICAT	5,726.04 #	5,693.25	32.79	0.58%	5,693.25	5,761.23	4,915.95	5,822.95	12.88% #
FTSE/ATHEX FINANCIAL SERVICES	5,586.71 €	5,665.36	-78.65	-1.39%	5,586.71	5,709.77	4,996.31	6,357.41	11.42% #
FTSE/ATHEX REAL ESTATE	4,948.10 #	4,944.17	3.93	0.08%	4,936.67	4,956.65	4,507.00	5,120.52	-0.25% €
FTSE/ATHEX CONSUMER DISCRETIONARY	5,070.25 #	5,047.93	22.32	0.44%	5,047.93	5,103.94	4,663.68	5,557.48	1.09% #
FTSE/ATHEX CONSUMER STAPLES	6,476.89 #	6,461.89	15.00	0.23%	6,461.89	6,509.88	5,069.68	6,604.22	27.29% #
FTSE/ATHEX INDUSTRIALS	6,382.55 €	6,436.10	-53.55	-0.83%	6,363.84	6,471.95	5,044.08	6,784.09	25.61% #
FTSE/ATHEX BASIC MATERIALS	4,764.91 €	4,766.50	-1.59	-0.03%	4,764.45	4,820.38	4,369.10	5,876.05	-2.15% €
FTSE/ATHEX ENERGY & UTILITIES	4,792.97 €	4,816.76	-23.79	-0.49%	4,786.40	4,854.96	4,536.38	5,474.06	-3.90% €
Athex All Share Index	326.77 €	327.69	-0.92	-0.28%	326.77	326.77	304.60	347.29	8.20% #
Hellenic Mid & Small Cap Index	2,026.53 €	2,028.47	-1.94	-0.10%	2,021.90	2,041.84	1,881.89	2,157.15	5.06% #
FTSE/Athex Large Cap Total Return	5,867.35 €	5,895.01	-27.66	-0.47%			5,201.70	6,187.73	13.55% #
FTSE/Athex Mid Cap Total Return	3,133.75 #	3,125.16	8.59	0.27%			2,872.41	3,302.69	3.38% #
MSCI GREECE REBASED	5,300.82 €	5,348.00	-47.18	-0.88%	5,300.82	5,386.53	4,964.20	5,837.84	6.34% #
Hellenic Corporate Bond Index	136.69 #	136.60	0.09	0.07%			129.54	136.69	5.44% #
Hellenic Corporate Bond Price Index	93.09 #	93.04	0.05	0.06%			90.52	93.15	2.70% #

Note 1: FTSE/Med 100, Hellenic Corporate Bond Price Index and Hellenic Corporate Bond Index closing prices refer to the previous trading day of 10/10/2024.

Note 2: The Hellenic Mid & Small Cap Index is a Customized index calculated by the Athens Exchange.

## Analytic Figures for Athex Market's Boards and Categories

	Total Traded Securities	Main Market	Surveillance	Exchange Traded Funds (ETFs)
Totals	123	118	4	1
Gain / Lose / Same:	50 / 50 / 23	49 / 48 / 21	0 / 2 / 2	1 / 0 / 0
Athex Capitalisation (mill. €) **	98,444.53	98,377.17	67.36	
Daily Average Trans/ons Value(thou.€)	131,691.16	131,578.70	30.64	243.12
Transactions Value	80,989.07	80,830.10	21.01	137.96
Main Board:	77,903.34	77,744.37	21.01	137.96
Blocks Board 6_2_3:	3,085.73	3,085.73	0.00	0.00
Forced Sales Board:	0.00	0.00	0.00	0.00
Special Terms Board:	0.00	0.00	0.00	0.00
Daily Average Transactions Volume	28,526,733	28,403,535	136,697	7,020
Transactions Volume	17,128,309	17,025,442	98,846	4,021
Main Board:	16,601,397	16,498,530	98,846	4,021
Blocks Board 6_2_3:	526,912	526,912	0	0
Forced Sales Board:	0	0	0	0
Special Terms Board:	0	0	0	0
Daily Average Number of Trades	36,934	36,832	58	45
Number of Trades	26,521	26,459	32	30
Main Board:	26,516	26,454	32	30
Blocks Board 6_2_3:	5	5	0	0
Forced Sales Board:	0	0	0	0
Special Terms Board:	0	0	0	0

## Trading Details by Athex Sectors and Financial Instruments (ETFs)

Code	Sectors	Gain / Lose / Same	Number of Trades	Transactions Volume	Transactions Value	% of Total Trans. Value
3010	- Banks	3 / 5 / 0	11,077	12,847,171	46,757,884.71	57.73%
5510	- Basic Resources	5 / 5 / 2	579	210,629	594,325.72	0.73%
5010	- Construction & Materials	5 / 6 / 4	2,340	704,623	2,973,991.62	3.67%
4020	- Consumer Products & Services	3 / 0 / 3	225	31,274	98,965.58	0.12%
6010	- Energy	1 / 1 / 2	1,271	255,772	3,555,474.44	4.39%
12000	- Financial Instruments	1 / 0 / 0	30	4,021	137,958.71	0.17%
3020	- Financial Services	3 / 1 / 0	301	46,530	218,048.32	0.27%
4510	- Food Beverage & Tobacco	4 / 2 / 1	314	67,286	778,353.99	0.96%
2010	- Health Care	0 / 3 / 0	77	29,858	26,904.48	0.03%
5020	- Industrial Goods & Services	3 / 10 / 3	1,946	554,390	3,620,760.98	4.47%
3030	- Insurance	1 / 0 / 0	16	1,229	5,361.25	0.01%
4030	- Media	1 / 0 / 1	65	60,849	32,178.90	0.04%
4520	- Personal Care, Drug & Grocery Stores	0 / 2 / 0	190	23,846	227,220.33	0.28%
3510	- Real Estate	4 / 4 / 3	743	199,482	828,326.69	1.02%
4040	- Retail	3 / 2 / 2	810	119,380	2,063,742.69	2.55%
1010	- Technology	3 / 5 / 2	909	225,522	949,257.76	1.17%
1510	- Telecommunications	2 / 0 / 0	942	204,068	3,239,950.72	4.00%
4050	- Travel & Leisure	4 / 2 / 0	1,356	785,296	3,768,437.86	4.65%
6510	- Utilities	4 / 2 / 0	3,330	757,083	11,111,924.75	13.72%

## Top 10 best &amp; worst performing Shares

## Main Market

With positive Price change	Closing price	change	With negative Price change	Closing price	change
DOMIKI KRITIS SA (CR)	2.88	5.49% #	CENERGY HOLDINGS (CB)	9.1	-2.78% €
LOULIS FOOD (CR)	2.85	5.17% #	NATIONAL BANK (CR)	7.266	-2.47% €
QUEST HOLDINGS (CR)	5.34	5.12% #	KEKROPS SA (CR)	1.385	-2.47% €
ATTICA BANK S.A. (CR)	2.7	3.05% #	PPC (CR)	11.4	-2.06% €
FOURLIS (CR)	3.835	2.13% #	EUROBANK HOLDINGS (CR)	1.9535	-1.81% €
FLEXOPACK SA (CR)	7.7	1.99% #	ALUMIL (CR)	2.98	-1.32% €
AEGEAN AIRLINES (CR)	10.22	1.89% #	AUSTRIACARD (CB)	5.69	-1.21% €
ATTICA HOLDINGS (CR)	2.21	1.84% #	MOTOR OIL (CR)	20.58	-0.96% €
ANDROMEDA SA (CR)	6.64	1.53% #	NOVAL PROPERTY REIC (CR)	2.595	-0.95% €
CC HBC AG (CR)	33.26	1.40% #	THESSALONIKA WATER & SEWERAGE	3.16	-0.94% €
With the highest Transactions Value	Value (thou. €)	change	With the highest Transactions Volume	Volume	change
NATIONAL BANK (CR)	25,530.15	-2.47% €	NATIONAL BANK (CR)	3,483,170	-2.47% €
PIRAEUS FINANCIAL HOLD (CR)	8,148.89	-0.70% €	ALPHA SERVICES HOLD (CR)	3,482,500	0.17% #
EUROBANK HOLDINGS (CR)	6,588.72	-1.81% €	EUROBANK HOLDINGS (CR)	3,358,354	-1.81% €
ALPHA SERVICES HOLD (CR)	5,151.29	0.17% #	PIRAEUS FINANCIAL HOLD (CR)	2,202,273	-0.70% €
PPC (CR)	4,784.63	-2.06% €	INTRALOT (CR)	563,536	0.55% #
METLEN ENERGY & METALS (CR)	4,509.45	0.30% #	PPC (CR)	416,728	-2.06% €
OTE (CR)	3,239.10	0.06% #	CENERGY HOLDINGS (CB)	328,790	-2.78% €
CENERGY HOLDINGS (CB)	3,009.52	-2.78% €	IKTINOS HELLAS SA (CR)	294,082	0.17% #
MOTOR OIL (CR)	2,798.33	-0.96% €	OTE (CR)	203,932	0.06% #
OPAP (CR)	2,634.29	-0.32% €	ATTICA BANK S.A. (CR)	195,384	3.05% #

Note: Stocks that are not included in the "Under Supervision" category, and the transactions value is more than 10,000 €.

## Derivatives Summary

	Number of Trades	Volume	Open Interest
<b>Index Futures</b>	<b>185</b>	<b>1,793</b>	<b>5,720</b>
FTSE/Athex Banks	6	37	1,565
FTSE/Athex Large Cap	179	1,756	4,132
MSCI GREECE REBASED	0	0	23
<b>Stock Futures</b>	<b>877</b>	<b>13,600</b>	<b>448,788</b>
ADMIE (IPTO) HOLDING S.A. (CR)	11	59	28,929
AEGEAN AIRLINES (CR)	20	87	3,443
ALPHA SERVICES HOLD (CR)	80	3,971	178,859
ATHENS INTL AIRPORT (CR)	1	1	817
AUTOHELLAS SA (CR)	0	0	113
AVAX S.A. (CR)	0	0	1,201
CC HBC AG (CR)	0	0	141
CENERGY HOLDINGS (CB)	37	198	4,171
ELLAKTOR (CR)	17	144	3,358
ELVALHALCOR (CR)	2	11	4,371
EUROBANK HOLDINGS (CR)	23	654	19,172
EYDAP S.A. (CR)	1	5	4,047
FOURLIS (CR)	1	10	945
GEK TERNA (CR)	22	66	11,197
HELLENIC EXCHANGES-A.S.E. (CR)	6	19	3,569
HELLENIQ ENERGY (CR)	6	51	5,028
INTRACOM HOLDINGS (CR)	10	67	7,472
INTRAKAT (CR)	7	23	2,155
JUMBO SA (CR)	3	4	127
LAMDA DEVELOPMENT SA (CR)	9	28	6,294
METLEN ENERGY & METALS (CR)	53	146	3,884
MIG (CR)	4	20	107
MOTOR OIL (CR)	37	126	6,773
NATIONAL BANK (CR)	223	2,003	17,959
OPAP (CR)	3	9	892
OPTIMA BANK (CR)	1	5	67
OTE (CR)	4	4	2,674
P.P.A. S.A. (CR)	0	0	74
PIRAEUS FINANCIAL HOLD (CR)	214	5,514	88,024
PPC (CR)	57	277	21,084
QUEST HOLDINGS (CR)	2	2	177
TERNA ENERGY (CR)	0	0	16,632
TITAN CEMENT (CB)	10	31	393
VIOHALCO SA/NV (CB)	13	65	4,639
<b>Index Options</b>	<b>5</b>	<b>47</b>	<b>1,033</b>
FTSE/Athex Large Cap	5	47	1,033
<b>Stock Options</b>	<b>0</b>	<b>0</b>	<b>642</b>
ALPHA SERVICES HOLD (CR)	0	0	0
NATIONAL BANK (CR)	0	0	374
OPAP (CR)	0	0	121
OTE (CR)	0	0	15
PIRAEUS FINANCIAL HOLD (CR)	0	0	4
PPC (CR)	0	0	128
<b>Total Derivatives Traded</b>	<b>1,067</b>	<b>15,440</b>	<b>456,183</b>











## Shares' Notes

Code	Note text
( )	- Adjusted dividends.
*	- Last adjusted closing price.
[1]	- Net dividends.
[2]	- The "Date of Last Coupon" for New listings refers to the date company's stocks started to trade in Athex
[3]	- The Company Market Value is referred to the number of outstanding shares
[4]	- Sectors codification can be found in Appendix A
[5]	- The Market Value refers to the total number of shares listed (including their several classes) in the exchange by the company.
[6]	- P/E greater than 100
[7]	- Last view of the Order Book before the end of the trading session
[8]	- All Blocks Methods' Transactions Value are included.
4750	- Transfer to the Under Surveillance Category from 8/4/2011.
5093	- Transfer to the Surveillance Category as of 8/4/2015.
5141	- Transfer to the Surveillance Category as of 10/05/2017.
5160	- Transfer to the Surveillance Category as of 15/04/2016.
5165	- Transfer to the Surveillance Category as of 15/02/2018.
5193	- Transfer to the Surveillance Category as of 25/10/2018.
5197	- Transfer to the Surveillance Category as of 07/11/2018.
5232	- Transfer to the Under Surveillance Category from 08/04/2011.
5233	- Suspension of trading as of 13/05/2020.
5248	- Transfer to the Surveillance Category as of 06/09/20116.
5253	- Transfer to the Surveillance Category as of 14/5/2021.
5275	- Transfer to the Surveillance Category as of 09/07/2020.

### Securities Blocks Details

Securities	Block Volume	Price	Block Trade Value	Time of approval	Note
NATIONAL BANK (CR)	45,000	7.48	336,420.00	10:42:25	20
EUROBANK HOLDINGS (CR)	200,000	1.97	393,000.00	15:45:39	20
NATIONAL BANK (CR)	66,639	7.34	489,130.26	16:17:25	20
NATIONAL BANK (CR)	195,273	7.45	1,454,783.85	17:11:49	20
MOTOR OIL (CR)	20,000	20.62	412,400.00	17:13:01	20

### Blocks Notes

- 9 - Method 6-1 / Special Fees
- 10 - Method 6-1 / Special Fees, SDS
- 14 - Method 6-3 / Settlement, Incomplete Buy and Sell
- 18 - Method 6-2 / SPOT 1
- 19 - Method 6-2 / SPOT 2
- 20 - Method 6-1 and Method 6-1 Same Day Settlement
- 21 - Other Pre-agreed

**Shares Rights Details**

Occured date	Exercise from	Exercise until	Trading until	Rights	Price min	Price max	Closing price	Last Bid	Last Ask	Volume	Trades	Transactions Value
--------------	---------------	----------------	---------------	--------	-----------	-----------	---------------	----------	----------	--------	--------	--------------------

No Rights Transactions.

---

**Forced Sales Details**

---

Securities	Category of Security	Transactions Volume	Number of Trades	Transactions Value	Note
------------	----------------------	------------------------	---------------------	-----------------------	------

---

No Forced Transactions.

---

---

**Forced Sales Notes**

---

- 1 - Compulsory Public Forced Sales
- 2 - Forced Sales of Fixed Registered Shares
- 3 - Forced Sales of Remaining Fractional Shares



## Exchange Traded Funds (ETFs) Characteristics

	Transactions Date (T)	Creation / Redemption	Units (T-1)	New Units (T-1)	Redemption Units (T-1)	Units (T) [1]	Fund Assets [2]	Net Unit Price	Dividend per Unit	Dividend Date
ALPHA ETF FTSE Athex Large Cap	14/10/2024	5,000	971,502	---	---	971,502	33,312,810.00	34.2900	1.35	01/07/2024

## ETFs Notes

[1] - Units (T) = Units (T-1) + New Units (T-1) - Redemption Units (T-1)

[2] - The Creation / Redemption Units of T-1 are included.

## Non Convertible Corporate Bonds - Regulated Market

Num Listed Bonds	Nominal price	Issue price	Today's Rate	Exp. Date	Duration (years)	Note	Coupon		Trading Unit	Corporate Bonds	Accrued Int.	Yield.T.Mat	Price min	Price max	Closing price	Previous closing price/date	Volume	Transactions Value	Last order		ear min	Year max		
							Common	Preferred											Price	Buy / Sell			Date	
230,000	1,000.00	1,000.00	4.70	12/07/2029	7	---	5	---	1	LAMDA DEVELOPMENT S.A. (Non convertible)	12.5333	3.9270	101.0001	102.1000	101.4180	101.0680	11/10/2024	50,000	51,335.67	101.2000	B	14/10/2024	97.0000	103.1000
320,000	1,000.00	1,000.00	3.40	21/07/2027	7	---	9	---	1	LAMDA DEVELOPMENT S.A. (Non Convertible)	8.1222	3.8760	97.3000	97.5200	97.3621	97.3910	11/10/2024	68,000	66,758.51	97.5200	B	14/10/2024	92.0000	98.4998
200,000	1,000.00	1,000.00	2.10	27/10/2027	7	---	8	---	1	O.P.A.P. S.A. (Non Convertible)	9.9167	3.2630	95.9750	96.0000	95.9777	94.5970	11/10/2024	11,000	10,666.63	94.8400	B	14/10/2024	90.5800	96.6000
200,000	1,000.00	1,000.00	1.90	23/03/2028	7	---	8	---	1	MOTOR OIL CORINTH REFINERIES SA (Non Convertible)	1.2139	3.3460	94.6999	95.0000	94.7639	95.0000	11/10/2024	23,000	21,823.61	94.0101	B	14/10/2024	90.8477	95.0000
100,000	1,000.00	1,000.00	2.70	25/05/2026	5	---	7	---	1	COSTAMARE PARTICIPATIONS PLC (Non Convertible)	10.6500	1.9890	100.5000	101.0000	100.8333	98.9140	11/10/2024	6,000	6,113.90	99.5500	B	14/10/2024	94.2567	101.0000
300,000	1,000.00	1,000.00	2.30	20/07/2028	7	---	7	---	1	PRODEA REIC S.A.(Non Convertible)	5.4944	4.1860	92.7500	92.8500	92.7500	92.5440	11/10/2024	11,000	10,269.94	92.7500	B	14/10/2024	86.1234	92.8900
150,000	1,000.00	1,000.00	2.65	22/10/2026	5	---	6	---	1	CPLP SHIPPING HOLDINGS PLC (Non Convertible)	13.0292	4.2910	96.1000	96.8000	96.2600	96.1000	11/10/2024	33,000	32,290.96	96.2601	B	14/10/2024	93.0000	97.0000
250,000	1,000.00	1,000.00	2.45	16/11/2028	7	---	6	---	1	ELVALHALCOR S.A. (Non Convertible)	10.4125	3.5470	93.2500	95.1049	95.1049	93.7000	11/10/2024	66,000	62,521.29	94.2500	B	14/10/2024	88.4206	97.3000
120,000	1,000.00	1,000.00	2.65	06/12/2028	7	---	6	---	1	NOVAL PROPERTY REIC (Non Convertible)	9.7167	4.0240	93.9000	94.0391	93.9484	93.7000	11/10/2024	35,000	33,222.04	93.7000	B	14/10/2024	88.5000	95.2731
500,000	1,000.00	1,000.00	2.75	03/07/2027	7	---	9	---	1	GEK TERNA S.A. (Non Convertible)	8.0208	3.6120	95.9000	97.0000	96.7578	96.6320	11/10/2024	118,000	114,880.70	96.0001	B	14/10/2024	91.5500	97.0000
100,000	1,000.00	1,000.00	2.95	11/02/2027	5	---	6	---	1	SAFE BULKERS PARTICIPATIONS PLC (Non Convertible)	5.3264	4.2280	96.3500	96.8900	96.5300	97.0000	11/10/2024	3,000	2,911.88	96.3500	B	14/10/2024	92.0000	97.9900
120,000	1,000.00	1,000.00	3.95	04/04/2025	7	---	14	---	1	GEK TERNA S.A. (Non Convertible)	1.3167	3.2450	99.9000	99.9500	99.9323	99.8320	10/10/2024	31,000	31,019.82	99.8601	B	14/10/2024	98.1282	100.1500
100,000	1,000.00	1,000.00	4.40	26/07/2029	7	---	5	---	1	CPLP SHIPPING HOLDINGS PLC (Non Convertible)	10.0222	4.2030	99.1000	99.6000	99.1167	99.5590	11/10/2024	43,000	43,155.50	99.1000	B	14/10/2024	95.0948	101.4999
199,375	1,000.00	1,000.00	3.60	12/03/2026	7	---	12	---	1	AEGEAN AIRLINES S.A. (Non Convertible)	3.4000	3.0930	99.8300	99.8300	99.8300	99.1090	10/10/2024	3,000	3,005.10	99.5000	B	14/10/2024	97.1458	100.2000
150,000	1,000.00	1,000.00	2.60	22/10/2026	7	---	10	---	1	TERNA ENERGY FINANCE S.A. (Non Convertible)	12.7833	3.6890	97.0000	97.0000	97.0000	97.3800	11/10/2024	2,000	1,965.57	97.1000	B	14/10/2024	92.8293	97.9900
100,000	1,000.00	1,000.00	2.80	25/01/2027	5	---	6	---	1	PREMIA S.A. (Non Convertible)	6.4556	4.7790	95.1002	95.1200	95.1079	96.1400	11/10/2024	23,000	22,023.31	95.1700	B	14/10/2024	90.9974	97.8048
500,000	1,000.00	1,000.00	4.00	10/07/2030	7	---	3	---	1	METLEN ENERGY & METALS S.A. (Non Convertible)	10.8889	3.6270	100.5300	100.9999	100.8976	100.6800	11/10/2024	169,000	172,245.41	100.8000	B	14/10/2024	98.3001	101.7900
100,000	1,000.00	1,000.00	5.50	15/12/2028	5	---	2	---	1	IDEAL HOLDINGS S.A. (Non Convertible)	18.4861	4.4400	103.0000	103.2000	103.0400	103.0000	11/10/2024	13,000	13,635.32	102.7500	B	14/10/2024	100.6502	104.1000

## Corporate Bonds Notes

Transactions Volume = (Pieces) \* (Nominal Price). Transactions Value = (Pieces) \* (Nominal Price) \* (price %) + (Accrued interest).

The price of a Bond is stated as a percentage (%) of Bond's Nominal Price.

Nominal Price in Euros (€), except if it is noted differently.

## Non Convertible Corporate Bonds - Regulated Market

Num Listed Bonds	Nominal price	Issue price	Today's Rate	Exp. Date	Duration (years)	Note	Coupon		Trading Unit	Corporate Bonds	Accrued Int.	Yield.T.Mat	Price min	Price max	Closing price	Previous closing price/date	Volume	Transactions Value	Last order		ear min	Year max		
							Common	Preferred											Price	Buy / Sell			Date	
200,000	1,000.00	1,000.00	4.25	23/01/2029	5	---	2	---	1	AUTOHELLAS S.A. (Non Convertible)	10.0347	3.9850	100.0000	101.0000	100.5208	100.1000	11/10/2024	12,000	12,182.92	101.1000	B	14/10/2024	97.5000	101.0000
130,000	1,000.00	1,000.00	6.00	27/02/2029	5	---	2	---	1	INTRALOT S.A. (Non Convertible)	8.3333	4.9850	102.9900	103.0000	102.9950	102.0000	11/10/2024	6,000	6,229.70	102.5000	B	14/10/2024	100.0050	103.1000
300,000	1,000.00	1,000.00	2.30	14/12/2028	7	---	6	---	1	GEK TERNA S.A. (Non Convertible)	7.9222	3.9850	92.9500	92.9500	92.9500	92.9900	11/10/2024	4,000	3,749.69	92.6010	B	14/10/2024	86.5021	92.9900

## Corporate Bonds Notes

Transactions Volume = (Pieces) \* (Nominal Price). Transactions Value = (Pieces) \* (Nominal Price) \* (price %) + (Accrued interest).

The price of a Bond is stated as a percentage (%) of Bond's Nominal Price.

Nominal Price in Euros (€), except if it is noted differently.

## Government Bonds

Number Listed Bonds	Nominal price	Today's Rate	Accrued Interest Calc	Exp. Date [1]	Duration (years)	Note	Coupons Date	Curr. coupon value	Trading Unit	Government Bonds	Price min	Price max	Closing price	Previous closing price/date	Volume	Transactions Value	Price	Last order Buy / Sell	Date
3,000,000	1,000.00	4.13	Actual/Actual	15/06/2054	30	---	15/06	4.13	1	GGB-FXD-150654-30Y-4.125-1.000	---	---	---	---	---	---	---	---	---
4,700,000	1,000.00	1.88	Actual/Actual	04/02/2035	15	---	04/02	1.88	1	GGB-FXD-040235-15Y-1.875-1.000	---	---	---	---	---	---	---	---	---
6,000,000	1,000.00	0.75	Actual/Actual	18/06/2031	10	---	18/06	0.75	1	GGB-FXD-180631-10Y-0.750-1.000	---	---	---	---	---	---	---	---	---
3,600,000	1,000.00	3.88	Actual/Actual	15/06/2028	5	---	15/06	3.88	1	GGB-FXD-150628-05Y-3.875-1.000	---	---	---	---	---	---	---	---	---
5,962,747,327	1.00	3.75	Actual/Actual	30/01/2028	10	---	/02 - 01/02 - 31/	3.75	1	GGB-FXD-300128-10Y-3.750-1.000	---	---	---	85.4610 13/07/2018	---	---	1.0000	B	28/11/2018
7,067,309,386	1.00	3.90	Actual/Actual	30/01/2033	15	---	/02 - 01/02 - 31/	3.90	1	GGB-FXD-300133-15Y-3.900-1.000	---	---	---	78.6730 13/07/2018	---	---	1.0000	B	28/11/2018
5,622,848,349	1.00	4.00	Actual/Actual	30/01/2037	19	---	/02 - 01/02 - 31/	4.00	1	GGB-FXD-300137-19Y-4.000-1.000	---	---	---	77.0370 13/07/2018	---	---	1.0000	B	28/11/2018
5,476,770,669	1.00	4.20	Actual/Actual	30/01/2042	24	---	/02 - 01/02 - 31/	4.20	1	GGB-FXD-300142-24Y-4.200-1.000	---	---	---	77.7640 13/07/2018	---	---	1.0000	B	28/11/2018
4,450,000	1,000.00	3.38	Actual/Actual	15/06/2034	10	---	15/06	3.38	1	GGB-FXD-150634-10Y-3.375-1.000	---	---	---	---	---	---	---	---	---
40,248,141	1.00	4.30	Actual/Actual	24/02/2025	13	---	24/02	4.30	1	GGB-FXD-240225-13Y-2.000-1.000	---	---	---	10.0000 22/06/2015	---	---	---	---	---
59,586,043	1.00	4.30	Actual/Actual	24/02/2026	14	---	24/02	4.30	1	GGB-FXD-240226-14Y-2.000-1.000	---	---	---	10.0000 22/06/2015	---	---	---	---	---
41,118,344	1.00	4.30	Actual/Actual	24/02/2027	15	---	24/02	4.30	1	GGB-FXD-240227-15Y-2.000-1.000	---	---	---	10.0000 22/06/2015	---	---	---	---	---
45,137,734	1.00	4.30	Actual/Actual	24/02/2028	16	---	24/02	4.30	1	GGB-FXD-240228-16Y-2.000-1.000	---	---	---	10.0000 22/06/2015	---	---	---	---	---
61,768,888	1.00	4.30	Actual/Actual	24/02/2029	17	---	24/02	4.30	1	GGB-FXD-240229-17Y-2.000-1.000	---	---	---	10.0000 22/06/2015	---	---	---	---	---
54,567,744	1.00	4.30	Actual/Actual	24/02/2030	18	---	24/02	4.30	1	GGB-FXD-240230-18Y-2.000-1.000	---	---	---	10.0000 22/06/2015	---	---	---	---	---
37,541,515	1.00	4.30	Actual/Actual	24/02/2031	19	---	24/02	4.30	1	GGB-FXD-240231-19Y-2.000-1.000	---	---	---	10.0000 22/06/2015	---	---	---	---	---
37,558,317	1.00	4.30	Actual/Actual	24/02/2032	20	---	24/02	4.30	1	GGB-FXD-240232-20Y-2.000-1.000	---	---	---	10.0000 22/06/2015	---	---	---	---	---
37,473,732	1.00	4.30	Actual/Actual	24/02/2033	21	---	24/02	4.30	1	GGB-FXD-240233-21Y-2.000-1.000	---	---	---	10.0000 22/06/2015	---	---	---	---	---
33,888,293	1.00	4.30	Actual/Actual	24/02/2034	22	---	24/02	4.30	1	GGB-FXD-240234-22Y-2.000-1.000	---	---	---	10.0000 22/06/2015	---	---	---	---	---
35,177,800	1.00	4.30	Actual/Actual	24/02/2035	23	---	24/02	4.30	1	GGB-FXD-240235-23Y-2.000-1.000	---	---	---	10.0000 22/06/2015	---	---	---	---	---
35,547,268	1.00	4.30	Actual/Actual	24/02/2036	24	---	24/02	4.30	1	GGB-FXD-240236-24Y-2.000-1.000	---	---	---	10.0000 22/06/2015	---	---	---	---	---
40,246,306	1.00	4.30	Actual/Actual	24/02/2037	25	---	24/02	4.30	1	GGB-FXD-240237-25Y-2.000-1.000	---	---	---	10.0000 22/06/2015	---	---	---	---	---
37,643,952	1.00	4.30	Actual/Actual	24/02/2038	26	---	24/02	4.30	1	GGB-FXD-240238-26Y-2.000-1.000	---	---	---	10.0000 22/06/2015	---	---	---	---	---
36,977,100	1.00	4.30	Actual/Actual	24/02/2039	27	---	24/02	4.30	1	GGB-FXD-240239-27Y-2.000-1.000	---	---	---	10.0000 22/06/2015	---	---	---	---	---
41,615,000	1.00	4.30	Actual/Actual	24/02/2040	28	---	24/02	4.30	1	GGB-FXD-240240-28Y-2.000-1.000	---	---	---	10.0000 22/06/2015	---	---	---	---	---
42,227,208	1.00	4.30	Actual/Actual	24/02/2041	29	---	24/02	4.30	1	GGB-FXD-240241-29Y-2.000-1.000	---	---	---	10.0000 22/06/2015	---	---	---	---	---
68,288,487	1.00	4.30	Actual/Actual	24/02/2042	30	---	24/02	4.30	1	GGB-FXD-240242-30Y-2.000-1.000	---	---	---	10.0000 22/06/2015	---	---	---	---	---
4,250,000	1,000.00	3.88	Actual/Actual	12/03/2029	10	---	12/03	3.88	1	GGB-FXD-120329-10Y-3.875-1.000	---	---	---	---	---	---	100.0000	B	15/10/2019
4,500,000	1,000.00	0.00	Actual/Actual	12/02/2026	5	---	12/02	0.00	1	GGB-FXD-120226-05Y-3.000-1.000	---	---	---	---	---	---	---	---	---
2,209,163	1,000.00	3.38	Actual/Actual	15/02/2025	7	---	15/02	3.38	1	GGB-FXD-150225-07Y-3.375-1.000	---	---	---	---	---	---	---	---	---
964,000	1,000.00	3.25	Actual/Actual	20/03/2025	6	---	20/03	3.25	1	GGB-FXD-200325-06Y-3.250-1.000	---	---	---	---	---	---	---	---	---
2,100,000	1,000.00	3.55	Actual/Actual	20/03/2026	7	---	20/03	3.55	1	GGB-FXD-200326-07Y-3.550-1.000	---	---	---	---	---	---	---	---	---
5,500,000	1,000.00	1.50	Actual/Actual	18/06/2030	10	---	18/06	1.50	1	GGB-FXD-180630-10Y-1.500-1.000	---	---	---	---	---	---	---	---	---
3,500,000	1,000.00	4.38	Actual/Actual	18/07/2038	15	---	18/07	4.38	1	GGB-FXD-180738-15Y-4.375-1.000	---	---	---	---	---	---	---	---	---

## Government Bonds Notes

Transactions Volume = (Pieces) \* (Nominal Price). Transactions Value = (Pieces) \* (Nominal Price) \* (price %) + (Accrued interest).

The Value of current coupon for the issues with NV 0.01 euro refers to NV 100 euros

FLR: Floating Interest Rate.

[1] - The Expiration Date of the interest bearing period and the Date for coupon payment.

## Government Bonds

Number Listed Bonds	Nominal price	Today's Rate	Accrued Interest Calc	Exp. Date [1]	Duration (years)	Note	Coupons Date	Curr. coupon value	Trading Unit	Government Bonds	Price min	Price max	Closing price	Previous closing price/date	Volume	Transactions Value	Price	Last order Buy / Sell	Date
40,000	1,000.00	3.91	FLR	Actual/360	18/09/2025	1	---	18/09 - 18/03	---	1	GGB-FLT-180925-01Y-3.915-1.000	---	---	---	---	---	---	---	---
5,364,250	1,000.00	3.25		Actual/Actual	20/03/2050	30	---	20/03	3.25	1	GGB-FXD-200350-30Y-3.250-1.000	---	---	---	---	---	---	---	---
3,924,361	1,000.00	2.00		Actual/Actual	22/04/2027	7	---	22/04	2.00	1	GGB-FXD-220427-07Y-2.000-1.000	---	---	---	---	---	99.9000	B	22/04/2020
2,500,000	1,000.00	1.88		Actual/Actual	23/07/2026	7	---	23/07	1.88	1	GGB-FXD-230726-07Y-1.875-1.000	---	---	---	---	---	---	---	---
4,900,000	1,000.00	4.25		Actual/Actual	15/06/2033	10	---	15/06	4.25	1	GGB-FXD-150633-10Y-4.250-1.000	---	---	---	---	---	---	---	---
3,500,000	1,000.00	1.88		Actual/Actual	24/01/2052	30	---	24/01	1.88	1	GGB-FXD-240152-30Y-1.875-1.000	---	---	---	---	---	---	---	---
3,700,000	1,000.00	1.75		Actual/Actual	18/06/2032	10	---	18/06	1.75	1	GGB-FXD-180632-10Y-1.750-1.000	---	---	---	---	---	---	---	---
2,200,000	1,000.00	1.13	FLR	Actual/360	15/12/2027	5	---	- 15/12 - 15/03 -	---	1	GGB-FLT-151227-05Y-1.130-1.000	---	---	---	---	---	102.1600	B	30/12/2022

## Government Bonds Notes

Transactions Volume = (Pieces) \* (Nominal Price). Transactions Value = (Pieces) \* (Nominal Price) \* (price %) + (Accrued interest).

The Value of current coupon for the issues with NV 0.01 euro refers to NV 100 euros

FLR: Floating Interest Rate.

[1] - The Expiration Date of the interest bearing period and the Date for coupon payment.

Treasury Bills & Zero Coupon Government Bonds

Issue Date	13-Week Maturity									26-Week Maturity									52-Week Maturity								
	Exp. Date	Initial Rate	Num Listed Bonds	Nominal price	Issue price	Last Trade Price	Last Trade Date	Volume Traded	Note	Exp. Date	Initial Rate	Num Listed Bonds	Nominal price	Issue price	Last Trade Price	Last Trade Date	Volume Traded	Note	Exp. Date	Initial Rate	Num Listed Bonds	Nominal price	Issue price	Last Trade Price	Last Trade Date	Volume Traded	Note
08/12/2023	---	---	---	---	---	---	---	---	---	---	---	---	---	---	---	---	---	---	06/12/2024	3.70	600,000	1,000.00	963.90	---	---	---	---
08/03/2024	---	---	---	---	---	---	---	---	---	---	---	---	---	---	---	---	---	---	07/03/2025	3.73	812,500	1,000.00	963.70	---	---	---	---
07/06/2024	---	---	---	---	---	---	---	---	---	---	---	---	---	---	---	---	---	---	06/06/2025	3.34	600,000	1,000.00	967.30	---	---	---	---
06/09/2024	---	---	---	---	---	---	---	---	---	---	---	---	---	---	---	---	---	---	05/09/2025	2.82	600,000	1,000.00	972.28	---	---	---	---

Bonds in Circulation	Currency / Min nominal traded Value	Coupons Payment Date	Current Coupon Value	Note	Coupon	Trading Unit	Issue Date	Duration (years)	Today's Interest	A.I.C in days	Bonds	Last price of previous days		Last Outcry in Cash (euro)		Trades in Pieces	Life min	Life Max	
												Price	Buy / Sell	Price	Buy / Sell				
<b>Corporate Bonds in Foreign Currency and Euro</b>																			
103,746	GBP / 10	01/12	0.25	---	65	1	01/12/1930	98	2.5	360	National Mortgage Bank	2.27	05/02/1996	2.27	S	05/02/1996	---	2.27	2.27
0	GBP / 10	01/12	0.25	---	67	1	01/12/1928	100	2.5	360	National Mortgage Bank	---	---	---	---	---	---	---	---

## Government Bonds Notes

A.I.C: Accrued Interest Calculation base.

FLR: Floating Interest Rate.

The minimum tradeable Nominal Value for all Demeterialised Government Titles is 100 Euros.

(μτφρ-0)

## Athex &amp; ATHEXClear Members List

Member Name				Stock Market			Derivatives Market		ATHEXClear Member	
	Address	Phone	Fax	Market Member	Remote Member	Market Maker	Proprietary	Market Maker	General Clearing	Direct Clearing
A. SARRIS SECURITIES S.A.				a						
6, ΔΡΑΓΑΤΣΑΝΙΟΥ 6 ΑΘΗΝΑ	2103367700									
ΑΕΟΝIC SECURITIES C.I.F. P.L.C.				a						
, ΛΑΪΟΥ 6, ΓΡ. 301B, ANNA COURT	35725337600									
ALPHA BANK S.A.									a	
, ΣΤΑΔΙΟΥ 40 ΑΘΗΝΑ	2103260000									
ALPHA FINANCE INVESTMENT SERVICES SINGLE MEMBER SA				a		a	a	a		a
5, ΠΑΝΕΠΙΣΤΗΜΙΟΥ 45 ΑΘΗΝΑ	2103677400									
ARGUS STOCKBROKERS LTD				a	a		a			
25, 25 ΛΕΩΦΟΡΟΣ ΔΗΜΟΣΘΕΝΗ ΣΕΒΕΡΗ	0035722717000									
ATHLOS CAPITAL INVESTMENT SERVICES LTD				a	a					
, 17 STASINOU AVENUE, BEDIZIA TOWER, 6TH & 7TH FL.	35722110777									
ATLANTIC SECURITIES LTD				a	a					
37, ΠΡΟΔΡΟΜΟΥ 37	0035722445400									
AXON SECURITIES S.A.				a			a			
48, ΣΤΑΔΙΟΥ 48 ΑΘΗΝΑ	2103363800									
BETA SECURITIES S.A.				a		a	a			a
29, ΑΛΕΞΑΝΔΡΑΣ 29 ΑΘΗΝΑ	210 6478900									
BNP PARIBAS S.A.									a	
, ΛΑΜΨΑΚΟΥ 2 ΑΘΗΝΑ	2107468525									
BOFA SECURITIES EUROPE SA				a	a					
, 51 RUE LA BOËTIE	+33 153655555									
CITIGROUP GLOBAL MARKETS EUROPE AG				a	a					
16, REUTERWEG 16	+49 691366-0									
CITIGROUP GLOBAL MARKETS LIMITED				a						
1, 33 CANADA SQUARE -CANARY WHARF	+44 02079864000									
CREDIT SUISSE BANK (EUROPE), S.A.				a						
, CALLE AYALA 42, 3A PLANTA-B MADRID	+34917916000									
CREDIT SUISSE SECURITIES (EUROPE) LIMITED				a						
1, ONE CABOT SQUARE LONDON	+44 2078888888									
CYCLOS SECURITIES S.A.				a			a			
39, ΧΑΡΙΛΑΟΥ ΤΡΙΚΟΥΠΗ 6-8-10 ΑΘΗΝΑ	2103364300									
DEUTSCHE BANK S.A.					a					
1, GREAT WINCHESTER STREET LONDON	+44 20 754 54209	00441133361437								
EUROBANK EQUITIES INVESTMENT FIRM SINGLE MEMBER SA				a		a	a	a		a
, ΦΙΛΕΛΛΗΝΩΝ 10 & ΞΕΝΟΦΩΝΤΟΣ 13 ΑΘΗΝΑ	2103720425									
EUROBANK S.A.									a	
, ΟΘΩΝΟΣ 8 ΑΘΗΝΑ	2144043907									
EUROCORP INVESTMENT SERVICES S.A.				a			a			a
14, ΠΛ.ΦΙΛΙΚΗΣ ΕΤΑΙΡΕΙΑΣ 14 ΑΘΗΝΑ	2107263600									
EUROTRUST INVESTMENT FIRM SA				a						
113, ΣΕΒΑΣΤΟΥΠΟΛΕΩΣ 113 ΑΘΗΝΑ	2103363100									
EUROXX SECURITIES S.A.				a		a	a	a		a
7, ΠΑΛΕΟΛΟΓΟΥ ΧΑΛΑΝΔΡΙ	+30 2106879400	210-6879401								
7, ΠΑΛΑΙΟΛΟΓΟΥ ΧΑΛΑΝΔΡΙ	(210)-6879400	(210)-6879401								
FREEDOM FINANCE EUROPE LTD				a	a					
, ΧΡΙΣΤΑΚΗ ΚΡΑΝΟΥ 20	035725257786									
G. A. PERVANAS SECURITIES- INVESTMENT SERVICES S.A.				a						
7-9, ΣΟΦΟΚΛΕΟΥΣ 7-9 ΑΘΗΝΑ	2103727200									
GLOBAL CAPITAL SECURITIES & FINANCIAL SERVICES LTD				a	a					
50, ΛΑΡΧΙΕΠΙΣΚΟΠΟΥ ΜΑΚΑΡΙΟΥ Γ50	0035722710710									
GREENPOST TRADING EUROPE LTD				a	a					
, ΚΙΜΩΝΟΣ 3, ACROPOLIS MANSIONS, 2ND FLOOR, FLAT/OFFICE 202	035722521389									
HELLENIC AMERICAN SECURITIES S.A.				a		a	a			a
27, ΑΝΔΡΕΑ ΠΑΠΑΝΔΡΕΟΥ 27 ΜΑΡΟΥΣΙ	2103311100									
HELLENIC BANK (INVESTMENTS) LTD					a					
, ΑVE.ΚΥΡΙΑΚΟΥ ΜΑΤΣΙ 31 - PO BOX 24747 NICOSIA	+357 22500100	357 22500110								
HSBC CONTINENTAL EUROPE									a	
109-111, Α.ΜΕΣΟΓΕΙΩΝ 109-111	2106960000									
INDEX SECURITIES S.A.				a						
6, ΔΡΑΓΑΤΣΑΝΙΟΥ 6 ΑΘΗΝΑ	2103213920									
J. CHR. MAVRIKIS SECURITIES S.A.				a						
5, ΣΟΦΟΚΛΕΟΥΣ 5 ΑΘΗΝΑ	2103216730									



## Athex &amp; ATHEXClear Members List

Member Name				Stock Market			Derivatives Market		ATHEXClear Member	
	Address	Phone	Fax	Market Member	Remote Member	Market Maker	Proprietary	Market Maker	General Clearing	Direct Clearing
KAPPA SECURITIES S.A.				a			a			
15, ΒΑΛΑΩΡΙΤΟΥ 15 ΑΘΗΝΑ	2103678600									
KARAMANOF SECURITIES & INVESTMENT SERVICES S.A.				a						
2, ΠΛ.ΑΓ.ΘΕΟΔΩΡΩΝ 2 ΑΘΗΝΑ	2103212947									
LAIKI FINANCIAL SERVICES LTD					a					
26, AVE. VYRONOS NICOSIA	357 22367367	357 22718567								
LEON DEPOLAS SECURITIES S.A.				a		a	a			
1, ΧΡΗΣΤΟΥ ΛΑΔΑ 1 ΑΘΗΝΑ	2103213276 -28									
MEGA EQUITY SECURITIES & FINANCIAL SERVICES PUBLIC LTD				a	a		a			
42-44, ΛΕΩΦ.ΓΡΙΒΑ ΔΙΓΕΝΗ 42-44	0035722711711									
MERIT SECURITIES S.A				a		a	a			a
5, ΣΟΦΟΚΛΕΟΥΣ 5 ΑΘΗΝΑ	2141008814									
MERRILL LYNCH INTERNATIONAL				a						
2, 2 KING EDWARD STREET LONDON	+44 20276281000									
N. CHRYSOCHOIDIS STOCK BROKERAGE I.S.S.A.				a			a			a
7-9, ΣΟΦΟΚΛΕΟΥΣ 7-9 ΑΘΗΝΑ	2103213913									
NATIONAL BANK OF GREECE S.A.				a		a	a		a	
86, ΑΙΟΛΟΥ ΣΤΡ. ΑΘΗΝΑ	(210)-3341000	(210)-3228187								
68, ΑΚΑΔΙΜΙΑΣ ΣΤΡ. ΑΘΗΝΑ	(210)-3328817	(210)-3328678								
NATIONAL SECURITIES SINGLE MEMBER SA				a		a	a	a		
66, ΛΕΩΦΟΡΟΣ ΑΘΗΝΩΝ 128-132 & ΙΦΙΓΕΝΙΑΣ ΑΘΗΝΑ	2103328784									
NUNTIUS BROKERAGE AND INVESTMENT SERVICES SINGLE MEMBER S.A.				a			a			
6, ΔΡΑΓΑΤΣΑΝΙΟΥ 6 ΑΘΗΝΑ	2103350599									
ONE PLUS CAPITAL LIMITED				a	a					
, 75 PRODROMOU AVENUE NICOSIA 1307	35722873760									
OPTIMA BANK S.A.				a		a	a	a	a	
, ΑΙΓΙΑΛΕΙΑΣ 32 & ΠΑΡΑΔΕΙΣΟΥ ΜΑΡΟΥΣΙ	210 8173000									
PANCRETA BANK S.A									a	
, ΙΚΑΡΟΥ 5	2810338746									
PANTELAKIS SECURITIES S.A.				a		a	a	a		
57, ΕΘΝΙΚΗΣ ΑΝΤΙΣΤΑΣΕΩΣ 57, ΚΤΙΠΙΟ Β CHALANDRI	2106965000									
PIRAEUS BANK S.A.				a			a		a	
, ΑΜΕΡΙΚΗΣ 4 ΑΘΗΝΑ	2103335000									
PIRAEUS SECURITIES S. A.				a		a	a	a		a
10, ΣΤΑΔΙΟΥ 10 ΑΘΗΝΑ	2103354100									
PROCHOICE SECURITIES LTD				a	a					
57, ΛΕΩΦ.ΣΠΥΡΟΥ ΚΥΠΡΙΑΝΟΥ 57, ΑΚΙΝΗΤΑ Φ	035724661192									
SHARELINK SECURITIES & FINANCIAL SERVICES LTD				a			a			
6, HOUSE-ΘΕΟΤΟΚΗ 6 ΜΕΓΑΡΟ ΕΛΜΗΝΑ	+357 22554200									
SOCIETE GENERALE S.A.				a	a		a			
, 17 COURS VALMY, CEDEX	+157290504									
SOLIDUS SECURITIES S.A				a			a			a
64, ΛΟΥΙΖΗΣ ΠΙΑΝΚΟΥΡ 64 ΑΘΗΝΑ	2106900605									
ST. EM. LAVRENTAKIS SECURITIES S.A.				a						
7-9, ΣΟΦΟΚΛΕΟΥΣ 7-9 ΑΘΗΝΑ	2103213336									
THE CYPRUS INVESTMENT & SECURITIES CORPORATION LTD				a	a					
154, 1 AG. PROKOPIΟΥ & POSIDONOS 1ST FLOOR	0035722121700									
UBS EUROPE SE				a	a					
, OPERNTURM, BOCKENHEIMER LANDSTRASSE 2-4	496921790									
UBS LIMITED					a					
1, FINSBURY AVENUE LONDON	+44 2075687135									
VIGOR FINANCE INVESTMENT SERVICES S.A.				a		a	a	a		
, ΨΥΧΑΡΗ 14 Ν. ΨΥΧΙΚΟ	2106718400									

Underlying Asset				Derivatives Market													
Price max	Price min	Closing price	change	Delivery Month	Open price	Price max	Price min	Last price	Closing price	Last Bid	Last Ask	Fixing price*	Life high	Life low	Trades	Volume	Open Interest
<b>FTSE/Athex Large Cap</b>				(Trade Unit: 1 Index Point x 2E, Cash Settlement)													
3,457.91	3,420.04	3,420.04	-0.47%	October 2024	3,452.00	3,459.00	3,420.50	3,422.00	3,422.00	---	---	---	3,606.00	---	130	1,082	3,998
				November 2024	3,460.50	3,460.50	3,401.00	3,403.00	3,403.00	---	---	---	3,601.00	---	49	674	134
				December 2024	---	---	---	---	3,449.50	---	---	---	---	---	---	---	---
				March 2025	---	---	---	---	3,467.00	---	---	---	---	---	---	---	---
				June 2025	---	---	---	---	3,484.25	---	---	---	---	---	---	---	---
				September 2025	---	---	---	---	3,501.75	---	---	---	---	---	---	---	---
<b>FTSE/Athex Banks</b>				(Trade Unit: 1 Index Point x 15E, Cash Settlement)													
1,216.38	1,189.54	1,189.54	-1.43%	December 2024	1,223.50	1,224.25	1,208.75	1,208.75	1,208.75	---	---	---	1,296.00	---	6	37	1,565
				March 2025	---	---	---	---	1,217.50	---	---	---	---	---	---	---	---
				June 2025	---	---	---	---	1,223.75	---	---	---	---	---	---	---	---
				September 2025	---	---	---	---	1,229.75	---	---	---	---	---	---	---	---
<b>MSCI GREECE REBASED</b>				(Trade Unit: 1 Index Point x 2E, Cash Settlement)													
5,386.53	5,300.82	5,300.82	-0.88%	October 2024	---	---	---	---	5,269.75	---	---	---	5,515.50	---	---	---	13
				November 2024	---	---	---	---	5,269.75	---	---	---	5,516.00	---	---	---	10
				December 2024	---	---	---	---	5,270.50	---	---	---	5,375.00	---	---	---	---
				January 2025	---	---	---	---	5,270.50	---	---	---	5,375.00	---	---	---	---
				February 2025	---	---	---	---	5,387.50	---	---	---	---	---	---	---	---
				March 2025	---	---	---	---	5,395.75	---	---	---	---	---	---	---	---
				June 2025	---	---	---	---	5,422.75	---	---	---	---	---	---	---	---
				September 2025	---	---	---	---	5,450.00	---	---	---	---	---	---	---	---

Derivatives notes

Fixing prices and final open positions can be retrieved from the following path <http://www.helex.gr/el/web/guest/statistics-end-of-day-derivatives>

Underlying Asset				Derivatives Market													
Price max	Price min	Closing price	change	Delivery Month	Open price	Price max	Price min	Last price	Closing price	Last Bid	Last Ask	Fixing price*	Life high	Life low	Trades	Volume	Open Interest
<b>ADMIE (IPTO) HOLDING S.A. (CR)</b>				(Contract Size: 100 Securities, Physical Delivery)													
2.39	2.35	2.39	0.42%	December 2024	2.39	2.40	2.37	2.40	2.40	---	---	---	2.45	---	11	59	28,929
				March 2025	---	---	---	---	2.40	---	---	---	---	---	---	---	---
				June 2025	---	---	---	---	2.41	---	---	---	---	---	---	---	---
				September 2025	---	---	---	---	2.43	---	---	---	---	---	---	---	---
<b>AEGEAN AIRLINES (CR)</b>				(Contract Size: 100 Securities, Physical Delivery)													
10.39	10.2	10.22	1.89%	December 2024	10.32	10.45	10.31	10.31	10.31	---	---	---	12.12	---	20	87	3,443
				March 2025	---	---	---	---	10.12	---	---	---	---	---	---	---	---
				June 2025	---	---	---	---	10.17	---	---	---	---	---	---	---	---
				September 2025	---	---	---	---	10.22	---	---	---	---	---	---	---	---
<b>ALPHA SERVICES HOLD (CR)</b>				(Contract Size: 100 Securities, Physical Delivery)													
1.496	1.462	1.47	0.17%	December 2024	1.49	1.51	1.47	1.48	1.48	---	---	---	1.73	---	80	3,971	178,859
				March 2025	---	---	---	---	1.48	---	---	---	---	---	---	---	---
				June 2025	---	---	---	---	1.49	---	---	---	---	---	---	---	---
				September 2025	---	---	---	---	1.50	---	---	---	---	---	---	---	---
<b>ATHENS INTL AIRPORT (CR)</b>				(Contract Size: 100 Securities, Physical Delivery)													
7.58	7.55	7.56	0.13%	December 2024	7.64	7.64	7.64	7.64	7.64	---	---	---	7.87	---	1	1	817
				March 2025	---	---	---	---	7.62	---	---	---	---	---	---	---	---
				June 2025	---	---	---	---	7.66	---	---	---	---	---	---	---	---
				September 2025	---	---	---	---	7.69	---	---	---	---	---	---	---	---
<b>AUTOHELLAS SA (CR)</b>				(Contract Size: 100 Securities, Physical Delivery)													
10.84	10.44	10.72	1.13%	December 2024	---	---	---	---	10.18	---	---	---	11.28	---	---	---	113
				March 2025	---	---	---	---	10.69	---	---	---	---	---	---	---	---
				June 2025	---	---	---	---	10.75	---	---	---	---	---	---	---	---
				September 2025	---	---	---	---	10.80	---	---	---	---	---	---	---	---
<b>AVAX S.A. (CR)</b>				(Contract Size: 100 Securities, Physical Delivery)													
1.452	1.44	1.44	-0.28%	December 2024	---	---	---	---	1.46	---	---	---	1.61	---	---	---	1,201
				March 2025	---	---	---	---	1.46	---	---	---	---	---	---	---	---
				June 2025	---	---	---	---	1.46	---	---	---	---	---	---	---	---
				September 2025	---	---	---	---	1.47	---	---	---	---	---	---	---	---
<b>CC HBC AG (CR)</b>				(Contract Size: 100 Securities, Physical Delivery)													
33.28	33	33.26	1.40%	December 2024	---	---	---	---	32.64	---	---	---	34.28	---	---	---	141
				March 2025	---	---	---	---	33.09	---	---	---	---	---	---	---	---
				June 2025	---	---	---	---	33.26	---	---	---	---	---	---	---	---
				September 2025	---	---	---	---	33.43	---	---	---	---	---	---	---	---

Derivatives notes

Fixing prices and final open positions can be retrieved from the following path <http://www.helex.gr/el/web/guest/statistics-end-of-day-derivatives>

Underlying Asset				Derivatives Market													
Price max	Price min	Closing price	change	Delivery Month	Open price	Price max	Price min	Last price	Closing price	Last Bid	Last Ask	Fixing price*	Life high	Life low	Trades	Volume	Open Interest
<b>CENERGY HOLDINGS (CB)</b>				(Contract Size: 100 Securities, Physical Delivery)													
9.47	9	9.1	-2.78%	December 2024	9.44	9.44	9.04	9.08	9.08	---	---	---	10.18	---	37	198	4,171
				March 2025	---	---	---	---	9.44	---	---	---	---	---	---	---	---
				June 2025	---	---	---	---	9.49	---	---	---	---	---	---	---	---
				September 2025	---	---	---	---	9.54	---	---	---	---	---	---	---	---
<b>ELLAKTOR (CR)</b>				(Contract Size: 100 Securities, Physical Delivery)													
1.866	1.836	1.836	-0.33%	December 2024	1.85	1.87	1.84	1.87	1.87	---	---	---	2.06	---	17	144	3,358
				March 2025	---	---	---	---	1.86	---	---	---	---	---	---	---	---
				June 2025	---	---	---	---	1.87	---	---	---	---	---	---	---	---
				September 2025	---	---	---	---	1.88	---	---	---	---	---	---	---	---
<b>ELVALHALCOR (CR)</b>				(Contract Size: 100 Securities, Physical Delivery)													
1.844	1.822	1.838	0.88%	December 2024	1.85	1.85	1.85	1.85	1.85	---	---	---	1.99	---	2	11	4,371
				March 2025	---	---	---	---	1.84	---	---	---	---	---	---	---	---
				June 2025	---	---	---	---	1.85	---	---	---	---	---	---	---	---
				September 2025	---	---	---	---	1.86	---	---	---	---	---	---	---	---
<b>EUROBANK HOLDINGS (CR)</b>				(Contract Size: 100 Securities, Physical Delivery)													
1.9995	1.9435	1.9535	-1.81%	December 2024	1.99	2.01	1.96	1.96	1.96	---	---	---	2.28	---	23	654	19,172
				March 2025	---	---	---	---	2.01	---	---	---	---	---	---	---	---
				June 2025	---	---	---	---	2.02	---	---	---	---	---	---	---	---
				September 2025	---	---	---	---	2.03	---	---	---	---	---	---	---	---
<b>EYDAP S.A. (CR)</b>				(Contract Size: 100 Securities, Physical Delivery)													
5.59	5.48	5.59	0.18%	December 2024	5.54	5.54	5.54	5.54	5.54	---	---	---	5.84	---	1	5	4,047
				March 2025	---	---	---	---	5.63	---	---	---	---	---	---	---	---
				June 2025	---	---	---	---	5.66	---	---	---	---	---	---	---	---
				September 2025	---	---	---	---	5.69	---	---	---	---	---	---	---	---
<b>FOURLIS (CR)</b>				(Contract Size: 100 Securities, Physical Delivery)													
3.835	3.755	3.835	2.13%	December 2024	3.83	3.83	3.83	3.83	3.83	---	---	---	4.07	---	1	10	945
				March 2025	---	---	---	---	3.79	---	---	---	---	---	---	---	---
				June 2025	---	---	---	---	3.81	---	---	---	---	---	---	---	---
				September 2025	---	---	---	---	3.83	---	---	---	---	---	---	---	---
<b>GEK TERNA (CR)</b>				(Contract Size: 101 Securities, Physical Delivery)													
17.72	17.42	17.54	-0.90%	December 2024	17.68	17.75	17.54	17.71	17.71	---	---	---	18.02	---	22	66	11,197
				March 2025	---	---	---	---	17.86	---	---	---	---	---	---	---	---
				June 2025	---	---	---	---	17.95	---	---	---	---	---	---	---	---
				September 2025	---	---	---	---	18.04	---	---	---	---	---	---	---	---

Derivatives notes

Fixing prices and final open positions can be retrieved from the following path <http://www.helex.gr/el/web/guest/statistics-end-of-day-derivatives>

Underlying Asset				Derivatives Market													
Price max	Price min	Closing price	change	Delivery Month	Open price	Price max	Price min	Last price	Closing price	Last Bid	Last Ask	Fixing price*	Life high	Life low	Trades	Volume	Open Interest
<b>HELLENIC EXCHANGES-A.S.E. (CR)</b>				(Contract Size: 100 Securities, Physical Delivery)													
4.44	4.395	4.42	1.03%	December 2024	4.44	4.46	4.43	4.43	4.43	---	---	---	4.74	---	6	19	3,569
				March 2025	---	---	---	---	4.41	---	---	---	---	---	---	---	---
				June 2025	---	---	---	---	4.44	---	---	---	---	---	---	---	---
				September 2025	---	---	---	---	4.46	---	---	---	---	---	---	---	---
<b>HELLENIQ ENERGY (CR)</b>				(Contract Size: 100 Securities, Physical Delivery)													
7.09	6.995	7.04	0.29%	December 2024	7.03	7.05	7.00	7.00	7.00	---	---	---	7.35	---	6	51	5,028
				March 2025	---	---	---	---	7.08	---	---	---	---	---	---	---	---
				June 2025	---	---	---	---	7.12	---	---	---	---	---	---	---	---
				September 2025	---	---	---	---	7.15	---	---	---	---	---	---	---	---
<b>INTRACOM HOLDINGS (CR)</b>				(Contract Size: 100 Securities, Physical Delivery)													
2.97	2.89	2.91	-0.17%	December 2024	2.96	2.96	2.92	2.93	2.93	---	---	---	3.26	---	10	67	7,472
				March 2025	---	---	---	---	2.94	---	---	---	---	---	---	---	---
				June 2025	---	---	---	---	2.96	---	---	---	---	---	---	---	---
				September 2025	---	---	---	---	2.97	---	---	---	---	---	---	---	---
<b>INTRAKAT (CR)</b>				(Contract Size: 100 Securities, Physical Delivery)													
4.7	4.625	4.68	-0.43%	December 2024	4.57	4.65	4.57	4.65	4.65	---	---	---	5.07	---	7	23	2,155
				March 2025	---	---	---	---	4.74	---	---	---	---	---	---	---	---
				June 2025	---	---	---	---	4.77	---	---	---	---	---	---	---	---
				September 2025	---	---	---	---	4.79	---	---	---	---	---	---	---	---
<b>JUMBO SA (CR)</b>				(Contract Size: 100 Securities, Physical Delivery)													
25.96	25.16	25.7	0.86%	December 2024	25.73	25.73	25.25	25.50	25.50	---	---	---	26.60	---	3	4	127
				March 2025	---	---	---	---	25.71	---	---	---	---	---	---	---	---
				June 2025	---	---	---	---	25.84	---	---	---	---	---	---	---	---
				September 2025	---	---	---	---	25.97	---	---	---	---	---	---	---	---
<b>LAMDA DEVELOPMENT SA (CR)</b>				(Contract Size: 100 Securities, Physical Delivery)													
7.52	7.46	7.49	0.00%	December 2024	7.56	7.57	7.52	7.53	7.53	---	---	---	7.80	---	9	28	6,294
				March 2025	---	---	---	---	7.56	---	---	---	---	---	---	---	---
				June 2025	---	---	---	---	7.59	---	---	---	---	---	---	---	---
				September 2025	---	---	---	---	7.63	---	---	---	---	---	---	---	---
<b>METLEN ENERGY &amp; METALS (CR)</b>				(Contract Size: 100 Securities, Physical Delivery)													
33.64	33	33	0.30%	December 2024	33.47	33.91	33.20	33.20	33.20	---	---	---	36.66	---	53	146	3,884
				March 2025	---	---	---	---	33.19	---	---	---	---	---	---	---	---
				June 2025	---	---	---	---	33.36	---	---	---	---	---	---	---	---
				September 2025	---	---	---	---	33.53	---	---	---	---	---	---	---	---

Derivatives notes

Fixing prices and final open positions can be retrieved from the following path <http://www.helex.gr/el/web/guest/statistics-end-of-day-derivatives>

Underlying Asset				Derivatives Market													
Price max	Price min	Closing price	change	Delivery Month	Open price	Price max	Price min	Last price	Closing price	Last Bid	Last Ask	Fixing price*	Life high	Life low	Trades	Volume	Open Interest
<b>MIG (CR)</b>				(Contract Size: 100 Securities, Physical Delivery)													
3.35	3.165	3.21	0.16%	December 2024	3.29	3.29	3.25	3.25	3.25	---	---	---	3.50	---	4	20	107
				March 2025	---	---	---	---	3.23	---	---	---	---	---	---	---	---
				June 2025	---	---	---	---	3.25	---	---	---	---	---	---	---	---
				September 2025	---	---	---	---	3.27	---	---	---	---	---	---	---	---
<b>MOTOR OIL (CR)</b>				(Contract Size: 100 Securities, Physical Delivery)													
20.9	20.5	20.58	-0.96%	December 2024	20.88	20.88	20.56	20.65	20.65	---	---	---	22.59	---	37	126	6,773
				March 2025	---	---	---	---	20.97	---	---	---	---	---	---	---	---
				June 2025	---	---	---	---	21.07	---	---	---	---	---	---	---	---
				September 2025	---	---	---	---	21.18	---	---	---	---	---	---	---	---
<b>NATIONAL BANK (CR)</b>				(Contract Size: 100 Securities, Physical Delivery)													
7.52	7.264	7.266	-2.47%	December 2024	7.52	7.54	7.30	7.32	7.32	---	---	---	8.20	---	223	2,003	17,959
				March 2025	---	---	---	---	7.52	---	---	---	---	---	---	---	---
				June 2025	---	---	---	---	7.55	---	---	---	---	---	---	---	---
				September 2025	---	---	---	---	7.59	---	---	---	---	---	---	---	---
<b>OPAP (CR)</b>				(Contract Size: 100 Securities, Physical Delivery)													
15.89	15.73	15.73	-0.32%	December 2024	15.15	15.15	15.10	15.10	15.10	---	---	---	16.38	---	3	9	892
				March 2025	---	---	---	---	15.92	---	---	---	---	---	---	---	---
				June 2025	---	---	---	---	16.00	---	---	---	---	---	---	---	---
				September 2025	---	---	---	---	16.08	---	---	---	---	---	---	---	---
<b>OPTIMA BANK (CR)</b>				(Contract Size: 100 Securities, Physical Delivery)													
12.96	12.78	12.88	-0.46%	December 2024	12.88	12.88	12.88	12.88	12.88	---	---	---	12.99	---	1	5	67
				March 2025	---	---	---	---	13.06	---	---	---	---	---	---	---	---
				June 2025	---	---	---	---	13.12	---	---	---	---	---	---	---	---
				September 2025	---	---	---	---	13.19	---	---	---	---	---	---	---	---
<b>OTE (CR)</b>				(Contract Size: 100 Securities, Physical Delivery)													
15.95	15.8	15.9	0.06%	December 2024	16.00	16.00	15.95	15.96	15.96	---	---	---	16.14	---	4	4	2,674
				March 2025	---	---	---	---	16.03	---	---	---	---	---	---	---	---
				June 2025	---	---	---	---	16.11	---	---	---	---	---	---	---	---
				September 2025	---	---	---	---	16.19	---	---	---	---	---	---	---	---
<b>P.P.A. S.A. (CR)</b>				(Contract Size: 100 Securities, Physical Delivery)													
27.3	27	27.1	-0.73%	December 2024	---	---	---	---	27.64	---	---	---	27.82	---	---	---	74
				March 2025	---	---	---	---	27.54	---	---	---	---	---	---	---	---
				June 2025	---	---	---	---	27.68	---	---	---	---	---	---	---	---
				September 2025	---	---	---	---	27.82	---	---	---	---	---	---	---	---

Derivatives notes

Fixing prices and final open positions can be retrieved from the following path <http://www.helex.gr/el/web/guest/statistics-end-of-day-derivatives>

Underlying Asset				Derivatives Market													
Price max	Price min	Closing price	change	Delivery Month	Open price	Price max	Price min	Last price	Closing price	Last Bid	Last Ask	Fixing price*	Life high	Life low	Trades	Volume	Open Interest
<b>PIRAEUS FINANCIAL HOLD (CR)</b>				(Contract Size: 100 Securities, Physical Delivery)													
3.748	3.674	3.674	-0.70%	December 2024	3.73	3.78	3.69	3.70	3.70	---	---	---	4.08	---	214	5,514	87,844
---	---	---	---	March 2025	---	---	---	---	3.77	---	---	---	3.92	---	---	---	180
---	---	---	---	June 2025	---	---	---	---	3.75	---	---	---	---	---	---	---	---
---	---	---	---	September 2025	---	---	---	---	3.77	---	---	---	---	---	---	---	---
<b>PPC (CR)</b>				(Contract Size: 100 Securities, Physical Delivery)													
11.62	11.35	11.4	-2.06%	December 2024	11.65	11.68	11.40	11.45	11.45	---	---	---	12.48	---	57	277	21,084
---	---	---	---	March 2025	---	---	---	---	11.74	---	---	---	---	---	---	---	---
---	---	---	---	June 2025	---	---	---	---	11.80	---	---	---	---	---	---	---	---
---	---	---	---	September 2025	---	---	---	---	11.86	---	---	---	---	---	---	---	---
<b>QUEST HOLDINGS (CR)</b>				(Contract Size: 100 Securities, Physical Delivery)													
5.38	5.14	5.34	5.12%	December 2024	5.40	5.40	5.40	5.40	5.40	---	---	---	5.40	---	2	2	177
---	---	---	---	March 2025	---	---	---	---	5.13	---	---	---	---	---	---	---	---
---	---	---	---	June 2025	---	---	---	---	5.15	---	---	---	---	---	---	---	---
---	---	---	---	September 2025	---	---	---	---	5.18	---	---	---	---	---	---	---	---
<b>TERNA ENERGY (CR)</b>				(Contract Size: 100 Securities, Physical Delivery)													
19.57	19.52	19.53	0.15%	December 2024	---	---	---	---	19.71	---	---	---	19.73	---	---	---	16,632
---	---	---	---	March 2025	---	---	---	---	19.67	---	---	---	---	---	---	---	---
---	---	---	---	June 2025	---	---	---	---	19.77	---	---	---	---	---	---	---	---
---	---	---	---	September 2025	---	---	---	---	19.87	---	---	---	---	---	---	---	---
<b>TITAN CEMENT (CB)</b>				(Contract Size: 100 Securities, Physical Delivery)													
33.15	32.35	32.45	-0.92%	December 2024	33.06	33.09	32.38	32.38	32.38	---	---	---	35.80	---	10	31	393
---	---	---	---	March 2025	---	---	---	---	33.04	---	---	---	---	---	---	---	---
---	---	---	---	June 2025	---	---	---	---	33.21	---	---	---	---	---	---	---	---
---	---	---	---	September 2025	---	---	---	---	33.37	---	---	---	---	---	---	---	---
<b>VIOHALCO SA/NV (CB)</b>				(Contract Size: 100 Securities, Physical Delivery)													
5.71	5.58	5.58	-0.89%	December 2024	5.74	5.74	5.66	5.66	5.66	---	---	---	6.15	---	13	65	4,639
---	---	---	---	March 2025	---	---	---	---	5.68	---	---	---	---	---	---	---	---
---	---	---	---	June 2025	---	---	---	---	5.71	---	---	---	---	---	---	---	---
---	---	---	---	September 2025	---	---	---	---	5.74	---	---	---	---	---	---	---	---

Derivatives notes

Fixing prices and final open positions can be retrieved from the following path <http://www.helex.gr/el/web/guest/statistics-end-of-day-derivatives>

FTSE/Athex Large Cap

(Trade Unit: 1 Index Point x 2€ - Exercise Style: European, Cash Settlement)

Call Options														Put Options																													
October 2024							November 2024							Other Months		October 2024							November 2024							Other Months		Exerise Price											
Open price	Price max	Price min	Last price	Closing price	Volume	Open Interest	Open price	Price max	Price min	Last price	Closing price	Volume	Open Interest	Volume	Open Interest	Open price	Price max	Price min	Last price	Closing price	Volume	Open Interest	Open price	Price max	Price min	Last price	Closing price	Volume	Open Interest	Volume	Open Interest												
2,850	-	-	-	-	-	-	-	-	-	-	-	-	-	-	-	-	-	-	-	-	-	-	-	-	-	-	-	-	-	-	-	2,850											
2,900	-	-	-	-	-	-	-	-	-	-	-	-	-	-	-	-	-	-	-	-	-	-	-	-	-	-	-	-	-	-	-	2,900											
2,950	-	-	-	-	-	-	-	-	-	-	-	-	-	-	-	-	-	-	-	-	-	-	-	-	-	-	-	-	-	-	-	2,950											
3,000	0.00	0.00	0.00	-	435.00	-	-	-	-	-	-	-	-	-	-	0.00	0.00	0.00	-	0.02	-	-	-	-	-	-	-	-	-	-	-	3,000											
3,050	0.00	0.00	0.00	-	385.00	-	-	-	-	-	-	-	-	-	-	0.00	0.00	0.00	-	0.01	-	-	-	-	-	-	-	-	-	-	-	3,050											
3,100	0.00	0.00	0.00	-	335.00	-	-	-	-	-	-	-	-	-	-	0.00	0.00	0.00	-	0.02	-	-	-	-	-	-	-	-	-	-	-	3,100											
3,150	0.00	0.00	0.00	-	285.00	-	-	0.00	0.00	0.00	-	292.00	-	-	-	0.00	0.00	0.00	-	0.04	-	-	0.00	0.00	0.00	-	10.25	-	-	-	3,150												
3,200	0.00	0.00	0.00	-	235.00	-	-	0.00	0.00	0.00	-	249.00	-	-	-	0.00	0.00	0.00	-	0.22	-	-	0.00	0.00	0.00	-	16.75	-	-	-	3,200												
3,250	0.00	0.00	0.00	-	186.00	-	-	0.00	0.00	0.00	-	208.00	-	-	-	0.00	0.00	0.00	-	1.00	-	-	0.00	0.00	0.00	-	26.00	-	-	-	3,250												
3,300	0.00	0.00	0.00	-	139.00	-	-	0.00	0.00	0.00	-	171.00	-	-	-	0.00	0.00	0.00	-	3.70	-	10	0.00	0.00	0.00	-	38.75	-	-	-	3,300												
3,350	0.00	0.00	0.00	-	95.50	-	40	0.00	0.00	0.00	-	137.00	-	-	-	0.00	0.00	0.00	-	10.50	-	110	0.00	0.00	0.00	-	55.00	-	10	-	3,350												
3,400	0.00	0.00	0.00	-	59.50	-	20	0.00	0.00	0.00	-	108.00	-	22	-	0.00	0.00	0.00	-	24.25	-	105	0.00	0.00	0.00	-	75.50	-	-	-	3,400												
3,450	37.00	37.00	23.00	23.00	23.00	47	10	0.00	0.00	0.00	-	83.00	-	26	-	0.00	37.00	0.00	-	47.50	-	125	0.00	0.00	0.00	-	101.00	-	20	-	3,450												
3,500	0.00	0.00	0.00	-	15.75	-	60	0.00	0.00	0.00	-	62.50	-	1	-	0.00	0.00	0.00	-	80.50	-	84	0.00	0.00	0.00	-	130.00	-	20	-	3,500												
3,550	0.00	0.00	0.00	-	6.40	-	106	0.00	0.00	0.00	-	46.00	-	20	-	0.00	0.00	0.00	-	121.00	-	62	0.00	0.00	0.00	-	163.00	-	21	-	3,550												
3,600	0.00	0.00	0.00	-	2.30	-	61	0.00	0.00	0.00	-	33.00	-	20	-	0.00	0.00	0.00	-	167.00	-	20	0.00	0.00	0.00	-	200.00	-	20	-	3,600												
3,650	0.00	0.00	0.00	-	0.67	-	20	0.00	0.00	0.00	-	23.00	-	-	-	0.00	0.00	0.00	-	215.00	-	-	0.00	0.00	0.00	-	240.00	-	20	-	3,650												
3,700	0.00	0.00	0.00	-	0.17	-	-	0.00	0.00	0.00	-	15.75	-	-	-	0.00	0.00	0.00	-	265.00	-	-	0.00	0.00	0.00	-	283.00	-	-	-	3,700												
3,750	0.00	0.00	0.00	-	0.04	-	-	0.00	0.00	0.00	-	10.50	-	-	-	0.00	0.00	0.00	-	315.00	-	-	0.00	0.00	0.00	-	327.00	-	-	-	3,750												
3,800	0.00	0.00	0.00	-	0.01	-	-	0.00	0.00	0.00	-	6.80	-	-	-	0.00	0.00	0.00	-	365.00	-	-	0.00	0.00	0.00	-	374.00	-	-	-	3,800												
3,850	0.00	0.00	0.00	-	0.01	-	-	0.00	0.00	0.00	-	4.30	-	-	-	0.00	0.00	0.00	-	415.00	-	-	0.00	0.00	0.00	-	421.00	-	-	-	3,850												
3,900	0.00	0.00	0.00	-	0.01	-	-	-	-	-	-	-	-	-	-	0.00	0.00	0.00	-	465.00	-	-	-	-	-	-	-	-	-	-	3,900												
Totals:						47	317							0	89	0	0															0	516							0	111	0	0
Number of Trades:						5								0	0																0								0	0			



ALPHA SERVICES HOLD (CR)

(Contract Size: 100 Securities, Exercise Style: American, Physical Delivery)

Call Options														Put Options																			
October 2024							November 2024							Other Months		October 2024							November 2024							Other Months		Exercise Price	
Open price	Price max	Price min	Last price	Closing price	Volume	Open Interest	Open price	Price max	Price min	Last price	Closing price	Volume	Open Interest	Volume	Open Interest	Open price	Price max	Price min	Last price	Closing price	Volume	Open Interest	Open price	Price max	Price min	Last price	Closing price	Volume	Open Interest	Volume	Open Interest		
1.000	0.000	0.000	0.000	0.470	-	-	0.000	0.000	0.000	0.472	-	-				0.000	0.000	0.000	0.001	-	-				0.000	0.000	0.000	0.001	-	-			0.010
1.100	0.000	0.000	0.000	0.370	-	-	0.000	0.000	0.000	0.372	-	-				0.000	0.000	0.000	0.001	-	-				0.000	0.000	0.000	0.001	-	-			0.011
1.200	0.000	0.000	0.000	0.271	-	-	0.000	0.000	0.000	0.275	-	-				0.000	0.000	0.000	0.001	-	-				0.000	0.000	0.000	0.002	-	-			0.012
1.300	0.000	0.000	0.000	0.177	-	-	0.000	0.000	0.000	0.184	-	-				0.000	0.000	0.000	0.006	-	-				0.000	0.000	0.000	0.012	-	-			0.013
1.400	0.000	0.000	0.000	0.097	-	-	0.000	0.000	0.000	0.109	-	-				0.000	0.000	0.000	0.026	-	-				0.000	0.000	0.000	0.037	-	-			0.014
1.500	0.000	0.000	0.000	0.043	-	-	0.000	0.000	0.000	0.056	-	-				0.000	0.000	0.000	0.072	-	-				0.000	0.000	0.000	0.084	-	-			0.015
1.600	0.000	0.000	0.000	0.015	-	-	0.000	0.000	0.000	0.025	-	-				0.000	0.000	0.000	0.144	-	-				0.000	0.000	0.000	0.152	-	-			0.016
1.700	0.000	0.000	0.000	0.004	-	-	0.000	0.000	0.000	0.010	-	-				0.000	0.000	0.000	0.234	-	-				0.000	0.000	0.000	0.237	-	-			0.017
1.800	0.000	0.000	0.000	0.001	-	-	0.000	0.000	0.000	0.003	-	-				0.000	0.000	0.000	0.331	-	-				0.000	0.000	0.000	0.331	-	-			0.018
1.900	0.000	0.000	0.000	0.001	-	-	0.000	0.000	0.000	0.001	-	-				0.000	0.000	0.000	0.430	-	-				0.000	0.000	0.000	0.430	-	-			0.019
2.000	0.000	0.000	0.000	0.001	-	-	0.000	0.000	0.000	0.001	-	-				0.000	0.000	0.000	0.530	-	-				0.000	0.000	0.000	0.530	-	-			0.020
2.200	0.000	0.000	0.000	0.001	-	-	0.000	0.000	0.000	0.001	-	-				0.000	0.000	0.000	0.730	-	-				0.000	0.000	0.000	0.730	-	-			0.022
2.400	0.000	0.000	0.000	0.001	-	-					-	-				0.000	0.000	0.000	0.930	-	-							-	-			0.024	
2.600					-	-					-	-									-	-						-	-			0.026	
Totals:					0	0					0	0	0	0	0						0	0						0	0	0	0	0	
Number of Trades:					0						0	0	0	0	0						0.00						0	0	0	0	0		

NATIONAL BANK (CR)

(Contract Size: 100 Securities, Exercise Style: American, Physical Delivery)

Call Options															Put Options																	
October 2024							November 2024							Other Months		October 2024					November 2024					Other Months		Exercise Price				
Open price	Price max	Price min	Last price	Closing price	Volume	Open Interest	Open price	Price max	Price min	Last price	Closing price	Volume	Open Interest	Volume	Open Interest	Open price	Price max	Price min	Last price	Closing price	Volume	Open Interest	Open price	Price max	Price min	Last price	Closing price		Volume	Open Interest	Volume	Open Interest
4.400					-	-						-	-			-	-					-	-									0.044
4.800					-	-						-	-			-	-					-	-									0.048
5.200	0.000	0.000	0.000	2.25	-	-	0.000	0.000	0.000	2.26	-	-			0.000	0.000	0.000	0.001	-	-			0.000	0.000	0.000	0.001	-	-			0.052	
5.600	0.000	0.000	0.000	1.85	-	-	0.000	0.000	0.000	1.86	-	-			0.000	0.000	0.000	0.001	-	-			0.000	0.000	0.000	0.001	-	-			0.056	
6.000	0.000	0.000	0.000	1.45	-	-	0.000	0.000	0.000	1.47	-	-			0.000	0.000	0.000	0.001	-	-			0.000	0.000	0.000	0.004	-	-			0.060	
6.400	0.000	0.000	0.000	1.05	-	-	0.000	0.000	0.000	1.08	-	-			0.000	0.000	0.000	0.001	-	-			0.000	0.000	0.000	0.021	-	-			0.064	
6.800	0.000	0.000	0.000	0.655	-	-	0.000	0.000	0.000	0.735	-	-			0.000	0.000	0.000	0.002	-	-			0.000	0.000	0.000	0.072	-	-			0.068	
7.200	0.000	0.000	0.000	0.291	-	-	0.000	0.000	0.000	0.450	-	-			0.000	0.000	0.000	0.039	-	-			0.000	0.000	0.000	0.186	-	-			0.072	
7.600	0.000	0.000	0.000	0.070	-	-	0.000	0.000	0.000	0.245	-	4			0.000	0.000	0.000	0.218	-	33			0.000	0.000	0.000	0.382	-	-			0.076	
8.000	0.000	0.000	0.000	0.007	-	-	0.000	0.000	0.000	0.119	-	-			0.000	0.000	0.000	0.555	-	-			0.000	0.000	0.000	0.656	-	-			0.080	
8.400	0.000	0.000	0.000	0.002	-	-	0.000	0.000	0.000	0.050	-	-			0.000	0.000	0.000	0.950	-	-			0.000	0.000	0.000	0.988	-	-			0.084	
8.800	0.000	0.000	0.000	0.002	-	-	0.000	0.000	0.000	0.019	-	-			0.000	0.000	0.000	1.35	-	-			0.000	0.000	0.000	1.36	-	-			0.088	
9.200	0.000	0.000	0.000	0.001	-	-	0.000	0.000	0.000	0.006	-	-			0.000	0.000	0.000	1.75	-	-			0.000	0.000	0.000	1.75	-	-			0.092	
9.600	0.000	0.000	0.000	0.001	-	-	0.000	0.000	0.000	0.002	-	-			0.000	0.000	0.000	2.15	-	-			0.000	0.000	0.000	2.15	-	-			0.096	
10.000	0.000	0.000	0.000	0.001	-	-	0.000	0.000	0.000	0.001	-	-			0.000	0.000	0.000	2.55	-	-			0.000	0.000	0.000	2.55	-	-			0.100	
11.000	0.000	0.000	0.000	0.001	-	-					-	-			0.000	0.000	0.000	3.55	-	-						-	-					0.110
Totals:					0	0					0	4	0	0				0	33			0	33	0	33	0	304					
Number of Trades:					0						0		0					0.00				0				0						

OPAP (CR)

(Contract Size: 100 Securities, Exercise Style: American, Physical Delivery)

Exercise Price	Call Options													Put Options																				
	October 2024					November 2024					Other Months			October 2024					November 2024					Other Months										
	Open price	Price max	Price min	Last price	Closing price	Volume	Open Interest	Open price	Price max	Price min	Last price	Closing price	Volume	Open Interest	Volume	Open Interest	Open price	Price max	Price min	Last price	Closing price	Volume	Open Interest	Open price	Price max	Price min	Last price	Closing price	Volume	Open Interest	Volume	Open Interest	Exercise Price	
9.600						-	-						-	-								-	-									0.096		
10.000	0.000	0.000	0.000		5.78	-	-						-	-								-	-	0.000	0.000	0.000		0.001	-	-				0.100
11.000	0.000	0.000	0.000		4.78	-	-	0.000	0.000	0.000		4.80	-	-								-	-	0.000	0.000	0.000		0.001	-	-				0.110
12.000	0.000	0.000	0.000		3.78	-	-	0.000	0.000	0.000		3.80	-	-								-	-	0.000	0.000	0.000		0.001	-	-				0.120
13.000	0.000	0.000	0.000		2.79	-	-	0.000	0.000	0.000		2.81	-	-								-	-	0.000	0.000	0.000		0.002	-	-				0.130
14.000	0.000	0.000	0.000		1.79	-	-	0.000	0.000	0.000		1.84	-	-								-	-	0.000	0.000	0.000		0.001	-	-				0.140
15.000	0.000	0.000	0.000		0.797	-	-	0.000	0.000	0.000		0.988	-	-								-	-	0.000	0.000	0.000		0.011	-	-				0.150
16.000	0.000	0.000	0.000		0.113	-	1	0.000	0.000	0.000		0.407	-	-								-	-	0.000	0.000	0.000		0.327	-	-				0.160
17.000	0.000	0.000	0.000		0.002	-	70	0.000	0.000	0.000		0.122	-	-								-	-	0.000	0.000	0.000		1.22	-	-				0.170
18.000	0.000	0.000	0.000		0.001	-	-	0.000	0.000	0.000		0.025	-	-								-	-	0.000	0.000	0.000		2.22	-	-				0.180
19.000	0.000	0.000	0.000		0.001	-	-	0.000	0.000	0.000		0.004	-	-								-	-	0.000	0.000	0.000		3.22	-	-				0.190
20.000	0.000	0.000	0.000		0.001	-	-	0.000	0.000	0.000		0.001	-	-								-	-	0.000	0.000	0.000		4.22	-	-				0.200
22.000	0.000	0.000	0.000		0.001	-	-	0.000	0.000	0.000		0.001	-	-								-	-	0.000	0.000	0.000		6.22	-	-				0.220
24.000						-	-						-	-								-	-											0.240
Totals:						0	71					0	0		0	0	0					0	0											
Number of Trades:						0						0			0								0.00											

OTE (CR)

(Contract Size: 100 Securities, Exercise Style: American, Physical Delivery)

Exercise Price	Call Options														Put Options																			
	October 2024						November 2024						Other Months		October 2024						November 2024						Other Months		Exercise Price					
	Open price	Price max	Price min	Last price	Closing price	Volume	Open Interest	Open price	Price max	Price min	Last price	Closing price	Volume	Open Interest	Volume	Open Interest	Open price	Price max	Price min	Last price	Closing price	Volume	Open Interest	Open price	Price max	Price min	Last price	Closing price		Volume	Open Interest	Volume	Open Interest	
9.200						-	-						-	-								-	-											
9.600	0.000	0.000	0.000		6.29	-	-						-	-			0.000	0.000	0.000		0.001	-	-										0.096	
10.000	0.000	0.000	0.000		5.89	-	-	0.000	0.000	0.000		5.91	-	-			0.000	0.000	0.000		0.001	-	-	0.000	0.000	0.000		0.001	-	-			0.100	
11.000	0.000	0.000	0.000		4.89	-	-	0.000	0.000	0.000		4.91	-	-			0.000	0.000	0.000		0.001	-	-	0.000	0.000	0.000		0.001	-	-			0.110	
12.000	0.000	0.000	0.000		3.89	-	-	0.000	0.000	0.000		3.91	-	-			0.000	0.000	0.000		0.001	-	-	0.000	0.000	0.000		0.001	-	-			0.120	
13.000	0.000	0.000	0.000		2.90	-	-	0.000	0.000	0.000		2.92	-	-			0.000	0.000	0.000		0.001	-	-	0.000	0.000	0.000		0.001	-	-			0.130	
14.000	0.000	0.000	0.000		1.90	-	-	0.000	0.000	0.000		1.93	-	-			0.000	0.000	0.000		0.001	-	-	0.000	0.000	0.000		0.012	-	-			0.140	
15.000	0.000	0.000	0.000		0.903	-	-	0.000	0.000	0.000		1.03	-	-			0.000	0.000	0.000		0.007	-	15	0.000	0.000	0.000		0.111	-	-			0.150	
16.000	0.000	0.000	0.000		0.160	-	-	0.000	0.000	0.000		0.398	-	-			0.000	0.000	0.000		0.264	-	-	0.000	0.000	0.000		0.479	-	-			0.160	
17.000	0.000	0.000	0.000		0.004	-	-	0.000	0.000	0.000		0.102	-	-			0.000	0.000	0.000		1.11	-	-	0.000	0.000	0.000		1.19	-	-			0.170	
18.000	0.000	0.000	0.000		0.005	-	-	0.000	0.000	0.000		0.017	-	-			0.000	0.000	0.000		2.11	-	-	0.000	0.000	0.000		2.11	-	-			0.180	
19.000	0.000	0.000	0.000		0.001	-	-	0.000	0.000	0.000		0.002	-	-			0.000	0.000	0.000		3.11	-	-	0.000	0.000	0.000		3.11	-	-			0.190	
20.000	0.000	0.000	0.000		0.001	-	-	0.000	0.000	0.000		0.002	-	-			0.000	0.000	0.000		4.11	-	-	0.000	0.000	0.000		4.11	-	-			0.200	
22.000	0.000	0.000	0.000		0.001	-	-	0.000	0.000	0.000		0.001	-	-			0.000	0.000	0.000		6.11	-	-	0.000	0.000	0.000		6.11	-	-			0.220	
Totals:						0	0					0	0	0	0						0	15						0	0	0	0			
Number of Trades:						0						0		0							0.00							0		0				

PIRAEUS FINANCIAL HOLD (CR)

(Contract Size: 100 Securities, Exercise Style: American, Physical Delivery)

Call Options														Put Options																			
October 2024							November 2024							Other Months		October 2024							November 2024							Other Months		Exercise Price	
Open price	Price max	Price min	Last price	Closing price	Volume	Open Interest	Open price	Price max	Price min	Last price	Closing price	Volume	Open Interest	Volume	Open Interest	Open price	Price max	Price min	Last price	Closing price	Volume	Open Interest	Open price	Price max	Price min	Last price	Closing price	Volume	Open Interest	Volume	Open Interest		
2.200					-	-						-	-								-	-						-	-			0.022	
2.400	0.000	0.000	0.000	1.30	-	-						-	-			0.000	0.000	0.000		0.001	-	-						-	-			0.024	
2.600	0.000	0.000	0.000	1.10	-	-	0.000	0.000	0.000		1.11	-	-			0.000	0.000	0.000		0.001	-	-	0.000	0.000	0.000		0.001	-	-			0.026	
2.800	0.000	0.000	0.000	0.901	-	-	0.000	0.000	0.000		0.906	-	-			0.000	0.000	0.000		0.001	-	-	0.000	0.000	0.000		0.001	-	-			0.028	
3.000	0.000	0.000	0.000	0.701	-	-	0.000	0.000	0.000		0.709	-	-			0.000	0.000	0.000		0.001	-	-	0.000	0.000	0.000		0.003	-	-			0.030	
3.200	0.000	0.000	0.000	0.502	-	-	0.000	0.000	0.000		0.520	-	-			0.000	0.000	0.000		0.001	-	-	0.000	0.000	0.000		0.014	-	-			0.032	
3.400	0.000	0.000	0.000	0.308	-	-	0.000	0.000	0.000		0.350	-	-			0.000	0.000	0.000		0.007	-	-	0.000	0.000	0.000		0.044	-	-			0.034	
3.600	0.000	0.000	0.000	0.146	-	-	0.000	0.000	0.000		0.213	-	-			0.000	0.000	0.000		0.044	-	-	0.000	0.000	0.000		0.107	-	-			0.036	
3.800	0.000	0.000	0.000	0.047	-	-	0.000	0.000	0.000		0.116	-	-			0.000	0.000	0.000		0.146	-	-	0.000	0.000	0.000		0.209	-	-			0.038	
4.000	0.000	0.000	0.000	0.010	-	4	0.000	0.000	0.000		0.057	-	-			0.000	0.000	0.000		0.309	-	-	0.000	0.000	0.000		0.351	-	-			0.040	
4.400	0.000	0.000	0.000	0.001	-	-	0.000	0.000	0.000		0.009	-	-			0.000	0.000	0.000		0.700	-	-	0.000	0.000	0.000		0.705	-	-			0.044	
4.800	0.000	0.000	0.000	0.001	-	-	0.000	0.000	0.000		0.001	-	-			0.000	0.000	0.000		1.10	-	-	0.000	0.000	0.000		1.10	-	-			0.048	
5.200	0.000	0.000	0.000	0.001	-	-	0.000	0.000	0.000		0.001	-	-			0.000	0.000	0.000		1.50	-	-	0.000	0.000	0.000		1.50	-	-			0.052	
5.600	0.000	0.000	0.000	0.001	-	-	0.000	0.000	0.000		0.001	-	-			0.000	0.000	0.000		1.90	-	-	0.000	0.000	0.000		1.90	-	-			0.056	
6.000	0.000	0.000	0.000	0.001	-	-	0.000	0.000	0.000		0.001	-	-			0.000	0.000	0.000		2.30	-	-	0.000	0.000	0.000		2.30	-	-			0.060	
6.400					-	-						-	-								-	-						-	-			0.064	
Totals:					0	4						0	0			0	0						0	0						0	0		
Number of Trades:					0							0				0							0.00						0				

PPC (CR)

(Contract Size: 100 Securities, Exercise Style: American, Physical Delivery)

Exercise Price	Call Options												Put Options												Exercise Price					
	October 2024				November 2024				Other Months				October 2024				November 2024				Other Months									
	Open price	Price max	Price min	Last price	Closing price	Volume	Open Interest	Open price	Price max	Price min	Last price	Closing price	Volume	Open Interest	Volume	Open Interest	Open price	Price max	Price min	Last price	Closing price	Volume	Open Interest	Volume		Open Interest				
8.000	0.000	0.000	0.000		3.64	-	-										0.000	0.000	0.000		0.002	-	-							0.080
8.400	0.000	0.000	0.000		3.24	-	-	0.000	0.000	0.000		3.26	-	-			0.000	0.000	0.000		0.001	-	-							0.084
8.800	0.000	0.000	0.000		2.84	-	-	0.000	0.000	0.000		2.86	-	-			0.000	0.000	0.000		0.001	-	-							0.088
9.200	0.000	0.000	0.000		2.44	-	-	0.000	0.000	0.000		2.46	-	-			0.000	0.000	0.000		0.002	-	-							0.092
9.600	0.000	0.000	0.000		2.04	-	-	0.000	0.000	0.000		2.06	-	-			0.000	0.000	0.000		0.002	-	-							0.096
10.000	0.000	0.000	0.000		1.64	-	-	0.000	0.000	0.000		1.67	-	-			0.000	0.000	0.000		0.002	-	-							0.100
11.000	0.000	0.000	0.000		0.690	-	30	0.000	0.000	0.000		0.815	-	5			0.000	0.000	0.000		0.045	-	10							0.110
12.000	0.000	0.000	0.000		0.113	-	47	0.000	0.000	0.000		0.271	-	26			0.000	0.000	0.000		0.469	-	-							0.120
13.000	0.000	0.000	0.000		0.005	-	-	0.000	0.000	0.000		0.058	-	-			0.000	0.000	0.000		1.36	-	-							0.130
14.000	0.000	0.000	0.000		0.001	-	-	0.000	0.000	0.000		0.008	-	-			0.000	0.000	0.000		2.36	-	-							0.140
15.000	0.000	0.000	0.000		0.001	-	-	0.000	0.000	0.000		0.001	-	-			0.000	0.000	0.000		3.36	-	-							0.150
16.000	0.000	0.000	0.000		0.002	-	-	0.000	0.000	0.000		0.001	-	-			0.000	0.000	0.000		4.36	-	-							0.160
17.000	0.000	0.000	0.000		0.002	-	-	0.000	0.000	0.000		0.001	-	-			0.000	0.000	0.000		5.36	-	-							0.170
18.000						-	-						-	-								-	-							0.180
Totals:						0	77						0	31	0	0						0	10							0
Number of Trades:						0							0		0							0.00								0

Lending Products	Underlying Title	Open Interest[5]	Multilateral Transactions[1]				Bilateral Transactions[2]		Stock Borrowing through OTC (volume)[3]	
			Volume(Offered)	Average Weighted	Transactions volume	Average Weighted	Transactions Volume	Average Weighted	Transactions Volume	
ADMIEBOR	ADMIE (IPTO) HOLDING S.A. (CR)	1,000	---	---	---	---	---	---	221,364	
AEGNBOR	AEGEAN AIRLINES (CR)	---	---	---	---	---	---	---	444,334	
AETFBOR	ALPHA ETF FTSE Athex Large Cap	---	---	---	---	---	---	---	---	
ALPHABOR	ALPHA SERVICES HOLD (CR)	11,100	---	---	746	4.45%	---	---	67,409,559	
AIABOR	ATHENS INTL AIRPORT (CR)	---	---	---	---	---	---	---	184,700	
ACAGBOR	AUSTRIACARD (CB)	---	---	---	---	---	---	---	2,000	
OTOELBOR	AUTOHELLAS SA (CR)	2,600	---	---	600	4.63%	---	---	53,703	
AVAXBOR	AVAX S.A. (CR)	---	---	---	---	---	---	---	10,000	
BOCHGRBOR	BANK OF CYPRUS (CR)	---	---	---	---	---	---	---	400,000	
EEEBOR	CC HBC AG (CR)	17,179	---	---	---	---	---	---	135,027	
CENERBOR	CENERGY HOLDINGS (CB)	23,243	---	---	---	---	100,000	8.00%	1,145,553	
DIMANDBOR	DIMAND (CR)	---	---	---	---	---	---	---	70,280	
ELLAKTORBOR	ELLAKTOR (CR)	7,681	---	---	---	---	---	---	81,297	
ELHABOR	ELVALHALCOR (CR)	1,687	---	---	---	---	---	---	253,276	
EUROBBOR	EUROBANK HOLDINGS (CR)	110,000	---	---	10,000	4.45%	---	---	50,005,168	
EYDAPBOR	EYDAP S.A. (CR)	845	---	---	---	---	---	---	209,465	
FOYRKBOR	FOURLIS (CR)	611	---	---	---	---	---	---	27,189	
GEKTERNABOR	GEK TERNA (CR)	---	---	---	---	---	---	---	7,194	
SARBOR	GR. SARANTIS S.A. (CR)	3,508	---	---	---	---	---	---	29,130	
EXAEBOR	HELLENIC EXCHANGES-A.S.E. (CR)	---	---	---	---	---	---	---	159,285	
ELPEBOR	HELLENIQ ENERGY (CR)	---	---	---	---	---	---	---	1,309,277	
INTEKBOR	IDEAL HOLDINGS (CR)	---	---	---	---	---	---	---	16,800	
INTRKBOR	INTRACOM HOLDINGS (CR)	---	---	---	---	---	---	---	33,997	
INKATBOR	INTRAKAT (CR)	---	---	---	---	---	---	---	936,444	
INLOTBOR	INTRALOT (CR)	---	---	---	---	---	---	---	1,157,793	
BELABOR	JUMBO SA (CR)	14,430	---	---	---	---	---	---	218,223	
KRIBOR	KRI-KRI S.A. (CR)	---	---	---	---	---	---	---	---	
LAMDABOR	LAMDA DEVELOPMENT SA (CR)	---	---	---	---	---	---	---	239,105	
LAVIBOR	LAVIPHARM SA (CR)	---	---	---	---	---	---	---	---	
MYTILBOR	METLEN ENERGY & METALS (CR)	1,000	---	---	---	---	---	---	186,718	
MIGBOR	MIG (CR)	541	---	---	---	---	---	---	39,913	

## Stock Lending Notes

[1] - Multilateral contracts Lending or Borrowing as per Methods 8-1, 8-2 and 8-3-3 (According to ATHEX BoD Resolution No.17)

[2] - Bilateral Contracts Lending or Borrowing as per Methods 8-3-1 and 8-3-2 & Contracts as per Method 4 (According to ATHEX BoD Resolution No.20)

[3] - The information concerning OTC Stock Borrowing Transactions is based on the statements of the Dematerialised Securities System (DSS) operators involved and refers to volumes that have been registered up until the previous working day.

[4] - Average Price (Volume weighted)

[5] - The Data concerning Open Interest before the start of trading session

Lending Products	Underlying Title	Open Interest[5]	Multilateral Transactions[1]				Bilateral Transactions[2]		Stock Borrowing through OTC (volume)[3]	
			Volume(Offered)	Average Weighted	Transactions volume	Average Weighted	Transactions Volume	Average Weighted	Transactions Volume	
MOHBOR	MOTOR OIL (CR)	---	---	---	---	---	85,000	2.00%	1,445,374	
ETEBOR	NATIONAL BANK (CR)	38,080	---	---	---	---	---	---	14,032,734	
OPAPBOR	OPAP (CR)	3,000	---	---	---	---	---	---	1,669,296	
OPTIMABOR	OPTIMA BANK (CR)	2,800	---	---	---	---	---	---	954,498	
HTOBOR	OTE (CR)	2,000	---	---	6,000	4.69%	---	---	1,899,360	
PPABOR	P.P.A. S.A. (CR)	2,554	---	---	---	---	---	---	68,141	
TPEIRBOR	PIRAEUS FINANCIAL HOLD (CR)	---	---	---	---	---	---	---	13,323,499	
PPCBOR	PPC (CR)	4,000	---	---	---	---	---	---	1,469,484	
PROFBOR	PROFILE SA (CR)	---	---	---	---	---	---	---	10,064	
QUESTBOR	QUEST HOLDINGS (CR)	391	---	---	---	---	---	---	18,584	
OLYMPBOR	TECHNICAL OLYMPIC SA (CR)	---	---	---	---	---	---	---	---	
TENERGYBOR	TERNA ENERGY (CR)	---	---	---	---	---	---	---	493,463	
EYAPSBOR	THESSALONIKA WATER & SEWERAGE	---	---	---	---	---	---	---	---	
PLATBOR	THRACE PLASTICS SA (CR)	---	---	---	---	---	---	---	1,596	
TITCBOR	TITAN CEMENT (CB)	1,691	---	---	---	---	---	---	207,898	
VIOBOR	VIOHALCO SA/NV (CB)	744	---	---	---	---	---	---	---	

## Stock Lending Notes

[1] - Multilateral contracts Lending or Borrowing as per Methods 8-1, 8-2 and 8-3-3 (According to ATHEX BoD Resolution No.17)

[2] - Bilateral Contracts Lending or Borrowing as per Methods 8-3-1 and 8-3-2 & Contracts as per Method 4 (According to ATHEX BoD Resolution No.20)

[3] - The information concerning OTC Stock Borrowing Transactions is based on the statements of the Dematerialised Securities System (DSS) operators involved and refers to volumes that have been registered up until the previous working day.

[4] - Average Price (Volume weighted)

[5] - The Data concerning Open Interest before the start of trading session



## Sectors codification for listed companies

12003-	ETF	10101010	Computer Services
10101015	Software	10102030	Computer Hardware
15101010	Telecommunications Equipment	15102015	Telecommunications Services
20101010	Health Care Facilities	20101025	Health Care Services
20102010	Medical Equipment	20103015	Pharmaceuticals
30101010	Banks	30202000	Diversified Financial Services
30202010	Asset Managers & Custodians	30202015	Investment Services
30204000	Closed End Investments	30302010	Full Line Insurance
30302015	Insurance Brokers	30302025	Property and Casualty Insurance
35101010	Real Estate Holding and Development	35101015	Real Estate Services
35102000	Diversified REITs	35102030	Office REITs
35102045	Retail REITs.	40201040	Rental & Leasing Services: Consumer
40202010	Home Construction	40202015	Household Furnishings
40202020	Household Appliance	40203040	Electronic Entertainment
40204020	Clothing & Accessories	40301010	Entertainment
40301030	Publishing	40301035	Radio & TV Broadcasters
40401010	Diversified Retailers	40401020	Apparel Retailers
40401025	Home Improvement Retailers	40401030	Specialty Retailers
40501010	Airlines	40501015	Travel & Tourism
40501020	Casinos & Gambling	40501025	Hotels & Motels
45101015	Distillers & Vintners	45101020	Soft Drinks
45102010	Farming Fishing Ranching & Plantations	45102020	Food Products
45103010	Tobacco	45201010	Food Retailers & Wholesalers
45201020	Personal Products	50101010	Construction
50101020	Building Roof/Wallboard and Plumbing	50101030	Cement
50101035	Building Materials: Other	50202010	Electrical Components
50203015	Plastics	50203030	Containers & Packaging
50204000	Machinery: Industrial	50204020	Machinery: Construction & Handling
50205010	Industrial Suppliers	50205020	Back Office Support HR & Consulting
50205030	Forms & Bulk Printing Services	50206015	Commercial Vehicles & Parts
50206030	Marine Transportation	50206060	Transportation Services
55101000	Diversified Materials	55101020	Textile Products
55102000	General Mining	55102010	Iron & Steel
55102015	Metal Fabricating	55102035	Aluminum
60101020	Oil Refining and Marketing	65101010	Alternative Electricity
65101015	Conventional Electricity	65102000	Multi-Utilities
65102030	Water		



**ATHEX**  
Athens Stock Exchange

Λεωφ. Αθηνών 110 104 42 Αθήνα  
110, Athinon Ave. GR 104 42 Athens  
tel. (+30)210-33.66.800, fax (+30)210-33.66.101  
[www.athexgroup.gr](http://www.athexgroup.gr)