

24

Ημερήσιο Δελτίο  
Συναλλακτικής Δραστηριότητας

Daily Official List  
of Trading Activity

Monday, 7 October, 2024

Year: 145 Trading Day No: 190



**ATHEXGROUP**  
Athens Exchange Group

**Disclaimer:**

Hellenic Exchanges-Athens Stock Exchange S.A endeavours to ensure that the data and other material ("Information") presented on the Daily Official List are accurate and complete, but it is not liable for any errors or omissions of data or /and for the accuracy, credibility, updating and completeness of the aforesaid information nor it has any liability arising directly or indirectly from the use of the above Information.

The Company is not liable for the accuracy of the data included in listed companies' announcements. Only the sender of such an announcement is fully and solely liable for any infringement of third party's rights from the content of such announcement. All contents of the Daily Official List are provided only for information purposes and do not constitute investment advice or solicitation to invest in securities or other products listed for trading on the Exchange.

You acknowledge and agree that the Company is the owner of any property rights related to any Information appearing on the Daily Official List including intellectual property rights copyright, trademarks, etc.

The above data are a property of the Hellenic Exchanges-Athens Exchange and are copyright protected. Users are forbidden to reproduce, modify, copy, sale, transmit or redistribute, by all reproduction means and methods, part or the whole of the above data, without reference to their source.

The commercial exploitation of these data is, also, forbidden by third parties. Hellenic Exchanges-Athens Exchange does not carry any responsibility, direct or indirect, derived from usage or accidental alteration of the above data when used by third parties.

---

**Hellenic Exchanges – Athens Stock Exchange S.A.**

110 Athinon Ave., 10442 Athens, Tel: (210) 33.66.800, Fax: (210) 32.13.938

[www.athexgroup.gr](http://www.athexgroup.gr)

---

**Thessalonica Stock Exchange Center (T.S.E.C)**

16-18 Katouni Str., Thessalonica 546 25 Tel: (2310) 567.667, Fax: (2310) 530.545

**Athex Members Guarantee Fund**

14-16 Fidiou Str., Athens 106 78, Tel: (210) 33.04.682, Fax: (210) 33.04.155

**Hellenic Republic Capital Market Commission**

1 Kolokotroni Str. & 1 Stadiou Str., Athens 10562 Tel: (210) 33.77.100 Fax: (210) 33.77.173

---

**Table of Contents**

---

**Section 1: Statistical Figures of Securities, Derivatives and Lending**

Summary of Markets

Athex Indices

Analytic Figures for Athex Market's Boards and Categories

Trading Details by Athex Sectors and Financial Instruments (ETFs)

Top 10 best &amp; worst performing Shares

Derivatives Summary

**Section 2: Analytic Figures of Shares Transactions**

Analytic Figures of Shares Transactions

Shares' Notes

**Section 3: Figures of Securities Transactions**

Securities Blocks Details

Shares Rights Details

Stock Borrowing

Forced Sales Details

Forced Sales Registered Shares

Exchange Traded Funds (ETFs) Characteristics

**Section 5: Bonds traded in Fixed Income Assets Market**

Convertible Corporate Bonds - Regulated Market

Non Convertible Corporate Bonds - Regulated Market

Government Bonds

Treasury Bills &amp; Zero Coupon Government Bonds

Government Bonds Traded with the Open Outcry Method

State Banks Bonds

**Section 6: Additional Infos**

Athex &amp; ATHEXClear Members List

List of Stocks under Market Making operations

**Section 7: Derivatives Market Analytic Figures**

Index Futures

Stock Futures

Index Options

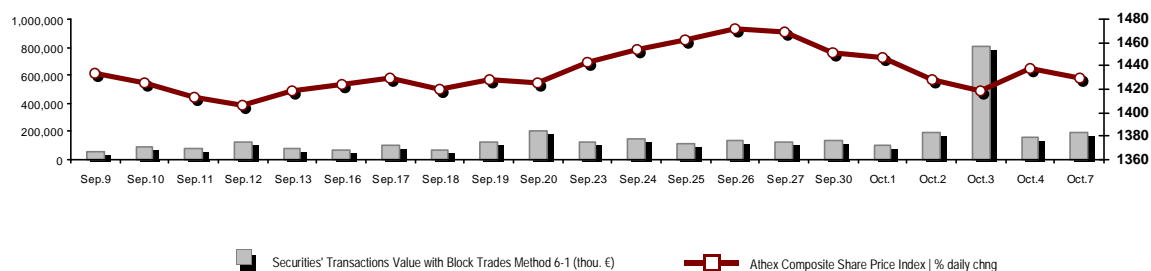
Stock Options

Stock Lending Analytic Figures

**Appendix A: Sectors codification for listed companies**

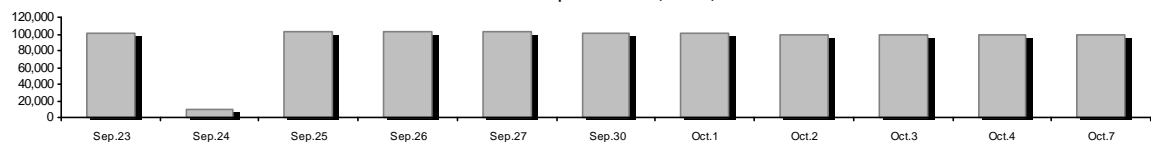
## Summary of Markets

Athex Composite Share Price Index vs Shares and Derivatives Transactions Value

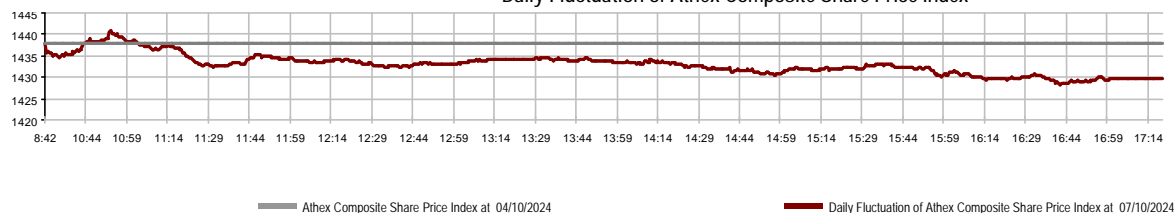


Athex Capitalisation (mill. €) **:	99,445.28		Derivatives Total Open Interest	453,065
Daily change: mill. €   %	-468.52	-0.47%	in Index Futures   % daily chng	5,911 -0.52%
Yearly Avg Capitalisation: mill. €   % chng prev year Avg	97,421.12	21.19%	in Stock Futures   % daily chng	445,576 0.48%
Athex Composite Share Price Index   % daily chng	1,429.73	-0.57%	in Index Options   % daily chng	955 2.03%
Athex Composite Share Price Index Capitalisation (mill. €)	90,455.14		in Stock Options   % daily chng	623 0.00%
Daily change (mill. €)	-341.59			
Securities' Transactions Value with Block Trades Method 6-1 (t)	189,972.58		Derivatives Contracts Volume:	8,937
Daily change: %	25,618.45	15.59%	Daily change: pieces   %	-4,203 -31.99%
YtD Avg Trans. Value: thou. €   % chng prev year Avg	131,980.10	20.45%	YtD Avg Derivatives Contracts % chng prev year Avg	37,707 -14.23%
Blocks Transactions Value of Method 6-1 (thou. €)	13,380.10		Derivatives Trades Number:	818
Blocks Transactions Value of Method 6-2 & 6-3 (thou. €)	24.34		Daily change: number   %	-348 -29.85%
Bonds Transactions Value (thou.€)	1,278.85		YtD Avg Trades number % chng prev year Avg	1,884 -19.16%
Securities' Transactions Volume with Block Trades Method 6-1 (tho)	35,824.42		Lending Total Open Interest	149,305
Daily change: thou. pieces   %	1,391.70	4.04%	Daily change: pieces   %	394 0.26%
YtD Avg Volume: % chng prev year Avg	28,575.38	-15.01%	Lending Volume (Multilateral/Bilateral)	68,000
Blocks Transactions Volume of Method 6-1 (thou. Pieces)	1,934.00		Daily change: pieces   %	67,453
Blocks Transactions Volume of Method 6-2 & 6-3 (thou. Pieces)	21.37		Multilateral Lending	68,000
Bonds Transactions Volume	1,302,000		Bilateral Lending	0
Securities' Trades Number with Block Trades Method 6-1	35,512		Lending Trades Number:	6
Daily change: number   %	-5,244	-12.87%	Daily change: %	4
YtD Avg Trades number % chng prev year Avg	37,079	2.36%	Multilateral Lending Trades Number	6
Number of Blocks Method 6-1	7		Bilateral Lending Trades Number	0
Number of Blocks Method 6-2 & 6-3	1			
Number of Bonds Transactions	214			

Athex Capitalisation (mill. €) \*\*



Daily Fluctuation of Athex Composite Share Price Index



## Athex Indices

Index name	07/10/2024	04/10/2024	pts.	%	Min	Max	Year min	Year max	Year change
Athex Composite Share Price Index	1,429.73 €	1,437.88	-8.15	-0.57%	1,428.39	1,440.75	1,293.14	1,505.35	10.56% #
Athex Composite Index Total Return Index	2,696.99 €	2,712.38	-15.39	-0.57%	2,694.46	2,717.78	2,355.44	2,789.06	14.50% #
Athex ESG Index	1,626.62 €	1,635.03	-8.41	-0.51%	1,623.90	1,638.74	1,471.77	1,722.97	10.52% #
ATHEX Alternative Market Price Index	14,242.74 €	14,458.35	-215.61	-1.49%	14,148.55	14,458.94	9,352.11	15,435.43	52.29% #
FTSE/Athex Large Cap	3,465.12 €	3,484.25	-19.13	-0.55%	3,459.29	3,492.42	3,122.79	3,665.50	10.96% #
FTSE/Athex Mid Cap Index	2,298.98 €	2,306.57	-7.59	-0.33%	2,296.80	2,311.76	2,054.77	2,459.55	2.14% #
FTSE/ATHEX High Dividend Yield Index	3,907.48 €	3,930.72	-23.24	-0.59%	3,903.36	3,931.45	3,629.54	4,217.66	3.61% #
FTSE/Athex Market Index	827.03 €	830.47	-3.44	-0.41%	825.70	832.60	746.82	875.18	10.74% #
FTSE/Athex Banks	1,225.27 €	1,227.93	-2.66	-0.22%	1,219.48	1,232.62	1,057.67	1,354.57	15.42% #
FTSE/ATHEX TECHNOLOGY & TELECOMMUNICAT	5,692.59 €	5,712.30	-19.71	-0.35%	5,657.51	5,722.52	4,915.95	5,822.95	12.23% #
FTSE/ATHEX FINANCIAL SERVICES	5,752.12 €	5,764.64	-12.52	-0.22%	5,725.89	5,786.86	4,996.31	6,357.41	14.72% #
FTSE/ATHEX REAL ESTATE	4,975.64 €	5,018.75	-43.11	-0.86%	4,973.88	5,032.78	4,507.00	5,120.52	0.31% #
FTSE/ATHEX CONSUMER DISCRETIONARY	5,118.20 €	5,166.13	-47.93	-0.93%	5,108.43	5,174.32	4,663.68	5,557.48	2.04% #
FTSE/ATHEX CONSUMER STAPLES	6,408.41 €	6,411.77	-3.36	-0.05%	6,395.37	6,457.21	5,069.68	6,604.22	25.94% #
FTSE/ATHEX INDUSTRIALS	6,508.10 €	6,609.21	-101.11	-1.53%	6,495.44	6,613.26	5,044.08	6,784.09	28.08% #
FTSE/ATHEX BASIC MATERIALS	4,744.11 €	4,799.71	-55.60	-1.16%	4,735.11	4,804.89	4,369.10	5,876.05	-2.58% €
FTSE/ATHEX ENERGY & UTILITIES	4,841.32 €	4,901.13	-59.81	-1.22%	4,841.32	4,910.35	4,536.38	5,474.06	-2.93% €
Athex All Share Index	330.09 €	331.65	-1.56	-0.47%	330.09	330.09	304.60	347.29	9.30% #
Hellenic Mid & Small Cap Index	2,044.41 €	2,066.35	-21.94	-1.06%	2,044.41	2,068.36	1,881.89	2,157.15	5.98% #
FTSE/Athex Large Cap Total Return	5,944.70 €	5,977.52	-32.82	-0.55%			5,201.70	6,187.73	15.05% #
FTSE/Athex Mid Cap Total Return	3,148.17 €	3,158.56	-10.39	-0.33%			2,872.41	3,302.69	3.86% #
MSCI GREECE REBASED	5,406.50 €	5,440.66	-34.16	-0.63%	5,389.84	5,451.36	4,964.20	5,837.84	8.46% #
Hellenic Corporate Bond Index	136.58 #	136.57	0.01	0.01%			129.54	136.65	5.35% #
Hellenic Corporate Bond Price Index	93.08 €	93.08	0.00	0.00%			90.52	93.15	2.69% #

Note 1: FTSE/Med 100, Hellenic Corporate Bond Price Index and Hellenic Corporate Bond Index closing prices refer to the previous trading day of 03/10/2024.

Note 2: The Hellenic Mid & Small Cap Index is a Customized index calculated by the Athens Exchange.

## Analytic Figures for Athex Market's Boards and Categories

	Total Traded Securities	Main Market	Surveillance	Exchange Traded Funds (ETFs)
Totals	125	117	7	1
Gain / Lose / Same:	26 / 70 / 29	25 / 68 / 24	1 / 1 / 5	0 / 1 / 0
Athex Capitalisation (mill. €) **	99,445.28	99,375.36	69.93	
Daily Average Trans/ons Value(thou.€)	131,980.10	131,865.62	30.92	245.86
Transactions Value	189,996.91	189,785.77	63.73	147.41
Main Board:	176,592.48	176,381.34	63.73	147.41
Blocks Board 6_2_3:	13,404.43	13,404.43	0.00	0.00
Forced Sales Board:	0.00	0.00	0.00	0.00
Special Terms Board:	0.00	0.00	0.00	0.00
Daily Average Transactions Volume	28,575,384	28,450,677	138,190	7,099
Transactions Volume	35,845,784	35,614,196	227,326	4,262
Main Board:	33,890,420	33,658,832	227,326	4,262
Blocks Board 6_2_3:	1,955,364	1,955,364	0	0
Forced Sales Board:	0	0	0	0
Special Terms Board:	0	0	0	0
Daily Average Number of Trades	37,079	36,976	58	45
Number of Trades	35,513	35,381	88	44
Main Board:	35,505	35,373	88	44
Blocks Board 6_2_3:	8	8	0	0
Forced Sales Board:	0	0	0	0
Special Terms Board:	0	0	0	0

## Trading Details by Athex Sectors and Financial Instruments (ETFs)

Code	Sectors	Gain / Lose / Same	Number of Trades	Transactions Volume	Transactions Value	% of Total Trans. Value
3010	- Banks	1 / 7 / 0	18,219	31,389,893	152,123,220.22	80.07%
5510	- Basic Resources	4 / 5 / 3	698	213,921	662,170.35	0.35%
5010	- Construction & Materials	2 / 7 / 6	2,033	536,440	2,601,963.79	1.37%
4020	- Consumer Products & Services	1 / 4 / 2	220	80,663	126,268.14	0.07%
6010	- Energy	1 / 3 / 0	1,590	303,921	3,254,954.64	1.71%
12000	- Financial Instruments	0 / 1 / 0	44	4,262	147,409.02	0.08%
3020	- Financial Services	2 / 0 / 2	241	41,073	188,465.80	0.10%
4510	- Food Beverage & Tobacco	3 / 2 / 4	262	36,344	776,235.52	0.41%
2010	- Health Care	0 / 3 / 0	92	47,093	42,510.19	0.02%
5020	- Industrial Goods & Services	4 / 9 / 3	1,664	652,981	3,293,119.79	1.73%
3030	- Insurance	0 / 1 / 0	65	6,612	29,595.64	0.02%
4030	- Media	0 / 0 / 1	75	21,188	10,231.41	0.01%
4520	- Personal Care, Drug & Grocery Stores	1 / 1 / 0	326	29,303	250,892.88	0.13%
3510	- Real Estate	3 / 4 / 6	1,062	304,397	1,377,003.34	0.72%
4040	- Retail	2 / 3 / 1	1,938	260,254	5,362,673.10	2.82%
1010	- Technology	2 / 7 / 1	903	317,335	1,145,620.48	0.60%
1510	- Telecommunications	0 / 1 / 0	1,121	267,297	4,199,772.16	2.21%
4050	- Travel & Leisure	0 / 6 / 0	1,617	618,483	4,321,442.18	2.27%
6510	- Utilities	0 / 6 / 0	3,343	714,324	10,083,366.29	5.31%

## Top 10 best &amp; worst performing Shares

## Main Market

With positive Price change	Closing price	change	With negative Price change	Closing price	change
ALUMIL (CR)	3.01	2.38% #	ATTICA BANK S.A. (CR)	2.45	-30.00% €
ORILINA PROPERTIES REIC (CR)	0.817	2.38% #	EKTER SA (CR)	1.562	-5.56% €
CC HBC AG (CR)	32.76	1.80% #	DOMIKI KRITIS SA (CR)	3.1	-3.73% €
PETROPOULOS PETROS (CR)	8.06	1.77% #	ATTICA HOLDINGS (CR)	2.25	-3.43% €
QUALITY & RELIABILITY SA (CR)	1.226	1.32% #	ELASTRON (CR)	1.98	-3.42% €
FOURLIS (CR)	3.88	1.04% #	ILYDA S.A. (CR)	1.81	-3.21% €
EUROBANK HOLDINGS (CR)	1.9815	0.99% #	INTERLIFE G.C.I.(CR)	4.42	-3.07% €
TPA SA (CR)	21.8	0.93% #	TITAN CEMENT (CB)	34	-2.58% €
HELLENIQ ENERGY (CR)	7.05	0.71% #	LAMDA DEVELOPMENT SA (CR)	7.5	-2.34% €
KARELIA (CR)	350	0.58% #	EYDAP S.A. (CR)	5.54	-2.12% €
With the highest Transactions Value	Value (thou. €)	change	With the highest Transactions Volume	Volume	change
NATIONAL BANK (CR)	118,157.69	-0.47% €	NATIONAL BANK (CR)	15,340,012	-0.47% €
EUROBANK HOLDINGS (CR)	12,123.18	0.99% #	ALPHA SERVICES HOLD (CR)	6,982,326	-1.23% €
ALPHA SERVICES HOLD (CR)	10,427.59	-1.23% €	EUROBANK HOLDINGS (CR)	6,135,409	0.99% #
PIRAEUS FINANCIAL HOLD (CR)	9,448.92	-0.45% €	PIRAEUS FINANCIAL HOLD (CR)	2,520,016	-0.45% €
JUMBO SA (CR)	5,169.72	-1.38% €	INTRALOT (CR)	311,870	-0.90% €
METLEN ENERGY & METALS (CR)	5,039.17	-1.77% €	PPC (CR)	271,607	-1.71% €
OTE (CR)	4,199.77	-0.32% €	OTE (CR)	267,297	-0.32% €
PPC (CR)	3,137.35	-1.71% €	ATTICA BANK S.A. (CR)	248,995	-30.00% €
OPAP (CR)	2,978.35	-0.56% €	CENERGY HOLDINGS (CB)	218,034	-1.12% €
CENERGY HOLDINGS (CB)	2,117.91	-1.12% €	HELLENIQ ENERGY (CR)	207,627	0.71% #

Note: Stocks that are not included in the "Under Supervision" category, and the transactions value is more than 10,000 €.

## Derivatives Summary

	Number of Trades	Volume	Open Interest
Index Futures	105	488	5,911
FTSE/Athex Banks	7	132	1,437
FTSE/Athex Large Cap	98	356	4,451
MSCI GREECE REBASED	0	0	23
Stock Futures	709	8,441	445,576
ADMIE (IPTO) HOLDING S.A. (CR)	8	48	28,713
AEGEAN AIRLINES (CR)	13	41	3,584
ALPHA SERVICES HOLD (CR)	89	3,248	174,690
ATHENS INTL AIRPORT (CR)	9	34	926
AUTOHELLAS SA (CR)	0	0	113
AVAX S.A. (CR)	1	3	1,187
CC HBC AG (CR)	3	11	135
CENERGY HOLDINGS (CB)	21	72	3,750
ELLAKTOR (CR)	15	53	3,538
ELVALHALCOR (CR)	3	13	4,305
EUROBANK HOLDINGS (CR)	41	1,214	21,688
EYDAP S.A. (CR)	3	3	4,063
FOURLIS (CR)	10	15	951
GEK TERNA (CR)	10	21	11,091
HELLENIC EXCHANGES-A.S.E. (CR)	1	2	3,513
HELLENIQ ENERGY (CR)	45	210	4,772
INTRACOM HOLDINGS (CR)	7	41	7,725
INTRAKAT (CR)	7	22	2,241
JUMBO SA (CR)	6	9	121
LAMDA DEVELOPMENT SA (CR)	23	49	6,094
METLEN ENERGY & METALS (CR)	31	115	3,770
MIG (CR)	2	2	104
MOTOR OIL (CR)	8	36	6,729
NATIONAL BANK (CR)	124	871	18,029
OPAP (CR)	2	4	906
OPTIMA BANK (CR)	2	6	59
OTE (CR)	11	27	2,698
P.P.A. S.A. (CR)	0	0	74
PIRAEUS FINANCIAL HOLD (CR)	125	1,845	86,568
PPC (CR)	63	377	21,545
QUEST HOLDINGS (CR)	0	0	177
TERNA ENERGY (CR)	0	0	16,645
TITAN CEMENT (CB)	17	28	366
VIOHALCO SA/NV (CB)	9	21	4,706
Index Options	3	3	955
FTSE/Athex Large Cap	3	3	955
Stock Options	1	5	623
ALPHA SERVICES HOLD (CR)	0	0	0
NATIONAL BANK (CR)	0	0	370
OPAP (CR)	0	0	121
OTE (CR)	1	5	10
PIRAEUS FINANCIAL HOLD (CR)	0	0	4
PPC (CR)	0	0	118
<b>Total Derivatives Traded</b>	<b>818</b>	<b>8,937</b>	<b>453,065</b>



Number of Outstanding Securities	Nominal Value	Dividends [1] 2021 2022 2023	Date of Last Dividend [2]	Last Coupon Right	Note	Shares	Closing price	% change	Previous closing price/date	Open price	Price min	Price max	Last price	Avg price	Last Bid [7]	Last Ask [7]	P/E after tax	Year	Volume	Trades	Transactions Value[8]	Company Mkt Value (thou. €)	Year low	Year high	Sector[4]	
2,352,839,697	0.290	---	---	0.026	26/07/2024	18/04/2017	---	---	---	---	---	---	---	---	---	---	---	---	---	---	---	---	---	---	---	---
36,353,868	1.00	---	(0.025)	0.1	16/07/2024	21/08/2023	---	---	---	---	---	---	---	---	---	---	---	---	---	---	---	---	---	---	---	---
48,624,764	0.080	0.46	0.65	0.7	22/04/2024	05/12/2022	---	---	---	---	---	---	---	---	---	---	---	---	---	---	---	---	---	---	---	---
442,834,755	0.100	---	---	---	---	23/09/2024	---	---	---	---	---	---	---	---	---	---	---	---	---	---	---	---	---	---	---	---
190,162,681	---	---	0.05	0.08	25/06/2024	07/12/2016	---	---	---	---	---	---	---	---	---	---	---	---	---	---	---	---	---	---	---	---
373,239,562	6.70	0.71	0.78	0.93	30/05/2024	29/04/2013	---	---	---	---	---	---	---	---	---	---	---	---	---	---	---	---	---	---	---	---
3,676,736,329	0.220	---	---	0.0933	25/07/2024	20/05/2019	---	---	---	---	---	---	---	---	---	---	---	---	---	---	---	---	---	---	---	---
305,635,185	2.18	0.1	0.3	0.9	10/07/2024	01/10/2003	---	---	---	---	---	---	---	---	---	---	---	---	---	---	---	---	---	---	---	---
160,523,985	0.300	---	---	---	12/08/2008	30/12/2022	---	---	---	---	---	---	---	---	---	---	---	---	---	---	---	---	---	---	---	---
136,059,759	0.880	0.77	0.322	1	10/07/2024	05/03/2014	---	---	---	---	---	---	---	---	---	---	---	---	---	---	---	---	---	---	---	---
176,736,715	0.300	---	---	---	30/05/2007	27/11/2019	---	---	---	---	---	---	---	---	---	---	---	---	---	---	---	---	---	---	---	---
142,891,161	0.970	0.4341	1.24	1.5531	26/06/2024	07/07/2017	---	---	---	---	---	---	---	---	---	---	---	---	---	---	---	---	---	---	---	---
78,325,475	---	---	0.6	0.85	25/06/2024	23/07/2019	---	---	---	---	---	---	---	---	---	---	---	---	---	---	---	---	---	---	---	---
259,189,761	0.1	0.12	0.12	25/06/2024	26/02/2016	---	---	---	---	---	---	---	---	---	---	---	---	---	---	---	---	---	---	---	---	---
148,321,516	0.300	---	0.07	0.03	29/07/2024	22/01/2020	---	---	---	---	---	---	---	---	---	---	---	---	---	---	---	---	---	---	---	---
232,000,000	2.12	0.0854	0.0682	0.0582	09/09/2024	19/06/2017	---	---	---	---	---	---	---	---	---	---	---	---	---	---	---	---	---	---	---	---
90,167,100	0.500	---	---	0.7515	20/05/2024	24/05/2021	---	---	---	---	---	---	---	---	---	---	---	---	---	---	---	---	---	---	---	---
103,423,291	0.570	---	---	---	01/08/2011	28/08/2024	---	---	---	---	---	---	---	---	---	---	---	---	---	---	---	---	---	---	---	---
382,000,000	2.48	---	---	0.25	22/07/2024	12/12/2001	---	---	---	---	---	---	---	---	---	---	---	---	---	---	---	---	---	---	---	---
300,000,000	1.00	---	---	0.33	21/05/2024	07/02/2024	---	---	---	---	---	---	---	---	---	---	---	---	---	---	---	---	---	---	---	---
914,715,153	1.00	---	---	0.3643	29/07/2024	29/08/2018	---	---	---	---	---	---	---	---	---	---	---	---	---	---	---	---	---	---	---	---
375,241,586	0.390	0.03	0.06	0.04	25/06/2024	14/07/2006	---	---	---	---	---	---	---	---	---	---	---	---	---	---	---	---	---	---	---	---
348,192,005	0.040	---	---	---	05/07/2011	22/07/2024	---	---	---	---	---	---	---	---	---	---	---	---	---	---	---	---	---	---	---	---
60,348,000	0.420	0.1515	0.1565	0.2504	25/06/2024	04/08/2021	---	---	---	---	---	---	---	---	---	---	---	---	---	---	---	---	---	---	---	---
106,500,000	0.600	0.28	0.02	0.1	22/07/2024	13/09/2021	---	---	---	---	---	---	---	---	---	---	---	---	---	---	---	---	---	---	---	---
604,095,621	0.300	---	---	---	30/05/2013	10/10/2023	---	---	---	---	---	---	---	---	---	---	---	---	---	---	---	---	---	---	---	---
110,782,980	0.750	0.9054	1.6299	1.8415	26/06/2024	04/11/2013	---	---	---	---	---	---	---	---	---	---	---	---	---	---	---	---	---	---	---	---
370,062,741	0.300	0.6	1	1.6123	29/04/2024	25/06/2024	---	---	---	---	---	---	---	---	---	---	---	---	---	---	---	---	---	---	---	---
412,693,573	2.83	0.8231	0.5888	0.7216	04/07/2024	18/06/1998	---	---	---	---	---	---	---	---	---	---	---	---	---	---	---	---	---	---	---	---
1,250,367,223	0.930	---	---	0.0632	10/07/2024	14/04/2021	---	---	---	---	---	---	---	---	---	---	---	---	---	---	---	---	---	---	---	---
66,850,563	0.780	0.1493	0.1495	0.2313	02/05/2024	13/06/2018	---	---	---	---	---	---	---	---	---	---	---	---	---	---	---	---	---	---	---	---
118,105,090	0.300	0.3411	0.3798	0.3821	08/07/2024	05/03/2020	---	---	---	---	---	---	---	---	---	---	---	---	---	---	---	---	---	---	---	---
73,774,142	3.45	---	---	0.44	25/06/2024	04/10/2023	---	---	---	---	---	---	---	---	---	---	---	---	---	---	---	---	---	---	---	---

## Main Market - Medium Liquidity Class

13,126,020	0.660	0.1163	0.1158	0.1376	10/07/2024	04/09/2020	---	---	---	---	---	---	---	---	---	---	---	---	---	---	---	---	---	---	---	---
3,114,144	0.360	0.3427	0.2304	0.563	20/05/2024	02/06/2020	---	---	---	---	---	---	---	---	---	---	---	---	---	---	---	---	---	---	---	---
53,064,387	0.050	---	---	---	04/06/2008	27/03/2023	---	---	---	---	---	---	---	---	---	---	---	---	---	---	---	---	---	---	---	---





Section 2: Analytic Figures of Shares Transactions

Monday, 7 October, 2024

Number of Outstanding Securities	Nominal Value	Dividends [1]	Date of Last Coupon		Date of Last Dividend [2]	Coupon Right	Note	Shares	Closing price	% change	Previous closing price/date	Open price	Price min	Price max	Last price	Avg price	Last Bid [7]	Last Ask [7]	P/E after tax	Year	Volume	Trades	Transactions Value[8]	Company Mkt Value (thou. €)	Year low	Year high	Sector[ 4]	
3,307,500	0.210	---	0.4	---	13/10/2023	30/11/2022	---	ELVE SA (CR)	5.6	---	5.6	04/10/2024	5.6	5.6	5.75	5.6	5.608	500@5.55	300@5.70	10.46	2023	1,904	4	10,678.00	18,522.00	4.7	5.85	40204020
86,735,980	0.310	---	---	0.02	22/07/2024	07/09/2023	---	ATHENS MEDICAL CENTER SA (CR)	1.48	-0.34	1.485	04/10/2024	1.53	1.455	1.53	1.495	1.479	25@1.48	13@1.50	---	---	3,959	25	5,855.38	128,369.25	1.44	2.03	20101025
3,417,600	0.100	0.016	0.016	0.016	04/07/2024	02/04/2024	---	INTERWOOD-XYLEMPORIA (PR)	0.398	---	0.398	04/10/2024	0.398	0.398	0.398	0.398	0.398	---	1998@0.398	---	---	30	1	11.94	13,622.90	0.252	0.595	50101020
2,760,000	11.83	11	11.8	12.4	03/06/2024	16/07/1990	---	KARELIA (CR)	350	0.58	348	04/10/2024	350	350	360	350	351.509	20@340.00	3@350.00	---	---	265	18	93,150.00	966,000.00	312	360	45103010
6,700,000	0.800	0.047	0.047	0.047	23/07/2024	29/05/2014	---	MILLS KEPENOS (CR)	1.54	---	1.54	04/10/2024	1.56	1.56	1.56	1.56	1.56	80@1.47	60@1.56	16.54	2023	5	1	7.80	10,318.00	1.35	2.26	45102020
18,017,472	0.360	---	---	---	09/09/2022	28/08/2017	---	DOMAINE COSTA LAZARIDI (CR)	1.8	---	1.8	04/10/2024	1.75	1.75	1.75	1.75	1.75	50@1.76	1250@1.82	---	---	23	1	40.25	32,431.45	1.6	1.9	45101015
21,364,000	1.12	---	0.4	---	21/08/2023	08/03/2023	---	LAMPSA HOTEL SA (CR)	38.2	-1.55	38.8	04/10/2024	38.6	38	38.6	38.2	38.44	75@37.60	75@38.60	---	---	655	6	25,178.00	816,104.80	28.4	39.8	40501025
5,939,268	0.620	---	---	---	10/07/2003	03/01/2002	---	LANAKAM SA (CR)	0.9	---	0.9	04/10/2024	---	---	---	---	---	400@0.880	9@0.975	---	---	---	---	---	5,345.34	0.825	1.18	40401020
9,819,370	0.500	---	---	---	14/08/2007	09/01/2004	---	MATHIOS REFRACTORY SA (CR)	0.75	---	0.75	04/10/2024	---	---	---	---	---	330@0.680	700@0.730	---	---	---	---	---	7,364.53	0.638	1.3	55101000
32,188,050	0.700	---	---	---	21/07/2008	20/01/2000	---	MOUZAKIS (CR)	0.71	---	0.71	04/10/2024	0.7	0.695	0.7	0.695	0.699	210@0.695	250@0.715	---	---	490	5	342.55	22,853.52	0.595	0.92	55101020
43,200,000	1.00	0.0824	---	0.0383	19/08/2024	13/09/2023	---	MPLE KEDROS (CR)	3.62	---	3.62	04/10/2024	3.62	3.61	3.62	3.62	3.615	657@3.62	100@3.63	---	---	4,113	34	14,868.36	156,384.00	3.2	3.62	35102000
6,340,000	0.600	0.17	0.1	0.2	11/12/2023	11/01/2024	---	NAKAS MUSIC	2.82	---	2.82	04/10/2024	2.8	2.7	2.98	2.7	2.71	100@2.72	111@2.82	---	---	164	6	444.36	17,878.80	2.5	3.16	40401030
27,379,200	0.980	---	0.45	0.5001	01/08/2024	29/08/2022	---	CRETE PLASTICS SA (CR)	14.4	---	14.4	04/10/2024	14.5	14.4	14.5	14.4	14.421	2@14.50	100@14.80	---	---	72	2	1,038.30	394,260.48	14	16.4	50203015
255,494,534	2.71	0.279	0.255	0.247	14/06/2024	30/09/2021	---	PRODEA (CR)	6.5	---	6.5	04/10/2024	6.7	6.7	6.7	6.7	6.7	1100@6.50	10@6.85	---	---	50	1	335.00	1,660,714.47	6.45	8	35102000
4,181,450	0.500	---	---	---	21/08/2000	05/03/2002	---	FLOUR MILLS SARANTOPOULOS SA	1.07	---	1.07	04/10/2024	1.07	1.07	1.07	1.07	1.07	---	317@1.07	---	---	2	1	2.14	4,474.15	0.965	1.17	45102020

Exchange Traded Funds (ETFs)

971,502	---	---	---	---	15/06/2016	---	---	ALPHA ETF FTSE Athex Large Cap	34.55	-0.55	34.74	04/10/2024	34.74	34.465	34.82	34.55	34.587	500@34.46	500@34.66	---	---	4,262	44	147,409.02	---	31.58	38	12003
---------	-----	-----	-----	-----	------------	-----	-----	--------------------------------	-------	-------	-------	------------	-------	--------	-------	-------	--------	-----------	-----------	-----	-----	-------	----	------------	-----	-------	----	-------

Surveillance

89,078,604	0.040	---	---	---	07/07/2010	16/01/2024	5160	FRIGOGLASS SA (CR)	0.286	10.00	0.26	04/10/2024	0.286	0.286	0.286	0.286	0.286	10000@0.276	30551@0.286	---	2023	213,720	67	61,123.92	25,476.48	0.172	0.44	50204000	
13,191,620	0.620	---	---	---	04/08/2010	09/09/2002	5232	YALCO - CONSTANTINOY (CR)	0.162	---	0.162	04/10/2024	0.146	0.146	0.146	0.146	0.146	3955@0.146	2100@0.178	---	---	45	1	6.57	2,137.04	0.146	0.208	40202020	
17,579,754	4.16	---	---	---	18/08/2006	02/08/2010	---	BIOTER SA (CR)	0.27	---	0.27	04/10/2024	0.244	0.244	0.244	0.244	0.244	2569@0.244	5000@0.280	---	---	431	1	105.16	4,746.53	0.2	0.436	50101010	
54,654,600	0.050	---	---	---	01/07/1998	30/12/2022	5275	VIS SA (CR)	0.132	-5.71	0.14	04/10/2024	0.13	0.13	0.14	0.132	0.132	11000@0.131	570@0.140	---	2023	6,000	8	789.44	7,214.41	0.13	0.288	50203030	
51,754,364	0.300	---	---	---	23/12/2003	24/01/2007	5197	SELECTED TEXT. IND. ASSOC (CR)	0.12	---	0.12	04/10/2024	---	---	---	---	---	---	---	4371@0.108	---	---	---	---	---	6,210.52	0.108	0.164	55101020
15,842,391	1.51	---	---	---	15/07/2009	12/05/2000	5141	BITROS HOLDING SA (CR)	0.68	---	0.68	04/10/2024	---	---	---	---	---	---	---	84@0.615	---	---	---	---	---	10,772.83	0.41	0.755	55102010
24,319,250	0.300	---	---	---	09/07/2002	04/07/2007	5165	PROODEFTIKH SA (CR)	0.22	---	0.22	04/10/2024	0.22	0.22	0.22	0.22	0.2256172@0.220	1000@0.240	---	---	---	---	5,100	4	1,122.00	5,350.24	0.2	0.4	50101010
28,438,268	0.070	---	---	---	21/08/2006	24/11/1999	5253	SPIROY AGRICULTURE SA (CR)	0.127	---	0.127	04/10/2024	0.115	0.115	0.115	0.115	0.115	10@0.115	7241@0.139	---	---	1,940	6	223.10	3,611.66	0.115	0.252	45102010	
1,011,000	1.00	---	---	---	01/07/2004	11/12/2012	5193	TRIA ALFA SA (CR)	4.36	---	4.36	04/10/2024	4.04	4.04	4.04	4.04	4.04	10@4.04	50@4.60	---	2023	90	1	363.60	4,407.96	3.92	8.95	55101020	

Suspension Status

12,417,000	0.310	---	---	---	27/08/2019	28/08/2017	5233	MLS MULTIMEDIA SA (CR)	0.57	---	0.57	12/05/2020	---	---	---	---	---	---	---	---	---	---	---	---	---	7,077.69	0.57	0.57	10101015	
65,326,268	0.530	---	---	---	04/07/2007	19/07/2006	4750	SATO SA (CR)	0.028	---	0.028	05/09/2024	---	---	---	---	---	---	---	---	---	---	---	---	---	---	1,829.14	0.027	0.067	40202015
3,961,300	1.28	---	---	---	29/06/2004	03/08/2000	5248	DUROS SA (CR)	0.25	---	0.25	24/04/2023	---	---	---	---	---	---	---	---	---	---	---	---	---	---	990.33	0.25	0.25	40204020
10,203,575	0.730	---	---	---	16/07/2007	18/10/1999	---	FIERATEX SA (CR)	0.359	---	0.359	30/04/2024	---	---	---	---	---	---	---	---	---	---	---	---	---	---	3,663.08	0.335	0.538	55101020

## Shares' Notes

Code	Note text
( )	- Adjusted dividends.
*	- Last adjusted closing price.
[1]	- Net dividends.
[2]	- The "Date of Last Coupon" for New listings refers to the date company's stocks started to trade in Athex
[3]	- The Company Market Value is referred to the number of outstanding shares
[4]	- Sectors codification can be found in Appendix A
[5]	- The Market Value refers to the total number of shares listed (including their several classes) in the exchange by the company.
[6]	- P/E greater than 100
[7]	- Last view of the Order Book before the end of the trading session
[8]	- All Blocks Methods' Transactions Value are included.
4750	- Transfer to the Under Surveillance Category from 8/4/2011.
5093	- Transfer to the Surveillance Category as of 8/4/2015.
5141	- Transfer to the Surveillance Category as of 10/05/2017.
5160	- Transfer to the Surveillance Category as of 15/04/2016.
5165	- Transfer to the Surveillance Category as of 15/02/2018.
5193	- Transfer to the Surveillance Category as of 25/10/2018.
5197	- Transfer to the Surveillance Category as of 07/11/2018.
5232	- Transfer to the Under Surveillance Category from 08/04/2011.
5233	- Suspension of trading as of 13/05/2020.
5248	- Transfer to the Surveillance Category as of 06/09/20116.
5253	- Transfer to the Surveillance Category as of 14/5/2021.
5275	- Transfer to the Surveillance Category as of 09/07/2020.

## Securities Blocks Details

Securities	Block Volume	Price	Block Trade Value	Time of approval	Note
INTRALOT (CR)	21,368	1.14	24,338.15	11:42:42	14
NATIONAL BANK (CR)	1,309,968	7.73	10,127,362.61	11:55:49	20
NATIONAL BANK (CR)	60,000	7.74	464,400.00	11:55:56	20
JUMBO SA (CR)	13,406	25.92	347,483.52	13:17:49	20
NATIONAL BANK (CR)	46,143	7.67	353,870.67	16:33:32	20
PIRAEUS FINANCIAL HOLD (CR)	354,479	3.75	1,327,878.33	16:35:56	20
PIRAEUS FINANCIAL HOLD (CR)	100,000	3.75	374,600.00	16:54:04	20
NATIONAL BANK (CR)	50,000	7.69	384,500.00	16:59:19	20

## Blocks Notes

9 - Method 6-1 / Special Fees

10 - Method 6-1 / Special Fees, SDS

14 - Method 6-3 / Settlement, Incomplete Buy and Sell

18 - Method 6-2 / SPOT 1

19 - Method 6-2 / SPOT 2

20 - Method 6-1 and Method 6-1 Same Day Settlement

21 - Other Pre-agreed

## Shares Rights Details

Occured date	Exercise from	Exercise until	Trading until	Rights	Price min	Price max	Closing price	Last Bid	Last Ask	Volume	Trades	Transactions Value
--------------	---------------	----------------	---------------	--------	-----------	-----------	---------------	----------	----------	--------	--------	--------------------

No Rights Transactions.

---

**Forced Sales Details**

---

Securities	Category of Security	Transactions Volume	Number of Trades	Transactions Value	Note
------------	----------------------	------------------------	---------------------	-----------------------	------

---

No Forced Transactions.

---

---

**Forced Sales Notes**

---

- 1 - Compulsory Public Forced Sales
- 2 - Forced Sales of Fixed Registered Shares
- 3 - Forced Sales of Remaining Fractional Shares



## Exchange Traded Funds (ETFs) Characteristics

	Transactions Date (T)	Creation / Redemption	Units (T-1)	New Units (T-1)	Redemption Units (T-1)	Units (T) [1]	Fund Assets [2]	Net Unit Price	Dividend per Unit	Dividend Date
ALPHA ETF FTSE Athex Large Cap	07/10/2024	5,000	971,502	---	---	971,502	33,784,290.00	34.7753	1.35	01/07/2024

## ETFs Notes

[1] - Units (T) = Units (T-1) + New Units (T-1) - Redemption Units (T-1)

[2] - The Creation / Redemption Units of T-1 are included.

## Non Convertible Corporate Bonds - Regulated Market

Num Listed Bonds	Nominal price	Issue price	Today's Rate	Exp. Date	Duration (years)	Note	Coupon		Trading Unit	Corporate Bonds	Accrued Int.	Yield.T.Mat	Price min	Price max	Closing price	Previous closing price/date	Volume	Transactions Value	Last order		ear min	Year max		
							Common	Preferred											Price	Buy / Sell			Date	
300,000	1,000.00	1,000.00	2.30	20/07/2028	7	---	7	---	1	PRODEA REIC S.A.(Non Convertible)	5.0472	4.4050	91.9000	92.2000	92.0013	92.0200	04/10/2024	101,000	93,445.27	91.9100	B	37/10/2024	86.1234	92.5200
320,000	1,000.00	1,000.00	3.40	21/07/2027	7	---	9	---	1	LAMDA DEVELOPMENT S.A. (Non Convertible)	7.4611	3.5810	97.5500	98.2000	98.2000	97.4500	04/10/2024	95,000	93,568.30	97.5500	B	37/10/2024	92.0000	98.4998
200,000	1,000.00	1,000.00	2.10	27/10/2027	7	---	8	---	1	O.P.A.P. S.A. (Non Convertible)	9.5083	3.2480	96.0000	96.0000	96.0000	96.1180	04/10/2024	2,000	1,939.02	96.0000	B	37/10/2024	90.5800	96.6000
200,000	1,000.00	1,000.00	1.90	23/03/2028	7	---	8	---	1	MOTOR OIL CORINTH REFINERIES SA (Non Convertible)	0.8444	3.5280	94.1000	94.3000	94.1667	94.6000	04/10/2024	3,000	2,827.53	94.1000	B	37/10/2024	90.8477	94.6999
100,000	1,000.00	1,000.00	2.95	11/02/2027	5	---	6	---	1	SAFE BULKERS PARTICIPATIONS PLC (Non Convertible)	4.7528	4.3060	---	---	---	96.3330	04/10/2024	---	---	96.3500	B	37/10/2024	92.0000	97.9900
230,000	1,000.00	1,000.00	4.70	12/07/2029	7	---	5	---	1	LAMDA DEVELOPMENT S.A. (Non convertible)	11.6194	4.0030	100.8500	101.5000	101.0897	100.8400	04/10/2024	34,000	34,765.56	101.1000	B	37/10/2024	97.0000	103.1000
100,000	1,000.00	1,000.00	4.40	26/07/2029	7	---	5	---	1	CPLP SHIPPING HOLDINGS PLC (Non Convertible)	9.1667	4.0510	99.8000	99.8000	99.8000	99.8170	04/10/2024	14,000	14,100.33	99.7100	B	37/10/2024	95.0948	101.4999
199,375	1,000.00	1,000.00	3.60	12/03/2026	7	---	12	---	1	AEGEAN AIRLINES S.A. (Non Convertible)	2.7000	3.0610	99.8000	99.9000	99.8833	99.7810	04/10/2024	120,000	120,184.00	99.4010	B	37/10/2024	97.1458	99.9000
150,000	1,000.00	1,000.00	2.60	22/10/2026	7	---	10	---	1	TERNA ENERGY FINANCE S.A. (Non Convertible)	12.2778	3.6790	97.0001	97.6500	97.0001	97.1800	04/10/2024	35,000	34,430.75	97.0001	B	37/10/2024	92.8293	97.9900
500,000	1,000.00	1,000.00	2.75	03/07/2027	7	---	9	---	1	GEK TERNA S.A. (Non Convertible)	7.4861	3.5330	96.6200	96.9899	96.9600	96.4160	04/10/2024	43,000	41,995.04	96.5500	B	37/10/2024	91.5500	96.9900
100,000	1,000.00	1,000.00	2.70	25/05/2026	5	---	7	---	1	COSTAMARE PARTICIPATIONS PLC (Non Convertible)	10.1250	3.9470	97.5000	97.5000	97.5000	97.5400	04/10/2024	26,000	25,613.25	97.5000	B	37/10/2024	94.2567	99.2686
120,000	1,000.00	1,000.00	3.95	04/04/2025	7	---	14	---	1	GEK TERNA S.A. (Non Convertible)	0.5486	3.1290	99.8000	100.1500	100.0020	100.0790	04/10/2024	76,000	76,043.19	99.8000	B	37/10/2024	98.1282	100.1500
150,000	1,000.00	1,000.00	2.65	22/10/2026	5	---	6	---	1	CPLP SHIPPING HOLDINGS PLC (Non Convertible)	12.5139	4.3720	96.0500	96.1100	96.0717	96.1020	04/10/2024	46,000	44,768.64	96.1000	B	37/10/2024	93.0000	97.0000
250,000	1,000.00	1,000.00	2.45	16/11/2028	7	---	6	---	1	ELVALHALCOR S.A. (Non Convertible)	9.9361	3.5980	94.0100	94.8993	94.8989	94.2960	04/10/2024	44,000	41,949.26	94.2500	B	37/10/2024	88.4206	97.3000
120,000	1,000.00	1,000.00	2.65	06/12/2028	7	---	6	---	1	NOVAL PROPERTY REIC (Non Convertible)	9.2014	3.7090	92.6601	95.0999	95.0999	93.4360	04/10/2024	62,000	58,286.69	92.7000	B	37/10/2024	88.5000	95.2731
300,000	1,000.00	1,000.00	2.30	14/12/2028	7	---	6	---	1	GEK TERNA S.A. (Non Convertible)	7.4750	4.1530	91.4600	92.7000	92.3255	92.4400	04/10/2024	211,000	196,384.05	91.6000	B	37/10/2024	86.5021	92.7400
100,000	1,000.00	1,000.00	2.80	25/01/2027	5	---	6	---	1	PREMIA S.A. (Non Convertible)	5.9111	4.1650	---	---	---	96.4170	03/10/2024	---	---	95.0005	B	37/10/2024	90.9974	97.8048
500,000	1,000.00	1,000.00	4.00	10/07/2030	7	---	3	---	1	METLEN ENERGY & METALS S.A. (Non Convertible)	10.1111	3.6260	100.8500	101.1894	100.9201	101.1890	04/10/2024	291,000	296,722.89	100.9001	B	37/10/2024	98.3001	101.7900

## Corporate Bonds Notes

Transactions Volume = (Pieces) \* (Nominal Price). Transactions Value = (Pieces) \* (Nominal Price) \* (price %) + (Accrued interest).

The price of a Bond is stated as a percentage (%) of Bond's Nominal Price.

Nominal Price in Euros (€), except if it is noted differently.

## Non Convertible Corporate Bonds - Regulated Market

Num Listed Bonds	Nominal price	Issue price	Today's Rate	Exp. Date	Duration (years)	Note	Coupon		Trading Unit	Corporate Bonds	Accrued Int.	Yield.T.Mat	Price min	Price max	Closing price	Previous closing price/date	Volume	Transactions Value	Last order		ear min	Year max		
							Common	Preferred											Price	Buy / Sell			Date	
100,000	1,000.00	1,000.00	5.50	15/12/2028	5	---	2	---	1	IDEAL HOLDINGS S.A. (Non Convertible)	17.4167	4.3960	103.1000	103.3398	103.2407	103.2180	04/10/2024	25,000	26,245.58	103.1000	B	37/10/2024	100.6502	104.1000
200,000	1,000.00	1,000.00	4.25	23/01/2029	5	---	2	---	1	AUTOHELLAS S.A. (Non Convertible)	9.2083	4.1240	99.5000	100.5000	100.0000	100.3840	04/10/2024	37,000	37,247.01	99.7500	B	37/10/2024	97.5000	101.0000
130,000	1,000.00	1,000.00	6.00	27/02/2029	5	---	2	---	1	INTRALOT S.A. (Non Convertible)	7.1667	4.9940	102.5000	103.0000	102.9900	102.5230	04/10/2024	37,000	38,334.16	102.4000	B	37/10/2024	100.0050	103.1000

## Corporate Bonds Notes

Transactions Volume = (Pieces) \* (Nominal Price). Transactions Value = (Pieces) \* (Nominal Price) \* (price %) + (Accrued interest).

The price of a Bond is stated as a percentage (%) of Bond's Nominal Price.

Nominal Price in Euros (€), except if it is noted differently.

## Government Bonds

Number Listed Bonds	Nominal price	Today's Rate	Accrued Interest Calc	Exp. Date [1]	Duration (years)	Note	Coupons Date	Curr. coupon value	Trading Unit	Government Bonds	Price min	Price max	Closing price	Previous closing price/date	Volume	Transactions Value	Price	Last order Buy / Sell	Date
3,000,000	1,000.00	4.13	Actual/Actual	15/06/2054	30	---	15/06	4.13	1	GGB-FXD-150654-30Y-4.125-1.000	---	---	---	---	---	---	---	---	---
4,700,000	1,000.00	1.88	Actual/Actual	04/02/2035	15	---	04/02	1.88	1	GGB-FXD-040235-15Y-1.875-1.000	---	---	---	---	---	---	---	---	---
6,000,000	1,000.00	0.75	Actual/Actual	18/06/2031	10	---	18/06	0.75	1	GGB-FXD-180631-10Y-0.750-1.000	---	---	---	---	---	---	---	---	---
3,600,000	1,000.00	3.88	Actual/Actual	15/06/2028	5	---	15/06	3.88	1	GGB-FXD-150628-05Y-3.875-1.000	---	---	---	---	---	---	---	---	---
5,962,747,327	1.00	3.75	Actual/Actual	30/01/2028	10	---	/02 - 01/02 - 31/	3.75	1	GGB-FXD-300128-10Y-3.750-1.000	---	---	---	85.4610 13/07/2018	---	---	1.0000	B	28/11/2018
7,067,309,386	1.00	3.90	Actual/Actual	30/01/2033	15	---	/02 - 01/02 - 31/	3.90	1	GGB-FXD-300133-15Y-3.900-1.000	---	---	---	78.6730 13/07/2018	---	---	1.0000	B	28/11/2018
5,622,848,349	1.00	4.00	Actual/Actual	30/01/2037	19	---	/02 - 01/02 - 31/	4.00	1	GGB-FXD-300137-19Y-4.000-1.000	---	---	---	77.0370 13/07/2018	---	---	1.0000	B	28/11/2018
5,476,770,669	1.00	4.20	Actual/Actual	30/01/2042	24	---	/02 - 01/02 - 31/	4.20	1	GGB-FXD-300142-24Y-4.200-1.000	---	---	---	77.7640 13/07/2018	---	---	1.0000	B	28/11/2018
4,450,000	1,000.00	3.38	Actual/Actual	15/06/2034	10	---	15/06	3.38	1	GGB-FXD-150634-10Y-3.375-1.000	---	---	---	---	---	---	---	---	---
40,248,141	1.00	4.30	Actual/Actual	24/02/2025	13	---	24/02	4.30	1	GGB-FXD-240225-13Y-2.000-1.000	---	---	---	10.0000 22/06/2015	---	---	---	---	---
59,586,043	1.00	4.30	Actual/Actual	24/02/2026	14	---	24/02	4.30	1	GGB-FXD-240226-14Y-2.000-1.000	---	---	---	10.0000 22/06/2015	---	---	---	---	---
41,118,344	1.00	4.30	Actual/Actual	24/02/2027	15	---	24/02	4.30	1	GGB-FXD-240227-15Y-2.000-1.000	---	---	---	10.0000 22/06/2015	---	---	---	---	---
45,137,734	1.00	4.30	Actual/Actual	24/02/2028	16	---	24/02	4.30	1	GGB-FXD-240228-16Y-2.000-1.000	---	---	---	10.0000 22/06/2015	---	---	---	---	---
61,768,888	1.00	4.30	Actual/Actual	24/02/2029	17	---	24/02	4.30	1	GGB-FXD-240229-17Y-2.000-1.000	---	---	---	10.0000 22/06/2015	---	---	---	---	---
54,567,744	1.00	4.30	Actual/Actual	24/02/2030	18	---	24/02	4.30	1	GGB-FXD-240230-18Y-2.000-1.000	---	---	---	10.0000 22/06/2015	---	---	---	---	---
37,541,515	1.00	4.30	Actual/Actual	24/02/2031	19	---	24/02	4.30	1	GGB-FXD-240231-19Y-2.000-1.000	---	---	---	10.0000 22/06/2015	---	---	---	---	---
37,558,317	1.00	4.30	Actual/Actual	24/02/2032	20	---	24/02	4.30	1	GGB-FXD-240232-20Y-2.000-1.000	---	---	---	10.0000 22/06/2015	---	---	---	---	---
37,473,732	1.00	4.30	Actual/Actual	24/02/2033	21	---	24/02	4.30	1	GGB-FXD-240233-21Y-2.000-1.000	---	---	---	10.0000 22/06/2015	---	---	---	---	---
33,888,293	1.00	4.30	Actual/Actual	24/02/2034	22	---	24/02	4.30	1	GGB-FXD-240234-22Y-2.000-1.000	---	---	---	10.0000 22/06/2015	---	---	---	---	---
35,177,800	1.00	4.30	Actual/Actual	24/02/2035	23	---	24/02	4.30	1	GGB-FXD-240235-23Y-2.000-1.000	---	---	---	10.0000 22/06/2015	---	---	---	---	---
35,547,268	1.00	4.30	Actual/Actual	24/02/2036	24	---	24/02	4.30	1	GGB-FXD-240236-24Y-2.000-1.000	---	---	---	10.0000 22/06/2015	---	---	---	---	---
40,246,306	1.00	4.30	Actual/Actual	24/02/2037	25	---	24/02	4.30	1	GGB-FXD-240237-25Y-2.000-1.000	---	---	---	10.0000 22/06/2015	---	---	---	---	---
37,643,952	1.00	4.30	Actual/Actual	24/02/2038	26	---	24/02	4.30	1	GGB-FXD-240238-26Y-2.000-1.000	---	---	---	10.0000 22/06/2015	---	---	---	---	---
36,977,100	1.00	4.30	Actual/Actual	24/02/2039	27	---	24/02	4.30	1	GGB-FXD-240239-27Y-2.000-1.000	---	---	---	10.0000 22/06/2015	---	---	---	---	---
41,615,000	1.00	4.30	Actual/Actual	24/02/2040	28	---	24/02	4.30	1	GGB-FXD-240240-28Y-2.000-1.000	---	---	---	10.0000 22/06/2015	---	---	---	---	---
42,227,208	1.00	4.30	Actual/Actual	24/02/2041	29	---	24/02	4.30	1	GGB-FXD-240241-29Y-2.000-1.000	---	---	---	10.0000 22/06/2015	---	---	---	---	---
68,288,487	1.00	4.30	Actual/Actual	24/02/2042	30	---	24/02	4.30	1	GGB-FXD-240242-30Y-2.000-1.000	---	---	---	10.0000 22/06/2015	---	---	---	---	---
4,250,000	1,000.00	3.88	Actual/Actual	12/03/2029	10	---	12/03	3.88	1	GGB-FXD-120329-10Y-3.875-1.000	---	---	---	---	---	---	100.0000	B	15/10/2019
4,500,000	1,000.00	0.00	Actual/Actual	12/02/2026	5	---	12/02	0.00	1	GGB-FXD-120226-05Y-3.000-1.000	---	---	---	---	---	---	---	---	---
2,209,163	1,000.00	3.38	Actual/Actual	15/02/2025	7	---	15/02	3.38	1	GGB-FXD-150225-07Y-3.375-1.000	---	---	---	---	---	---	---	---	---
964,000	1,000.00	3.25	Actual/Actual	20/03/2025	6	---	20/03	3.25	1	GGB-FXD-200325-06Y-3.250-1.000	---	---	---	---	---	---	---	---	---
2,100,000	1,000.00	3.55	Actual/Actual	20/03/2026	7	---	20/03	3.55	1	GGB-FXD-200326-07Y-3.550-1.000	---	---	---	---	---	---	---	---	---
5,500,000	1,000.00	1.50	Actual/Actual	18/06/2030	10	---	18/06	1.50	1	GGB-FXD-180630-10Y-1.500-1.000	---	---	---	---	---	---	---	---	---
3,500,000	1,000.00	4.38	Actual/Actual	18/07/2038	15	---	18/07	4.38	1	GGB-FXD-180738-15Y-4.375-1.000	---	---	---	---	---	---	---	---	---

## Government Bonds Notes

Transactions Volume = (Pieces) \* (Nominal Price). Transactions Value = (Pieces) \* (Nominal Price) \* (price %) + (Accrued interest).

The Value of current coupon for the issues with NV 0.01 euro refers to NV 100 euros

FLR: Floating Interest Rate.

[1] - The Expiration Date of the interest bearing period and the Date for coupon payment.

## Government Bonds

Number Listed Bonds	Nominal price	Today's Rate	Accrued Interest Calc	Exp. Date [1]	Duration (years)	Note	Coupons Date	Curr. coupon value	Trading Unit	Government Bonds	Price min	Price max	Closing price	Previous closing price/date	Volume	Transactions Value	Price	Last order Buy / Sell	Date	
40,000	1,000.00	3.91	FLR	Actual/360	18/09/2025	1	---	18/09 - 18/03	---	1	GGB-FLT-180925-01Y-3.915-1.000	---	---	---	---	---	---	---	---	---
5,364,250	1,000.00	3.25		Actual/Actual	20/03/2050	30	---	20/03	3.25	1	GGB-FXD-200350-30Y-3.250-1.000	---	---	---	---	---	---	---	---	---
3,924,361	1,000.00	2.00		Actual/Actual	22/04/2027	7	---	22/04	2.00	1	GGB-FXD-220427-07Y-2.000-1.000	---	---	---	---	---	99.9000	B	22/04/2020	
2,500,000	1,000.00	1.88		Actual/Actual	23/07/2026	7	---	23/07	1.88	1	GGB-FXD-230726-07Y-1.875-1.000	---	---	---	---	---	---	---	---	---
4,900,000	1,000.00	4.25		Actual/Actual	15/06/2033	10	---	15/06	4.25	1	GGB-FXD-150633-10Y-4.250-1.000	---	---	---	---	---	---	---	---	---
3,500,000	1,000.00	1.88		Actual/Actual	24/01/2052	30	---	24/01	1.88	1	GGB-FXD-240152-30Y-1.875-1.000	---	---	---	---	---	---	---	---	---
3,700,000	1,000.00	1.75		Actual/Actual	18/06/2032	10	---	18/06	1.75	1	GGB-FXD-180632-10Y-1.750-1.000	---	---	---	---	---	---	---	---	---
2,200,000	1,000.00	1.13	FLR	Actual/360	15/12/2027	5	---	- 15/12 - 15/03 -	---	1	GGB-FLT-151227-05Y-1.130-1.000	---	---	---	---	---	102.1600	B	30/12/2022	

## Government Bonds Notes

Transactions Volume = (Pieces) \* (Nominal Price). Transactions Value = (Pieces) \* (Nominal Price) \* (price %) + (Accrued interest).

The Value of current coupon for the issues with NV 0.01 euro refers to NV 100 euros

FLR: Floating Interest Rate.

[1] - The Expiration Date of the interest bearing period and the Date for coupon payment.

Treasury Bills & Zero Coupon Government Bonds

Issue Date	13-Week Maturity									26-Week Maturity									52-Week Maturity								
	Exp. Date	Initial Rate	Num Listed Bonds	Nominal price	Issue price	Last Trade Price	Last Trade Date	Volume Traded	Note	Exp. Date	Initial Rate	Num Listed Bonds	Nominal price	Issue price	Last Trade Price	Last Trade Date	Volume Traded	Note	Exp. Date	Initial Rate	Num Listed Bonds	Nominal price	Issue price	Last Trade Price	Last Trade Date	Volume Traded	Note
08/12/2023	---	---	---	---	---	---	---	---	---	---	---	---	---	---	---	---	---	---	06/12/2024	3.70	600,000	1,000.00	963.90	---	---	---	---
08/03/2024	---	---	---	---	---	---	---	---	---	---	---	---	---	---	---	---	---	---	07/03/2025	3.73	812,500	1,000.00	963.70	---	---	---	---
07/06/2024	---	---	---	---	---	---	---	---	---	---	---	---	---	---	---	---	---	---	06/06/2025	3.34	600,000	1,000.00	967.30	---	---	---	---
06/09/2024	---	---	---	---	---	---	---	---	---	---	---	---	---	---	---	---	---	---	05/09/2025	2.82	600,000	1,000.00	972.28	---	---	---	---

Bonds in Circulation	Currency / Min nominal traded Value	Coupons Payment Date	Current Coupon Value	Note	Coupon	Trading Unit	Issue Date	Duration (years)	Today's Interest	A.I.C in days	Bonds	Last price of previous days		Last Outcry in Cash (euro)		Trades in Pieces	Life min	Life Max	
												Price	Buy / Sell	Price	Buy / Sell				
<b>Corporate Bonds in Foreign Currency and Euro</b>																			
103,746	GBP / 10	01/12	0.25	---	65	1	01/12/1930	98	2.5	360	National Mortgage Bank	2.27	05/02/1996	2.27	S	05/02/1996	---	2.27	2.27
0	GBP / 10	01/12	0.25	---	67	1	01/12/1928	100	2.5	360	National Mortgage Bank	---	---	---	---	---	---	---	---

## Government Bonds Notes

A.I.C: Accrued Interest Calculation base.

FLR: Floating Interest Rate.

The minimum tradeable Nominal Value for all Demeterialised Government Titles is 100 Euros.

(μφρ-0)

## Athex &amp; ATHEXClear Members List

Member Name				Stock Market			Derivatives Market		ATHEXClear Member	
	Address	Phone	Fax	Market Member	Remote Member	Market Maker	Proprietary	Market Maker	General Clearing	Direct Clearing
A. SARRIS SECURITIES S.A.				a						
6, ΔΡΑΓΑΤΣΑΝΙΟΥ 6 ΑΘΗΝΑ	2103367700									
ΑΕΟΝIC SECURITIES C.I.F. P.L.C.				a						
, ΛΑΪΟΥ 6, ΓΡ. 301B, ANNA COURT	35725337600									
ALPHA BANK S.A.									a	
, ΣΤΑΔΙΟΥ 40 ΑΘΗΝΑ	2103260000									
ALPHA FINANCE INVESTMENT SERVICES SINGLE MEMBER SA				a		a	a	a		a
5, ΠΑΝΕΠΙΣΤΗΜΙΟΥ 45 ΑΘΗΝΑ	2103677400									
ARGUS STOCKBROKERS LTD				a	a		a			
25, 25 ΛΕΩΦΟΡΟΣ ΔΗΜΟΣΘΕΝΗ ΣΕΒΕΡΗ	0035722717000									
ATHLOS CAPITAL INVESTMENT SERVICES LTD				a	a					
, 17 STASINOU AVENUE, BEDIZIA TOWER, 6TH & 7TH FL.	35722110777									
ATLANTIC SECURITIES LTD				a	a					
37, ΠΡΟΔΡΟΜΟΥ 37	0035722445400									
AXON SECURITIES S.A.				a			a			
48, ΣΤΑΔΙΟΥ 48 ΑΘΗΝΑ	2103363800									
BETA SECURITIES S.A.				a		a	a			a
29, ΑΛΕΞΑΝΔΡΑΣ 29 ΑΘΗΝΑ	210 6478900									
BNP PARIBAS S.A.									a	
, ΛΑΜΨΑΚΟΥ 2 ΑΘΗΝΑ	2107468525									
BOFA SECURITIES EUROPE SA				a	a					
, 51 RUE LA BOËTIE	+33 153655555									
CITIGROUP GLOBAL MARKETS EUROPE AG				a	a					
16, REUTERWEG 16	+49 691366-0									
CITIGROUP GLOBAL MARKETS LIMITED				a						
1, 33 CANADA SQUARE -CANARY WHARF	+44 02079864000									
CREDIT SUISSE BANK (EUROPE), S.A.				a						
, CALLE AYALA 42, 3A PLANTA-B MADRID	+34917916000									
CREDIT SUISSE SECURITIES (EUROPE) LIMITED				a						
1, ONE CABOT SQUARE LONDON	+44 2078888888									
CYCLOS SECURITIES S.A.				a			a			
39, ΧΑΡΙΛΑΟΥ ΤΡΙΚΟΥΠΗ 6-8-10 ΑΘΗΝΑ	2103364300									
DEUTSCHE BANK S.A.					a					
1, GREAT WINCHESTER STREET LONDON	+44 20 754 54209	00441133361437								
EUROBANK EQUITIES INVESTMENT FIRM SINGLE MEMBER SA				a		a	a	a		a
, ΦΙΛΕΛΛΗΝΩΝ 10 & ΞΕΝΟΦΩΝΤΟΣ 13 ΑΘΗΝΑ	2103720425									
EUROBANK S.A.									a	
, ΟΘΩΝΟΣ 8 ΑΘΗΝΑ	2144043907									
EUROCORP INVESTMENT SERVICES S.A.				a			a			a
14, ΠΛ.ΦΙΛΙΚΗΣ ΕΤΑΙΡΕΙΑΣ 14 ΑΘΗΝΑ	2107263600									
EUROTRUST INVESTMENT FIRM SA				a						
113, ΣΕΒΑΣΤΟΥΠΟΛΕΩΣ 113 ΑΘΗΝΑ	2103363100									
EUROXX SECURITIES S.A.				a		a	a	a		a
7, ΠΑΛΕΟΛΟΓΟΥ ΧΑΛΑΝΔΡΙ	+30 2106879400	210-6879401								
7, ΠΑΛΑΙΟΛΟΓΟΥ ΧΑΛΑΝΔΡΙ	(210)-6879400	(210)-6879401								
FREEDOM FINANCE EUROPE LTD				a	a					
, ΧΡΙΣΤΑΚΗ ΚΡΑΝΟΥ 20	035725257786									
G. A. PERVANAS SECURITIES- INVESTMENT SERVICES S.A.				a						
7-9, ΣΟΦΟΚΛΕΟΥΣ 7-9 ΑΘΗΝΑ	2103727200									
GLOBAL CAPITAL SECURITIES & FINANCIAL SERVICES LTD				a	a					
50, ΛΑΡΧΙΕΠΙΣΚΟΠΟΥ ΜΑΚΑΡΙΟΥ Γ50	0035722710710									
GREENPOST TRADING EUROPE LTD				a	a					
, ΚΙΜΩΝΟΣ 3, ACROPOLIS MANSIONS, 2ND FLOOR, FLAT/OFFICE 202	035722521389									
HELLENIC AMERICAN SECURITIES S.A.				a		a	a			a
27, ΑΝΔΡΕΑ ΠΑΠΑΝΔΡΕΟΥ 27 ΜΑΡΟΥΣΙ	2103311100									
HELLENIC BANK (INVESTMENTS) LTD					a					
, ΑΥΞ.ΚΥΡΙΑΚΟΥ ΜΑΤΣΙ 31 - PO BOX 24747 NICOSIA	+357 22500100	357 22500110								
HSBC CONTINENTAL EUROPE									a	
109-111, Α.ΜΕΣΟΓΕΙΩΝ 109-111	2106960000									
INDEX SECURITIES S.A.				a						
6, ΔΡΑΓΑΤΣΑΝΙΟΥ 6 ΑΘΗΝΑ	2103213920									
J. CHR. MAVRIKIS SECURITIES S.A.				a						
5, ΣΟΦΟΚΛΕΟΥΣ 5 ΑΘΗΝΑ	2103216730									



## Athex &amp; ATHEXClear Members List

Member Name				Stock Market			Derivatives Market		ATHEXClear Member	
	Address	Phone	Fax	Market Member	Remote Member	Market Maker	Proprietary	Market Maker	General Clearing	Direct Clearing
KAPPA SECURITIES S.A.				a			a			
15, ΒΑΛΑΟΡΙΤΟΥ 15 ΑΘΗΝΑ	2103678600									
KARAMANOF SECURITIES & INVESTMENT SERVICES S.A.				a						
2, ΠΛ.ΑΓ.ΘΕΟΔΩΡΩΝ 2 ΑΘΗΝΑ	2103212947									
LAIKI FINANCIAL SERVICES LTD					a					
26, AVE. VYRONOS NICOSIA	357 22367367	357 22718567								
LEON DEPOLAS SECURITIES S.A.				a		a	a			
1, ΧΡΗΣΤΟΥ ΛΑΔΑ 1 ΑΘΗΝΑ	2103213276 -28									
MEGA EQUITY SECURITIES & FINANCIAL SERVICES PUBLIC LTD				a	a		a			
42-44, ΛΕΩΦ.ΓΡΙΒΑ ΔΙΓΕΝΗ 42-44	0035722711711									
MERIT SECURITIES S.A				a		a	a			a
5, ΣΟΦΟΚΛΕΟΥΣ 5 ΑΘΗΝΑ	2141008814									
MERRILL LYNCH INTERNATIONAL				a						
2, 2 KING EDWARD STREET LONDON	+44 20276281000									
N. CHRYSOCHOIDIS STOCK BROKERAGE I.S.S.A.				a			a			a
7-9, ΣΟΦΟΚΛΕΟΥΣ 7-9 ΑΘΗΝΑ	2103213913									
NATIONAL BANK OF GREECE S.A.				a		a	a		a	
86, ΑΙΟΛΟΥ ΣΤΡ. ΑΘΗΝΑ	(210)-3341000	(210)-3228187								
68, ΑΚΑΔΙΜΙΑΣ ΣΤΡ. ΑΘΗΝΑ	(210)-3328817	(210)-3328678								
NATIONAL SECURITIES SINGLE MEMBER SA				a		a	a	a		
66, ΛΕΩΦΟΡΟΣ ΑΘΗΝΩΝ 128-132 & ΙΦΙΓΕΝΙΑΣ ΑΘΗΝΑ	2103328784									
NUNTIUS BROKERAGE AND INVESTMENT SERVICES SINGLE MEMBER S.A.				a			a			
6, ΔΡΑΓΑΤΣΑΝΙΟΥ 6 ΑΘΗΝΑ	2103350599									
ONE PLUS CAPITAL LIMITED				a	a					
, 75 PRODROMOU AVENUE NICOSIA 1307	35722873760									
OPTIMA BANK S.A.				a		a	a	a	a	
, ΑΙΓΙΑΛΕΙΑΣ 32 & ΠΑΡΑΔΕΙΣΟΥ ΜΑΡΟΥΣΙ	210 8173000									
PANCRETA BANK S.A									a	
, ΙΚΑΡΟΥ 5	2810338746									
PANTELAKIS SECURITIES S.A.				a		a	a	a		
57, ΕΘΝΙΚΗΣ ΑΝΤΙΣΤΑΣΕΩΣ 57, ΚΤΙΠΙΟ Β CHALANDRI	2106965000									
PIRAEUS BANK S.A.				a			a		a	
, ΑΜΕΡΙΚΗΣ 4 ΑΘΗΝΑ	2103335000									
PIRAEUS SECURITIES S. A.				a		a	a	a		a
10, ΣΤΑΔΙΟΥ 10 ΑΘΗΝΑ	2103354100									
PROCHOICE SECURITIES LTD				a	a					
57, ΛΕΩΦ.ΣΠΥΡΟΥ ΚΥΠΡΙΑΝΟΥ 57, ΑΚΙΝΗΤΑ Φ	035724661192									
SHARELINK SECURITIES & FINANCIAL SERVICES LTD				a			a			
6, HOUSE-ΘΕΟΤΟΚΗ 6 ΜΕΓΑΡΟ ΕΛΜΗΝΑ	+357 22554200									
SOCIETE GENERALE S.A.				a	a		a			
, 17 COURS VALMY, CEDEX	+157290504									
SOLIDUS SECURITIES S.A				a			a			a
64, ΛΟΥΙΖΗΣ ΠΙΑΝΚΟΥΡ 64 ΑΘΗΝΑ	2106900605									
ST. EM. LAVRENTAKIS SECURITIES S.A.				a						
7-9, ΣΟΦΟΚΛΕΟΥΣ 7-9 ΑΘΗΝΑ	2103213336									
THE CYPRUS INVESTMENT & SECURITIES CORPORATION LTD				a	a					
154, 1 AG. PROKOPIΟΥ & POSIDONOS 1ST FLOOR	0035722121700									
UBS EUROPE SE				a	a					
, OPERNTURM, BOCKENHEIMER LANDSTRASSE 2-4	496921790									
UBS LIMITED					a					
1, FINSBURY AVENUE LONDON	+44 2075687135									
VIGOR FINANCE INVESTMENT SERVICES S.A.				a		a	a	a		
, ΨΥΧΑΡΗ 14 Ν. ΨΥΧΙΚΟ	2106718400									

## List of Stocks under Market Making operations

Securities	Market Maker	Start Market Making	Stock Category	Suspension Status
MLS MULTIMEDIA SA (CR)				
	PIRAEUS SECURITIES S. A.	01/08/2019		
ALPHA ETF FTSE Athex Large Cap			Exchange Traded Funds (ETFs)	
	ALPHA FINANCE INVESTMENT SERVICES SINGLE MEMBER SA	02/01/1900		
	NATIONAL SECURITIES SINGLE MEMBER SA	02/01/1900		
ADMIE (IPTO) HOLDING S.A. (CR)			Main Market	
	EUROBANK EQUITIES INVESTMENT FIRM SINGLE MEMBER SA	24/05/2021		
	HELLENIC AMERICAN SECURITIES S.A.	09/03/2020		
	PIRAEUS SECURITIES S. A.	29/06/2017		
AEGEAN AIRLINES (CR)			Main Market	
	EUROBANK EQUITIES INVESTMENT FIRM SINGLE MEMBER SA	22/09/2020		
ALPHA SERVICES HOLD (CR)			Main Market	
	ALPHA FINANCE INVESTMENT SERVICES SINGLE MEMBER SA	29/02/2016		
	EUROBANK EQUITIES INVESTMENT FIRM SINGLE MEMBER SA	22/10/2006		
	HELLENIC AMERICAN SECURITIES S.A.	25/07/2014		
	LEON DEPOLAS SECURITIES S.A.	04/01/2016		
	MERIT SECURITIES S.A.	03/09/2012		
	NATIONAL SECURITIES SINGLE MEMBER SA	02/01/1900		
	PIRAEUS SECURITIES S. A.	28/05/2009		
ALPHA TRUST HOLDINGS (CR)			Main Market	
	EUROBANK EQUITIES INVESTMENT FIRM SINGLE MEMBER SA	06/02/2023		
	LEON DEPOLAS SECURITIES S.A.	04/01/2021		
ALUMIL (CR)			Main Market	
	PIRAEUS SECURITIES S. A.	31/07/2023		
ANDROMEDA SA (CR)			Main Market	
	BETA SECURITIES S.A.	15/02/2021		
	OPTIMA BANK S.A.	03/04/2023		
AS COMPANY SA (CR)			Main Market	
	EUROBANK EQUITIES INVESTMENT FIRM SINGLE MEMBER SA	01/04/2019		
	PANTELAKIS SECURITIES S.A.	02/09/2024		
ATHENS INTL AIRPORT (CR)			Main Market	
	PIRAEUS SECURITIES S. A.	03/06/2024		
ATTICA BANK S.A. (CR)			Main Market	
	EUROXX SECURITIES S.A.	22/01/2016		
ATTICA HOLDINGS (CR)			Main Market	
	PIRAEUS SECURITIES S. A.	30/09/2024		
AUSTRIACARD (CB)			Main Market	
	BETA SECURITIES S.A.	23/03/2023		
	EUROXX SECURITIES S.A.	10/06/2024		
	PIRAEUS SECURITIES S. A.	02/08/2024		
AUTOHELLAS SA (CR)			Main Market	
	ALPHA FINANCE INVESTMENT SERVICES SINGLE MEMBER SA	01/07/2019		
	EUROXX SECURITIES S.A.	02/07/2018		
AVAX S.A. (CR)			Main Market	
	EUROBANK EQUITIES INVESTMENT FIRM SINGLE MEMBER SA	14/12/2015		
	OPTIMA BANK S.A.	04/09/2023		
	PIRAEUS SECURITIES S. A.	01/02/2021		
AVE (CR)			Main Market	
	EUROXX SECURITIES S.A.	05/06/2020		
	OPTIMA BANK S.A.	07/10/2024		
BANK OF CYPRUS (CR)			Main Market	
	EUROXX SECURITIES S.A.	23/09/2024		
BRIO PROPERTIES (CR)			Main Market	
	EUROBANK EQUITIES INVESTMENT FIRM SINGLE MEMBER SA	09/09/2019		
	LEON DEPOLAS SECURITIES S.A.	22/02/2021		
	PIRAEUS SECURITIES S. A.	05/02/2024		
CC HBC AG (CR)			Main Market	
	BETA SECURITIES S.A.	08/03/2021		
	NATIONAL SECURITIES SINGLE MEMBER SA	02/01/1900		
	PIRAEUS SECURITIES S. A.	04/05/2015		
CENERGY HOLDINGS (CB)			Main Market	
	ALPHA FINANCE INVESTMENT SERVICES SINGLE MEMBER SA	02/01/2016		
	EUROBANK EQUITIES INVESTMENT FIRM SINGLE MEMBER SA	02/01/2016		
	OPTIMA BANK S.A.	14/03/2022		
	PANTELAKIS SECURITIES S.A.	27/12/2022		
CNL CAPITAL (CR)			Main Market	
	MERIT SECURITIES S.A.	01/10/2018		

## List of Stocks under Market Making operations

Securities	Stock Category
Market Maker	Start Market Making
<b>DIMAND (CR)</b>	Main Market
EUROBANK EQUITIES INVESTMENT FIRM SINGLE MEMBER SA	08/08/2022
PANTELAKIS SECURITIES S.A.	15/05/2023
<b>DOMIKI KRITIS SA (CR)</b>	Main Market
OPTIMA BANK S.A.	27/09/2024
<b>EKTER SA (CR)</b>	Main Market
BETA SECURITIES S.A.	26/09/2022
EUROBANK EQUITIES INVESTMENT FIRM SINGLE MEMBER SA	16/10/2017
LEON DEPOLAS SECURITIES S.A.	21/05/2018
<b>ELASTRON (CR)</b>	Main Market
LEON DEPOLAS SECURITIES S.A.	20/02/2017
<b>ELLAKTOR (CR)</b>	Main Market
ALPHA FINANCE INVESTMENT SERVICES SINGLE MEMBER SA	18/03/2019
EUROBANK EQUITIES INVESTMENT FIRM SINGLE MEMBER SA	01/06/2012
EUROXX SECURITIES S.A.	24/09/2018
NATIONAL SECURITIES SINGLE MEMBER SA	02/01/1900
PIRAEUS SECURITIES S. A.	22/10/2018
<b>ELTON SA (CR)</b>	Main Market
OPTIMA BANK S.A.	30/01/2023
<b>ELVALHALCOR (CR)</b>	Main Market
ALPHA FINANCE INVESTMENT SERVICES SINGLE MEMBER SA	07/05/2018
BETA SECURITIES S.A.	09/01/2023
EUROBANK EQUITIES INVESTMENT FIRM SINGLE MEMBER SA	07/05/2018
<b>EUROBANK HOLDINGS (CR)</b>	Main Market
ALPHA FINANCE INVESTMENT SERVICES SINGLE MEMBER SA	09/01/2006
EUROBANK EQUITIES INVESTMENT FIRM SINGLE MEMBER SA	01/06/2012
HELLENIC AMERICAN SECURITIES S.A.	25/07/2014
LEON DEPOLAS SECURITIES S.A.	30/11/2018
MERIT SECURITIES S.A.	06/11/2017
NATIONAL SECURITIES SINGLE MEMBER SA	02/01/1900
PIRAEUS SECURITIES S. A.	28/09/2009
<b>EUROCONSULTANTS S.A. (CR)</b>	Main Market
EUROBANK EQUITIES INVESTMENT FIRM SINGLE MEMBER SA	22/07/2014
OPTIMA BANK S.A.	01/02/2023
<b>EYDAP S.A. (CR)</b>	Main Market
ALPHA FINANCE INVESTMENT SERVICES SINGLE MEMBER SA	27/01/2020
EUROBANK EQUITIES INVESTMENT FIRM SINGLE MEMBER SA	10/06/2019
<b>FOURLIS (CR)</b>	Main Market
EUROBANK EQUITIES INVESTMENT FIRM SINGLE MEMBER SA	01/12/2016
PIRAEUS SECURITIES S. A.	06/03/2017
<b>GEK TERNA (CR)</b>	Main Market
BETA SECURITIES S.A.	08/03/2021
EUROBANK EQUITIES INVESTMENT FIRM SINGLE MEMBER SA	24/05/2021
PIRAEUS SECURITIES S. A.	29/08/2019
<b>GR. SARANTIS S.A. (CR)</b>	Main Market
BETA SECURITIES S.A.	14/05/2012
EUROBANK EQUITIES INVESTMENT FIRM SINGLE MEMBER SA	24/10/2016
PIRAEUS SECURITIES S. A.	02/04/2024
<b>HELLENIC EXCHANGES-A.S.E. (CR)</b>	Main Market
HELLENIC AMERICAN SECURITIES S.A.	01/09/2014
NATIONAL SECURITIES SINGLE MEMBER SA	02/01/1900
PIRAEUS SECURITIES S. A.	04/05/2015
<b>HELLENIQ ENERGY (CR)</b>	Main Market
ALPHA FINANCE INVESTMENT SERVICES SINGLE MEMBER SA	07/11/2023
EUROBANK EQUITIES INVESTMENT FIRM SINGLE MEMBER SA	01/11/2023
HELLENIC AMERICAN SECURITIES S.A.	14/09/2015
PIRAEUS SECURITIES S. A.	20/03/2017
<b>IDEAL HOLDINGS (CR)</b>	Main Market
EUROBANK EQUITIES INVESTMENT FIRM SINGLE MEMBER SA	07/06/2021
PIRAEUS SECURITIES S. A.	07/06/2021
<b>INTERCONTINENTAL (CR)</b>	Main Market
LEON DEPOLAS SECURITIES S.A.	03/06/2019
<b>INTERLIFE G.C.I.(CR)</b>	Main Market
PIRAEUS SECURITIES S. A.	22/01/2024
<b>INTERWOOD-XYLEMPORIA (CR)</b>	Main Market
EUROBANK EQUITIES INVESTMENT FIRM SINGLE MEMBER SA	05/07/2021
PANTELAKIS SECURITIES S.A.	01/07/2021

## List of Stocks under Market Making operations

Securities	Stock Category
Market Maker	Start Market Making
<b>INTRAKAT (CR)</b>	Main Market
BETA SECURITIES S.A.	04/10/2021
PANTELAKIS SECURITIES S.A.	10/10/2022
<b>JUMBO SA (CR)</b>	Main Market
BETA SECURITIES S.A.	01/02/2021
EUROBANK EQUITIES INVESTMENT FIRM SINGLE MEMBER SA	25/05/2020
MERIT SECURITIES S.A	06/11/2017
PIRAEUS SECURITIES S. A.	06/03/2017
<b>KLOUKINAS - LAPPAS SA (CR)</b>	Main Market
OPTIMA BANK S.A.	02/01/2023
<b>KRI-KRI S.A. (CR)</b>	Main Market
EUROBANK EQUITIES INVESTMENT FIRM SINGLE MEMBER SA	07/05/2018
PIRAEUS SECURITIES S. A.	11/12/2023
<b>LAMDA DEVELOPMENT SA (CR)</b>	Main Market
EUROBANK EQUITIES INVESTMENT FIRM SINGLE MEMBER SA	08/12/2014
PANTELAKIS SECURITIES S.A.	06/11/2017
PIRAEUS SECURITIES S. A.	29/06/2017
<b>LAMPASA HOTEL SA (CR)</b>	Main Market
LEON DEPOLAS SECURITIES S.A.	16/01/2017
<b>METLEN ENERGY &amp; METALS (CR)</b>	Main Market
ALPHA FINANCE INVESTMENT SERVICES SINGLE MEMBER SA	15/04/2019
BETA SECURITIES S.A.	11/04/2022
EUROBANK EQUITIES INVESTMENT FIRM SINGLE MEMBER SA	20/09/2017
MERIT SECURITIES S.A	25/02/2019
NATIONAL SECURITIES SINGLE MEMBER SA	02/01/1900
PIRAEUS SECURITIES S. A.	04/05/2015
<b>MOTODYNAMICS S.A. (CR)</b>	Main Market
ALPHA FINANCE INVESTMENT SERVICES SINGLE MEMBER SA	12/08/2024
OPTIMA BANK S.A.	25/08/2023
<b>MOTOR OIL (CR)</b>	Main Market
BETA SECURITIES S.A.	08/03/2021
EUROBANK EQUITIES INVESTMENT FIRM SINGLE MEMBER SA	22/10/2006
LEON DEPOLAS SECURITIES S.A.	01/04/2019
MERIT SECURITIES S.A	25/02/2019
NATIONAL SECURITIES SINGLE MEMBER SA	02/01/1900
PIRAEUS SECURITIES S. A.	04/05/2015
<b>MPLE KEDROS (CR)</b>	Main Market
OPTIMA BANK S.A.	08/11/2023
OPTIMA BANK S.A.	16/10/2023
<b>NAFPAKTOS TEXTILE (CR)</b>	Main Market
OPTIMA BANK S.A.	29/01/2024
<b>NATIONAL BANK (CR)</b>	Main Market
ALPHA FINANCE INVESTMENT SERVICES SINGLE MEMBER SA	09/01/2006
EUROBANK EQUITIES INVESTMENT FIRM SINGLE MEMBER SA	22/10/2006
HELLENIC AMERICAN SECURITIES S.A.	25/07/2014
LEON DEPOLAS SECURITIES S.A.	20/05/2015
MERIT SECURITIES S.A	03/09/2012
NATIONAL SECURITIES SINGLE MEMBER SA	02/01/1900
PIRAEUS SECURITIES S. A.	08/09/2008
<b>NOVAL PROPERTY REIC (CR)</b>	Main Market
ALPHA FINANCE INVESTMENT SERVICES SINGLE MEMBER SA	05/06/2024
PIRAEUS SECURITIES S. A.	05/06/2024
<b>OPAP (CR)</b>	Main Market
ALPHA FINANCE INVESTMENT SERVICES SINGLE MEMBER SA	09/01/2006
EUROBANK EQUITIES INVESTMENT FIRM SINGLE MEMBER SA	22/10/2006
HELLENIC AMERICAN SECURITIES S.A.	25/07/2014
MERIT SECURITIES S.A	20/03/2017
NATIONAL SECURITIES SINGLE MEMBER SA	02/01/1900
PIRAEUS SECURITIES S. A.	04/05/2015
<b>OPTIMA BANK (CR)</b>	Main Market
ALPHA FINANCE INVESTMENT SERVICES SINGLE MEMBER SA	12/12/2023
EUROBANK EQUITIES INVESTMENT FIRM SINGLE MEMBER SA	11/12/2023
OPTIMA BANK S.A.	06/11/2023
<b>ORILINA PROPERTIES REIC (CR)</b>	Main Market
EUROBANK EQUITIES INVESTMENT FIRM SINGLE MEMBER SA	11/12/2023
LEON DEPOLAS SECURITIES S.A.	11/12/2023

## List of Stocks under Market Making operations

Securities	Stock Category
Market Maker	Start Market Making
<b>OTE (CR)</b>	Main Market
ALPHA FINANCE INVESTMENT SERVICES SINGLE MEMBER SA	09/01/2006
EUROBANK EQUITIES INVESTMENT FIRM SINGLE MEMBER SA	22/10/2006
HELLENIC AMERICAN SECURITIES S.A.	25/07/2014
LEON DEPOLAS SECURITIES S.A.	20/04/2015
MERIT SECURITIES S.A	20/03/2017
NATIONAL SECURITIES SINGLE MEMBER SA	02/01/1900
PIRAEUS SECURITIES S. A.	08/09/2008
<b>P.P.A. S.A. (CR)</b>	Main Market
EUROBANK EQUITIES INVESTMENT FIRM SINGLE MEMBER SA	06/02/2019
<b>PAPOUTSANIS (CR)</b>	Main Market
ALPHA FINANCE INVESTMENT SERVICES SINGLE MEMBER SA	19/11/2018
BETA SECURITIES S.A.	25/11/2013
<b>PERFORMANCE TECHNOLOGIES (CR)</b>	Main Market
EUROBANK EQUITIES INVESTMENT FIRM SINGLE MEMBER SA	22/02/2021
PANTELAKIS SECURITIES S.A.	08/03/2021
<b>PETROPOULOS PETROS (CR)</b>	Main Market
EUROBANK EQUITIES INVESTMENT FIRM SINGLE MEMBER SA	01/04/2019
PANTELAKIS SECURITIES S.A.	16/03/2020
<b>PIRAEUS FINANCIAL HOLD (CR)</b>	Main Market
ALPHA FINANCE INVESTMENT SERVICES SINGLE MEMBER SA	15/04/2019
EUROBANK EQUITIES INVESTMENT FIRM SINGLE MEMBER SA	22/10/2006
EUROXX SECURITIES S.A.	15/02/2016
HELLENIC AMERICAN SECURITIES S.A.	25/07/2014
LEON DEPOLAS SECURITIES S.A.	30/11/2018
MERIT SECURITIES S.A	16/09/2013
NATIONAL SECURITIES SINGLE MEMBER SA	02/01/1900
PIRAEUS SECURITIES S. A.	16/02/2009
<b>PPC (CR)</b>	Main Market
ALPHA FINANCE INVESTMENT SERVICES SINGLE MEMBER SA	09/01/2006
BETA SECURITIES S.A.	01/02/2021
EUROBANK EQUITIES INVESTMENT FIRM SINGLE MEMBER SA	22/10/2006
HELLENIC AMERICAN SECURITIES S.A.	01/09/2014
MERIT SECURITIES S.A	06/11/2017
NATIONAL SECURITIES SINGLE MEMBER SA	02/01/1900
PIRAEUS SECURITIES S. A.	28/09/2009
<b>PREMIA (CR)</b>	Main Market
BETA SECURITIES S.A.	01/06/2021
LEON DEPOLAS SECURITIES S.A.	05/12/2022
PANTELAKIS SECURITIES S.A.	23/12/2021
VIGOR FINANCE INVESTMENT SERVICES S.A.	16/09/2024
<b>PROFILE SA (CR)</b>	Main Market
OPTIMA BANK S.A.	03/04/2023
PANTELAKIS SECURITIES S.A.	01/07/2019
<b>QUALITY &amp; RELIABILITY SA (CR)</b>	Main Market
OPTIMA BANK S.A.	03/01/2023
<b>QUEST HOLDINGS (CR)</b>	Main Market
BETA SECURITIES S.A.	26/03/2018
EUROBANK EQUITIES INVESTMENT FIRM SINGLE MEMBER SA	28/01/2019
<b>REVOIL (CR)</b>	Main Market
BETA SECURITIES S.A.	26/06/2023
OPTIMA BANK S.A.	15/04/2024
<b>SIDMA STEEL (CR)</b>	Main Market
OPTIMA BANK S.A.	25/05/2023
<b>SPACE HELLAS SA (CR)</b>	Main Market
MERIT SECURITIES S.A	09/12/2022
<b>TECHNICAL OLYMPIC SA (CR)</b>	Main Market
BETA SECURITIES S.A.	04/04/2022
OPTIMA BANK S.A.	05/07/2023
<b>TERNA ENERGY (CR)</b>	Main Market
EUROBANK EQUITIES INVESTMENT FIRM SINGLE MEMBER SA	24/05/2021
PIRAEUS SECURITIES S. A.	09/12/2019
<b>THRACE PLASTICS SA (CR)</b>	Main Market
ALPHA FINANCE INVESTMENT SERVICES SINGLE MEMBER SA	26/03/2018
LEON DEPOLAS SECURITIES S.A.	28/03/2024
PIRAEUS SECURITIES S. A.	02/04/2024

List of Stocks under Market Making operations

Securities	Market Maker	Start Market Making	Stock Category
<b>TITAN CEMENT (CB)</b>			
	BETA SECURITIES S.A.	01/02/2021	Main Market
	EUROBANK EQUITIES INVESTMENT FIRM SINGLE MEMBER SA	06/11/2019	
	PIRAEUS SECURITIES S. A.	18/01/2021	
<b>TRADE ESTATES REIC (CR)</b>			
	EUROBANK EQUITIES INVESTMENT FIRM SINGLE MEMBER SA	08/11/2023	Main Market
	EUROBANK EQUITIES INVESTMENT FIRM SINGLE MEMBER SA	10/11/2023	
	PANTELAKIS SECURITIES S.A.	10/11/2023	
	PANTELAKIS SECURITIES S.A.	08/11/2023	
<b>TZIRAKIAN PROFIL (CR)</b>			
	LEON DEPOLAS SECURITIES S.A.	19/07/2021	Main Market
<b>VIOHALCO SA/MV (CB)</b>			
	ALPHA FINANCE INVESTMENT SERVICES SINGLE MEMBER SA	11/03/2008	Main Market
	EUROBANK EQUITIES INVESTMENT FIRM SINGLE MEMBER SA	04/03/2014	
	MERIT SECURITIES S.A	17/03/2014	

Underlying Asset				Derivatives Market													
Price max	Price min	Closing price	change	Delivery Month	Open price	Price max	Price min	Last price	Closing price	Last Bid	Last Ask	Fixing price*	Life high	Life low	Trades	Volume	Open Interest
<b>FTSE/Athex Large Cap</b>				(Trade Unit: 1 Index Point x 2E, Cash Settlement)													
3,492.42	3,459.29	3,465.12	-0.55%	October 2024	3,480.00	3,494.25	3,459.00	3,465.00	3,465.00	---	---	---	3,606.00	---	81	268	4,264
				November 2024	3,480.00	3,486.00	3,463.00	3,463.00	3,463.00	---	---	---	3,601.00	---	17	88	187
				December 2024	---	---	---	---	3,499.25	---	---	---	---	---	---	---	---
				March 2025	---	---	---	---	3,516.75	---	---	---	---	---	---	---	---
				June 2025	---	---	---	---	3,534.50	---	---	---	---	---	---	---	---
				September 2025	---	---	---	---	3,552.00	---	---	---	---	---	---	---	---
<b>FTSE/Athex Banks</b>				(Trade Unit: 1 Index Point x 15E, Cash Settlement)													
1,232.62	1,219.48	1,225.27	-0.22%	December 2024	1,240.00	1,240.00	1,230.00	1,236.00	1,236.00	---	---	---	1,296.00	---	7	132	1,437
				March 2025	---	---	---	---	1,239.50	---	---	---	---	---	---	---	---
				June 2025	---	---	---	---	1,245.50	---	---	---	---	---	---	---	---
				September 2025	---	---	---	---	1,251.75	---	---	---	---	---	---	---	---
<b>MSCI GREECE REBASED</b>				(Trade Unit: 1 Index Point x 2E, Cash Settlement)													
5,451.36	5,389.84	5,406.50	-0.63%	October 2024	---	---	---	---	5,361.25	---	---	---	5,515.50	---	---	---	13
				November 2024	---	---	---	---	5,361.25	---	---	---	5,516.00	---	---	---	10
				December 2024	---	---	---	---	5,362.00	---	---	---	5,375.00	---	---	---	---
				January 2025	---	---	---	---	5,362.00	---	---	---	5,375.00	---	---	---	---
				February 2025	---	---	---	---	5,483.00	---	---	---	---	---	---	---	---
				March 2025	---	---	---	---	5,491.50	---	---	---	---	---	---	---	---
				June 2025	---	---	---	---	5,519.00	---	---	---	---	---	---	---	---
				September 2025	---	---	---	---	5,546.50	---	---	---	---	---	---	---	---

Derivatives notes

Fixing prices and final open positions can be retrieved from the following path <http://www.helex.gr/el/web/guest/statistics-end-of-day-derivatives>

Underlying Asset				Derivatives Market													
Price max	Price min	Closing price	change	Delivery Month	Open price	Price max	Price min	Last price	Closing price	Last Bid	Last Ask	Fixing price*	Life high	Life low	Trades	Volume	Open Interest
<b>ADMIE (IPTO) HOLDING S.A. (CR)</b>				(Contract Size: 100 Securities, Physical Delivery)													
2.39	2.33	2.36	-0.42%	December 2024	2.39	2.39	2.36	2.37	2.37	---	---	---	2.45	---	8	48	28,713
				March 2025	---	---	---	---	2.39	---	---	---	---	---	---	---	---
				June 2025	---	---	---	---	2.40	---	---	---	---	---	---	---	---
				September 2025	---	---	---	---	2.42	---	---	---	---	---	---	---	---
<b>AEGEAN AIRLINES (CR)</b>				(Contract Size: 100 Securities, Physical Delivery)													
10.66	10.42	10.42	-1.60%	December 2024	10.64	10.64	10.49	10.55	10.55	---	---	---	12.12	---	13	41	3,584
				March 2025	---	---	---	---	10.69	---	---	---	---	---	---	---	---
				June 2025	---	---	---	---	10.74	---	---	---	---	---	---	---	---
				September 2025	---	---	---	---	10.80	---	---	---	---	---	---	---	---
<b>ALPHA SERVICES HOLD (CR)</b>				(Contract Size: 100 Securities, Physical Delivery)													
1.5175	1.4865	1.49	-1.23%	December 2024	1.51	1.53	1.49	1.49	1.49	---	---	---	1.73	---	89	3,248	174,690
				March 2025	---	---	---	---	1.52	---	---	---	---	---	---	---	---
				June 2025	---	---	---	---	1.53	---	---	---	---	---	---	---	---
				September 2025	---	---	---	---	1.54	---	---	---	---	---	---	---	---
<b>ATHENS INTL AIRPORT (CR)</b>				(Contract Size: 100 Securities, Physical Delivery)													
7.59	7.5	7.5	-0.08%	December 2024	7.56	7.58	7.52	7.52	7.52	---	---	---	7.87	---	9	34	926
				March 2025	---	---	---	---	7.58	---	---	---	---	---	---	---	---
				June 2025	---	---	---	---	7.61	---	---	---	---	---	---	---	---
				September 2025	---	---	---	---	7.65	---	---	---	---	---	---	---	---
<b>AUTOHELLAS SA (CR)</b>				(Contract Size: 100 Securities, Physical Delivery)													
10.84	10.72	10.72	-0.37%	December 2024	---	---	---	---	10.34	---	---	---	11.28	---	---	---	113
				March 2025	---	---	---	---	10.86	---	---	---	---	---	---	---	---
				June 2025	---	---	---	---	10.91	---	---	---	---	---	---	---	---
				September 2025	---	---	---	---	10.97	---	---	---	---	---	---	---	---
<b>AVAX S.A. (CR)</b>				(Contract Size: 100 Securities, Physical Delivery)													
1.502	1.47	1.476	-0.41%	December 2024	1.49	1.49	1.49	1.49	1.49	---	---	---	1.61	---	1	3	1,187
				March 2025	---	---	---	---	1.50	---	---	---	---	---	---	---	---
				June 2025	---	---	---	---	1.50	---	---	---	---	---	---	---	---
				September 2025	---	---	---	---	1.51	---	---	---	---	---	---	---	---
<b>CC HBC AG (CR)</b>				(Contract Size: 100 Securities, Physical Delivery)													
32.76	32.18	32.76	1.80%	December 2024	32.49	32.50	32.43	32.43	32.43	---	---	---	34.28	---	3	11	135
				March 2025	---	---	---	---	32.48	---	---	---	---	---	---	---	---
				June 2025	---	---	---	---	32.64	---	---	---	---	---	---	---	---
				September 2025	---	---	---	---	32.81	---	---	---	---	---	---	---	---

Derivatives notes

Fixing prices and final open positions can be retrieved from the following path <http://www.helex.gr/el/web/guest/statistics-end-of-day-derivatives>



Underlying Asset				Derivatives Market													
Price max	Price min	Closing price	change	Delivery Month	Open price	Price max	Price min	Last price	Closing price	Last Bid	Last Ask	Fixing price*	Life high	Life low	Trades	Volume	Open Interest
<b>CENERGY HOLDINGS (CB)</b>				(Contract Size: 100 Securities, Physical Delivery)													
9.87	9.64	9.75	-1.12%	December 2024	9.80	9.82	9.63	9.70	9.70	---	---	---	10.18	---	21	72	3,750
				March 2025	---	---	---	---	9.95	---	---	---	---	---	---	---	---
				June 2025	---	---	---	---	10.00	---	---	---	---	---	---	---	---
				September 2025	---	---	---	---	10.05	---	---	---	---	---	---	---	---
<b>ELLAKTOR (CR)</b>				(Contract Size: 100 Securities, Physical Delivery)													
1.906	1.86	1.86	-1.59%	December 2024	1.92	1.92	1.87	1.87	1.87	---	---	---	2.06	---	15	53	3,538
				March 2025	---	---	---	---	1.91	---	---	---	---	---	---	---	---
				June 2025	---	---	---	---	1.92	---	---	---	---	---	---	---	---
				September 2025	---	---	---	---	1.93	---	---	---	---	---	---	---	---
<b>ELVALHALCOR (CR)</b>				(Contract Size: 100 Securities, Physical Delivery)													
1.848	1.824	1.826	-0.76%	December 2024	1.85	1.85	1.84	1.84	1.84	---	---	---	1.99	---	3	13	4,305
				March 2025	---	---	---	---	1.86	---	---	---	---	---	---	---	---
				June 2025	---	---	---	---	1.87	---	---	---	---	---	---	---	---
				September 2025	---	---	---	---	1.88	---	---	---	---	---	---	---	---
<b>EUROBANK HOLDINGS (CR)</b>				(Contract Size: 100 Securities, Physical Delivery)													
1.9855	1.954	1.9815	0.99%	December 2024	1.98	2.00	1.97	1.98	1.98	---	---	---	2.28	---	41	1,214	21,688
				March 2025	---	---	---	---	1.98	---	---	---	---	---	---	---	---
				June 2025	---	---	---	---	1.99	---	---	---	---	---	---	---	---
				September 2025	---	---	---	---	2.00	---	---	---	---	---	---	---	---
<b>EYDAP S.A. (CR)</b>				(Contract Size: 100 Securities, Physical Delivery)													
5.66	5.52	5.54	-2.12%	December 2024	5.66	5.66	5.61	5.61	5.61	---	---	---	5.84	---	3	3	4,063
				March 2025	---	---	---	---	5.71	---	---	---	---	---	---	---	---
				June 2025	---	---	---	---	5.74	---	---	---	---	---	---	---	---
				September 2025	---	---	---	---	5.77	---	---	---	---	---	---	---	---
<b>FOURLIS (CR)</b>				(Contract Size: 100 Securities, Physical Delivery)													
3.88	3.8	3.88	1.04%	December 2024	3.83	3.85	3.83	3.85	3.85	---	---	---	4.07	---	10	15	951
				March 2025	---	---	---	---	3.88	---	---	---	---	---	---	---	---
				June 2025	---	---	---	---	3.90	---	---	---	---	---	---	---	---
				September 2025	---	---	---	---	3.91	---	---	---	---	---	---	---	---
<b>GEK TERNA (CR)</b>				(Contract Size: 101 Securities, Physical Delivery)													
17.5	17.16	17.16	-1.72%	December 2024	17.54	17.54	17.30	17.30	17.30	---	---	---	18.02	---	10	21	11,091
				March 2025	---	---	---	---	17.62	---	---	---	---	---	---	---	---
				June 2025	---	---	---	---	17.71	---	---	---	---	---	---	---	---
				September 2025	---	---	---	---	17.80	---	---	---	---	---	---	---	---

Derivatives notes

Fixing prices and final open positions can be retrieved from the following path <http://www.helex.gr/el/web/guest/statistics-end-of-day-derivatives>

Underlying Asset				Derivatives Market													
Price max	Price min	Closing price	change	Delivery Month	Open price	Price max	Price min	Last price	Closing price	Last Bid	Last Ask	Fixing price*	Life high	Life low	Trades	Volume	Open Interest
<b>HELLENIC EXCHANGES-A.S.E. (CR)</b> (Contract Size: 100 Securities, Physical Delivery)																	
4.5	4.435	4.44	0.00%	December 2024	4.48	4.48	4.48	4.48	4.48	---	---	---	4.74	---	1	2	3,513
---	---	---	---	March 2025	---	---	---	---	4.48	---	---	---	---	---	---	---	---
---	---	---	---	June 2025	---	---	---	---	4.50	---	---	---	---	---	---	---	---
---	---	---	---	September 2025	---	---	---	---	4.53	---	---	---	---	---	---	---	---
<b>HELLENIQ ENERGY (CR)</b> (Contract Size: 100 Securities, Physical Delivery)																	
7.09	6.98	7.05	0.71%	December 2024	7.06	7.13	7.05	7.09	7.09	---	---	---	7.35	---	45	210	4,772
---	---	---	---	March 2025	---	---	---	---	7.07	---	---	---	---	---	---	---	---
---	---	---	---	June 2025	---	---	---	---	7.10	---	---	---	---	---	---	---	---
---	---	---	---	September 2025	---	---	---	---	7.14	---	---	---	---	---	---	---	---
<b>INTRACOM HOLDINGS (CR)</b> (Contract Size: 100 Securities, Physical Delivery)																	
3.045	2.965	2.99	-0.99%	December 2024	3.02	3.02	3.00	3.02	3.02	---	---	---	3.26	---	7	41	7,725
---	---	---	---	March 2025	---	---	---	---	3.05	---	---	---	---	---	---	---	---
---	---	---	---	June 2025	---	---	---	---	3.06	---	---	---	---	---	---	---	---
---	---	---	---	September 2025	---	---	---	---	3.08	---	---	---	---	---	---	---	---
<b>INTRAKAT (CR)</b> (Contract Size: 100 Securities, Physical Delivery)																	
4.95	4.845	4.9	0.00%	December 2024	4.87	4.88	4.83	4.83	4.83	---	---	---	5.07	---	7	22	2,241
---	---	---	---	March 2025	---	---	---	---	4.95	---	---	---	---	---	---	---	---
---	---	---	---	June 2025	---	---	---	---	4.97	---	---	---	---	---	---	---	---
---	---	---	---	September 2025	---	---	---	---	5.00	---	---	---	---	---	---	---	---
<b>JUMBO SA (CR)</b> (Contract Size: 100 Securities, Physical Delivery)																	
26.2	25.62	25.76	-1.38%	December 2024	25.83	25.83	25.68	25.77	25.77	---	---	---	26.60	---	6	9	121
---	---	---	---	March 2025	---	---	---	---	26.36	---	---	---	---	---	---	---	---
---	---	---	---	June 2025	---	---	---	---	26.50	---	---	---	---	---	---	---	---
---	---	---	---	September 2025	---	---	---	---	26.63	---	---	---	---	---	---	---	---
<b>LAMDA DEVELOPMENT SA (CR)</b> (Contract Size: 100 Securities, Physical Delivery)																	
7.73	7.5	7.5	-2.34%	December 2024	7.70	7.76	7.57	7.57	7.57	---	---	---	7.76	---	23	49	6,094
---	---	---	---	March 2025	---	---	---	---	7.75	---	---	---	---	---	---	---	---
---	---	---	---	June 2025	---	---	---	---	7.79	---	---	---	---	---	---	---	---
---	---	---	---	September 2025	---	---	---	---	7.83	---	---	---	---	---	---	---	---
<b>METLEN ENERGY &amp; METALS (CR)</b> (Contract Size: 100 Securities, Physical Delivery)																	
34.28	33.4	33.4	-1.77%	December 2024	34.46	34.46	33.70	33.70	33.70	---	---	---	36.66	---	31	115	3,770
---	---	---	---	March 2025	---	---	---	---	34.32	---	---	---	---	---	---	---	---
---	---	---	---	June 2025	---	---	---	---	34.49	---	---	---	---	---	---	---	---
---	---	---	---	September 2025	---	---	---	---	34.66	---	---	---	---	---	---	---	---

Derivatives notes

Fixing prices and final open positions can be retrieved from the following path <http://www.helex.gr/el/web/guest/statistics-end-of-day-derivatives>

Underlying Asset				Derivatives Market													
Price max	Price min	Closing price	change	Delivery Month	Open price	Price max	Price min	Last price	Closing price	Last Bid	Last Ask	Fixing price*	Life high	Life low	Trades	Volume	Open Interest
<b>MIG (CR)</b>				(Contract Size: 100 Securities, Physical Delivery)													
3.44	3.31	3.325	0.60%	December 2024	3.31	3.33	3.31	3.33	3.33	---	---	---	3.50	---	2	2	104
				March 2025	---	---	---	---	3.34	---	---	---	---	---	---	---	---
				June 2025	---	---	---	---	3.35	---	---	---	---	---	---	---	---
				September 2025	---	---	---	---	3.37	---	---	---	---	---	---	---	---
<b>MOTOR OIL (CR)</b>				(Contract Size: 100 Securities, Physical Delivery)													
21.24	21.02	21.12	-0.57%	December 2024	21.27	21.30	21.19	21.25	21.25	---	---	---	22.59	---	8	36	6,729
				March 2025	---	---	---	---	21.44	---	---	---	---	---	---	---	---
				June 2025	---	---	---	---	21.55	---	---	---	---	---	---	---	---
				September 2025	---	---	---	---	21.65	---	---	---	---	---	---	---	---
<b>NATIONAL BANK (CR)</b>				(Contract Size: 100 Securities, Physical Delivery)													
7.798	7.636	7.702	-0.47%	December 2024	7.74	7.82	7.69	7.70	7.70	---	---	---	8.20	---	124	871	18,029
				March 2025	---	---	---	---	7.81	---	---	---	---	---	---	---	---
				June 2025	---	---	---	---	7.85	---	---	---	---	---	---	---	---
				September 2025	---	---	---	---	7.89	---	---	---	---	---	---	---	---
<b>OPAP (CR)</b>				(Contract Size: 100 Securities, Physical Delivery)													
16.08	15.95	15.97	-0.56%	December 2024	15.55	15.55	15.49	15.49	15.49	---	---	---	16.38	---	2	4	906
				March 2025	---	---	---	---	16.21	---	---	---	---	---	---	---	---
				June 2025	---	---	---	---	16.29	---	---	---	---	---	---	---	---
				September 2025	---	---	---	---	16.37	---	---	---	---	---	---	---	---
<b>OPTIMA BANK (CR)</b>				(Contract Size: 100 Securities, Physical Delivery)													
13.04	12.76	12.82	-0.62%	December 2024	12.82	12.96	12.82	12.96	12.96	---	---	---	12.99	---	2	6	59
				March 2025	---	---	---	---	13.02	---	---	---	---	---	---	---	---
				June 2025	---	---	---	---	13.09	---	---	---	---	---	---	---	---
				September 2025	---	---	---	---	13.15	---	---	---	---	---	---	---	---
<b>OTE (CR)</b>				(Contract Size: 100 Securities, Physical Delivery)													
15.82	15.53	15.73	-0.32%	December 2024	15.76	15.83	15.76	15.83	15.83	---	---	---	16.14	---	11	27	2,698
				March 2025	---	---	---	---	15.93	---	---	---	---	---	---	---	---
				June 2025	---	---	---	---	16.01	---	---	---	---	---	---	---	---
				September 2025	---	---	---	---	16.09	---	---	---	---	---	---	---	---
<b>P.P.A. S.A. (CR)</b>				(Contract Size: 100 Securities, Physical Delivery)													
27.85	27.35	27.5	0.18%	December 2024	---	---	---	---	27.79	---	---	---	27.82	---	---	---	74
				March 2025	---	---	---	---	27.71	---	---	---	---	---	---	---	---
				June 2025	---	---	---	---	27.84	---	---	---	---	---	---	---	---
				September 2025	---	---	---	---	27.98	---	---	---	---	---	---	---	---

Derivatives notes

Fixing prices and final open positions can be retrieved from the following path <http://www.helex.gr/el/web/guest/statistics-end-of-day-derivatives>

Underlying Asset				Derivatives Market													
Price max	Price min	Closing price	change	Delivery Month	Open price	Price max	Price min	Last price	Closing price	Last Bid	Last Ask	Fixing price*	Life high	Life low	Trades	Volume	Open Interest
<b>PIRAEUS FINANCIAL HOLD (CR)</b>																	
(Contract Size: 100 Securities, Physical Delivery)																	
3.785	3.731	3.755	-0.45%	December 2024	3.81	3.82	3.76	3.77	3.77	---	---	---	4.08	---	125	1,845	86,418
---	---	---	---	March 2025	---	---	---	---	3.89	---	---	---	3.92	---	---	---	150
---	---	---	---	June 2025	---	---	---	---	3.83	---	---	---	---	---	---	---	---
---	---	---	---	September 2025	---	---	---	---	3.85	---	---	---	---	---	---	---	---
<b>PPC (CR)</b>																	
(Contract Size: 100 Securities, Physical Delivery)																	
11.71	11.48	11.5	-1.71%	December 2024	11.77	11.82	11.50	11.51	11.51	---	---	---	12.48	---	63	377	21,545
---	---	---	---	March 2025	---	---	---	---	11.81	---	---	---	---	---	---	---	---
---	---	---	---	June 2025	---	---	---	---	11.87	---	---	---	---	---	---	---	---
---	---	---	---	September 2025	---	---	---	---	11.93	---	---	---	---	---	---	---	---
<b>QUEST HOLDINGS (CR)</b>																	
(Contract Size: 100 Securities, Physical Delivery)																	
5.14	5.04	5.11	0.20%	December 2024	---	---	---	---	5.17	---	---	---	5.40	---	---	---	177
---	---	---	---	March 2025	---	---	---	---	5.15	---	---	---	---	---	---	---	---
---	---	---	---	June 2025	---	---	---	---	5.17	---	---	---	---	---	---	---	---
---	---	---	---	September 2025	---	---	---	---	5.20	---	---	---	---	---	---	---	---
<b>TERNA ENERGY (CR)</b>																	
(Contract Size: 100 Securities, Physical Delivery)																	
19.55	19.52	19.54	-0.10%	December 2024	---	---	---	---	19.77	---	---	---	19.73	---	---	---	16,645
---	---	---	---	March 2025	---	---	---	---	19.74	---	---	---	---	---	---	---	---
---	---	---	---	June 2025	---	---	---	---	19.84	---	---	---	---	---	---	---	---
---	---	---	---	September 2025	---	---	---	---	19.94	---	---	---	---	---	---	---	---
<b>TITAN CEMENT (CB)</b>																	
(Contract Size: 100 Securities, Physical Delivery)																	
34.9	33.75	34	-2.58%	December 2024	34.30	34.30	33.88	33.88	33.88	---	---	---	35.80	---	17	28	366
---	---	---	---	March 2025	---	---	---	---	35.23	---	---	---	---	---	---	---	---
---	---	---	---	June 2025	---	---	---	---	35.40	---	---	---	---	---	---	---	---
---	---	---	---	September 2025	---	---	---	---	35.58	---	---	---	---	---	---	---	---
<b>VIOHALCO SA/NV (CB)</b>																	
(Contract Size: 100 Securities, Physical Delivery)																	
5.69	5.56	5.57	-1.94%	December 2024	5.73	5.73	5.62	5.62	5.62	---	---	---	6.15	---	9	21	4,706
---	---	---	---	March 2025	---	---	---	---	5.73	---	---	---	---	---	---	---	---
---	---	---	---	June 2025	---	---	---	---	5.76	---	---	---	---	---	---	---	---
---	---	---	---	September 2025	---	---	---	---	5.79	---	---	---	---	---	---	---	---

Derivatives notes

Fixing prices and final open positions can be retrieved from the following path <http://www.helex.gr/el/web/guest/statistics-end-of-day-derivatives>

FTSE/Athex Large Cap

(Trade Unit: 1 Index Point x 2€ - Exercise Style: European, Cash Settlement)

Call Options														Put Options																					
October 2024							November 2024							Other Months		October 2024							November 2024							Other Months					
Exercise Price	Open price	Price max	Price min	Last price	Closing price	Volume	Open Interest	Open price	Price max	Price min	Last price	Closing price	Volume	Open Interest	Volume	Open Interest	Open price	Price max	Price min	Last price	Closing price	Volume	Open Interest	Open price	Price max	Price min	Last price	Closing price	Volume	Open Interest	Volume	Open Interest	Exercise Price		
2,850	-	-	-	-	-	-	-	-	-	-	-	-	-	-	-	-	-	-	-	-	-	-	-	-	-	-	-	-	-	-	-	-	2,850		
2,900	-	-	-	-	-	-	-	-	-	-	-	-	-	-	-	-	-	-	-	-	-	-	-	-	-	-	-	-	-	-	-	-	2,900		
2,950	-	-	-	-	-	-	-	-	-	-	-	-	-	-	-	-	-	-	-	-	-	-	-	-	-	-	-	-	-	-	-	-	2,950		
3,000	0.00	0.00	0.00	-	480.00	-	-	-	-	-	-	-	-	-	-	-	0.00	0.00	0.00	-	0.02	-	-	-	-	-	-	-	-	-	-	-	3,000		
3,050	0.00	0.00	0.00	-	430.00	-	-	-	-	-	-	-	-	-	-	-	0.00	0.00	0.00	-	0.02	-	-	-	-	-	-	-	-	-	-	-	3,050		
3,100	0.00	0.00	0.00	-	380.00	-	-	-	-	-	-	-	-	-	-	-	0.00	0.00	0.00	-	0.09	-	-	-	-	-	-	-	-	-	-	-	3,100		
3,150	0.00	0.00	0.00	-	330.00	-	-	0.00	0.00	0.00	-	335.00	-	-	-	-	0.00	0.00	0.00	-	0.32	-	-	0.00	0.00	0.00	-	9.30	-	-	-	3,150			
3,200	0.00	0.00	0.00	-	281.00	-	-	0.00	0.00	0.00	-	291.00	-	-	-	-	0.00	0.00	0.00	-	0.99	-	-	0.00	0.00	0.00	-	14.75	-	-	-	3,200			
3,250	0.00	0.00	0.00	-	232.00	-	-	0.00	0.00	0.00	-	249.00	-	-	-	-	0.00	0.00	0.00	-	2.60	-	-	0.00	0.00	0.00	-	22.50	-	-	-	3,250			
3,300	0.00	0.00	0.00	-	186.00	-	-	0.00	0.00	0.00	-	210.00	-	-	-	-	0.00	0.00	0.00	-	6.20	-	10	0.00	0.00	0.00	-	33.25	-	-	-	3,300			
3,350	0.00	0.00	0.00	-	143.00	-	40	0.00	0.00	0.00	-	174.00	-	-	-	-	0.00	0.00	0.00	-	13.00	-	110	0.00	0.00	0.00	-	47.25	-	10	-	3,350			
3,400	0.00	0.00	0.00	-	105.00	-	20	0.00	0.00	0.00	-	142.00	-	20	-	-	0.00	0.00	0.00	-	24.75	-	82	0.00	0.00	0.00	-	65.00	-	-	-	3,400			
3,450	0.00	0.00	0.00	-	72.50	-	1	0.00	0.00	0.00	-	113.00	-	24	-	-	39.00	0.00	39.00	44.00	44.00	3	123	0.00	0.00	0.00	-	86.50	-	20	-	3,450			
3,500	0.00	0.00	0.00	-	47.25	-	20	0.00	0.00	0.00	-	89.00	-	1	-	-	0.00	0.00	0.00	-	67.50	-	84	0.00	0.00	0.00	-	112.00	-	40	-	3,500			
3,550	0.00	0.00	0.00	-	28.75	-	106	0.00	0.00	0.00	-	68.50	-	-	-	-	0.00	0.00	0.00	-	99.00	-	62	0.00	0.00	0.00	-	141.00	-	21	-	3,550			
3,600	0.00	0.00	0.00	-	16.50	-	61	0.00	0.00	0.00	-	51.50	-	20	-	-	0.00	0.00	0.00	-	136.00	-	20	0.00	0.00	0.00	-	174.00	-	20	-	3,600			
3,650	0.00	0.00	0.00	-	8.70	-	20	0.00	0.00	0.00	-	38.00	-	-	-	-	0.00	0.00	0.00	-	179.00	-	-	0.00	0.00	0.00	-	211.00	-	20	-	3,650			
3,700	0.00	0.00	0.00	-	4.20	-	-	0.00	0.00	0.00	-	27.50	-	-	-	-	0.00	0.00	0.00	-	224.00	-	-	0.00	0.00	0.00	-	250.00	-	-	-	3,700			
3,750	0.00	0.00	0.00	-	1.90	-	-	0.00	0.00	0.00	-	19.50	-	-	-	-	0.00	0.00	0.00	-	272.00	-	-	0.00	0.00	0.00	-	292.00	-	-	-	3,750			
3,800	0.00	0.00	0.00	-	0.81	-	-	0.00	0.00	0.00	-	13.75	-	-	-	-	0.00	0.00	0.00	-	321.00	-	-	0.00	0.00	0.00	-	336.00	-	-	-	3,800			
3,850	0.00	0.00	0.00	-	0.32	-	-	0.00	0.00	0.00	-	9.30	-	-	-	-	0.00	0.00	0.00	-	370.00	-	-	0.00	0.00	0.00	-	381.00	-	-	-	3,850			
3,900	0.00	0.00	0.00	-	0.12	-	-	-	-	-	-	-	-	-	-	-	0.00	0.00	0.00	-	420.00	-	-	-	-	-	-	-	-	-	-	3,900			
Totals:						0	268						0	65	0	0							3	491						0	131	0	0		
Number of Trades:							0							0		0								3							0		0		

ALPHA SERVICES HOLD (CR)

(Contract Size: 100 Securities, Exercise Style: American, Physical Delivery)

Call Options														Put Options																		
October 2024							November 2024							Other Months		October 2024							November 2024							Other Months		Exercise Price
Open price	Price max	Price min	Last price	Closing price	Volume	Open Interest	Open price	Price max	Price min	Last price	Closing price	Volume	Open Interest	Volume	Open Interest	Open price	Price max	Price min	Last price	Closing price	Volume	Open Interest	Open price	Price max	Price min	Last price	Closing price	Volume	Open Interest	Volume	Open Interest	
1.000	0.000	0.000	0.000	0.511	-	-	0.000	0.000	0.000	0.512	-	-				0.000	0.000	0.000	0.001	-	-	0.000	0.000	0.000	0.001	-	-				0.010	
1.100	0.000	0.000	0.000	0.411	-	-	0.000	0.000	0.000	0.413	-	-				0.000	0.000	0.000	0.001	-	-	0.000	0.000	0.000	0.001	-	-				0.011	
1.200	0.000	0.000	0.000	0.311	-	-	0.000	0.000	0.000	0.316	-	-				0.000	0.000	0.000	0.001	-	-	0.000	0.000	0.000	0.003	-	-				0.012	
1.300	0.000	0.000	0.000	0.215	-	-	0.000	0.000	0.000	0.225	-	-				0.000	0.000	0.000	0.004	-	-	0.000	0.000	0.000	0.012	-	-				0.013	
1.400	0.000	0.000	0.000	0.129	-	-	0.000	0.000	0.000	0.147	-	-				0.000	0.000	0.000	0.018	-	-	0.000	0.000	0.000	0.033	-	-				0.014	
1.500	0.000	0.000	0.000	0.065	-	-	0.000	0.000	0.000	0.087	-	-				0.000	0.000	0.000	0.054	-	-	0.000	0.000	0.000	0.074	-	-				0.015	
1.600	0.000	0.000	0.000	0.027	-	-	0.000	0.000	0.000	0.047	-	-				0.000	0.000	0.000	0.116	-	-	0.000	0.000	0.000	0.134	-	-				0.016	
1.700	0.000	0.000	0.000	0.009	-	-	0.000	0.000	0.000	0.023	-	-				0.000	0.000	0.000	0.198	-	-	0.000	0.000	0.000	0.210	-	-				0.017	
1.800	0.000	0.000	0.000	0.003	-	-	0.000	0.000	0.000	0.010	-	-				0.000	0.000	0.000	0.292	-	-	0.000	0.000	0.000	0.297	-	-				0.018	
1.900	0.000	0.000	0.000	0.001	-	-	0.000	0.000	0.000	0.004	-	-				0.000	0.000	0.000	0.390	-	-	0.000	0.000	0.000	0.392	-	-				0.019	
2.000	0.000	0.000	0.000	0.001	-	-	0.000	0.000	0.000	0.002	-	-				0.000	0.000	0.000	0.490	-	-	0.000	0.000	0.000	0.490	-	-				0.020	
2.200	0.000	0.000	0.000	0.001	-	-	0.000	0.000	0.000	0.001	-	-				0.000	0.000	0.000	0.690	-	-	0.000	0.000	0.000	0.690	-	-				0.022	
2.400	0.000	0.000	0.000	0.001	-	-					-	-				0.000	0.000	0.000	0.890	-	-					-	-				0.024	
2.600					-	-					-	-									-	-					-	-				0.026
Totals:					0	0					0	0	0	0	0						0	0						0	0	0	0	0
Number of Trades:					0						0	0	0	0							0.00						0	0	0	0	0	

NATIONAL BANK (CR)

(Contract Size: 100 Securities, Exercise Style: American, Physical Delivery)

Call Options															Put Options																			
October 2024							November 2024							Other Months		October 2024					November 2024					Other Months		Exercise Price						
Exercise Price	Open price	Price max	Price min	Last price	Closing price	Volume	Open Interest	Open price	Price max	Price min	Last price	Closing price	Volume	Open Interest	Volume	Open Interest	Open price	Price max	Price min	Last price	Closing price	Volume	Open Interest	Open price	Price max	Price min	Last price		Closing price	Volume	Open Interest	Volume	Open Interest	
4.400						-	-							-	-									-	-									0.044
4.800						-	-							-	-									-	-									0.048
5.200	0.000	0.000	0.000		2.54	-	-	0.000	0.000	0.000		2.55	-	-			0.000	0.000	0.000		0.001	-	-	0.000	0.000	0.000		0.001	-	-			0.052	
5.600	0.000	0.000	0.000		2.14	-	-	0.000	0.000	0.000		2.15	-	-			0.000	0.000	0.000		0.001	-	-	0.000	0.000	0.000		0.001	-	-			0.056	
6.000	0.000	0.000	0.000		1.74	-	-	0.000	0.000	0.000		1.76	-	-			0.000	0.000	0.000		0.001	-	-	0.000	0.000	0.000		0.001	-	-			0.060	
6.400	0.000	0.000	0.000		1.34	-	-	0.000	0.000	0.000		1.36	-	-			0.000	0.000	0.000		0.001	-	-	0.000	0.000	0.000		0.009	-	-			0.064	
6.800	0.000	0.000	0.000		0.946	-	-	0.000	0.000	0.000		0.992	-	-			0.000	0.000	0.000		0.001	-	-	0.000	0.000	0.000		0.037	-	-			0.068	
7.200	0.000	0.000	0.000		0.564	-	-	0.000	0.000	0.000		0.664	-	-			0.000	0.000	0.000		0.018	-	-	0.000	0.000	0.000		0.108	-	-			0.072	
7.600	0.000	0.000	0.000		0.252	-	-	0.000	0.000	0.000		0.403	-	-			0.000	0.000	0.000		0.106	-	33	0.000	0.000	0.000		0.246	-	-			0.076	
8.000	0.000	0.000	0.000		0.075	-	-	0.000	0.000	0.000		0.218	-	-			0.000	0.000	0.000		0.330	-	-	0.000	0.000	0.000		0.462	-	-			0.080	
8.400	0.000	0.000	0.000		0.014	-	-	0.000	0.000	0.000		0.107	-	-			0.000	0.000	0.000		0.670	-	-	0.000	0.000	0.000		0.751	-	-			0.084	
8.800	0.000	0.000	0.000		0.002	-	-	0.000	0.000	0.000		0.047	-	-			0.000	0.000	0.000		1.06	-	-	0.000	0.000	0.000		1.09	-	-			0.088	
9.200	0.000	0.000	0.000		0.001	-	-	0.000	0.000	0.000		0.018	-	-			0.000	0.000	0.000		1.46	-	-	0.000	0.000	0.000		1.47	-	-			0.092	
9.600	0.000	0.000	0.000		0.001	-	-	0.000	0.000	0.000		0.006	-	-			0.000	0.000	0.000		1.86	-	-	0.000	0.000	0.000		1.86	-	-			0.096	
10.000	0.000	0.000	0.000		0.001	-	-	0.000	0.000	0.000		0.002	-	-			0.000	0.000	0.000		2.26	-	-	0.000	0.000	0.000		2.26	-	-			0.100	
11.000	0.000	0.000	0.000		0.001	-	-						-	-			0.000	0.000	0.000		3.26	-	-									0.110		
Totals:						0	0					0	0	0	0	0					0	33					0	33	0	304				
Number of Trades:						0						0	0									0.00					0			0				

OPAP (CR)

(Contract Size: 100 Securities, Exercise Style: American, Physical Delivery)

Call Options														Put Options																		
October 2024							November 2024							Other Months		October 2024							November 2024							Other Months		Exercise Price
Open price	Price max	Price min	Last price	Closing price	Volume	Open Interest	Open price	Price max	Price min	Last price	Closing price	Volume	Open Interest	Volume	Open Interest	Open price	Price max	Price min	Last price	Closing price	Volume	Open Interest	Open price	Price max	Price min	Last price	Closing price	Volume	Open Interest	Volume	Open Interest	
9.600					-	-						-	-								-	-						-	-			0.096
10.000	0.000	0.000	0.000	6.07	-	-						-	-			0.000	0.000	0.000		0.001	-	-						-	-			0.100
11.000	0.000	0.000	0.000	5.07	-	-	0.000	0.000	0.000		5.09	-	-			0.000	0.000	0.000		0.001	-	-	0.000	0.000	0.000		0.001	-	-			0.110
12.000	0.000	0.000	0.000	4.07	-	-	0.000	0.000	0.000		4.09	-	-			0.000	0.000	0.000		0.001	-	-	0.000	0.000	0.000		0.001	-	-			0.120
13.000	0.000	0.000	0.000	3.07	-	-	0.000	0.000	0.000		3.09	-	-			0.000	0.000	0.000		0.002	-	-	0.000	0.000	0.000		0.002	-	-			0.130
14.000	0.000	0.000	0.000	2.07	-	-	0.000	0.000	0.000		2.12	-	-			0.000	0.000	0.000		0.001	-	-	0.000	0.000	0.000		0.026	-	-			0.140
15.000	0.000	0.000	0.000	1.09	-	-	0.000	0.000	0.000		1.24	-	-			0.000	0.000	0.000		0.015	-	-	0.000	0.000	0.000		0.147	-	-			0.150
16.000	0.000	0.000	0.000	0.313	-	1	0.000	0.000	0.000		0.589	-	-			0.000	0.000	0.000		0.241	-	-	0.000	0.000	0.000		0.494	-	-			0.160
17.000	0.000	0.000	0.000	0.032	-	70	0.000	0.000	0.000		0.219	-	-			0.000	0.000	0.000		0.963	-	-	0.000	0.000	0.000		1.13	-	-			0.170
18.000	0.000	0.000	0.000	0.001	-	-	0.000	0.000	0.000		0.062	-	-			0.000	0.000	0.000		1.94	-	-	0.000	0.000	0.000		1.98	-	-			0.180
19.000	0.000	0.000	0.000	0.001	-	-	0.000	0.000	0.000		0.013	-	-			0.000	0.000	0.000		2.94	-	-	0.000	0.000	0.000		2.94	-	-			0.190
20.000	0.000	0.000	0.000	0.001	-	-	0.000	0.000	0.000		0.002	-	-			0.000	0.000	0.000		3.94	-	-	0.000	0.000	0.000		3.94	-	-			0.200
22.000	0.000	0.000	0.000	0.001	-	-	0.000	0.000	0.000		0.001	-	-			0.000	0.000	0.000		5.94	-	-	0.000	0.000	0.000		5.94	-	-			0.220
24.000					-	-						-	-								-	-						-	-			0.240
Totals:					0	71						0	0	0	0	0					0	0					0	50	0	0	0	
Number of Trades:					0							0	0	0								0.00						0		0		



OTE (CR)

(Contract Size: 100 Securities, Exercise Style: American, Physical Delivery)

Exercise Price	Call Options														Put Options														Exercise Price						
	October 2024						November 2024						Other Months		October 2024						November 2024						Other Months								
	Open price	Price max	Price min	Last price	Closing price	Volume	Open Interest	Open price	Price max	Price min	Last price	Closing price	Volume	Open Interest	Volume	Open Interest	Open price	Price max	Price min	Last price	Closing price	Volume	Open Interest	Open price	Price max	Price min	Last price	Closing price		Volume	Open Interest	Volume	Open Interest		
9.200						-	-						-	-								-	-						-	-			0.092		
9.600	0.000	0.000	0.000		6.19	-	-						-	-							0.001	-	-						-	-			0.096		
10.000	0.000	0.000	0.000		5.79	-	-	0.000	0.000	0.000		5.80	-	-							0.001	-	-	0.000	0.000	0.000		0.001	-	-			0.100		
11.000	0.000	0.000	0.000		4.79	-	-	0.000	0.000	0.000		4.81	-	-							0.001	-	-	0.000	0.000	0.000		0.001	-	-			0.110		
12.000	0.000	0.000	0.000		3.79	-	-	0.000	0.000	0.000		3.81	-	-							0.001	-	-	0.000	0.000	0.000		0.001	-	-			0.120		
13.000	0.000	0.000	0.000		2.79	-	-	0.000	0.000	0.000		2.81	-	-							0.001	-	-	0.000	0.000	0.000		0.001	-	-			0.130		
14.000	0.000	0.000	0.000		1.79	-	-	0.000	0.000	0.000		1.84	-	-							0.001	-	-	0.000	0.000	0.000		0.024	-	-			0.140		
15.000	0.000	0.000	0.000		0.822	-	-	0.000	0.000	0.000		0.979	-	-							0.041	0.041	0.041	0.041	0.041	5	10	0.000	0.000	0.000		0.165	-	-	0.150
16.000	0.000	0.000	0.000		0.167	-	-	0.000	0.000	0.000		0.391	-	-							0.375	-	-	0.000	0.000	0.000		0.577	-	-			0.160		
17.000	0.000	0.000	0.000		0.009	-	-	0.000	0.000	0.000		0.111	-	-							1.22	-	-	0.000	0.000	0.000		1.30	-	-			0.170		
18.000	0.000	0.000	0.000		0.005	-	-	0.000	0.000	0.000		0.021	-	-							2.22	-	-	0.000	0.000	0.000		2.22	-	-			0.180		
19.000	0.000	0.000	0.000		0.001	-	-	0.000	0.000	0.000		0.003	-	-							3.22	-	-	0.000	0.000	0.000		3.22	-	-			0.190		
20.000	0.000	0.000	0.000		0.001	-	-	0.000	0.000	0.000		0.002	-	-							4.22	-	-	0.000	0.000	0.000		4.22	-	-			0.200		
22.000	0.000	0.000	0.000		0.001	-	-	0.000	0.000	0.000		0.001	-	-							6.22	-	-	0.000	0.000	0.000		6.22	-	-			0.220		
Totals:						0	0						0	0								0	10						0	0			0	0	
Number of Trades:						0							0									1.00							0				0		

PIRAEUS FINANCIAL HOLD (CR)

(Contract Size: 100 Securities, Exercise Style: American, Physical Delivery)

Call Options														Put Options																			
October 2024							November 2024							Other Months		October 2024							November 2024							Other Months		Exercise Price	
Open price	Price max	Price min	Last price	Closing price	Volume	Open Interest	Open price	Price max	Price min	Last price	Closing price	Volume	Open Interest	Volume	Open Interest	Open price	Price max	Price min	Last price	Closing price	Volume	Open Interest	Open price	Price max	Price min	Last price	Closing price	Volume	Open Interest	Volume	Open Interest		
2.200					-	-						-	-								-	-						-	-			0.022	
2.400	0.000	0.000	0.000	1.37	-	-						-	-			0.000	0.000	0.000		0.001	-	-						-	-			0.024	
2.600	0.000	0.000	0.000	1.17	-	-	0.000	0.000	0.000		1.18	-	-			0.000	0.000	0.000		0.001	-	-	0.000	0.000	0.000		0.001	-	-			0.026	
2.800	0.000	0.000	0.000	0.972	-	-	0.000	0.000	0.000		0.977	-	-			0.000	0.000	0.000		0.001	-	-	0.000	0.000	0.000		0.001	-	-			0.028	
3.000	0.000	0.000	0.000	0.772	-	-	0.000	0.000	0.000		0.781	-	-			0.000	0.000	0.000		0.001	-	-	0.000	0.000	0.000		0.004	-	-			0.030	
3.200	0.000	0.000	0.000	0.573	-	-	0.000	0.000	0.000		0.593	-	-			0.000	0.000	0.000		0.001	-	-	0.000	0.000	0.000		0.015	-	-			0.032	
3.400	0.000	0.000	0.000	0.376	-	-	0.000	0.000	0.000		0.421	-	-			0.000	0.000	0.000		0.003	-	-	0.000	0.000	0.000		0.043	-	-			0.034	
3.600	0.000	0.000	0.000	0.200	-	-	0.000	0.000	0.000		0.279	-	-			0.000	0.000	0.000		0.028	-	-	0.000	0.000	0.000		0.101	-	-			0.036	
3.800	0.000	0.000	0.000	0.078	-	-	0.000	0.000	0.000		0.169	-	-			0.000	0.000	0.000		0.105	-	-	0.000	0.000	0.000		0.191	-	-			0.038	
4.000	0.000	0.000	0.000	0.021	-	4	0.000	0.000	0.000		0.095	-	-			0.000	0.000	0.000		0.248	-	-	0.000	0.000	0.000		0.317	-	-			0.040	
4.400	0.000	0.000	0.000	0.001	-	-	0.000	0.000	0.000		0.023	-	-			0.000	0.000	0.000		0.630	-	-	0.000	0.000	0.000		0.646	-	-			0.044	
4.800	0.000	0.000	0.000	0.001	-	-	0.000	0.000	0.000		0.004	-	-			0.000	0.000	0.000		1.03	-	-	0.000	0.000	0.000		1.03	-	-			0.048	
5.200	0.000	0.000	0.000	0.001	-	-	0.000	0.000	0.000		0.001	-	-			0.000	0.000	0.000		1.43	-	-	0.000	0.000	0.000		1.43	-	-			0.052	
5.600	0.000	0.000	0.000	0.001	-	-	0.000	0.000	0.000		0.001	-	-			0.000	0.000	0.000		1.83	-	-	0.000	0.000	0.000		1.83	-	-			0.056	
6.000	0.000	0.000	0.000	0.001	-	-	0.000	0.000	0.000		0.001	-	-			0.000	0.000	0.000		2.23	-	-	0.000	0.000	0.000		2.23	-	-			0.060	
6.400					-	-						-	-								-	-						-	-			0.064	
Totals:					0	4						0	0	0	0	0						0	0							0	0	0	0
Number of Trades:					0							0	0	0								0.00							0	0			

PPC (CR)

(Contract Size: 100 Securities, Exercise Style: American, Physical Delivery)

Exercise Price	Call Options													Put Options																				
	October 2024						November 2024						Other Months		October 2024						November 2024						Other Months							
	Open price	Price max	Price min	Last price	Closing price	Volume	Open Interest	Open price	Price max	Price min	Last price	Closing price	Volume	Open Interest	Volume	Open Interest	Open price	Price max	Price min	Last price	Closing price	Volume	Open Interest	Open price	Price max	Price min	Last price	Closing price	Volume	Open Interest	Volume	Open Interest	Exercise Price	
8.000	0.000	0.000	0.000		3.71	-	-										0.000	0.000	0.000		0.002	-	-										0.080	
8.400	0.000	0.000	0.000		3.31	-	-	0.000	0.000	0.000		3.32	-	-			0.000	0.000	0.000		0.001	-	-			0.000	0.000	0.000		0.001	-	-		0.084
8.800	0.000	0.000	0.000		2.91	-	-	0.000	0.000	0.000		2.92	-	-			0.000	0.000	0.000		0.001	-	-			0.000	0.000	0.000		0.001	-	-		0.088
9.200	0.000	0.000	0.000		2.51	-	-	0.000	0.000	0.000		2.52	-	-			0.000	0.000	0.000		0.002	-	-			0.000	0.000	0.000		0.002	-	-		0.092
9.600	0.000	0.000	0.000		2.11	-	-	0.000	0.000	0.000		2.13	-	-			0.000	0.000	0.000		0.002	-	-			0.000	0.000	0.000		0.008	-	-		0.096
10.000	0.000	0.000	0.000		1.71	-	-	0.000	0.000	0.000		1.75	-	-			0.000	0.000	0.000		0.001	-	-			0.000	0.000	0.000		0.025	-	-		0.100
11.000	0.000	0.000	0.000		0.753	-	30	0.000	0.000	0.000		0.901	-	-			0.000	0.000	0.000		0.044	-	10			0.000	0.000	0.000		0.176	-	-		0.110
12.000	0.000	0.000	0.000		0.149	-	47	0.000	0.000	0.000		0.343	-	21			0.000	0.000	0.000		0.441	-	-			0.000	0.000	0.000		0.618	-	-		0.120
13.000	0.000	0.000	0.000		0.009	-	-	0.000	0.000	0.000		0.094	-	-			0.000	0.000	0.000		1.30	-	-			0.000	0.000	0.000		1.37	-	-		0.130
14.000	0.000	0.000	0.000		0.001	-	-	0.000	0.000	0.000		0.018	-	-			0.000	0.000	0.000		2.30	-	-			0.000	0.000	0.000		2.30	-	-		0.140
15.000	0.000	0.000	0.000		0.001	-	-	0.000	0.000	0.000		0.003	-	-			0.000	0.000	0.000		3.30	-	-			0.000	0.000	0.000		3.30	-	-		0.150
16.000	0.000	0.000	0.000		0.002	-	-	0.000	0.000	0.000		0.001	-	-			0.000	0.000	0.000		4.30	-	-			0.000	0.000	0.000		4.30	-	-		0.160
17.000	0.000	0.000	0.000		0.002	-	-	0.000	0.000	0.000		0.001	-	-			0.000	0.000	0.000		5.30	-	-			0.000	0.000	0.000		5.30	-	-		0.170
18.000						-	-						-	-								-	-										0.180	
Totals:						0	77						0	21	0	0						0	10						0	10	0	0		
Number of Trades:						0							0		0							0.00							0		0			

Lending Products	Underlying Title	Open Interest[5]	Multilateral Transactions[1]				Bilateral Transactions[2]		Stock Borrowing through OTC (volume)[3]	
			Volume(Offered)	Average Weighted	Transactions volume	Average Weighted	Transactions Volume	Average Weighted	Transactions Volume	
ADMIEBOR	ADMIE (IPTO) HOLDING S.A. (CR)	1,000	---	---	---	---	---	---	230,364	
AEGNBOR	AEGEAN AIRLINES (CR)	---	---	---	---	---	---	---	385,430	
AETFBOR	ALPHA ETF FTSE Athex Large Cap	---	---	---	---	---	---	---	---	
ALPHABOR	ALPHA SERVICES HOLD (CR)	10,000	---	---	---	---	---	---	67,778,052	
AIABOR	ATHENS INTL AIRPORT (CR)	---	---	---	---	---	---	---	184,700	
ACAGBOR	AUSTRIACARD (CB)	---	---	---	---	---	---	---	1,000	
OTOELBOR	AUTOHELLAS SA (CR)	2,500	---	---	---	---	---	---	58,054	
AVAXBOR	AVAX S.A. (CR)	---	---	---	---	---	---	---	10,000	
BOCHGRBOR	BANK OF CYPRUS (CR)	---	---	---	---	---	---	---	---	
EEEBOR	CC HBC AG (CR)	17,179	---	---	---	---	---	---	91,645	
CENERBOR	CENERGY HOLDINGS (CB)	6,043	---	---	---	---	---	---	20,919	
DIMANDBOR	DIMAND (CR)	---	---	---	---	---	---	---	70,510	
ELLAKTORBOR	ELLAKTOR (CR)	7,681	---	---	---	---	---	---	80,725	
ELHABOR	ELVALHALCOR (CR)	1,687	---	---	---	---	---	---	271,676	
EUROBBOR	EUROBANK HOLDINGS (CR)	10,000	---	---	---	---	---	---	50,242,593	
EYDAPBOR	EYDAP S.A. (CR)	845	---	---	---	---	---	---	210,933	
FOYRKBOR	FOURLIS (CR)	611	---	---	---	---	---	---	22,681	
GEKTERNABOR	GEK TERNA (CR)	---	---	---	---	---	---	---	7,194	
SARBOR	GR. SARANTIS S.A. (CR)	3,508	---	---	---	---	---	---	26,411	
EXAEBOR	HELLENIC EXCHANGES-A.S.E. (CR)	---	---	---	---	---	---	---	151,086	
ELPEBOR	HELLENIQ ENERGY (CR)	---	---	---	---	---	---	---	1,318,437	
INTEKBOR	IDEAL HOLDINGS (CR)	---	---	---	---	---	---	---	19,800	
INTRKBOR	INTRACOM HOLDINGS (CR)	---	---	---	---	---	---	---	23,997	
INKATBOR	INTRAKAT (CR)	---	---	---	---	---	---	---	878,400	
INLOTBOR	INTRALOT (CR)	21,368	---	---	---	---	---	---	1,163,366	
BELABOR	JUMBO SA (CR)	14,470	---	---	---	---	---	---	196,735	
KRIBOR	KRI-KRI S.A. (CR)	---	---	---	---	---	---	---	---	
LAMDABOR	LAMDA DEVELOPMENT SA (CR)	---	---	---	---	---	---	---	239,105	
LAVIBOR	LAVIPHARM SA (CR)	---	---	---	---	---	---	---	---	
MYTILBOR	METLEN ENERGY & METALS (CR)	1,000	---	---	---	---	---	---	185,607	
MIGBOR	MIG (CR)	541	---	---	---	---	---	---	39,913	

## Stock Lending Notes

[1] - Multilateral contracts Lending or Borrowing as per Methods 8-1, 8-2 and 8-3-3 (According to ATHEX BoD Resolution No.17)

[2] - Bilateral Contracts Lending or Borrowing as per Methods 8-3-1 and 8-3-2 & Contracts as per Method 4 (According to ATHEX BoD Resolution No.20)

[3] - The information concerning OTC Stock Borrowing Transactions is based on the statements of the Dematerialised Securities System (DSS) operators involved and refers to volumes that have been registered up until the previous working day.

[4] - Average Price (Volume weighted)

[5] - The Data concerning Open Interest before the start of trading session

Lending Products	Underlying Title	Open Interest[5]	Multilateral Transactions[1]				Bilateral Transactions[2]		Stock Borrowing through OTC (volume)[3]	
			Volume(Offered)	Average Weighted	Transactions volume	Average Weighted	Transactions Volume	Average Weighted	Transactions Volume	
MOHBOR	MOTOR OIL (CR)	---	---	---	---	---	---	---	1,436,324	
ETEBOR	NATIONAL BANK (CR)	38,000	---	---	65,000	5.41%	---	---	17,042,740	
OPAPBOR	OPAP (CR)	2,000	---	---	1,000	4.45%	---	---	1,660,280	
OPTIMABOR	OPTIMA BANK (CR)	2,800	---	---	---	---	---	---	964,128	
HTOBOR	OTE (CR)	---	---	---	2,000	4.45%	---	---	1,898,275	
PPABOR	P.P.A. S.A. (CR)	1,337	---	---	---	---	---	---	69,235	
TPEIRBOR	PIRAEUS FINANCIAL HOLD (CR)	---	---	---	---	---	---	---	13,507,411	
PPCBOR	PPC (CR)	4,000	---	---	---	---	---	---	1,469,484	
PROFBOR	PROFILE SA (CR)	---	---	---	---	---	---	---	10,000	
QUESTBOR	QUEST HOLDINGS (CR)	391	---	---	---	---	---	---	24,163	
OLYMPBOR	TECHNICAL OLYMPIC SA (CR)	---	---	---	---	---	---	---	---	
TENERGYBOR	TERNA ENERGY (CR)	---	---	---	---	---	---	---	493,463	
EYAPSBOR	THESSALONIKA WATER & SEWERAGE	---	---	---	---	---	---	---	---	
PLATBOR	THRACE PLASTICS SA (CR)	---	---	---	---	---	---	---	1,596	
TITCBOR	TITAN CEMENT (CB)	1,600	---	---	---	---	---	---	197,132	
VIOBOR	VIOHALCO SA/NV (CB)	744	---	---	---	---	---	---	---	

## Stock Lending Notes

[1] - Multilateral contracts Lending or Borrowing as per Methods 8-1, 8-2 and 8-3-3 (According to ATHEX BoD Resolution No.17)

[2] - Bilateral Contracts Lending or Borrowing as per Methods 8-3-1 and 8-3-2 & Contracts as per Method 4 (According to ATHEX BoD Resolution No.20)

[3] - The information concerning OTC Stock Borrowing Transactions is based on the statements of the Dematerialised Securities System (DSS) operators involved and refers to volumes that have been registered up until the previous working day.

[4] - Average Price (Volume weighted)

[5] - The Data concerning Open Interest before the start of trading session

## Sectors codification for listed companies

12003-	ETF	10101010	Computer Services
10101015	Software	10102030	Computer Hardware
15101010	Telecommunications Equipment	15102015	Telecommunications Services
20101010	Health Care Facilities	20101025	Health Care Services
20102010	Medical Equipment	20103015	Pharmaceuticals
30101010	Banks	30202000	Diversified Financial Services
30202010	Asset Managers & Custodians	30202015	Investment Services
30204000	Closed End Investments	30302010	Full Line Insurance
30302015	Insurance Brokers	30302025	Property and Casualty Insurance
35101010	Real Estate Holding and Development	35101015	Real Estate Services
35102000	Diversified REITs	35102030	Office REITs
35102045	Retail REITs.	40201040	Rental & Leasing Services: Consumer
40202010	Home Construction	40202015	Household Furnishings
40202020	Household Appliance	40203040	Electronic Entertainment
40204020	Clothing & Accessories	40301010	Entertainment
40301030	Publishing	40301035	Radio & TV Broadcasters
40401010	Diversified Retailers	40401020	Apparel Retailers
40401025	Home Improvement Retailers	40401030	Specialty Retailers
40501010	Airlines	40501015	Travel & Tourism
40501020	Casinos & Gambling	40501025	Hotels & Motels
45101015	Distillers & Vintners	45101020	Soft Drinks
45102010	Farming Fishing Ranching & Plantations	45102020	Food Products
45103010	Tobacco	45201010	Food Retailers & Wholesalers
45201020	Personal Products	50101010	Construction
50101020	Building Roof/Wallboard and Plumbing	50101030	Cement
50101035	Building Materials: Other	50202010	Electrical Components
50203015	Plastics	50203030	Containers & Packaging
50204000	Machinery: Industrial	50204020	Machinery: Construction & Handling
50205010	Industrial Suppliers	50205020	Back Office Support HR & Consulting
50205030	Forms & Bulk Printing Services	50206015	Commercial Vehicles & Parts
50206030	Marine Transportation	50206060	Transportation Services
55101000	Diversified Materials	55101020	Textile Products
55102000	General Mining	55102010	Iron & Steel
55102015	Metal Fabricating	55102035	Aluminum
60101020	Oil Refining and Marketing	65101010	Alternative Electricity
65101015	Conventional Electricity	65102000	Multi-Utilities
65102030	Water		



**ATHEX**  
Athens Stock Exchange

Λεωφ. Αθηνών 110 104 42 Αθήνα  
110, Athinon Ave. GR 104 42 Athens  
tel. (+30)210-33.66.800, fax (+30)210-33.66.101  
[www.athexgroup.gr](http://www.athexgroup.gr)