

24

Ημερήσιο Δελτίο
Συναλλακτικής Δραστηριότητας

Daily Official List
of Trading Activity

Tuesday, 1 October, 2024

Year: 145 Trading Day No: 186



ATHEXGROUP
Athens Exchange Group

Disclaimer:

Hellenic Exchanges-Athens Stock Exchange S.A endeavours to ensure that the data and other material ("Information") presented on the Daily Official List are accurate and complete, but it is not liable for any errors or omissions of data or /and for the accuracy, credibility, updating and completeness of the aforesaid information nor it has any liability arising directly or indirectly from the use of the above Information.

The Company is not liable for the accuracy of the data included in listed companies' announcements. Only the sender of such an announcement is fully and solely liable for any infringement of third party's rights from the content of such announcement. All contents of the Daily Official List are provided only for information purposes and do not constitute investment advice or solicitation to invest in securities or other products listed for trading on the Exchange.

You acknowledge and agree that the Company is the owner of any property rights related to any Information appearing on the Daily Official List including intellectual property rights copyright, trademarks, etc.

The above data are a property of the Hellenic Exchanges-Athens Exchange and are copyright protected. Users are forbidden to reproduce, modify, copy, sale, transmit or redistribute, by all reproduction means and methods, part or the whole of the above data, without reference to their source.

The commercial exploitation of these data is, also, forbidden by third parties. Hellenic Exchanges-Athens Exchange does not carry any responsibility, direct or indirect, derived from usage or accidental alteration of the above data when used by third parties.

Hellenic Exchanges – Athens Stock Exchange S.A.

110 Athinon Ave., 10442 Athens, Tel: (210) 33.66.800, Fax: (210) 32.13.938

www.athexgroup.gr

Thessalonica Stock Exchange Center (T.S.E.C)

16-18 Katouni Str., Thessalonica 546 25 Tel: (2310) 567.667, Fax: (2310) 530.545

Athex Members Guarantee Fund

14-16 Fidiou Str., Athens 106 78, Tel: (210) 33.04.682, Fax: (210) 33.04.155

Hellenic Republic Capital Market Commission

1 Kolokotroni Str. & 1 Stadiou Str., Athens 10562 Tel: (210) 33.77.100 Fax: (210) 33.77.173

Table of Contents

Section 1: Statistical Figures of Securities, Derivatives and Lending

Summary of Markets

Athex Indices

Analytic Figures for Athex Market's Boards and Categories

Trading Details by Athex Sectors and Financial Instruments (ETFs)

Top 10 best & worst performing Shares

Derivatives Summary

Section 2: Analytic Figures of Shares Transactions

Analytic Figures of Shares Transactions

Shares' Notes

Section 3: Figures of Securities Transactions

Securities Blocks Details

Shares Rights Details

Stock Borrowing

Forced Sales Details

Forced Sales Registered Shares

Exchange Traded Funds (ETFs) Characteristics

Section 5: Bonds traded in Fixed Income Assets Market

Convertible Corporate Bonds - Regulated Market

Non Convertible Corporate Bonds - Regulated Market

Government Bonds

Treasury Bills & Zero Coupon Government Bonds

Government Bonds Traded with the Open Outcry Method

State Banks Bonds

Section 6: Additional Infos

Athex & ATHEXClear Members List

List of Stocks under Market Making operations

Section 7: Derivatives Market Analytic Figures

Index Futures

Stock Futures

Index Options

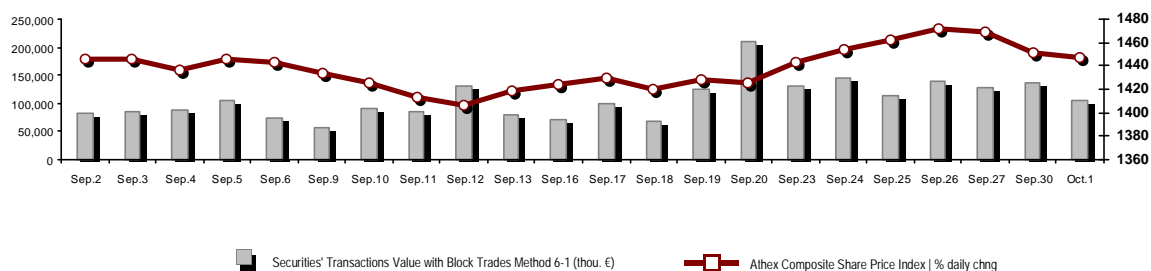
Stock Options

Stock Lending Analytic Figures

Appendix A: Sectors codification for listed companies

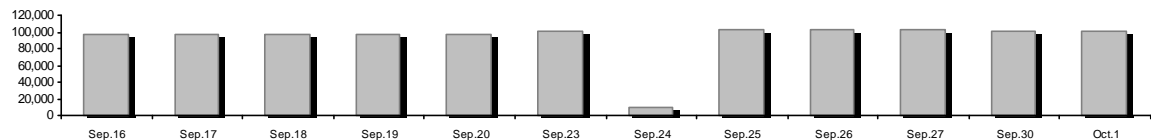
Summary of Markets

Athex Composite Share Price Index vs Shares and Derivatives Transactions Value

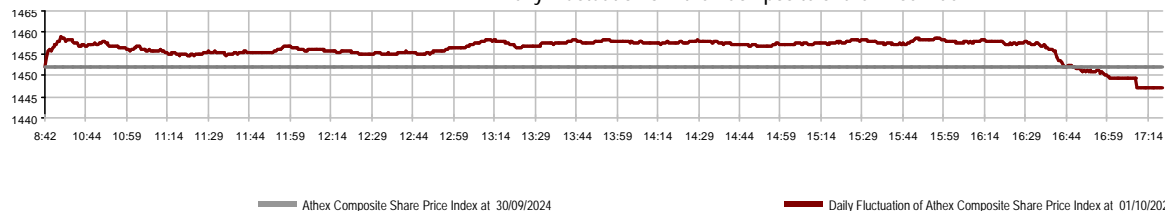


Athex Capitalisation (mill. €) **:	100,602.02	Derivatives Total Open Interest	430,419
Daily change: mill. € %	-414.00 -0.41%	in Index Futures % daily chng	6,004 0.37%
Yearly Avg Capitalisation: mill. € % chng prev year Avg	97,378.73 21.14%	in Stock Futures % daily chng	423,015 1.14%
Athex Composite Share Price Index % daily chng	1,447.03 -0.34%	in Index Options % daily chng	852 0.00%
Athex Composite Share Price Index Capitalisation (mill. €)	91,403.24	in Stock Options % daily chng	548 0.00%
Daily change (mill. €)	-403.75		
Securities' Transactions Value with Block Trades Method 6-1 (t)	106,293.47	Derivatives Contracts Volume:	22,701
Daily change: %	-28,955.53 -21.41%	Daily change: pieces %	1,734 8.27%
YTD Avg Trans. Value: thou. € % chng prev year Avg	127,501.67 16.37%	YTD Avg Derivatives Contracts % chng prev year Avg	38,039 -13.47%
Blocks Transactions Value of Method 6-1 (thou. €)	20,418.94	Derivatives Trades Number:	1,310
Blocks Transactions Value of Method 6-2 & 6-3 (thou. €)	19.59	Daily change: number %	-22 -1.65%
Bonds Transactions Value (thou.€)	1,830.49	YTD Avg Trades number % chng prev year Avg	1,894 -18.74%
Securities' Transactions Volume with Block Trades Method 6-1 (tho)	21,553.19	Lending Total Open Interest	132,513
Daily change: thou. pieces %	-7,463.73 -25.72%	Daily change: pieces %	7,015 5.59%
YTD Avg Volume: % chng prev year Avg	27,914.18 -16.97%	Lending Volume (Multilateral/Bilateral)	15,000
Blocks Transactions Volume of Method 6-1 (thou. Pieces)	2,393.35	Daily change: pieces %	-26,000
Blocks Transactions Volume of Method 6-2 & 6-3 (thou. Pieces)	4.09	Multilateral Lending	0
Bonds Transactions Volume	1,863,000	Bilateral Lending	15,000
Securities' Trades Number with Block Trades Method 6-1	29,976	Lending Trades Number:	1
Daily change: number %	-6,170 -17.07%	Daily change: %	-7
YTD Avg Trades number % chng prev year Avg	36,981 2.09%	Multilateral Lending Trades Number	0
Number of Blocks Method 6-1	17	Bilateral Lending Trades Number	1
Number of Blocks Method 6-2 & 6-3	1		
Number of Bonds Transactions	261		

Athex Capitalisation (mill. €) **



Daily Fluctuation of Athex Composite Share Price Index



Athex Indices

Index name	01/10/2024	30/09/2024	pts.	%	Min	Max	Year min	Year max	Year change
Athex Composite Share Price Index	1,447.03	1,451.90	-4.87	-0.34%	1,447.03	1,459.12	1,293.14	1,505.35	11.90% #
Athex Composite Index Total Return Index	2,729.63	2,738.81	-9.18	-0.34%	2,729.63	2,752.43	2,355.44	2,789.06	15.89% #
Athex ESG Index	1,647.97	1,656.43	-8.46	-0.51%	1,647.97	1,666.21	1,471.77	1,722.97	11.97% #
ATHEX Alternative Market Price Index	14,805.25	15,406.71	-601.46	-3.90%	14,787.15	15,406.71	9,352.11	15,435.43	58.31% #
FTSE/Athex Large Cap	3,509.83	3,527.48	-17.65	-0.50%	3,509.83	3,548.73	3,122.79	3,665.50	12.39% #
FTSE/Athex Mid Cap Index	2,331.62	2,327.50	4.12	0.18%	2,327.50	2,342.86	2,054.77	2,459.55	3.59% #
FTSE/ATHEX High Dividend Yield Index	3,956.30	3,943.82	12.48	0.32%	3,943.82	3,979.48	3,629.54	4,217.66	4.90% #
FTSE/Athex Market Index	836.12	840.49	-4.37	-0.52%	836.12	845.36	746.82	875.18	11.96% #
FTSE/Athex Banks	1,238.59	1,251.49	-12.90	-1.03%	1,238.59	1,264.72	1,057.67	1,354.57	16.67% #
FTSE/ATHEX TECHNOLOGY & TELECOMMUNICAT	5,747.96	5,702.64	45.32	0.79%	5,702.64	5,768.85	4,915.95	5,822.95	13.32% #
FTSE/ATHEX FINANCIAL SERVICES	5,815.82	5,876.05	-60.23	-1.03%	5,815.82	5,936.89	4,996.31	6,357.41	15.99% #
FTSE/ATHEX REAL ESTATE	4,998.44	4,981.92	16.52	0.33%	4,976.83	5,045.04	4,507.00	5,120.52	0.76% #
FTSE/ATHEX CONSUMER DISCRETIONARY	5,178.27	5,138.27	40.00	0.78%	5,137.66	5,228.28	4,663.68	5,557.48	3.24% #
FTSE/ATHEX CONSUMER STAPLES	6,413.97	6,468.91	-54.94	-0.85%	6,412.37	6,486.48	5,069.68	6,604.22	26.05% #
FTSE/ATHEX INDUSTRIALS	6,696.52	6,719.53	-23.01	-0.34%	6,683.81	6,738.66	5,044.08	6,784.09	31.78% #
FTSE/ATHEX BASIC MATERIALS	4,871.56	4,905.91	-34.35	-0.70%	4,870.55	4,935.82	4,369.10	5,876.05	0.04% #
FTSE/ATHEX ENERGY & UTILITIES	4,983.80	5,013.82	-30.02	-0.60%	4,983.80	5,026.81	4,536.38	5,474.06	-0.08% #
Athex All Share Index	333.93	335.30	-1.37	-0.41%	333.93	333.93	304.60	347.29	10.57% #
Hellenic Mid & Small Cap Index	2,092.68	2,092.20	0.48	0.02%	2,092.20	2,105.25	1,881.89	2,157.15	8.49% #
FTSE/Athex Large Cap Total Return	6,021.40	6,051.68	-30.28	-0.50%			5,201.70	6,187.73	16.53% #
FTSE/Athex Mid Cap Total Return	3,192.86	3,187.22	5.64	0.18%			2,872.41	3,302.69	5.33% #
MSCI GREECE REBASED	5,489.76	5,516.40	-26.64	-0.48%	5,489.76	5,562.35	4,964.20	5,837.84	10.13% #
Hellenic Corporate Bond Index	136.56	136.48	0.07	0.05%			129.54	136.56	5.33% #
Hellenic Corporate Bond Price Index	93.10	93.07	0.03	0.03%			90.52	93.10	2.71% #

Note 1: FTSE/Med 100, Hellenic Corporate Bond Price Index and Hellenic Corporate Bond Index closing prices refer to the previous trading day of 27/09/2024.

Note 2: The Hellenic Mid & Small Cap Index is a Customized index calculated by the Athens Exchange.

Analytic Figures for Athex Market's Boards and Categories

	Total Traded Securities	Main Market	Surveillance	Exchange Traded Funds (ETFs)
Totals	126	120	5	1
Gain / Lose / Same:	36 / 68 / 22	36 / 65 / 19	0 / 2 / 3	0 / 1 / 0
Athex Capitalisation (mill. €) **	100,602.02	100,535.11	66.91	
Daily Average Trans/ons Value(thou.€)	127,501.67	127,388.63	30.75	247.96
Transactions Value	106,313.06	106,155.80	42.88	114.38
Main Board:	85,874.53	85,717.27	42.88	114.38
Blocks Board 6_2_3:	20,438.53	20,438.53	0.00	0.00
Forced Sales Board:	0.00	0.00	0.00	0.00
Special Terms Board:	0.00	0.00	0.00	0.00
Daily Average Transactions Volume	27,914,179	27,790,151	137,779	7,159
Transactions Volume	21,557,281	21,374,537	179,507	3,237
Main Board:	19,159,847	18,977,103	179,507	3,237
Blocks Board 6_2_3:	2,397,434	2,397,434	0	0
Forced Sales Board:	0	0	0	0
Special Terms Board:	0	0	0	0
Daily Average Number of Trades	36,981	36,878	58	45
Number of Trades	29,977	29,859	70	48
Main Board:	29,959	29,841	70	48
Blocks Board 6_2_3:	18	18	0	0
Forced Sales Board:	0	0	0	0
Special Terms Board:	0	0	0	0

Trading Details by Athex Sectors and Financial Instruments (ETFs)

Code	Sectors	Gain / Lose / Same	Number of Trades	Transactions Volume	Transactions Value	% of Total Trans. Value
3010	- Banks	0 / 7 / 1	11,532	15,087,103	58,704,759.15	55.22%
5510	- Basic Resources	4 / 6 / 4	1,037	349,020	819,423.47	0.77%
5010	- Construction & Materials	2 / 9 / 3	2,458	1,062,816	4,381,263.84	4.12%
4020	- Consumer Products & Services	1 / 3 / 2	176	47,786	96,248.94	0.09%
6010	- Energy	1 / 3 / 0	1,567	263,594	3,458,522.34	3.25%
12000	- Financial Instruments	0 / 1 / 0	48	3,237	114,377.96	0.11%
3020	- Financial Services	4 / 1 / 0	202	28,121	136,492.02	0.13%
4510	- Food Beverage & Tobacco	2 / 4 / 2	320	61,740	751,127.48	0.71%
2010	- Health Care	0 / 3 / 0	182	75,327	86,147.67	0.08%
5020	- Industrial Goods & Services	5 / 9 / 2	1,817	619,907	2,707,903.58	2.55%
3030	- Insurance	0 / 1 / 0	246	38,589	181,109.06	0.17%
4030	- Media	1 / 0 / 1	21	11,970	5,505.70	0.01%
4520	- Personal Care, Drug & Grocery Stores	0 / 1 / 1	436	100,745	667,307.26	0.63%
3510	- Real Estate	4 / 5 / 3	1,299	478,462	1,860,017.63	1.75%
4040	- Retail	3 / 2 / 1	1,672	338,614	7,355,526.39	6.92%
1010	- Technology	4 / 5 / 1	805	341,653	1,277,230.35	1.20%
1510	- Telecommunications	1 / 1 / 0	1,121	218,871	3,437,895.63	3.23%
4050	- Travel & Leisure	2 / 3 / 1	1,854	930,223	6,646,090.86	6.25%
6510	- Utilities	2 / 4 / 0	3,184	1,499,503	13,626,107.02	12.82%

Top 10 best & worst performing Shares

Main Market

With positive Price change	Closing price	change	With negative Price change	Closing price	change
KARELIA (CR)	342	2.39% #	KORDELLOS BROS SA (CR)	0.408	-7.06% €
INTRALOT (CR)	1.144	1.96% #	FLEXOPACK SA (CR)	7.25	-5.84% €
JUMBO SA (CR)	26.2	1.95% #	INTERLIFE G.C.I.(CR)	4.66	-5.09% €
UNIBIOS (CR)	1.58	1.93% #	EKTER SA (CR)	1.744	-4.18% €
OTE (CR)	15.74	1.61% #	MEDICON S.A (CR)	2.31	-4.15% €
ALPHA REAL ESTATE (CR)	7.1	1.43% #	TZIRAKIAN PROFIL (CR)	1.25	-3.10% €
P.P.A. S.A. (CR)	27.05	1.12% #	ELASTRON (CR)	2.06	-2.83% €
ADMIE (IPTO) HOLDING S.A. (CR)	2.39	1.06% #	IKTINOS HELLAS SA (CR)	0.35	-2.78% €
IDEAL HOLDINGS (CR)	6	1.01% #	EUROCONSULTANTS S.A. (CR)	1.23	-2.38% €
DIMAND (CR)	9.5	0.96% #	EVROFARMA SA (CR)	1.57	-1.88% €
With the highest Transactions Value	Value (thou. €)	change	With the highest Transactions Volume	Volume	change
NATIONAL BANK (CR)	32,022.64	-0.34% €	EUROBANK HOLDINGS (CR)	4,451,453	-1.75% €
PIRAEUS FINANCIAL HOLD (CR)	11,333.67	-0.94% €	NATIONAL BANK (CR)	4,144,969	-0.34% €
EUROBANK HOLDINGS (CR)	9,094.85	-1.75% €	ALPHA SERVICES HOLD (CR)	3,418,849	-1.38% €
JUMBO SA (CR)	7,125.86	1.95% #	PIRAEUS FINANCIAL HOLD (CR)	2,964,478	-0.94% €
OPAP (CR)	5,370.02	-0.31% €	ADMIE (IPTO) HOLDING S.A. (CR)	879,596	1.06% #
ALPHA SERVICES HOLD (CR)	5,307.97	-1.38% €	INTRALOT (CR)	518,111	1.96% #
METLEN ENERGY & METALS (CR)	4,045.59	-1.24% €	OPAP (CR)	336,240	-0.31% €
TERNA ENERGY (CR)	3,930.31	-0.05% €	PPC (CR)	285,837	-0.50% €
PPC (CR)	3,441.15	-0.50% €	JUMBO SA (CR)	270,725	1.95% #
OTE (CR)	3,432.74	1.61% #	IKTINOS HELLAS SA (CR)	230,283	-2.78% €

Note: Stocks that are not included in the "Under Supervision" category, and the transactions value is more than 10,000 €.

Derivatives Summary

	Number of Trades	Volume	Open Interest
Index Futures	108	432	6,004
FTSE/Athex Banks	3	10	1,326
FTSE/Athex Large Cap	105	422	4,655
MSCI GREECE REBASED	0	0	23
Stock Futures	1,192	22,171	423,015
ADMIE (IPTO) HOLDING S.A. (CR)	72	3,601	26,296
AEGEAN AIRLINES (CR)	7	24	3,888
ALPHA SERVICES HOLD (CR)	172	7,931	157,680
ATHENS INTL AIRPORT (CR)	0	0	1,012
AUTOHELLAS SA (CR)	0	0	113
AVAX S.A. (CR)	8	110	1,442
CC HBC AG (CR)	3	14	93
CENERGY HOLDINGS (CB)	22	50	3,699
ELLAKTOR (CR)	17	160	3,826
ELVALHALCOR (CR)	19	51	4,642
EUROBANK HOLDINGS (CR)	59	1,797	17,829
EYDAP S.A. (CR)	3	15	4,080
FOURLIS (CR)	7	18	939
GEK TERNA (CR)	7	33	11,146
HELLENIC EXCHANGES-A.S.E. (CR)	5	23	3,674
HELLENIQ ENERGY (CR)	14	82	4,943
INTRACOM HOLDINGS (CR)	29	164	7,435
INTRAKAT (CR)	12	52	2,334
JUMBO SA (CR)	36	131	188
LAMDA DEVELOPMENT SA (CR)	49	438	6,281
METLEN ENERGY & METALS (CR)	60	195	3,875
MIG (CR)	2	10	109
MOTOR OIL (CR)	46	222	6,636
NATIONAL BANK (CR)	178	1,825	18,558
OPAP (CR)	3	15	969
OPTIMA BANK (CR)	0	0	61
OTE (CR)	14	32	2,712
P.P.A. S.A. (CR)	10	20	70
PIRAEUS FINANCIAL HOLD (CR)	268	4,785	84,580
PPC (CR)	47	257	21,591
QUEST HOLDINGS (CR)	0	0	169
TERNA ENERGY (CR)	1	15	17,020
TITAN CEMENT (CB)	3	9	388
VIOHALCO SA/NV (CB)	19	92	4,737
Index Options	3	27	852
FTSE/Athex Large Cap	3	27	852
Stock Options	7	71	548
ALPHA SERVICES HOLD (CR)	0	0	0
NATIONAL BANK (CR)	6	66	310
OPAP (CR)	0	0	121
OTE (CR)	1	5	0
PIRAEUS FINANCIAL HOLD (CR)	0	0	4
PPC (CR)	0	0	113
Total Derivatives Traded	1,310	22,701	430,419

Daily Official List

Year: 145 Trading Day No: 186

Section 2: Analytic Figures of Shares Transactions

Tuesday, 1 October, 2024

Number of Outstanding Securities	Nominal Value	Dividends [1]			Date of Last Coupon		Note	Shares	Closing price	% change	Previous closing price/date	Open price	Price min	Price max	Last price	Avg price	Last Bid [7]	Last Ask [7]	P/E after tax	Year	Volume	Trades	Transactions Value[8]	Company Mkt Value (thou. €)	Year low	Year high	Sector[4]		
13,000,000	0.650	---	---	---	01/08/2007	07/04/2000	5093	AKRITAS SA (CR)	0.76	---	0.76	30/09/2024	0.74	0.74	0.76	0.76	0.759	800@0.760	55@0.770	---	---	210	2	159.40	9,880.00	0.57	1.33	50101035	
15,300,000	0.300	---	---	---	30/07/2009	13/12/1999	---	ATTICA PUBLICATIONS SA (CR)	0.428	9.74	P	0.39	30/09/2024	0.428	0.428	0.428	0.428	290@0.428	---	---	---	2,900	12	1,241.20	6,548.40	0.292	0.456	40301030	
18,810,000	0.400	---	---	---	08/07/2010	14/11/2007	---	VARVERIS - MODA BAGNO SA (CR)	3.65	-2.93	E	3.76	30/09/2024	3.73	3.54	3.73	3.73	3.615	15@3.64	29@3.64	---	---	1,876	12	6,781.23	68,656.50	1.9	4.07	40401025
15,000,000	0.300	---	---	---	06/07/2007	18/07/2000	---	DAIOS PLASTICS SA (CR)	3.26	---	---	3.26	30/09/2024	---	---	---	---	122@3.12	266@3.28	---	---	---	---	---	48,900.00	3.04	4.18	50203015	
3,307,500	0.210	---	0.4	---	13/10/2023	30/11/2022	---	ELVE SA (CR)	5.4	---	---	5.4	30/09/2024	5.4	5.4	5.4	5.4	5.4	115@5.35	104@5.70	10.08	2023	69	3	372.60	17,860.50	4.7	5.85	40204020
86,735,980	0.310	---	---	0.02	22/07/2024	07/09/2023	---	ATHENS MEDICAL CENTER SA (CR)	1.495	-0.66	E	1.505	30/09/2024	1.545	1.49	1.545	1.51	1.522	251@1.50	69@1.51	---	---	3,141	27	4,779.70	129,670.29	1.45	2.03	20101025
2,760,000	11.83	11	11.8	12.4	03/06/2024	16/07/1990	---	KARELIA (CR)	342	2.39	P	334	30/09/2024	328	326	342	342	332.9	83@326.00	8@342.00	---	---	40	6	13,316.00	943,920.00	312	350	45103010
6,700,000	0.800	0.047	0.047	0.047	23/07/2024	29/05/2014	---	MILLS KEPENOS (CR)	1.54	1.32	P	1.52	30/09/2024	1.55	1.5	1.55	1.54	1.539	330@1.47	500@1.67	16.54	2023	1,460	5	2,247.60	10,318.00	1.35	2.26	45102020
18,017,472	0.360	---	---	---	09/09/2022	28/08/2017	---	DOMAINE COSTA LAZARIDI (CR)	1.8	---	---	1.8	30/09/2024	1.72	1.72	1.72	1.72	1.72	1000@1.73	199@1.88	---	---	45	1	77.40	32,431.45	1.6	1.9	45101015
21,364,000	1.12	---	0.4	---	21/08/2023	08/03/2023	---	LAMPASA HOTEL SA (CR)	39	---	---	39	30/09/2024	38.6	38.6	38.6	38.6	38.6	75@38.00	75@39.20	---	---	10	1	386.00	833,196.00	28.4	39.8	40501025
9,819,370	0.500	---	---	---	14/08/2007	09/01/2004	---	MATHIOS REFRACTORY SA (CR)	0.71	---	---	0.71	30/09/2024	0.652	0.652	0.71	0.71	0.687	141@0.686	88@0.708	---	---	400	12	274.63	6,971.75	0.638	1.3	55101000
32,188,050	0.700	---	---	---	21/07/2008	20/01/2000	---	MOUZAKIS (CR)	0.71	---	---	0.71	30/09/2024	---	---	---	---	---	100@0.705	525@0.730	---	---	---	---	22,853.52	0.595	0.92	55101020	
6,340,000	0.600	0.17	0.1	0.2	11/12/2023	11/01/2024	---	NAKAS MUSIC	2.82	---	---	2.82	30/09/2024	3	2.98	3	2.98	2.999	110@2.72	88@2.98	---	---	212	3	635.76	17,878.80	2.5	3.16	40401030
27,379,200	0.980	---	0.45	0.5001	01/08/2024	29/08/2022	---	CRETE PLASTICS SA (CR)	15.2	---	---	15.2	30/09/2024	---	---	---	---	952@14.20	1750@14.90	---	---	---	---	---	416,163.84	14.2	16.4	50203015	
255,494,534	2.71	0.279	0.255	0.247	14/06/2024	30/09/2021	---	PRODEA (CR)	6.5	---	---	6.5	30/09/2024	6.95	6.55	6.95	6.55	6.893	295@6.55	203@6.80	---	---	202	3	1,392.35	1,660,714.47	6.45	8	35102000
4,181,450	0.500	---	---	---	21/08/2000	05/03/2002	---	FLOUR MILLS SARANTOPOULOS SA	1.07	---	---	1.07	30/09/2024	---	---	---	---	---	319@1.07	---	---	---	---	---	4,474.15	0.965	1.17	45102020	
8,340,750	1.16	---	---	---	25/06/2009	17/09/2018	---	HAIDEMENOS SA (CR)	0.6	---	---	0.6	30/09/2024	0.585	0.585	0.6	0.6	0.588	133@0.595	350@0.595	---	2023	27	2	15.87	5,004.45	0.555	0.92	50205030

Exchange Traded Funds (ETFs)

971,502	---	---	---	---	15/06/2016	---	ALPHA ETF FTSE Athex Large Cap	35.105	-0.69	E	35.35	30/09/2024	35.35	35.105	35.41	35.105	35.335	505@35.00	500@35.20	---	---	3,237	48	114,377.96	---	31.58	38	12003
---------	-----	-----	-----	-----	------------	-----	--------------------------------	--------	-------	---	-------	------------	-------	--------	-------	--------	--------	-----------	-----------	-----	-----	-------	----	------------	-----	-------	----	-------

Surveillance

89,078,604	0.040	---	---	---	07/07/2010	16/01/2024	5160	FRIGOGLASS SA (CR)	0.246	-9.56	E	0.272	30/09/2024	0.27	0.246	0.27	0.246	0.256	---	4000@0.250	---	2023	100,982	40	25,870.57	21,913.34	0.172	0.44	50204000
13,191,620	0.620	---	---	---	04/08/2010	09/09/2002	5232	YALCO - CONSTANTINOU (CR)	0.162	---	---	0.162	30/09/2024	---	---	---	---	---	500@0.147	2100@0.178	---	---	---	---	---	2,137.04	0.146	0.208	40202020
17,579,754	4.16	---	---	---	18/08/2006	02/08/2010	---	BIOTER SA (CR)	0.27	---	---	0.27	30/09/2024	0.28	0.28	0.28	0.28	0.28	170@0.282	700@0.284	---	---	830	2	232.40	4,746.53	0.2	0.436	50101010
54,654,600	0.050	---	---	---	01/07/1998	30/12/2022	5275	VIS SA (CR)	0.142	---	---	0.142	30/09/2024	---	---	---	---	---	858@0.134	1250@0.154	---	2023	---	---	---	7,760.95	0.132	0.288	50203030
51,754,364	0.300	---	---	---	23/12/2003	24/01/2007	5197	SELECTED TEXT. IND. ASSOC (CR)	0.12	---	---	0.12	30/09/2024	0.11	0.11	0.11	0.11	0.11	4000@0.108	159@0.110	---	---	2,000	2	220.00	6,210.52	0.108	0.164	55101020
15,842,391	1.51	---	---	---	15/07/2009	12/05/2000	5141	BITROS HOLDING SA (CR)	0.68	---	---	0.68	30/09/2024	---	---	---	---	---	525@0.615	500@0.620	---	---	---	---	---	10,772.83	0.41	0.755	55102010
24,319,250	0.300	---	---	---	09/07/2002	04/07/2007	5165	PROODEFTIKH SA (CR)	0.22	-2.66	E	0.226	30/09/2024	0.222	0.22	0.222	0.22	0.22	2650@0.220	5000@0.226	---	---	74,600	23	16,422.00	5,350.24	0.2	0.4	50101010
28,438,268	0.070	---	---	---	21/08/2006	24/11/1999	5253	SPIROY AGRICULTURE SA (CR)	0.127	---	---	0.127	30/09/2024	0.139	0.121	0.139	0.121	0.126	1500@0.115	105@0.120	---	---	1,095	3	137.90	3,611.66	0.115	0.252	45102010
1,011,000	1.00	---	---	---	01/07/2004	11/12/2012	5193	TRIA ALFA SA (CR)	4.36	---	---	4.36	30/09/2024	---	---	---	---	---	51@3.94	87@4.60	---	2023	---	---	---	4,407.96	3.92	8.95	55101020

Suspension Status

12,417,000	0.310	---	---	---	27/08/2019	28/08/2017	5233	MLS MULTIMEDIA SA (CR)	0.57	---	---	0.57	12/05/2020	---	---	---	---	---	---	---	---	---	---	---	---	7,077.69	0.57	0.57	10101015	
65,326,268	0.530	---	---	---	04/07/2007	19/07/2006	4750	SATO SA (CR)	0.028	---	---	0.028	05/09/2024	---	---	---	---	---	---	---	---	---	---	---	---	---	1,829.14	0.027	0.067	40202015
3,961,300	1.28	---	---	---	29/06/2004	03/08/2000	5248	DUROS SA (CR)	0.25	---	---	0.25	24/04/2023	---	---	---	---	---	---	---	---	---	---	---	---	---	990.33	0.25	0.25	40204020
10,203,575	0.730	---	---	---	16/07/2007	18/10/1999	---	FIERATEX SA (CR)	0.359	---	---	0.359	30/04/2024	---	---	---	---	---	---	---	---	---	---	---	---	---	3,663.08	0.335	0.538	55101020

Shares' Notes

Code	Note text
()	- Adjusted dividends.
*	- Last adjusted closing price.
[1]	- Net dividends.
[2]	- The "Date of Last Coupon" for New listings refers to the date company's stocks started to trade in Athex
[3]	- The Company Market Value is referred to the number of outstanding shares
[4]	- Sectors codification can be found in Appendix A
[5]	- The Market Value refers to the total number of shares listed (including their several classes) in the exchange by the company.
[6]	- P/E greater than 100
[7]	- Last view of the Order Book before the end of the trading session
[8]	- All Blocks Methods' Transactions Value are included.
4750	- Transfer to the Under Surveillance Category from 8/4/2011.
5093	- Transfer to the Surveillance Category as of 8/4/2015.
5141	- Transfer to the Surveillance Category as of 10/05/2017.
5160	- Transfer to the Surveillance Category as of 15/04/2016.
5165	- Transfer to the Surveillance Category as of 15/02/2018.
5193	- Transfer to the Surveillance Category as of 25/10/2018.
5197	- Transfer to the Surveillance Category as of 07/11/2018.
5232	- Transfer to the Under Surveillance Category from 08/04/2011.
5233	- Suspension of trading as of 13/05/2020.
5248	- Transfer to the Surveillance Category as of 06/09/20116.
5253	- Transfer to the Surveillance Category as of 14/5/2021.
5275	- Transfer to the Surveillance Category as of 09/07/2020.

Securities Blocks Details

Securities	Block Volume	Price	Block Trade Value	Time of approval	Note
NATIONAL BANK (CR)	1,321,000	7.76	10,256,244.00	10:45:46	20
PPC (CR)	50,000	12.05	602,500.00	10:53:12	20
NATIONAL BANK (CR)	84,130	7.76	652,848.80	11:04:28	20
NATIONAL BANK (CR)	72,999	7.75	565,742.25	12:28:54	20
JUMBO SA (CR)	19,488	26.20	510,585.60	12:48:36	20
TERNA ENERGY (CR)	28,326	19.50	552,357.00	14:01:46	20
JUMBO SA (CR)	23,319	26.35	614,455.65	14:08:39	20
TERNA ENERGY (CR)	100,000	19.50	1,950,000.00	14:35:07	20
ADMIE (IPTO) HOLDING S.A. (CR)	70,000	2.40	168,000.00	14:48:19	20
ADMIE (IPTO) HOLDING S.A. (CR)	100,000	2.40	240,000.00	15:05:43	20
JUMBO SA (CR)	26,862	26.36	708,082.32	15:15:41	20
NATIONAL BANK (CR)	64,684	7.74	500,395.42	16:17:49	20
OPAP (CR)	60,000	15.95	957,000.00	16:22:20	20
BANK OF CYPRUS (CR)	4,089	4.79	19,586.31	16:50:31	18
INTRAKAT (CR)	65,000	4.85	315,250.00	17:11:06	20
OPTIMA BANK (CR)	16,289	12.92	210,453.88	17:12:01	20
JUMBO SA (CR)	22,811	26.20	597,648.20	17:12:07	20
PIRAEUS FINANCIAL HOLD (CR)	268,437	3.79	1,017,376.23	17:13:59	20

Blocks Notes

9 - Method 6-1 / Special Fees

10 - Method 6-1 / Special Fees, SDS

14 - Method 6-3 / Settlement, Incomplete Buy and Sell

18 - Method 6-2 / SPOT 1

19 - Method 6-2 / SPOT 2

20 - Method 6-1 and Method 6-1 Same Day Settlement

21 - Other Pre-agreed

Shares Rights Details

Occurred date	Exercise from	Exercise until	Trading until	Rights	Price min	Price max	Closing price	Last Bid	Last Ask	Volume	Trades	Transactions Value
---------------	---------------	----------------	---------------	--------	-----------	-----------	---------------	----------	----------	--------	--------	--------------------

No Rights Transactions.

Forced Sales Details

Securities	Category of Security	Transactions Volume	Number of Trades	Transactions Value	Note
------------	----------------------	------------------------	---------------------	-----------------------	------

No Forced Transactions.

Forced Sales Notes

- 1 - Compulsory Public Forced Sales
- 2 - Forced Sales of Fixed Registered Shares
- 3 - Forced Sales of Remaining Fractional Shares

Forced Sales Registered Shares

Securities	Start Date	End Date	Initial Volume	Remaining Volume	Date	Avg price (day)	Avg price (period)	Number of Trades	Transactions Volume	Transactions Value
------------	------------	----------	----------------	------------------	------	-----------------	--------------------	------------------	---------------------	--------------------

No Fixed Registered Shares Forced Sales.

Forced Sales Notes

According to Decision 1/380/04.05.2008 of the Hellenic Republic Capital Market Commission, the certificated registered shares that have not been deposited to the issuer for dematerialisation, will be auctioned in the Athens Exchange by the supervising issuer. Forced sales procedure is held according to Article 99A of the Athens Exchange Rulebook. The average price of the period is calculated by dividing the Total transactions value by the Total volume and includes all the transactions made until the current date.

Exchange Traded Funds (ETFs) Characteristics

	Transactions Date (T)	Creation / Redemption	Units (T-1)	New Units (T-1)	Redemption Units (T-1)	Units (T) [1]	Fund Assets [2]	Net Unit Price	Dividend per Unit	Dividend Date
ALPHA ETF FTSE Athex Large Cap	01/10/2024	5,000	971,502	---	---	971,502	34,205,440.00	35.2088	1.35	01/07/2024

ETFs Notes

[1] - Units (T) = Units (T-1) + New Units (T-1) - Redemption Units (T-1)

[2] - The Creation / Redemption Units of T-1 are included.

Convertible Corporate Bonds - Regulated Market

Num Listed Bonds	Nominal price	Issue price	Today's Rate	Exp. Date	Duration (years)	Note	Coupon		Trading Unit	Corporate Bonds	Price min	Price max	Closing price	Previous closing price/date	Volume	Transactions Value	Last order			ear min	Year max		
							Common	Preffered									Price	Buy / Sell	Date				
										#Error				#Type!									

Corporate Bonds Notes

Transactions Volume = (Pieces) * (Nominal Price). Transactions Value = (Pieces) * (Nominal Price) * (price %) + (Accrued interest).

The price of a Bond is stated as a percentage (%) of Bond's Nominal Price.

Nominal Price in Euros (€), except if it is noted differently.

Non Convertible Corporate Bonds - Regulated Market

Num Listed Bonds	Nominal price	Issue price	Today's Rate	Exp. Date	Duration (years)	Note	Coupon		Trading Unit	Corporate Bonds	Accrued Int.	Yield.T.Mat	Price min	Price max	Closing price	Previous closing price/date	Volume	Transactions Value	Last order		Date	ear min	Year max	
							Common	Preferred											Price	Buy / Sell				
300,000	1,000.00	1,000.00	2.30	20/07/2028	7	---	7	---	1	PRODEA REIC S.A.(Non Convertible)	4.6639	4.3950	92.0000	92.5200	92.0100	92.1500	30/09/2024	13,000	12,036.53	92.0100	B	31/10/2024	86.1234	92.5200
320,000	1,000.00	1,000.00	3.40	21/07/2027	7	---	9	---	1	LAMDA DEVELOPMENT S.A. (Non Convertible)	6.8944	3.7550	97.6700	97.7000	97.6934	97.7000	30/09/2024	14,000	13,773.59	97.0002	B	31/10/2024	92.0000	98.4998
200,000	1,000.00	1,000.00	2.10	27/10/2027	7	---	8	---	1	O.P.A.P. S.A. (Non Convertible)	9.1583	3.4820	95.0418	96.4781	95.3000	96.1090	30/09/2024	18,000	17,399.81	95.3000	B	31/10/2024	90.5800	96.6000
200,000	1,000.00	1,000.00	1.90	23/03/2028	7	---	8	---	1	MOTOR OIL CORINTH REFINERIES SA (Non Convertible)	0.5278	3.6690	93.1601	93.7000	93.7000	93.7290	30/09/2024	222,000	208,049.97	93.7001	B	31/10/2024	90.8477	94.5000
100,000	1,000.00	1,000.00	2.95	11/02/2027	5	---	6	---	1	SAFE BULKERS PARTICIPATIONS PLC (Non Convertible)	4.2611	4.1200	96.5001	97.0000	96.7375	97.1190	30/09/2024	20,000	19,432.73	96.8000	B	31/10/2024	92.0000	97.9900
230,000	1,000.00	1,000.00	4.70	12/07/2029	7	---	5	---	1	LAMDA DEVELOPMENT S.A. (Non convertible)	10.8361	4.0810	100.5000	101.6000	100.7527	101.3000	30/09/2024	81,000	82,487.37	100.5000	B	31/10/2024	97.0000	103.1000
100,000	1,000.00	1,000.00	4.40	26/07/2029	7	---	5	---	1	CPLP SHIPPING HOLDINGS PLC (Non Convertible)	8.4333	4.0780	99.5200	99.8000	99.6918	99.8000	30/09/2024	17,000	17,090.97	99.5500	B	31/10/2024	95.0948	101.4999
199,375	1,000.00	1,000.00	3.60	12/03/2026	7	---	12	---	1	AEGEAN AIRLINES S.A. (Non Convertible)	2.1000	3.2120	99.5000	99.6900	99.6303	99.6000	30/09/2024	74,000	73,881.80	99.5000	B	31/10/2024	97.1458	99.7190
150,000	1,000.00	1,000.00	2.60	22/10/2026	7	---	10	---	1	TERNA ENERGY FINANCE S.A. (Non Convertible)	11.8444	3.5800	97.1801	97.2000	97.1913	97.4570	30/09/2024	52,000	51,155.37	97.2000	B	31/10/2024	92.8293	97.9900
500,000	1,000.00	1,000.00	2.75	03/07/2027	7	---	9	---	1	GEK TERNA S.A. (Non Convertible)	7.0278	4.0040	95.5500	96.3900	95.6613	96.0460	30/09/2024	79,000	76,237.99	95.5500	B	31/10/2024	91.5500	96.9900
100,000	1,000.00	1,000.00	2.70	25/05/2026	5	---	7	---	1	COSTAMARE PARTICIPATIONS PLC (Non Convertible)	9.6750	4.1490	97.0000	97.2000	97.1429	97.8000	30/09/2024	7,000	6,867.73	97.1000	B	31/10/2024	94.2567	99.2686
120,000	1,000.00	1,000.00	3.95	04/04/2025	7	---	13	---	1	GEK TERNA S.A. (Non Convertible)	19.9694	3.6590	99.6600	99.7000	99.6662	99.6140	27/09/2024	13,000	13,216.20	99.7500	B	31/10/2024	98.1282	100.1000
150,000	1,000.00	1,000.00	2.65	22/10/2026	5	---	6	---	1	CPLP SHIPPING HOLDINGS PLC (Non Convertible)	12.0722	4.1920	96.0200	96.7000	96.4063	96.3140	30/09/2024	30,000	29,284.07	96.1500	B	31/10/2024	93.0000	97.0000
250,000	1,000.00	1,000.00	2.45	16/11/2028	7	---	6	---	1	ELVALHALCOR S.A. (Non Convertible)	9.5278	4.0460	93.2500	93.5000	93.2501	93.5000	30/09/2024	114,000	107,418.68	93.2501	B	31/10/2024	88.4206	97.3000
120,000	1,000.00	1,000.00	2.65	06/12/2028	7	---	6	---	1	NOVAL PROPERTY REIC (Non Convertible)	8.7597	4.3590	92.3002	92.9000	92.7000	92.9000	30/09/2024	53,000	49,502.79	92.6600	B	31/10/2024	88.5000	95.2731
300,000	1,000.00	1,000.00	2.30	14/12/2028	7	---	6	---	1	GEK TERNA S.A. (Non Convertible)	7.0917	4.5830	90.6100	91.0000	90.7912	90.8000	30/09/2024	181,000	165,615.64	90.8000	B	31/10/2024	86.5021	92.7400
100,000	1,000.00	1,000.00	2.80	25/01/2027	5	---	6	---	1	PREMIA S.A. (Non Convertible)	5.4444	4.9780	94.6202	94.6202	94.6202	94.6200	30/09/2024	41,000	39,017.50	94.6202	B	31/10/2024	90.9974	97.8048
500,000	1,000.00	1,000.00	4.00	10/07/2030	7	---	3	---	1	METLEN ENERGY & METALS S.A. (Non Convertible)	9.4444	3.5780	101.0700	101.4900	101.1802	101.0970	30/09/2024	395,000	403,392.22	101.1101	B	31/10/2024	98.3001	101.7900

Corporate Bonds Notes

Transactions Volume = (Pieces) * (Nominal Price). Transactions Value = (Pieces) * (Nominal Price) * (price %) + (Accrued interest).

The price of a Bond is stated as a percentage (%) of Bond's Nominal Price.

Nominal Price in Euros (€), except if it is noted differently.

Non Convertible Corporate Bonds - Regulated Market

Num Listed Bonds	Nominal price	Issue price	Today's Rate	Exp. Date	Duration (years)	Note	Coupon		Trading Unit	Corporate Bonds	Accrued Int.	Yield.T.Mat	Price min	Price max	Closing price	Previous closing price/date	Volume	Transactions Value	Last order		ear min	Year max		
							Common	Preferred											Price	Buy / Sell			Date	
100,000	1,000.00	1,000.00	5.50	15/12/2028	5	---	2	---	1	IDEAL HOLDINGS S.A. (Non Convertible)	16.5000	4.4000	103.2499	103.2499	103.2499	103.0000	30/09/2024	1,000	1,049.00	103.1000	B	31/10/2024	100.6502	104.1000
200,000	1,000.00	1,000.00	4.25	23/01/2029	5	---	2	---	1	AUTOHELLAS S.A. (Non Convertible)	8.5000	4.1930	99.0001	100.3800	99.7500	100.3500	30/09/2024	328,000	330,582.77	99.5000	B	31/10/2024	97.5000	101.0000
130,000	1,000.00	1,000.00	6.00	27/02/2029	5	---	2	---	1	INTRALOT S.A. (Non Convertible)	6.1667	5.3280	101.6000	102.5000	101.7300	102.7000	30/09/2024	110,000	113,001.03	101.7500	B	31/10/2024	100.0050	103.1000

Corporate Bonds Notes

Transactions Volume = (Pieces) * (Nominal Price). Transactions Value = (Pieces) * (Nominal Price) * (price %) + (Accrued interest).

The price of a Bond is stated as a percentage (%) of Bond's Nominal Price.

Nominal Price in Euros (€), except if it is noted differently.

Government Bonds

Number Listed Bonds	Nominal price	Today's Rate	Accrued Interest Calc	Exp. Date [1]	Duration (years)	Note	Coupons Date	Curr. coupon value	Trading Unit	Government Bonds	Price min	Price max	Closing price	Previous closing price/date	Volume	Transactions Value	Price	Last order Buy / Sell	Date
3,000,000	1,000.00	4.13	Actual/Actual	15/06/2054	30	---	15/06	4.13	1	GGB-FXD-150654-30Y-4.125-1.000	---	---	---	---	---	---	---	---	---
4,700,000	1,000.00	1.88	Actual/Actual	04/02/2035	15	---	04/02	1.88	1	GGB-FXD-040235-15Y-1.875-1.000	---	---	---	---	---	---	---	---	---
6,000,000	1,000.00	0.75	Actual/Actual	18/06/2031	10	---	18/06	0.75	1	GGB-FXD-180631-10Y-0.750-1.000	---	---	---	---	---	---	---	---	---
3,600,000	1,000.00	3.88	Actual/Actual	15/06/2028	5	---	15/06	3.88	1	GGB-FXD-150628-05Y-3.875-1.000	---	---	---	---	---	---	---	---	---
5,962,747,327	1.00	3.75	Actual/Actual	30/01/2028	10	---	/02 - 01/02 - 31/	3.75	1	GGB-FXD-300128-10Y-3.750-1.00	---	---	---	85.4610 13/07/2018	---	---	1.0000	B	28/11/2018
7,067,309,386	1.00	3.90	Actual/Actual	30/01/2033	15	---	/02 - 01/02 - 31/	3.90	1	GGB-FXD-300133-15Y-3.900-1.00	---	---	---	78.6730 13/07/2018	---	---	1.0000	B	28/11/2018
5,622,848,349	1.00	4.00	Actual/Actual	30/01/2037	19	---	/02 - 01/02 - 31/	4.00	1	GGB-FXD-300137-19Y-4.000-1.00	---	---	---	77.0370 13/07/2018	---	---	1.0000	B	28/11/2018
5,476,770,669	1.00	4.20	Actual/Actual	30/01/2042	24	---	/02 - 01/02 - 31/	4.20	1	GGB-FXD-300142-24Y-4.200-1.00	---	---	---	77.7640 13/07/2018	---	---	1.0000	B	28/11/2018
4,450,000	1,000.00	3.38	Actual/Actual	15/06/2034	10	---	15/06	3.38	1	GGB-FXD-150634-10Y-3.375-1.000	---	---	---	---	---	---	---	---	---
40,248,141	1.00	4.30	Actual/Actual	24/02/2025	13	---	24/02	4.30	1	GGB-FXD-240225-13Y-2.000-1.00	---	---	---	10.0000 22/06/2015	---	---	---	---	---
59,586,043	1.00	4.30	Actual/Actual	24/02/2026	14	---	24/02	4.30	1	GGB-FXD-240226-14Y-2.000-1.00	---	---	---	10.0000 22/06/2015	---	---	---	---	---
41,118,344	1.00	4.30	Actual/Actual	24/02/2027	15	---	24/02	4.30	1	GGB-FXD-240227-15Y-2.000-1.00	---	---	---	10.0000 22/06/2015	---	---	---	---	---
45,137,734	1.00	4.30	Actual/Actual	24/02/2028	16	---	24/02	4.30	1	GGB-FXD-240228-16Y-2.000-1.00	---	---	---	10.0000 22/06/2015	---	---	---	---	---
61,768,888	1.00	4.30	Actual/Actual	24/02/2029	17	---	24/02	4.30	1	GGB-FXD-240229-17Y-2.000-1.00	---	---	---	10.0000 22/06/2015	---	---	---	---	---
54,567,744	1.00	4.30	Actual/Actual	24/02/2030	18	---	24/02	4.30	1	GGB-FXD-240230-18Y-2.000-1.00	---	---	---	10.0000 22/06/2015	---	---	---	---	---
37,541,515	1.00	4.30	Actual/Actual	24/02/2031	19	---	24/02	4.30	1	GGB-FXD-240231-19Y-2.000-1.00	---	---	---	10.0000 22/06/2015	---	---	---	---	---
37,558,317	1.00	4.30	Actual/Actual	24/02/2032	20	---	24/02	4.30	1	GGB-FXD-240232-20Y-2.000-1.00	---	---	---	10.0000 22/06/2015	---	---	---	---	---
37,473,732	1.00	4.30	Actual/Actual	24/02/2033	21	---	24/02	4.30	1	GGB-FXD-240233-21Y-2.000-1.00	---	---	---	10.0000 22/06/2015	---	---	---	---	---
33,888,293	1.00	4.30	Actual/Actual	24/02/2034	22	---	24/02	4.30	1	GGB-FXD-240234-22Y-2.000-1.00	---	---	---	10.0000 22/06/2015	---	---	---	---	---
35,177,800	1.00	4.30	Actual/Actual	24/02/2035	23	---	24/02	4.30	1	GGB-FXD-240235-23Y-2.000-1.00	---	---	---	10.0000 22/06/2015	---	---	---	---	---
35,547,268	1.00	4.30	Actual/Actual	24/02/2036	24	---	24/02	4.30	1	GGB-FXD-240236-24Y-2.000-1.00	---	---	---	10.0000 22/06/2015	---	---	---	---	---
40,246,306	1.00	4.30	Actual/Actual	24/02/2037	25	---	24/02	4.30	1	GGB-FXD-240237-25Y-2.000-1.00	---	---	---	10.0000 22/06/2015	---	---	---	---	---
37,643,952	1.00	4.30	Actual/Actual	24/02/2038	26	---	24/02	4.30	1	GGB-FXD-240238-26Y-2.000-1.00	---	---	---	10.0000 22/06/2015	---	---	---	---	---
36,977,100	1.00	4.30	Actual/Actual	24/02/2039	27	---	24/02	4.30	1	GGB-FXD-240239-27Y-2.000-1.00	---	---	---	10.0000 22/06/2015	---	---	---	---	---
41,615,000	1.00	4.30	Actual/Actual	24/02/2040	28	---	24/02	4.30	1	GGB-FXD-240240-28Y-2.000-1.00	---	---	---	10.0000 22/06/2015	---	---	---	---	---
42,227,208	1.00	4.30	Actual/Actual	24/02/2041	29	---	24/02	4.30	1	GGB-FXD-240241-29Y-2.000-1.00	---	---	---	10.0000 22/06/2015	---	---	---	---	---
68,288,487	1.00	4.30	Actual/Actual	24/02/2042	30	---	24/02	4.30	1	GGB-FXD-240242-30Y-2.000-1.00	---	---	---	10.0000 22/06/2015	---	---	---	---	---
4,250,000	1,000.00	3.88	Actual/Actual	12/03/2029	10	---	12/03	3.88	1	GGB-FXD-120329-10Y-3.875-1.000	---	---	---	---	---	---	100.0000	B	15/10/2019
4,500,000	1,000.00	0.00	Actual/Actual	12/02/2026	5	---	12/02	0.00	1	GGB-FXD-120226-05Y-0.000-1.000	---	---	---	---	---	---	---	---	---
2,209,163	1,000.00	3.38	Actual/Actual	15/02/2025	7	---	15/02	3.38	1	GGB-FXD-150225-07Y-3.375-1.000	---	---	---	---	---	---	---	---	---
964,000	1,000.00	3.25	Actual/Actual	20/03/2025	6	---	20/03	3.25	1	GGB-FXD-200325-06Y-3.250-1.000	---	---	---	---	---	---	---	---	---
2,100,000	1,000.00	3.55	Actual/Actual	20/03/2026	7	---	20/03	3.55	1	GGB-FXD-200326-07Y-3.550-1.000	---	---	---	---	---	---	---	---	---
5,500,000	1,000.00	1.50	Actual/Actual	18/06/2030	10	---	18/06	1.50	1	GGB-FXD-180630-10Y-1.500-1.000	---	---	---	---	---	---	---	---	---
3,500,000	1,000.00	4.38	Actual/Actual	18/07/2038	15	---	18/07	4.38	1	GGB-FXD-180738-15Y-4.375-1.000	---	---	---	---	---	---	---	---	---

Government Bonds Notes

Transactions Volume = (Pieces) * (Nominal Price). Transactions Value = (Pieces) * (Nominal Price) * (price %) + (Accrued interest).

The Value of current coupon for the issues with NV 0.01 euro refers to NV 100 euros

FLR: Floating Interest Rate.

[1] - The Expiration Date of the interest bearing period and the Date for coupon payment.

Government Bonds

Number Listed Bonds	Nominal price	Today's Rate	Accrued Interest Calc	Exp. Date [1]	Duration (years)	Note	Coupons Date	Curr. coupon value	Trading Unit	Government Bonds	Price min	Price max	Closing price	Previous closing price/date	Volume	Transactions Value	Price	Last order Buy / Sell	Date
40,000	1,000.00	3.91	FLR	Actual/360	18/09/2025	1	---	18/09 - 18/03	---	1	GGB-FLT-180925-01Y-3.915-1.000	---	---	---	---	---	---	---	---
5,364,250	1,000.00	3.25		Actual/Actual	20/03/2050	30	---	20/03	3.25	1	GGB-FXD-200350-30Y-3.250-1.000	---	---	---	---	---	---	---	---
3,924,361	1,000.00	2.00		Actual/Actual	22/04/2027	7	---	22/04	2.00	1	GGB-FXD-220427-07Y-2.000-1.000	---	---	---	---	---	99.9000	B	22/04/2020
2,500,000	1,000.00	1.88		Actual/Actual	23/07/2026	7	---	23/07	1.88	1	GGB-FXD-230726-07Y-1.875-1.000	---	---	---	---	---	---	---	---
4,900,000	1,000.00	4.25		Actual/Actual	15/06/2033	10	---	15/06	4.25	1	GGB-FXD-150633-10Y-4.250-1.000	---	---	---	---	---	---	---	---
3,500,000	1,000.00	1.88		Actual/Actual	24/01/2052	30	---	24/01	1.88	1	GGB-FXD-240152-30Y-1.875-1.000	---	---	---	---	---	---	---	---
3,700,000	1,000.00	1.75		Actual/Actual	18/06/2032	10	---	18/06	1.75	1	GGB-FXD-180632-10Y-1.750-1.000	---	---	---	---	---	---	---	---
2,200,000	1,000.00	1.13	FLR	Actual/360	15/12/2027	5	---	- 15/12 - 15/03 -	---	1	GGB-FLT-151227-05Y-1.130-1.000	---	---	---	---	---	102.1600	B	30/12/2022

Government Bonds Notes

Transactions Volume = (Pieces) * (Nominal Price). Transactions Value = (Pieces) * (Nominal Price) * (price %) + (Accrued interest).

The Value of current coupon for the issues with NV 0.01 euro refers to NV 100 euros

FLR: Floating Interest Rate.

[1] - The Expiration Date of the interest bearing period and the Date for coupon payment.

Treasury Bills & Zero Coupon Government Bonds

Issue Date	13-Week Maturity									26-Week Maturity									52-Week Maturity								
	Exp. Date	Initial Rate	Num Listed Bonds	Nominal price	Issue price	Last Trade Price	Last Trade Date	Volume Traded	Note	Exp. Date	Initial Rate	Num Listed Bonds	Nominal price	Issue price	Last Trade Price	Last Trade Date	Volume Traded	Note	Exp. Date	Initial Rate	Num Listed Bonds	Nominal price	Issue price	Last Trade Price	Last Trade Date	Volume Traded	Note
08/12/2023	---	---	---	---	---	---	---	---	---	---	---	---	---	---	---	---	---	---	06/12/2024	3.70	600,000	1,000.00	963.90	---	---	---	---
08/03/2024	---	---	---	---	---	---	---	---	---	---	---	---	---	---	---	---	---	---	07/03/2025	3.73	812,500	1,000.00	963.70	---	---	---	---
07/06/2024	---	---	---	---	---	---	---	---	---	---	---	---	---	---	---	---	---	---	06/06/2025	3.34	600,000	1,000.00	967.30	---	---	---	---
06/09/2024	---	---	---	---	---	---	---	---	---	---	---	---	---	---	---	---	---	---	05/09/2025	2.82	600,000	1,000.00	972.28	---	---	---	---

Bonds in Circulation	Currency / Min nominal traded Value	Coupons Payment Date	Current Coupon Value	Note	Coupon	Trading Unit	Issue Date	Duration (years)	Today's Interest	A.I.C in days	Bonds	Last price of previous days		Last Outcry in Cash (euro)			Trades in Pieces	Life min	Life Max
												Price	Buy / Sell	Date	Price	Buy / Sell			
Corporate Bonds in Foreign Currency and Euro																			
103,746	GBP / 10	01/12	0.25	---	65	1	01/12/1930	98	2.5	360	National Mortgage Bank	2.27	05/02/1996	2.27	S	05/02/1996	---	2.27	2.27
0	GBP / 10	01/12	0.25	---	67	1	01/12/1928	100	2.5	360	National Mortgage Bank	---	---	---	---	---	---	---	---

Government Bonds Notes

A.I.C: Accrued Interest Calculation base.

FLR: Floating Interest Rate.

The minimum tradeable Nominal Value for all Demeterialised Government Titles is 100 Euros.

(μφρ-0)

Athex & ATHEXClear Members List

Member Name				Stock Market			Derivatives Market		ATHEXClear Member	
	Address	Phone	Fax	Market Member	Remote Member	Market Maker	Proprietary	Market Maker	General Clearing	Direct Clearing
A. SARRIS SECURITIES S.A.				a						
6, ΔΡΑΓΑΤΣΑΝΙΟΥ 6 ΑΘΗΝΑ	2103367700									
ΑΕΟΝIC SECURITIES C.I.F. P.L.C.				a						
, ΛΑΪΟΥ 6, ΓΡ. 301B, ANNA COURT	35725337600									
ALPHA BANK S.A.									a	
, ΣΤΑΔΙΟΥ 40 ΑΘΗΝΑ	2103260000									
ALPHA FINANCE INVESTMENT SERVICES SINGLE MEMBER SA				a		a	a	a		a
5, ΠΑΝΕΠΙΣΤΗΜΙΟΥ 45 ΑΘΗΝΑ	2103677400									
ARGUS STOCKBROKERS LTD				a	a		a			
25, 25 ΛΕΩΦΟΡΟΣ ΔΗΜΟΣΘΕΝΗ ΣΕΒΕΡΗ	0035722717000									
ATHLOS CAPITAL INVESTMENT SERVICES LTD				a	a					
, 17 STASINOU AVENUE, BEDIZIA TOWER, 6TH & 7TH FL.	35722110777									
ATLANTIC SECURITIES LTD				a	a					
37, ΠΡΟΔΡΟΜΟΥ 37	0035722445400									
AXON SECURITIES S.A.				a			a			
48, ΣΤΑΔΙΟΥ 48 ΑΘΗΝΑ	2103363800									
BETA SECURITIES S.A.				a		a	a			a
29, ΑΛΕΞΑΝΔΡΑΣ 29 ΑΘΗΝΑ	210 6478900									
BNP PARIBAS S.A.									a	
, ΛΑΜΨΑΚΟΥ 2 ΑΘΗΝΑ	2107468525									
BOFA SECURITIES EUROPE SA				a	a					
, 51 RUE LA BOËTIE	+33 153655555									
CITIGROUP GLOBAL MARKETS EUROPE AG				a	a					
16, REUTERWEG 16	+49 691366-0									
CITIGROUP GLOBAL MARKETS LIMITED				a						
1, 33 CANADA SQUARE -CANARY WHARF	+44 02079864000									
CREDIT SUISSE BANK (EUROPE), S.A.				a						
, CALLE AYALA 42, 3A PLANTA-B MADRID	+34917916000									
CREDIT SUISSE SECURITIES (EUROPE) LIMITED				a						
1, ONE CABOT SQUARE LONDON	+44 2078888888									
CYCLOS SECURITIES S.A.				a			a			
39, ΧΑΡΙΛΑΟΥ ΤΡΙΚΟΥΠΗ 6-8-10 ΑΘΗΝΑ	2103364300									
DEUTSCHE BANK S.A.					a					
1, GREAT WINCHESTER STREET LONDON	+44 20 754 54209	00441133361437								
EUROBANK EQUITIES INVESTMENT FIRM SINGLE MEMBER SA				a		a	a	a		a
, ΦΙΛΕΛΛΗΝΩΝ 10 & ΞΕΝΟΦΩΝΤΟΣ 13 ΑΘΗΝΑ	2103720425									
EUROBANK S.A.									a	
, ΟΘΩΝΟΣ 8 ΑΘΗΝΑ	2144043907									
EUROCORP INVESTMENT SERVICES S.A.				a			a			a
14, ΠΛ.ΦΙΛΙΚΗΣ ΕΤΑΙΡΕΙΑΣ 14 ΑΘΗΝΑ	2107263600									
EUROTRUST INVESTMENT FIRM SA				a						
113, ΣΕΒΑΣΤΟΥΠΟΛΕΩΣ 113 ΑΘΗΝΑ	2103363100									
EUROXX SECURITIES S.A.				a		a	a	a		a
7, ΠΑΛΕΟΛΟΓΟΥ ΧΑΛΑΝΔΡΙ	+30 2106879400	210-6879401								
7, ΠΑΛΑΙΟΛΟΓΟΥ ΧΑΛΑΝΔΡΙ	(210)-6879400	(210)-6879401								
FREEDOM FINANCE EUROPE LTD				a	a					
, ΧΡΙΣΤΑΚΗ ΚΡΑΝΟΥ 20	035725257786									
G. A. PERVANAS SECURITIES- INVESTMENT SERVICES S.A.				a						
7-9, ΣΟΦΟΚΛΕΟΥΣ 7-9 ΑΘΗΝΑ	2103727200									
GLOBAL CAPITAL SECURITIES & FINANCIAL SERVICES LTD				a	a					
50, ΛΑΡΧΙΕΠΙΣΚΟΠΟΥ ΜΑΚΑΡΙΟΥ Γ50	0035722710710									
GREENPOST TRADING EUROPE LTD				a	a					
, ΚΙΜΩΝΟΣ 3, ACROPOLIS MANSIONS, 2ND FLOOR, FLAT/OFFICE 202	035722521389									
HELLENIC AMERICAN SECURITIES S.A.				a		a	a			a
27, ΑΝΔΡΕΑ ΠΑΠΑΝΔΡΕΟΥ 27 ΜΑΡΟΥΣΙ	2103311100									
HELLENIC BANK (INVESTMENTS) LTD					a					
, ΑΥΞ.ΚΥΡΙΑΚΟΥ ΜΑΤΣΙ 31 - PO BOX 24747 NICOSIA	+357 22500100	357 22500110								
HSBC CONTINENTAL EUROPE									a	
109-111, Α.ΜΕΣΟΓΕΙΩΝ 109-111	2106960000									
INDEX SECURITIES S.A.				a						
6, ΔΡΑΓΑΤΣΑΝΙΟΥ 6 ΑΘΗΝΑ	2103213920									
J. CHR. MAVRIKIS SECURITIES S.A.				a						
5, ΣΟΦΟΚΛΕΟΥΣ 5 ΑΘΗΝΑ	2103216730									

Athex & ATHEXClear Members List

Member Name				Stock Market			Derivatives Market		ATHEXClear Member	
	Address	Phone	Fax	Market Member	Remote Member	Market Maker	Proprietary	Market Maker	General Clearing	Direct Clearing
KAPPA SECURITIES S.A.				a			a			
15, ΒΑΛΑΩΡΙΤΟΥ 15 ΑΘΗΝΑ	2103678600									
KARAMANOF SECURITIES & INVESTMENT SERVICES S.A.				a						
2, ΠΛ.ΑΓ.ΘΕΟΔΩΡΩΝ 2 ΑΘΗΝΑ	2103212947									
LAIKI FINANCIAL SERVICES LTD					a					
26, AVE. VYRONOS NICOSIA	357 22367367	357 22718567								
LEON DEPOLAS SECURITIES S.A.				a		a	a			
1, ΧΡΗΣΤΟΥ ΛΑΔΑ 1 ΑΘΗΝΑ	2103213276 -28									
MEGA EQUITY SECURITIES & FINANCIAL SERVICES PUBLIC LTD				a	a		a			
42-44, ΛΕΩΦ.ΓΡΙΒΑ ΔΙΓΕΝΗ 42-44	0035722711711									
MERIT SECURITIES S.A				a		a	a			a
5, ΣΟΦΟΚΛΕΟΥΣ 5 ΑΘΗΝΑ	2141008814									
MERRILL LYNCH INTERNATIONAL				a						
2, 2 KING EDWARD STREET LONDON	+44 20276281000									
N. CHRYSOCHOIDIS STOCK BROKERAGE I.S.S.A.				a			a			a
7-9, ΣΟΦΟΚΛΕΟΥΣ 7-9 ΑΘΗΝΑ	2103213913									
NATIONAL BANK OF GREECE S.A.				a		a	a		a	
86, ΑΙΟΛΟΥ ΣΤΡ. ΑΘΗΝΑ	(210)-3341000	(210)-3228187								
68, ΑΚΑΔΙΜΙΑΣ ΣΤΡ. ΑΘΗΝΑ	(210)-3328817	(210)-3328678								
NATIONAL SECURITIES SINGLE MEMBER SA				a		a	a	a		
66, ΛΕΩΦΟΡΟΣ ΑΘΗΝΩΝ 128-132 & ΙΦΙΓΕΝΙΑΣ ΑΘΗΝΑ	2103328784									
NUNTIUS BROKERAGE AND INVESTMENT SERVICES SINGLE MEMBER S.A.				a			a			
6, ΔΡΑΓΑΤΣΑΝΙΟΥ 6 ΑΘΗΝΑ	2103350599									
ONE PLUS CAPITAL LIMITED				a	a					
, 75 PRODROMOU AVENUE NICOSIA 1307	35722873760									
OPTIMA BANK S.A.				a		a	a	a	a	
, ΑΙΓΙΑΛΕΙΑΣ 32 & ΠΑΡΑΔΕΙΣΟΥ ΜΑΡΟΥΣΙ	210 8173000									
PANCRETA BANK S.A									a	
, ΙΚΑΡΟΥ 5	2810338746									
PANTELAKIS SECURITIES S.A.				a		a	a	a		
57, ΕΘΝΙΚΗΣ ΑΝΤΙΣΤΑΣΕΩΣ 57, ΚΤΙΠΙΟ Β CHALANDRI	2106965000									
PIRAEUS BANK S.A.				a			a		a	
, ΑΜΕΡΙΚΗΣ 4 ΑΘΗΝΑ	2103335000									
PIRAEUS SECURITIES S. A.				a		a	a	a		a
10, ΣΤΑΔΙΟΥ 10 ΑΘΗΝΑ	2103354100									
PROCHOICE SECURITIES LTD				a	a					
57, ΛΕΩΦ.ΣΠΥΡΟΥ ΚΥΠΡΙΑΝΟΥ 57, ΑΚΙΝΗΤΑ Φ	035724661192									
SHARELINK SECURITIES & FINANCIAL SERVICES LTD				a			a			
6, HOUSE-ΘΕΟΤΟΚΗ 6 ΜΕΓΑΡΟ ΕΛΜΗΝΑ	+357 22554200									
SOCIETE GENERALE S.A.				a	a		a			
, 17 COURS VALMY, CEDEX	+157290504									
SOLIDUS SECURITIES S.A				a			a			a
64, ΛΟΥΙΖΗΣ ΠΙΑΝΚΟΥΡ 64 ΑΘΗΝΑ	2106900605									
ST. EM. LAVRENTAKIS SECURITIES S.A.				a						
7-9, ΣΟΦΟΚΛΕΟΥΣ 7-9 ΑΘΗΝΑ	2103213336									
THE CYPRUS INVESTMENT & SECURITIES CORPORATION LTD				a	a					
154, 1 AG. PROKOPIΟΥ & POSIDONOS 1ST FLOOR	0035722121700									
UBS EUROPE SE				a	a					
, OPERNTURM, BOCKENHEIMER LANDSTRASSE 2-4	496921790									
UBS LIMITED					a					
1, FINSBURY AVENUE LONDON	+44 2075687135									
VIGOR FINANCE INVESTMENT SERVICES S.A.				a		a	a	a		
, ΨΥΧΑΡΗ 14 Ν. ΨΥΧΙΚΟ	2106718400									

List of Stocks under Market Making operations

Securities	Market Maker	Start Market Making	Stock Category	Suspension Status
MLS MULTIMEDIA SA (CR)				
	PIRAEUS SECURITIES S. A.	01/08/2019		
ALPHA ETF FTSE Athex Large Cap			Exchange Traded Funds (ETFs)	
	ALPHA FINANCE INVESTMENT SERVICES SINGLE MEMBER SA	02/01/1900		
	NATIONAL SECURITIES SINGLE MEMBER SA	02/01/1900		
ADMIE (IPTO) HOLDING S.A. (CR)			Main Market	
	EUROBANK EQUITIES INVESTMENT FIRM SINGLE MEMBER SA	24/05/2021		
	HELLENIC AMERICAN SECURITIES S.A.	09/03/2020		
	PIRAEUS SECURITIES S. A.	29/06/2017		
AEGEAN AIRLINES (CR)			Main Market	
	EUROBANK EQUITIES INVESTMENT FIRM SINGLE MEMBER SA	22/09/2020		
ALPHA SERVICES HOLD (CR)			Main Market	
	ALPHA FINANCE INVESTMENT SERVICES SINGLE MEMBER SA	29/02/2016		
	EUROBANK EQUITIES INVESTMENT FIRM SINGLE MEMBER SA	22/10/2006		
	HELLENIC AMERICAN SECURITIES S.A.	25/07/2014		
	LEON DEPOLAS SECURITIES S.A.	04/01/2016		
	MERIT SECURITIES S.A	03/09/2012		
	NATIONAL SECURITIES SINGLE MEMBER SA	02/01/1900		
	PIRAEUS SECURITIES S. A.	28/05/2009		
ALPHA TRUST HOLDINGS (CR)			Main Market	
	EUROBANK EQUITIES INVESTMENT FIRM SINGLE MEMBER SA	06/02/2023		
	LEON DEPOLAS SECURITIES S.A.	04/01/2021		
ALUMIL (CR)			Main Market	
	PIRAEUS SECURITIES S. A.	31/07/2023		
ANDROMEDA SA (CR)			Main Market	
	BETA SECURITIES S.A.	15/02/2021		
	OPTIMA BANK S.A.	03/04/2023		
AS COMPANY SA (CR)			Main Market	
	EUROBANK EQUITIES INVESTMENT FIRM SINGLE MEMBER SA	01/04/2019		
	PANTELAKIS SECURITIES S.A.	02/09/2024		
ATHENS INTL AIRPORT (CR)			Main Market	
	PIRAEUS SECURITIES S. A.	03/06/2024		
ATTICA BANK S.A. (CR)			Main Market	
	EUROXX SECURITIES S.A.	22/01/2016		
ATTICA HOLDINGS (CR)			Main Market	
	PIRAEUS SECURITIES S. A.	30/09/2024		
AUSTRIACARD (CB)			Main Market	
	BETA SECURITIES S.A.	23/03/2023		
	EUROXX SECURITIES S.A.	10/06/2024		
	PIRAEUS SECURITIES S. A.	02/08/2024		
AUTOHELLAS SA (CR)			Main Market	
	ALPHA FINANCE INVESTMENT SERVICES SINGLE MEMBER SA	01/07/2019		
	EUROXX SECURITIES S.A.	02/07/2018		
AVAX S.A. (CR)			Main Market	
	EUROBANK EQUITIES INVESTMENT FIRM SINGLE MEMBER SA	14/12/2015		
	OPTIMA BANK S.A.	04/09/2023		
	PIRAEUS SECURITIES S. A.	01/02/2021		
AVE (CR)			Main Market	
	EUROXX SECURITIES S.A.	05/06/2020		
BANK OF CYPRUS (CR)			Main Market	
	EUROXX SECURITIES S.A.	23/09/2024		
BRIQ PROPERTIES (CR)			Main Market	
	EUROBANK EQUITIES INVESTMENT FIRM SINGLE MEMBER SA	09/09/2019		
	LEON DEPOLAS SECURITIES S.A.	22/02/2021		
	PIRAEUS SECURITIES S. A.	05/02/2024		
CC HBC AG (CR)			Main Market	
	BETA SECURITIES S.A.	08/03/2021		
	NATIONAL SECURITIES SINGLE MEMBER SA	02/01/1900		
	PIRAEUS SECURITIES S. A.	04/05/2015		
CENERGY HOLDINGS (CB)			Main Market	
	ALPHA FINANCE INVESTMENT SERVICES SINGLE MEMBER SA	02/01/2016		
	EUROBANK EQUITIES INVESTMENT FIRM SINGLE MEMBER SA	02/01/2016		
	OPTIMA BANK S.A.	14/03/2022		
	PANTELAKIS SECURITIES S.A.	27/12/2022		
CNL CAPITAL (CR)			Main Market	
	MERIT SECURITIES S.A	01/10/2018		
DIMAND (CR)			Main Market	
	EUROBANK EQUITIES INVESTMENT FIRM SINGLE MEMBER SA	08/08/2022		
	PANTELAKIS SECURITIES S.A.	15/05/2023		

List of Stocks under Market Making operations

Securities	Stock Category
Market Maker	Start Market Making
DOMIKI KRITIS SA (CR)	Main Market
OPTIMA BANK S.A.	27/09/2024
EKTER SA (CR)	Main Market
BETA SECURITIES S.A.	26/09/2022
EUROBANK EQUITIES INVESTMENT FIRM SINGLE MEMBER SA	16/10/2017
LEON DEPOLAS SECURITIES S.A.	21/05/2018
ELASTRON (CR)	Main Market
LEON DEPOLAS SECURITIES S.A.	20/02/2017
ELLAKTOR (CR)	Main Market
ALPHA FINANCE INVESTMENT SERVICES SINGLE MEMBER SA	18/03/2019
EUROBANK EQUITIES INVESTMENT FIRM SINGLE MEMBER SA	01/06/2012
EUROXX SECURITIES S.A.	24/09/2018
NATIONAL SECURITIES SINGLE MEMBER SA	02/01/1900
PIRAEUS SECURITIES S. A.	22/10/2018
ELTON SA (CR)	Main Market
OPTIMA BANK S.A.	30/01/2023
ELVALHALCOR (CR)	Main Market
ALPHA FINANCE INVESTMENT SERVICES SINGLE MEMBER SA	07/05/2018
BETA SECURITIES S.A.	09/01/2023
EUROBANK EQUITIES INVESTMENT FIRM SINGLE MEMBER SA	07/05/2018
EUROBANK HOLDINGS (CR)	Main Market
ALPHA FINANCE INVESTMENT SERVICES SINGLE MEMBER SA	09/01/2006
EUROBANK EQUITIES INVESTMENT FIRM SINGLE MEMBER SA	01/06/2012
HELLENIC AMERICAN SECURITIES S.A.	25/07/2014
LEON DEPOLAS SECURITIES S.A.	30/11/2018
MERIT SECURITIES S.A.	06/11/2017
NATIONAL SECURITIES SINGLE MEMBER SA	02/01/1900
PIRAEUS SECURITIES S. A.	28/09/2009
EUROCONSULTANTS S.A. (CR)	Main Market
EUROBANK EQUITIES INVESTMENT FIRM SINGLE MEMBER SA	22/07/2014
OPTIMA BANK S.A.	01/02/2023
EYDAP S.A. (CR)	Main Market
ALPHA FINANCE INVESTMENT SERVICES SINGLE MEMBER SA	27/01/2020
EUROBANK EQUITIES INVESTMENT FIRM SINGLE MEMBER SA	10/06/2019
FOURLIS (CR)	Main Market
EUROBANK EQUITIES INVESTMENT FIRM SINGLE MEMBER SA	01/12/2016
PIRAEUS SECURITIES S. A.	06/03/2017
GEK TERNA (CR)	Main Market
BETA SECURITIES S.A.	08/03/2021
EUROBANK EQUITIES INVESTMENT FIRM SINGLE MEMBER SA	24/05/2021
PIRAEUS SECURITIES S. A.	29/08/2019
GR. SARANTIS S.A. (CR)	Main Market
BETA SECURITIES S.A.	14/05/2012
EUROBANK EQUITIES INVESTMENT FIRM SINGLE MEMBER SA	24/10/2016
PIRAEUS SECURITIES S. A.	02/04/2024
HELLENIC EXCHANGES-A.S.E. (CR)	Main Market
HELLENIC AMERICAN SECURITIES S.A.	01/09/2014
NATIONAL SECURITIES SINGLE MEMBER SA	02/01/1900
PIRAEUS SECURITIES S. A.	04/05/2015
HELLENIQ ENERGY (CR)	Main Market
ALPHA FINANCE INVESTMENT SERVICES SINGLE MEMBER SA	07/11/2023
EUROBANK EQUITIES INVESTMENT FIRM SINGLE MEMBER SA	01/11/2023
HELLENIC AMERICAN SECURITIES S.A.	14/09/2015
PIRAEUS SECURITIES S. A.	20/03/2017
IDEAL HOLDINGS (CR)	Main Market
EUROBANK EQUITIES INVESTMENT FIRM SINGLE MEMBER SA	07/06/2021
PIRAEUS SECURITIES S. A.	07/06/2021
INTERCONTINENTAL (CR)	Main Market
LEON DEPOLAS SECURITIES S.A.	03/06/2019
INTERLIFE G.C.I.(CR)	Main Market
PIRAEUS SECURITIES S. A.	22/01/2024
INTERWOOD-XYLEMPORIA (CR)	Main Market
EUROBANK EQUITIES INVESTMENT FIRM SINGLE MEMBER SA	05/07/2021
PANTELAKIS SECURITIES S.A.	01/07/2021
INTRAKAT (CR)	Main Market
BETA SECURITIES S.A.	04/10/2021
PANTELAKIS SECURITIES S.A.	10/10/2022

List of Stocks under Market Making operations

Securities	Stock Category
Market Maker	Start Market Making
JUMBO SA (CR)	Main Market
BETA SECURITIES S.A.	01/02/2021
EUROBANK EQUITIES INVESTMENT FIRM SINGLE MEMBER SA	25/05/2020
MERIT SECURITIES S.A.	06/11/2017
PIRAEUS SECURITIES S. A.	06/03/2017
KLOUKINAS - LAPPAS SA (CR)	Main Market
OPTIMA BANK S.A.	02/01/2023
KRI-KRI S.A. (CR)	Main Market
EUROBANK EQUITIES INVESTMENT FIRM SINGLE MEMBER SA	07/05/2018
PIRAEUS SECURITIES S. A.	11/12/2023
LAMDA DEVELOPMENT SA (CR)	Main Market
EUROBANK EQUITIES INVESTMENT FIRM SINGLE MEMBER SA	08/12/2014
PANTELAKIS SECURITIES S.A.	06/11/2017
PIRAEUS SECURITIES S. A.	29/06/2017
LAMPASA HOTEL SA (CR)	Main Market
LEON DEPOLAS SECURITIES S.A.	16/01/2017
METLEN ENERGY & METALS (CR)	Main Market
ALPHA FINANCE INVESTMENT SERVICES SINGLE MEMBER SA	15/04/2019
BETA SECURITIES S.A.	11/04/2022
EUROBANK EQUITIES INVESTMENT FIRM SINGLE MEMBER SA	20/09/2017
MERIT SECURITIES S.A.	25/02/2019
NATIONAL SECURITIES SINGLE MEMBER SA	02/01/1900
PIRAEUS SECURITIES S. A.	04/05/2015
MOTODYNAMICS S.A. (CR)	Main Market
ALPHA FINANCE INVESTMENT SERVICES SINGLE MEMBER SA	12/08/2024
OPTIMA BANK S.A.	25/08/2023
MOTOR OIL (CR)	Main Market
BETA SECURITIES S.A.	08/03/2021
EUROBANK EQUITIES INVESTMENT FIRM SINGLE MEMBER SA	22/10/2006
LEON DEPOLAS SECURITIES S.A.	01/04/2019
MERIT SECURITIES S.A.	25/02/2019
NATIONAL SECURITIES SINGLE MEMBER SA	02/01/1900
PIRAEUS SECURITIES S. A.	04/05/2015
MPLE KEDROS (CR)	Main Market
OPTIMA BANK S.A.	08/11/2023
OPTIMA BANK S.A.	16/10/2023
NAFPAKTOS TEXTILE (CR)	Main Market
OPTIMA BANK S.A.	29/01/2024
NATIONAL BANK (CR)	Main Market
ALPHA FINANCE INVESTMENT SERVICES SINGLE MEMBER SA	09/01/2006
EUROBANK EQUITIES INVESTMENT FIRM SINGLE MEMBER SA	22/10/2006
HELLENIC AMERICAN SECURITIES S.A.	25/07/2014
LEON DEPOLAS SECURITIES S.A.	20/05/2015
MERIT SECURITIES S.A.	03/09/2012
NATIONAL SECURITIES SINGLE MEMBER SA	02/01/1900
PIRAEUS SECURITIES S. A.	08/09/2008
NOVAL PROPERTY REIC (CR)	Main Market
ALPHA FINANCE INVESTMENT SERVICES SINGLE MEMBER SA	05/06/2024
PIRAEUS SECURITIES S. A.	05/06/2024
OPAP (CR)	Main Market
ALPHA FINANCE INVESTMENT SERVICES SINGLE MEMBER SA	09/01/2006
EUROBANK EQUITIES INVESTMENT FIRM SINGLE MEMBER SA	22/10/2006
HELLENIC AMERICAN SECURITIES S.A.	25/07/2014
MERIT SECURITIES S.A.	20/03/2017
NATIONAL SECURITIES SINGLE MEMBER SA	02/01/1900
PIRAEUS SECURITIES S. A.	04/05/2015
OPTIMA BANK (CR)	Main Market
ALPHA FINANCE INVESTMENT SERVICES SINGLE MEMBER SA	12/12/2023
EUROBANK EQUITIES INVESTMENT FIRM SINGLE MEMBER SA	11/12/2023
OPTIMA BANK S.A.	06/11/2023
ORILINA PROPERTIES REIC (CR)	Main Market
EUROBANK EQUITIES INVESTMENT FIRM SINGLE MEMBER SA	11/12/2023
LEON DEPOLAS SECURITIES S.A.	11/12/2023

List of Stocks under Market Making operations

Securities	Stock Category
Market Maker	Start Market Making
OTE (CR)	Main Market
ALPHA FINANCE INVESTMENT SERVICES SINGLE MEMBER SA	09/01/2006
EUROBANK EQUITIES INVESTMENT FIRM SINGLE MEMBER SA	22/10/2006
HELLENIC AMERICAN SECURITIES S.A.	25/07/2014
LEON DEPOLAS SECURITIES S.A.	20/04/2015
MERIT SECURITIES S.A	20/03/2017
NATIONAL SECURITIES SINGLE MEMBER SA	02/01/1900
PIRAEUS SECURITIES S. A.	08/09/2008
P.P.A. S.A. (CR)	Main Market
EUROBANK EQUITIES INVESTMENT FIRM SINGLE MEMBER SA	06/02/2019
PAPOUTSANIS (CR)	Main Market
ALPHA FINANCE INVESTMENT SERVICES SINGLE MEMBER SA	19/11/2018
BETA SECURITIES S.A.	25/11/2013
PERFORMANCE TECHNOLOGIES (CR)	Main Market
EUROBANK EQUITIES INVESTMENT FIRM SINGLE MEMBER SA	22/02/2021
PANTELAKIS SECURITIES S.A.	08/03/2021
PETROPOULOS PETROS (CR)	Main Market
EUROBANK EQUITIES INVESTMENT FIRM SINGLE MEMBER SA	01/04/2019
PANTELAKIS SECURITIES S.A.	16/03/2020
PIRAEUS FINANCIAL HOLD (CR)	Main Market
ALPHA FINANCE INVESTMENT SERVICES SINGLE MEMBER SA	15/04/2019
EUROBANK EQUITIES INVESTMENT FIRM SINGLE MEMBER SA	22/10/2006
EUROXX SECURITIES S.A.	15/02/2016
HELLENIC AMERICAN SECURITIES S.A.	25/07/2014
LEON DEPOLAS SECURITIES S.A.	30/11/2018
MERIT SECURITIES S.A	16/09/2013
NATIONAL SECURITIES SINGLE MEMBER SA	02/01/1900
PIRAEUS SECURITIES S. A.	16/02/2009
PPC (CR)	Main Market
ALPHA FINANCE INVESTMENT SERVICES SINGLE MEMBER SA	09/01/2006
BETA SECURITIES S.A.	01/02/2021
EUROBANK EQUITIES INVESTMENT FIRM SINGLE MEMBER SA	22/10/2006
HELLENIC AMERICAN SECURITIES S.A.	01/09/2014
MERIT SECURITIES S.A	06/11/2017
NATIONAL SECURITIES SINGLE MEMBER SA	02/01/1900
PIRAEUS SECURITIES S. A.	28/09/2009
PREMIA (CR)	Main Market
BETA SECURITIES S.A.	01/06/2021
LEON DEPOLAS SECURITIES S.A.	05/12/2022
PANTELAKIS SECURITIES S.A.	23/12/2021
VIGOR FINANCE INVESTMENT SERVICES S.A.	16/09/2024
PROFILE SA (CR)	Main Market
OPTIMA BANK S.A.	03/04/2023
PANTELAKIS SECURITIES S.A.	01/07/2019
QUALITY & RELIABILITY SA (CR)	Main Market
OPTIMA BANK S.A.	03/01/2023
QUEST HOLDINGS (CR)	Main Market
BETA SECURITIES S.A.	26/03/2018
EUROBANK EQUITIES INVESTMENT FIRM SINGLE MEMBER SA	28/01/2019
REVOIL (CR)	Main Market
BETA SECURITIES S.A.	26/06/2023
OPTIMA BANK S.A.	15/04/2024
SIDMA STEEL (CR)	Main Market
OPTIMA BANK S.A.	25/05/2023
SPACE HELLAS SA (CR)	Main Market
MERIT SECURITIES S.A	09/12/2022
TECHNICAL OLYMPIC SA (CR)	Main Market
BETA SECURITIES S.A.	04/04/2022
OPTIMA BANK S.A.	05/07/2023
TERNA ENERGY (CR)	Main Market
EUROBANK EQUITIES INVESTMENT FIRM SINGLE MEMBER SA	24/05/2021
PIRAEUS SECURITIES S. A.	09/12/2019
THRACE PLASTICS SA (CR)	Main Market
ALPHA FINANCE INVESTMENT SERVICES SINGLE MEMBER SA	26/03/2018
LEON DEPOLAS SECURITIES S.A.	28/03/2024
PIRAEUS SECURITIES S. A.	02/04/2024

List of Stocks under Market Making operations

Securities	Market Maker	Start Market Making	Stock Category
TITAN CEMENT (CB)			
	BETA SECURITIES S.A.	01/02/2021	Main Market
	EUROBANK EQUITIES INVESTMENT FIRM SINGLE MEMBER SA	06/11/2019	
	PIRAEUS SECURITIES S. A.	18/01/2021	
TRADE ESTATES REIC (CR)			
	EUROBANK EQUITIES INVESTMENT FIRM SINGLE MEMBER SA	08/11/2023	Main Market
	EUROBANK EQUITIES INVESTMENT FIRM SINGLE MEMBER SA	10/11/2023	
	PANTELAKIS SECURITIES S.A.	10/11/2023	
	PANTELAKIS SECURITIES S.A.	08/11/2023	
TZIRAKIAN PROFIL (CR)			
	LEON DEPOLAS SECURITIES S.A.	19/07/2021	Main Market
VIOHALCO SA/MV (CB)			
	ALPHA FINANCE INVESTMENT SERVICES SINGLE MEMBER SA	11/03/2008	Main Market
	EUROBANK EQUITIES INVESTMENT FIRM SINGLE MEMBER SA	04/03/2014	
	MERIT SECURITIES S.A	17/03/2014	

Underlying Asset				Derivatives Market													
Price max	Price min	Closing price	change	Delivery Month	Open price	Price max	Price min	Last price	Closing price	Last Bid	Last Ask	Fixing price*	Life high	Life low	Trades	Volume	Open Interest
FTSE/Athex Large Cap				(Trade Unit: 1 Index Point x 2E, Cash Settlement)													
3,548.73	3,509.83	3,509.83	-0.50%	October 2024	3,542.00	3,549.75	3,505.00	3,505.75	3,505.75	---	---		3,606.00	---	98	397	4,500
				November 2024	3,538.00	3,553.00	3,537.00	3,537.00	3,537.00	---	---		3,601.00	---	7	25	155
				December 2024	---	---	---	---	3,543.25	---	---		---	---	---	---	---
				March 2025	---	---	---	---	3,561.25	---	---		---	---	---	---	---
				June 2025	---	---	---	---	3,579.00	---	---		---	---	---	---	---
				September 2025	---	---	---	---	3,596.75	---	---		---	---	---	---	---
FTSE/Athex Banks				(Trade Unit: 1 Index Point x 15E, Cash Settlement)													
1,264.72	1,238.59	1,238.59	-1.03%	December 2024	1,269.25	1,287.00	1,269.25	1,287.00	1,287.00	---	---		1,296.00	---	3	10	1,326
				March 2025	---	---	---	---	1,263.50	---	---		---	---	---	---	---
				June 2025	---	---	---	---	1,269.75	---	---		---	---	---	---	---
				September 2025	---	---	---	---	1,276.00	---	---		---	---	---	---	---
MSCI GREECE REBASED				(Trade Unit: 1 Index Point x 2E, Cash Settlement)													
5,562.35	5,489.76	5,489.76	-0.48%	October 2024	---	---	---	---	5,435.75	---	---		5,515.50	---	---	---	13
				November 2024	---	---	---	---	5,435.75	---	---		5,516.00	---	---	---	10
				December 2024	---	---	---	---	5,436.50	---	---		5,375.00	---	---	---	---
				January 2025	---	---	---	---	5,436.50	---	---		5,375.00	---	---	---	---
				February 2025	---	---	---	---	5,560.50	---	---		---	---	---	---	---
				March 2025	---	---	---	---	5,569.00	---	---		---	---	---	---	---
				June 2025	---	---	---	---	5,597.00	---	---		---	---	---	---	---
				September 2025	---	---	---	---	5,625.00	---	---		---	---	---	---	---

Derivatives notes

Fixing prices and final open positions can be retrieved from the following path <http://www.helex.gr/el/web/guest/statistics-end-of-day-derivatives>

Underlying Asset				Derivatives Market													
Price max	Price min	Closing price	change	Delivery Month	Open price	Price max	Price min	Last price	Closing price	Last Bid	Last Ask	Fixing price*	Life high	Life low	Trades	Volume	Open Interest
ADMIE (IPTO) HOLDING S.A. (CR)				(Contract Size: 100 Securities, Physical Delivery)													
2.435	2.35	2.39	1.06%	December 2024	2.38	2.45	2.36	2.40	2.40	---	---	---	2.45	---	72	3,601	26,296
				March 2025	---	---	---	---	2.39	---	---	---	---	---	---	---	---
				June 2025	---	---	---	---	2.40	---	---	---	---	---	---	---	---
				September 2025	---	---	---	---	2.41	---	---	---	---	---	---	---	---
AEGEAN AIRLINES (CR)				(Contract Size: 100 Securities, Physical Delivery)													
11.09	10.88	10.97	0.37%	December 2024	11.12	11.12	11.00	11.00	11.00	---	---	---	12.12	---	7	24	3,888
				March 2025	---	---	---	---	11.03	---	---	---	---	---	---	---	---
				June 2025	---	---	---	---	11.09	---	---	---	---	---	---	---	---
				September 2025	---	---	---	---	11.14	---	---	---	---	---	---	---	---
ALPHA SERVICES HOLD (CR)				(Contract Size: 100 Securities, Physical Delivery)													
1.576	1.5365	1.5365	-1.38%	December 2024	1.58	1.58	1.54	1.55	1.55	---	---	---	1.73	---	172	7,931	157,680
				March 2025	---	---	---	---	1.57	---	---	---	---	---	---	---	---
				June 2025	---	---	---	---	1.58	---	---	---	---	---	---	---	---
				September 2025	---	---	---	---	1.59	---	---	---	---	---	---	---	---
ATHENS INTL AIRPORT (CR)				(Contract Size: 100 Securities, Physical Delivery)													
7.69	7.542	7.59	-0.71%	December 2024	---	---	---	---	7.75	---	---	---	7.87	---	---	---	1,012
				March 2025	---	---	---	---	7.72	---	---	---	---	---	---	---	---
				June 2025	---	---	---	---	7.76	---	---	---	---	---	---	---	---
				September 2025	---	---	---	---	7.79	---	---	---	---	---	---	---	---
AUTOHELLAS SA (CR)				(Contract Size: 100 Securities, Physical Delivery)													
11	10.9	11	0.37%	December 2024	---	---	---	---	10.52	---	---	---	11.28	---	---	---	113
				March 2025	---	---	---	---	11.06	---	---	---	---	---	---	---	---
				June 2025	---	---	---	---	11.12	---	---	---	---	---	---	---	---
				September 2025	---	---	---	---	11.18	---	---	---	---	---	---	---	---
AVAX S.A. (CR)				(Contract Size: 100 Securities, Physical Delivery)													
1.552	1.512	1.53	-1.04%	December 2024	1.54	1.54	1.52	1.52	1.52	---	---	---	1.61	---	8	110	1,442
				March 2025	---	---	---	---	1.56	---	---	---	---	---	---	---	---
				June 2025	---	---	---	---	1.57	---	---	---	---	---	---	---	---
				September 2025	---	---	---	---	1.58	---	---	---	---	---	---	---	---
CC HBC AG (CR)				(Contract Size: 100 Securities, Physical Delivery)													
32.42	31.9	31.92	-1.54%	December 2024	32.08	32.08	32.05	32.05	32.05	---	---	---	34.28	---	3	14	93
				March 2025	---	---	---	---	32.73	---	---	---	---	---	---	---	---
				June 2025	---	---	---	---	32.89	---	---	---	---	---	---	---	---
				September 2025	---	---	---	---	33.06	---	---	---	---	---	---	---	---

Derivatives notes

Fixing prices and final open positions can be retrieved from the following path <http://www.helex.gr/el/web/guest/statistics-end-of-day-derivatives>

Underlying Asset				Derivatives Market													
Price max	Price min	Closing price	change	Delivery Month	Open price	Price max	Price min	Last price	Closing price	Last Bid	Last Ask	Fixing price*	Life high	Life low	Trades	Volume	Open Interest
CENERGY HOLDINGS (CB)				(Contract Size: 100 Securities, Physical Delivery)													
10.1	9.82	9.99	-0.10%	December 2024	10.02	10.07	9.94	9.94	9.94	---	---	---	10.18	---	22	50	3,699
				March 2025	---	---	---	---	10.10	---	---	---	---	---	---	---	---
				June 2025	---	---	---	---	10.15	---	---	---	---	---	---	---	---
				September 2025	---	---	---	---	10.20	---	---	---	---	---	---	---	---
ELLAKTOR (CR)				(Contract Size: 100 Securities, Physical Delivery)													
1.992	1.952	1.952	-0.20%	December 2024	1.98	1.98	1.97	1.97	1.97	---	---	---	2.06	---	17	160	3,826
				March 2025	---	---	---	---	1.97	---	---	---	---	---	---	---	---
				June 2025	---	---	---	---	1.98	---	---	---	---	---	---	---	---
				September 2025	---	---	---	---	1.99	---	---	---	---	---	---	---	---
ELVALHALCOR (CR)				(Contract Size: 100 Securities, Physical Delivery)													
1.916	1.876	1.88	0.32%	December 2024	1.91	1.93	1.88	1.88	1.88	---	---	---	1.99	---	19	51	4,642
				March 2025	---	---	---	---	1.89	---	---	---	---	---	---	---	---
				June 2025	---	---	---	---	1.90	---	---	---	---	---	---	---	---
				September 2025	---	---	---	---	1.91	---	---	---	---	---	---	---	---
EUROBANK HOLDINGS (CR)				(Contract Size: 100 Securities, Physical Delivery)													
2.086	2.016	2.022	-1.75%	December 2024	2.09	2.09	2.02	2.03	2.03	---	---	---	2.28	---	59	1,797	17,829
				March 2025	---	---	---	---	2.08	---	---	---	---	---	---	---	---
				June 2025	---	---	---	---	2.09	---	---	---	---	---	---	---	---
				September 2025	---	---	---	---	2.10	---	---	---	---	---	---	---	---
EYDAP S.A. (CR)				(Contract Size: 100 Securities, Physical Delivery)													
5.76	5.66	5.67	-1.22%	December 2024	5.77	5.77	5.76	5.76	5.76	---	---	---	5.84	---	3	15	4,080
				March 2025	---	---	---	---	5.79	---	---	---	---	---	---	---	---
				June 2025	---	---	---	---	5.82	---	---	---	---	---	---	---	---
				September 2025	---	---	---	---	5.85	---	---	---	---	---	---	---	---
FOURLIS (CR)				(Contract Size: 100 Securities, Physical Delivery)													
3.95	3.85	3.89	0.78%	December 2024	3.95	3.95	3.90	3.90	3.90	---	---	---	4.07	---	7	18	939
				March 2025	---	---	---	---	3.90	---	---	---	---	---	---	---	---
				June 2025	---	---	---	---	3.92	---	---	---	---	---	---	---	---
				September 2025	---	---	---	---	3.94	---	---	---	---	---	---	---	---
GEK TERNA (CR)				(Contract Size: 101 Securities, Physical Delivery)													
17.76	17.56	17.7	0.23%	December 2024	17.81	17.90	17.81	17.89	17.89	---	---	---	18.02	---	7	33	11,146
				March 2025	---	---	---	---	17.83	---	---	---	---	---	---	---	---
				June 2025	---	---	---	---	17.92	---	---	---	---	---	---	---	---
				September 2025	---	---	---	---	18.01	---	---	---	---	---	---	---	---

Derivatives notes

Fixing prices and final open positions can be retrieved from the following path <http://www.helex.gr/el/web/guest/statistics-end-of-day-derivatives>

Underlying Asset				Derivatives Market													
Price max	Price min	Closing price	change	Delivery Month	Open price	Price max	Price min	Last price	Closing price	Last Bid	Last Ask	Fixing price*	Life high	Life low	Trades	Volume	Open Interest
HELLENIC EXCHANGES-A.S.E. (CR)				(Contract Size: 100 Securities, Physical Delivery)													
4.65	4.535	4.535	-0.33%	December 2024	4.61	4.62	4.56	4.56	4.56	---	---	---	4.74	---	5	23	3,674
				March 2025	---	---	---	---	4.59	---	---	---	---	---	---	---	---
				June 2025	---	---	---	---	4.62	---	---	---	---	---	---	---	---
				September 2025	---	---	---	---	4.64	---	---	---	---	---	---	---	---
HELLENIQ ENERGY (CR)				(Contract Size: 100 Securities, Physical Delivery)													
7.1	6.99	7.04	0.79%	December 2024	7.05	7.14	7.05	7.08	7.08	---	---	---	7.35	---	14	82	4,943
				March 2025	---	---	---	---	7.05	---	---	---	---	---	---	---	---
				June 2025	---	---	---	---	7.09	---	---	---	---	---	---	---	---
				September 2025	---	---	---	---	7.12	---	---	---	---	---	---	---	---
INTRACOM HOLDINGS (CR)				(Contract Size: 100 Securities, Physical Delivery)													
3.135	3.07	3.115	0.65%	December 2024	3.11	3.14	3.11	3.12	3.12	---	---	---	3.26	---	29	164	7,435
				March 2025	---	---	---	---	3.12	---	---	---	---	---	---	---	---
				June 2025	---	---	---	---	3.14	---	---	---	---	---	---	---	---
				September 2025	---	---	---	---	3.16	---	---	---	---	---	---	---	---
INTRAKAT (CR)				(Contract Size: 100 Securities, Physical Delivery)													
4.95	4.84	4.9	0.00%	December 2024	4.87	4.87	4.79	4.86	4.86	---	---	---	5.07	---	12	52	2,334
				March 2025	---	---	---	---	4.95	---	---	---	---	---	---	---	---
				June 2025	---	---	---	---	4.97	---	---	---	---	---	---	---	---
				September 2025	---	---	---	---	5.00	---	---	---	---	---	---	---	---
JUMBO SA (CR)				(Contract Size: 100 Securities, Physical Delivery)													
26.68	25.7	26.2	1.95%	December 2024	25.88	26.60	25.88	26.06	26.06	---	---	---	26.60	---	36	131	188
				March 2025	---	---	---	---	25.95	---	---	---	---	---	---	---	---
				June 2025	---	---	---	---	26.08	---	---	---	---	---	---	---	---
				September 2025	---	---	---	---	26.21	---	---	---	---	---	---	---	---
LAMDA DEVELOPMENT SA (CR)				(Contract Size: 100 Securities, Physical Delivery)													
7.71	7.47	7.54	0.67%	December 2024	7.53	7.74	7.52	7.54	7.54	---	---	---	7.74	---	49	438	6,281
				March 2025	---	---	---	---	7.56	---	---	---	---	---	---	---	---
				June 2025	---	---	---	---	7.60	---	---	---	---	---	---	---	---
				September 2025	---	---	---	---	7.64	---	---	---	---	---	---	---	---
METLEN ENERGY & METALS (CR)				(Contract Size: 100 Securities, Physical Delivery)													
35.6	34.94	34.94	-1.24%	December 2024	36.56	36.56	35.02	35.02	35.02	---	---	---	36.66	---	60	195	3,875
				March 2025	---	---	---	---	35.72	---	---	---	---	---	---	---	---
				June 2025	---	---	---	---	35.90	---	---	---	---	---	---	---	---
				September 2025	---	---	---	---	36.08	---	---	---	---	---	---	---	---

Derivatives notes

Fixing prices and final open positions can be retrieved from the following path <http://www.helex.gr/el/web/guest/statistics-end-of-day-derivatives>

Underlying Asset					Derivatives Market												
Price max	Price min	Closing price	change	Delivery Month	Open price	Price max	Price min	Last price	Closing price	Last Bid	Last Ask	Fixing price*	Life high	Life low	Trades	Volume	Open Interest
MIG (CR)					(Contract Size: 100 Securities, Physical Delivery)												
3.42	3.3	3.405	2.56%	December 2024	3.32	3.36	3.32	3.36	3.36	---	---	---	3.50	---	2	10	109
				March 2025	---	---	---	---	3.35	---	---	---	---	---	---	---	---
				June 2025	---	---	---	---	3.37	---	---	---	---	---	---	---	---
				September 2025	---	---	---	---	3.39	---	---	---	---	---	---	---	---
MOTOR OIL (CR)					(Contract Size: 100 Securities, Physical Delivery)												
21.36	21.04	21.22	-0.19%	December 2024	21.40	21.46	21.21	21.24	21.24	---	---	---	22.59	---	46	222	6,636
				March 2025	---	---	---	---	21.46	---	---	---	---	---	---	---	---
				June 2025	---	---	---	---	21.57	---	---	---	---	---	---	---	---
				September 2025	---	---	---	---	21.68	---	---	---	---	---	---	---	---
NATIONAL BANK (CR)					(Contract Size: 100 Securities, Physical Delivery)												
7.772	7.65	7.65	-0.34%	December 2024	7.86	7.86	7.67	7.68	7.68	---	---	---	8.20	---	178	1,825	18,558
				March 2025	---	---	---	---	7.75	---	---	---	---	---	---	---	---
				June 2025	---	---	---	---	7.79	---	---	---	---	---	---	---	---
				September 2025	---	---	---	---	7.83	---	---	---	---	---	---	---	---
OPAP (CR)					(Contract Size: 100 Securities, Physical Delivery)												
16.09	15.91	15.91	-0.31%	December 2024	15.57	15.57	15.52	15.55	15.55	---	---	---	16.38	---	3	15	969
				March 2025	---	---	---	---	16.11	---	---	---	---	---	---	---	---
				June 2025	---	---	---	---	16.19	---	---	---	---	---	---	---	---
				September 2025	---	---	---	---	16.27	---	---	---	---	---	---	---	---
OPTIMA BANK (CR)					(Contract Size: 100 Securities, Physical Delivery)												
13	12.92	12.92	-0.46%	December 2024	---	---	---	---	12.63	---	---	---	12.99	---	---	---	61
				March 2025	---	---	---	---	13.10	---	---	---	---	---	---	---	---
				June 2025	---	---	---	---	13.17	---	---	---	---	---	---	---	---
				September 2025	---	---	---	---	13.24	---	---	---	---	---	---	---	---
OTE (CR)					(Contract Size: 100 Securities, Physical Delivery)												
15.82	15.6	15.74	1.61%	December 2024	15.78	15.95	15.75	15.75	15.75	---	---	---	16.14	---	14	32	2,712
				March 2025	---	---	---	---	15.64	---	---	---	---	---	---	---	---
				June 2025	---	---	---	---	15.72	---	---	---	---	---	---	---	---
				September 2025	---	---	---	---	15.79	---	---	---	---	---	---	---	---
P.P.A. S.A. (CR)					(Contract Size: 100 Securities, Physical Delivery)												
27.7	26.9	27.05	1.12%	December 2024	27.60	27.60	27.46	27.46	27.46	---	---	---	27.82	---	10	20	70
				March 2025	---	---	---	---	27.01	---	---	---	---	---	---	---	---
				June 2025	---	---	---	---	27.14	---	---	---	---	---	---	---	---
				September 2025	---	---	---	---	27.28	---	---	---	---	---	---	---	---

Derivatives notes

Fixing prices and final open positions can be retrieved from the following path <http://www.helex.gr/el/web/guest/statistics-end-of-day-derivatives>

Underlying Asset				Derivatives Market													
Price max	Price min	Closing price	change	Delivery Month	Open price	Price max	Price min	Last price	Closing price	Last Bid	Last Ask	Fixing price*	Life high	Life low	Trades	Volume	Open Interest
PIRAEUS FINANCIAL HOLD (CR)																	
(Contract Size: 100 Securities, Physical Delivery)																	
3.861	3.79	3.79	-0.94%	December 2024	3.89	3.89	3.81	3.81	3.81	---	---	---	4.08	---	267	4,635	84,580
				March 2025	3.92	3.92	3.92	3.92	3.92	---	---	---	3.92	---	1	150	---
				June 2025	---	---	---	---	3.88	---	---	---	---	---	---	---	---
				September 2025	---	---	---	---	3.90	---	---	---	---	---	---	---	---
PPC (CR)																	
(Contract Size: 100 Securities, Physical Delivery)																	
12.1	11.98	11.98	-0.50%	December 2024	12.22	12.22	12.03	12.05	12.05	---	---	---	12.48	---	47	257	21,591
				March 2025	---	---	---	---	12.16	---	---	---	---	---	---	---	---
				June 2025	---	---	---	---	12.22	---	---	---	---	---	---	---	---
				September 2025	---	---	---	---	12.28	---	---	---	---	---	---	---	---
QUEST HOLDINGS (CR)																	
(Contract Size: 100 Securities, Physical Delivery)																	
5.29	5.17	5.2	-0.38%	December 2024	---	---	---	---	5.29	---	---	---	5.40	---	---	---	169
				March 2025	---	---	---	---	5.27	---	---	---	---	---	---	---	---
				June 2025	---	---	---	---	5.30	---	---	---	---	---	---	---	---
				September 2025	---	---	---	---	5.32	---	---	---	---	---	---	---	---
TERNA ENERGY (CR)																	
(Contract Size: 100 Securities, Physical Delivery)																	
19.52	19.48	19.5	-0.05%	December 2024	19.60	19.60	19.60	19.60	19.60	---	---	---	19.73	---	1	15	17,020
				March 2025	---	---	---	---	19.70	---	---	---	---	---	---	---	---
				June 2025	---	---	---	---	19.80	---	---	---	---	---	---	---	---
				September 2025	---	---	---	---	19.89	---	---	---	---	---	---	---	---
TITAN CEMENT (CB)																	
(Contract Size: 100 Securities, Physical Delivery)																	
35.8	35.4	35.4	-0.84%	December 2024	35.67	35.72	35.67	35.70	35.70	---	---	---	35.80	---	3	9	388
				March 2025	---	---	---	---	36.04	---	---	---	---	---	---	---	---
				June 2025	---	---	---	---	36.22	---	---	---	---	---	---	---	---
				September 2025	---	---	---	---	36.40	---	---	---	---	---	---	---	---
VIOHALCO SA/NV (CB)																	
(Contract Size: 100 Securities, Physical Delivery)																	
5.83	5.73	5.74	-1.37%	December 2024	5.87	5.87	5.80	5.80	5.80	---	---	---	6.15	---	19	92	4,737
				March 2025	---	---	---	---	5.88	---	---	---	---	---	---	---	---
				June 2025	---	---	---	---	5.91	---	---	---	---	---	---	---	---
				September 2025	---	---	---	---	5.93	---	---	---	---	---	---	---	---

Derivatives notes

Fixing prices and final open positions can be retrieved from the following path <http://www.helex.gr/el/web/guest/statistics-end-of-day-derivatives>

FTSE/Athex Large Cap

(Trade Unit: 1 Index Point x 2€ - Exercise Style: European, Cash Settlement)

Call Options														Put Options																										
October 2024							November 2024							Other Months		October 2024							November 2024							Other Months		Exercise Price								
Open price	Price max	Price min	Last price	Closing price	Volume	Open Interest	Open price	Price max	Price min	Last price	Closing price	Volume	Open Interest	Volume	Open Interest	Open price	Price max	Price min	Last price	Closing price	Volume	Open Interest	Open price	Price max	Price min	Last price	Closing price	Volume	Open Interest	Volume	Open Interest									
2,850	-	-	-	-	-	-	-	-	-	-	-	-	-	-	-	-	-	-	-	-	-	-	-	-	-	-	-	-	-	-	-	2,850								
2,900	-	-	-	-	-	-	-	-	-	-	-	-	-	-	-	-	-	-	-	-	-	-	-	-	-	-	-	-	-	-	-	2,900								
2,950	-	-	-	-	-	-	-	-	-	-	-	-	-	-	-	-	-	-	-	-	-	-	-	-	-	-	-	-	-	-	-	2,950								
3,000	0.00	0.00	0.00	-	540.00	-	-	-	-	-	-	-	-	-	-	0.00	0.00	0.00	-	0.01	-	-	-	-	-	-	-	-	-	-	-	3,000								
3,050	0.00	0.00	0.00	-	490.00	-	-	-	-	-	-	-	-	-	-	0.00	0.00	0.00	-	0.02	-	-	-	-	-	-	-	-	-	-	-	3,050								
3,100	0.00	0.00	0.00	-	440.00	-	-	-	-	-	-	-	-	-	-	0.00	0.00	0.00	-	0.06	-	-	-	-	-	-	-	-	-	-	-	3,100								
3,150	0.00	0.00	0.00	-	390.00	-	-	0.00	0.00	0.00	-	395.00	-	-	-	0.00	0.00	0.00	-	0.20	-	-	0.00	0.00	0.00	-	5.00	-	-	-	-	3,150								
3,200	0.00	0.00	0.00	-	341.00	-	-	0.00	0.00	0.00	-	348.00	-	-	-	0.00	0.00	0.00	-	0.60	-	-	0.00	0.00	0.00	-	8.40	-	-	-	-	3,200								
3,250	0.00	0.00	0.00	-	292.00	-	-	0.00	0.00	0.00	-	303.00	-	-	-	0.00	0.00	0.00	-	1.60	-	-	0.00	0.00	0.00	-	13.50	-	-	-	-	3,250								
3,300	0.00	0.00	0.00	-	244.00	-	-	0.00	0.00	0.00	-	261.00	-	-	-	0.00	0.00	0.00	-	3.70	-	10	0.00	0.00	0.00	-	20.75	-	-	-	-	3,300								
3,350	0.00	0.00	0.00	-	198.00	-	40	0.00	0.00	0.00	-	221.00	-	-	-	0.00	0.00	0.00	-	7.90	-	110	0.00	0.00	0.00	-	30.75	-	10	-	-	3,350								
3,400	0.00	0.00	0.00	-	155.00	-	20	0.00	0.00	0.00	-	184.00	-	-	-	17.00	0.00	17.00	17.00	17.00	7	76	0.00	0.00	0.00	-	43.75	-	-	-	-	3,400								
3,450	0.00	0.00	0.00	-	117.00	-	1	0.00	0.00	0.00	-	151.00	-	20	-	0.00	0.00	0.00	-	27.00	-	111	0.00	0.00	0.00	-	60.50	-	-	-	-	3,450								
3,500	0.00	0.00	0.00	-	84.50	-	22	0.00	0.00	0.00	-	121.00	-	-	-	0.00	0.00	0.00	-	44.25	-	85	0.00	0.00	0.00	-	81.00	-	40	-	-	3,500								
3,550	0.00	0.00	0.00	-	58.00	-	68	0.00	0.00	0.00	-	96.00	-	-	-	0.00	0.00	0.00	-	68.00	-	62	0.00	0.00	0.00	-	105.00	-	21	-	-	3,550								
3,600	0.00	0.00	0.00	-	38.00	-	76	0.00	0.00	0.00	-	74.50	-	20	-	0.00	0.00	0.00	-	97.50	-	20	0.00	0.00	0.00	-	134.00	-	20	-	-	3,600								
3,650	0.00	0.00	0.00	-	23.25	-	20	0.00	0.00	0.00	-	56.50	-	-	-	0.00	0.00	0.00	-	133.00	-	-	161.00	161.00	161.00	161.00	161.00	20	-	-	-	-	3,650							
3,700	0.00	0.00	0.00	-	13.50	-	-	0.00	0.00	0.00	-	42.00	-	-	-	0.00	0.00	0.00	-	173.00	-	-	0.00	0.00	0.00	-	201.00	-	-	-	-	-	3,700							
3,750	0.00	0.00	0.00	-	7.50	-	-	0.00	0.00	0.00	-	30.75	-	-	-	0.00	0.00	0.00	-	217.00	-	-	0.00	0.00	0.00	-	240.00	-	-	-	-	-	3,750							
3,800	0.00	0.00	0.00	-	3.90	-	-	0.00	0.00	0.00	-	22.00	-	-	-	0.00	0.00	0.00	-	263.00	-	-	0.00	0.00	0.00	-	281.00	-	-	-	-	-	3,800							
3,850	0.00	0.00	0.00	-	1.90	-	-	0.00	0.00	0.00	-	15.50	-	-	-	0.00	0.00	0.00	-	311.00	-	-	0.00	0.00	0.00	-	324.00	-	-	-	-	-	3,850							
3,900	0.00	0.00	0.00	-	0.87	-	-	-	-	-	-	-	-	-	-	0.00	0.00	0.00	-	360.00	-	-	-	-	-	-	-	-	-	-	-	-	3,900							
Totals:						0								0																		0						0		
Number of Trades:						0								0																				0						0

ALPHA SERVICES HOLD (CR)

(Contract Size: 100 Securities, Exercise Style: American, Physical Delivery)

Call Options														Put Options																		
October 2024							November 2024							Other Months		October 2024							November 2024							Other Months		Exercise Price
Open price	Price max	Price min	Last price	Closing price	Volume	Open Interest	Open price	Price max	Price min	Last price	Closing price	Volume	Open Interest	Volume	Open Interest	Open price	Price max	Price min	Last price	Closing price	Volume	Open Interest	Open price	Price max	Price min	Last price	Closing price	Volume	Open Interest	Volume	Open Interest	
1.000	0.000	0.000	0.000	0.561	-	-	0.000	0.000	0.000	0.563	-	-				0.000	0.000	0.000	0.001	-	-	0.000	0.000	0.000	0.001	-	-				0.010	
1.100	0.000	0.000	0.000	0.461	-	-	0.000	0.000	0.000	0.463	-	-				0.000	0.000	0.000	0.001	-	-	0.000	0.000	0.000	0.001	-	-				0.011	
1.200	0.000	0.000	0.000	0.361	-	-	0.000	0.000	0.000	0.364	-	-				0.000	0.000	0.000	0.001	-	-	0.000	0.000	0.000	0.001	-	-				0.012	
1.300	0.000	0.000	0.000	0.262	-	-	0.000	0.000	0.000	0.268	-	-				0.000	0.000	0.000	0.001	-	-	0.000	0.000	0.000	0.004	-	-				0.013	
1.400	0.000	0.000	0.000	0.169	-	-	0.000	0.000	0.000	0.180	-	-				0.000	0.000	0.000	0.008	-	-	0.000	0.000	0.000	0.016	-	-				0.014	
1.500	0.000	0.000	0.000	0.092	-	-	0.000	0.000	0.000	0.108	-	-				0.000	0.000	0.000	0.031	-	-	0.000	0.000	0.000	0.045	-	-				0.015	
1.600	0.000	0.000	0.000	0.040	-	-	0.000	0.000	0.000	0.058	-	-				0.000	0.000	0.000	0.079	-	-	0.000	0.000	0.000	0.094	-	-				0.016	
1.700	0.000	0.000	0.000	0.014	-	-	0.000	0.000	0.000	0.028	-	-				0.000	0.000	0.000	0.153	-	-	0.000	0.000	0.000	0.164	-	-				0.017	
1.800	0.000	0.000	0.000	0.004	-	-	0.000	0.000	0.000	0.011	-	-				0.000	0.000	0.000	0.243	-	-	0.000	0.000	0.000	0.248	-	-				0.018	
1.900	0.000	0.000	0.000	0.001	-	-	0.000	0.000	0.000	0.004	-	-				0.000	0.000	0.000	0.340	-	-	0.000	0.000	0.000	0.342	-	-				0.019	
2.000	0.000	0.000	0.000	0.001	-	-	0.000	0.000	0.000	0.001	-	-				0.000	0.000	0.000	0.440	-	-	0.000	0.000	0.000	0.440	-	-				0.020	
2.200	0.000	0.000	0.000	0.001	-	-	0.000	0.000	0.000	0.001	-	-				0.000	0.000	0.000	0.640	-	-	0.000	0.000	0.000	0.640	-	-				0.022	
2.400	0.000	0.000	0.000	0.001	-	-					-	-				0.000	0.000	0.000	0.840	-	-					-	-				0.024	
2.600					-	-					-	-									-	-					-	-				0.026
Totals:					0	0					0	0				0	0					0	0								0	0
Number of Trades:					0						0					0.00						0										0

NATIONAL BANK (CR)

(Contract Size: 100 Securities, Exercise Style: American, Physical Delivery)

Call Options																Put Options																			
Exercise Price	October 2024						November 2024						Other Months		October 2024						November 2024						Other Months		Exercise Price						
	Open price	Price max	Price min	Last price	Closing price	Volume	Open Interest	Open price	Price max	Price min	Last price	Closing price	Volume	Open Interest	Volume	Open Interest	Open price	Price max	Price min	Last price	Closing price	Volume	Open Interest	Open price	Price max	Price min	Last price	Closing price		Volume	Open Interest	Volume	Open Interest		
4.400						-	-							-	-																		0.044		
4.800						-	-							-	-																		0.048		
5.200	0.000	0.000	0.000		2.49	-	-	0.000	0.000	0.000		2.49	-	-		0.000	0.000	0.000		0.001	-	-		0.000	0.000	0.000		0.001	-	-		0.052			
5.600	0.000	0.000	0.000		2.09	-	-	0.000	0.000	0.000		2.10	-	-		0.000	0.000	0.000		0.001	-	-		0.000	0.000	0.000		0.001	-	-		0.056			
6.000	0.000	0.000	0.000		1.69	-	-	0.000	0.000	0.000		1.70	-	-		0.000	0.000	0.000		0.001	-	-		0.000	0.000	0.000		0.005	-	-		0.060			
6.400	0.000	0.000	0.000		1.29	-	-	0.000	0.000	0.000		1.32	-	-		0.000	0.000	0.000		0.001	-	-		0.000	0.000	0.000		0.021	-	-		0.064			
6.800	0.000	0.000	0.000		0.895	-	-	0.000	0.000	0.000		0.961	-	-		0.000	0.000	0.000		0.008	-	-		0.000	0.000	0.000		0.064	-	-		0.068			
7.200	0.000	0.000	0.000		0.537	-	-	0.000	0.000	0.000		0.652	-	-		0.000	0.000	0.000		0.049	-	-		0.000	0.000	0.000		0.154	-	-		0.072			
7.600	0.000	0.000	0.000		0.262	-	-	0.000	0.000	0.000		0.411	-	6		0.118	0.118	0.118	0.118	0.118	0.118	33	-		0.248	0.248	0.248	0.248	0.248	33	0		0.076		
8.000	0.000	0.000	0.000		0.097	-	-	0.000	0.000	0.000		0.237	-	-		0.000	0.000	0.000		0.410	-	-		0.000	0.000	0.000		0.539	-	-		0.080			
8.400	0.000	0.000	0.000		0.028	-	-	0.000	0.000	0.000		0.127	-	-		0.000	0.000	0.000		0.742	-	-		0.000	0.000	0.000		0.829	-	-		0.084			
8.800	0.000	0.000	0.000		0.006	-	-	0.000	0.000	0.000		0.061	-	-		0.000	0.000	0.000		1.12	-	-		0.000	0.000	0.000		1.17	-	-		0.088			
9.200	0.000	0.000	0.000		0.001	-	-	0.000	0.000	0.000		0.028	-	-		0.000	0.000	0.000		1.52	-	-		0.000	0.000	0.000		1.53	-	-		0.092			
9.600	0.000	0.000	0.000		0.001	-	-	0.000	0.000	0.000		0.012	-	-		0.000	0.000	0.000		1.92	-	-		0.000	0.000	0.000		1.92	-	-		0.096			
10.000	0.000	0.000	0.000		0.001	-	-	0.000	0.000	0.000		0.004	-	-		0.000	0.000	0.000		2.32	-	-		0.000	0.000	0.000		2.32	-	-		0.100			
11.000	0.000	0.000	0.000		0.001	-	-									0.000	0.000	0.000		3.32	-	-									0.110				
Totals:						0	0					0	6	0	0								0	0							33	0	0	304	
Number of Trades:						0						0		0										3.00								3		0	

OPAP (CR)

(Contract Size: 100 Securities, Exercise Style: American, Physical Delivery)

Exercise Price	Call Options														Put Options																	
	October 2024						November 2024						Other Months		October 2024						November 2024						Other Months		Exercise Price			
	Open price	Price max	Price min	Last price	Closing price	Volume	Open Interest	Open price	Price max	Price min	Last price	Closing price	Volume	Open Interest	Volume	Open Interest	Open price	Price max	Price min	Last price	Closing price	Volume	Open Interest	Open price	Price max	Price min	Last price	Closing price		Volume	Open Interest	Volume
9.600						-	-							-	-							-	-									
10.000	0.000	0.000	0.000		5.97	-	-							-	-	0.000	0.000	0.000				0.001	-	-							0.100	
11.000	0.000	0.000	0.000		4.97	-	-	0.000	0.000	0.000		4.99	-	-			0.000	0.000	0.000			0.001	-	-	0.000	0.000	0.000		0.001	-	-	0.110
12.000	0.000	0.000	0.000		3.97	-	-	0.000	0.000	0.000		3.99	-	-			0.000	0.000	0.000			0.001	-	-	0.000	0.000	0.000		0.001	-	-	0.120
13.000	0.000	0.000	0.000		2.97	-	-	0.000	0.000	0.000		3.00	-	-			0.000	0.000	0.000			0.002	-	-	0.000	0.000	0.000		0.004	-	-	0.130
14.000	0.000	0.000	0.000		1.97	-	-	0.000	0.000	0.000		2.03	-	-			0.000	0.000	0.000			0.001	-	-	0.000	0.000	0.000		0.039	-	-	0.140
15.000	0.000	0.000	0.000		1.01	-	-	0.000	0.000	0.000		1.19	-	-			0.000	0.000	0.000			0.033	-	-	0.000	0.000	0.000		0.191	-	-	0.150
16.000	0.000	0.000	0.000		0.294	-	1	0.000	0.000	0.000		0.566	-	-			0.000	0.000	0.000			0.319	-	-	0.000	0.000	0.000		0.569	-	-	0.160
17.000	0.000	0.000	0.000		0.037	-	70	0.000	0.000	0.000		0.218	-	-			0.000	0.000	0.000			1.07	-	-	0.000	0.000	0.000		1.22	-	-	0.170
18.000	0.000	0.000	0.000		0.002	-	-	0.000	0.000	0.000		0.065	-	-			0.000	0.000	0.000			2.04	-	-	0.000	0.000	0.000		2.08	-	-	0.180
19.000	0.000	0.000	0.000		0.001	-	-	0.000	0.000	0.000		0.015	-	-			0.000	0.000	0.000			3.04	-	-	0.000	0.000	0.000		3.04	-	-	0.190
20.000	0.000	0.000	0.000		0.001	-	-	0.000	0.000	0.000		0.003	-	-			0.000	0.000	0.000			4.04	-	-	0.000	0.000	0.000		4.04	-	-	0.200
22.000	0.000	0.000	0.000		0.001	-	-	0.000	0.000	0.000		0.001	-	-			0.000	0.000	0.000			6.04	-	-	0.000	0.000	0.000		6.04	-	-	0.220
24.000						-	-							-	-																	0.240
Totals:						0	71					0	0	0	0							0	0					0	50	0	0	
Number of Trades:						0						0		0								0.00						0		0		

OTE (CR)

(Contract Size: 100 Securities, Exercise Style: American, Physical Delivery)

Exercise Price	Call Options														Put Options														Exercise Price						
	October 2024						November 2024						Other Months		October 2024						November 2024						Other Months								
	Open price	Price max	Price min	Last price	Closing price	Volume	Open Interest	Open price	Price max	Price min	Last price	Closing price	Volume	Open Interest	Volume	Open Interest	Open price	Price max	Price min	Last price	Closing price	Volume	Open Interest	Open price	Price max	Price min	Last price	Closing price		Volume	Open Interest	Volume	Open Interest		
9.200						-	-							-	-																				0.092
9.600	0.000	0.000	0.000		5.90	-	-							-	-	0.000	0.000	0.000																0.096	
10.000	0.000	0.000	0.000		5.50	-	-	0.000	0.000	0.000				5.52	-	-	0.000	0.000	0.000															0.100	
11.000	0.000	0.000	0.000		4.50	-	-	0.000	0.000	0.000				4.52	-	-	0.000	0.000	0.000															0.110	
12.000	0.000	0.000	0.000		3.50	-	-	0.000	0.000	0.000				3.52	-	-	0.000	0.000	0.000															0.120	
13.000	0.000	0.000	0.000		2.50	-	-	0.000	0.000	0.000				2.53	-	-	0.000	0.000	0.000															0.130	
14.000	0.000	0.000	0.000		1.51	-	-	0.000	0.000	0.000				1.58	-	-	0.000	0.000	0.000															0.140	
15.000	0.000	0.000	0.000		0.604	-	-	0.000	0.000	0.000				0.791	-	-	0.054	0.054	0.054	0.054	0.054	5	-	0.000	0.000	0.000							0.150		
16.000	0.000	0.000	0.000		0.109	-	-	0.000	0.000	0.000				0.297	-	-	0.000	0.000	0.000															0.160	
17.000	0.000	0.000	0.000		0.006	-	-	0.000	0.000	0.000				0.079	-	-	0.000	0.000	0.000															0.170	
18.000	0.000	0.000	0.000		0.005	-	-	0.000	0.000	0.000				0.015	-	-	0.000	0.000	0.000															0.180	
19.000	0.000	0.000	0.000		0.001	-	-	0.000	0.000	0.000				0.002	-	-	0.000	0.000	0.000															0.190	
20.000	0.000	0.000	0.000		0.001	-	-	0.000	0.000	0.000				0.002	-	-	0.000	0.000	0.000															0.200	
22.000	0.000	0.000	0.000		0.001	-	-	0.000	0.000	0.000				0.001	-	-	0.000	0.000	0.000															0.220	
Totals:						0	0							0	0	0	0																	0	
Number of Trades:						0								0		0																		1.00	0

PIRAEUS FINANCIAL HOLD (CR)

(Contract Size: 100 Securities, Exercise Style: American, Physical Delivery)

Call Options														Put Options																		
October 2024							November 2024							Other Months		October 2024							November 2024							Other Months		Exercise Price
Open price	Price max	Price min	Last price	Closing price	Volume	Open Interest	Open price	Price max	Price min	Last price	Closing price	Volume	Open Interest	Volume	Open Interest	Open price	Price max	Price min	Last price	Closing price	Volume	Open Interest	Open price	Price max	Price min	Last price	Closing price	Volume	Open Interest	Volume	Open Interest	
2.200					-	-						-	-								-	-						-	-			0.022
2.400	0.000	0.000	0.000	1.43	-	-						-	-			0.000	0.000	0.000	0.001	-	-						-	-			0.024	
2.600	0.000	0.000	0.000	1.23	-	-						-	-			0.000	0.000	0.000	0.001	-	-						-	-			0.026	
2.800	0.000	0.000	0.000	1.03	-	-	0.000	0.000	0.000		1.04	-	-			0.000	0.000	0.000	0.001	-	-	0.000	0.000	0.000	0.001	-	-			0.028		
3.000	0.000	0.000	0.000	0.833	-	-	0.000	0.000	0.000		0.841	-	-			0.000	0.000	0.000	0.001	-	-	0.000	0.000	0.000	0.003	-	-			0.030		
3.200	0.000	0.000	0.000	0.633	-	-	0.000	0.000	0.000		0.650	-	-			0.000	0.000	0.000	0.005	-	-	0.000	0.000	0.000	0.012	-	-			0.032		
3.400	0.000	0.000	0.000	0.436	-	-	0.000	0.000	0.000		0.474	-	-			0.000	0.000	0.000	0.003	-	-	0.000	0.000	0.000	0.036	-	-			0.034		
3.600	0.000	0.000	0.000	0.254	-	-	0.000	0.000	0.000		0.323	-	-			0.000	0.000	0.000	0.020	-	-	0.000	0.000	0.000	0.084	-	-			0.036		
3.800	0.000	0.000	0.000	0.115	-	-	0.000	0.000	0.000		0.204	-	-			0.000	0.000	0.000	0.081	-	-	0.000	0.000	0.000	0.164	-	-			0.038		
4.000	0.000	0.000	0.000	0.038	-	4	0.000	0.000	0.000		0.119	-	-			0.000	0.000	0.000	0.204	-	-	0.000	0.000	0.000	0.280	-	-			0.040		
4.400	0.000	0.000	0.000	0.001	-	-	0.000	0.000	0.000		0.031	-	-			0.000	0.000	0.000	0.570	-	-	0.000	0.000	0.000	0.593	-	-			0.044		
4.800	0.000	0.000	0.000	0.001	-	-	0.000	0.000	0.000		0.006	-	-			0.000	0.000	0.000	0.970	-	-	0.000	0.000	0.000	0.971	-	-			0.048		
5.200	0.000	0.000	0.000	0.001	-	-	0.000	0.000	0.000		0.001	-	-			0.000	0.000	0.000	1.37	-	-	0.000	0.000	0.000	1.37	-	-			0.052		
5.600	0.000	0.000	0.000	0.001	-	-	0.000	0.000	0.000		0.001	-	-			0.000	0.000	0.000	1.77	-	-	0.000	0.000	0.000	1.77	-	-			0.056		
6.000	0.000	0.000	0.000	0.001	-	-	0.000	0.000	0.000		0.001	-	-			0.000	0.000	0.000	2.17	-	-	0.000	0.000	0.000	2.17	-	-			0.060		
6.400					-	-						-	-								-	-						-	-			0.064
Totals:					0	4						0	0			0	0					0	0						0	0		
Number of Trades:					0							0				0						0.00						0				

PPC (CR)

(Contract Size: 100 Securities, Exercise Style: American, Physical Delivery)

Call Options														Put Options																				
October 2024							November 2024							Other Months		October 2024							November 2024							Other Months		Exercise Price		
Exercise Price	Open price	Price max	Price min	Last price	Closing price	Volume	Open Interest	Open price	Price max	Price min	Last price	Closing price	Volume	Open Interest	Volume	Open Interest	Open price	Price max	Price min	Last price	Closing price	Volume	Open Interest	Open price	Price max	Price min	Last price	Closing price	Volume	Open Interest	Volume		Open Interest	
8.000	0.000	0.000	0.000		4.05	-	-										0.000	0.000	0.000		0.002	-	-											0.080
8.400	0.000	0.000	0.000		3.65	-	-	0.000	0.000	0.000		3.66	-	-			0.000	0.000	0.000		0.001	-	-	0.000	0.000	0.000		0.001	-	-			0.084	
8.800	0.000	0.000	0.000		3.25	-	-	0.000	0.000	0.000		3.26	-	-			0.000	0.000	0.000		0.001	-	-	0.000	0.000	0.000		0.001	-	-			0.088	
9.200	0.000	0.000	0.000		2.85	-	-	0.000	0.000	0.000		2.86	-	-			0.000	0.000	0.000		0.002	-	-	0.000	0.000	0.000		0.001	-	-			0.092	
9.600	0.000	0.000	0.000		2.45	-	-	0.000	0.000	0.000		2.47	-	-			0.000	0.000	0.000		0.002	-	-	0.000	0.000	0.000		0.005	-	-			0.096	
10.000	0.000	0.000	0.000		2.05	-	-	0.000	0.000	0.000		2.08	-	-			0.000	0.000	0.000		0.001	-	-	0.000	0.000	0.000		0.014	-	-			0.100	
11.000	0.000	0.000	0.000		1.07	-	30	0.000	0.000	0.000		1.18	-	-			0.000	0.000	0.000		0.021	-	10	0.000	0.000	0.000		0.116	-	-			0.110	
12.000	0.000	0.000	0.000		0.322	-	47	0.000	0.000	0.000		0.526	-	16			0.000	0.000	0.000		0.271	-	-	0.000	0.000	0.000		0.457	-	-			0.120	
13.000	0.000	0.000	0.000		0.041	-	-	0.000	0.000	0.000		0.177	-	-			0.000	0.000	0.000		0.992	-	-	0.000	0.000	0.000		1.11	-	-			0.130	
14.000	0.000	0.000	0.000		0.002	-	-	0.000	0.000	0.000		0.043	-	-			0.000	0.000	0.000		1.96	-	-	0.000	0.000	0.000		1.98	-	-			0.140	
15.000	0.000	0.000	0.000		0.001	-	-	0.000	0.000	0.000		0.008	-	-			0.000	0.000	0.000		2.96	-	-	0.000	0.000	0.000		2.96	-	-			0.150	
16.000	0.000	0.000	0.000		0.002	-	-	0.000	0.000	0.000		0.001	-	-			0.000	0.000	0.000		3.96	-	-	0.000	0.000	0.000		3.96	-	-			0.160	
17.000	0.000	0.000	0.000		0.002	-	-	0.000	0.000	0.000		0.001	-	-			0.000	0.000	0.000		4.96	-	-	0.000	0.000	0.000		4.96	-	-			0.170	
18.000						-	-						-	-								-	-						-	-			0.180	
Totals:						0	77						0	16	0	0						0	10									0	0	
Number of Trades:						0							0		0							0.00									0			

Lending Products	Underlying Title	Open Interest[5]	Multilateral Transactions[1]				Bilateral Transactions[2]		Stock Borrowing through OTC (volume)[3]	
			Volume(Offered)	Average Weighted	Transactions volume	Average Weighted	Transactions Volume	Average Weighted	Transactions Volume	
ADMIEBOR	ADMIE (IPTO) HOLDING S.A. (CR)	1,000	---	---	---	---	---	---	237,364	
AEGNBOR	AEGEAN AIRLINES (CR)	---	---	---	---	---	---	---	380,580	
AETFBOR	ALPHA ETF FTSE Athex Large Cap	---	---	---	---	---	---	---	---	
ALPHABOR	ALPHA SERVICES HOLD (CR)	10,000	---	---	---	---	---	---	66,217,475	
AIABOR	ATHENS INTL AIRPORT (CR)	---	---	---	---	---	---	---	182,800	
ACAGBOR	AUSTRIACARD (CB)	---	---	---	---	---	---	---	1,000	
OTOELBOR	AUTOHELLAS SA (CR)	2,400	---	---	---	---	---	---	61,947	
AVAXBOR	AVAX S.A. (CR)	---	---	---	---	---	---	---	---	
BOCHGRBOR	BANK OF CYPRUS (CR)	---	---	---	---	---	---	---	---	
EEEBOR	CC HBC AG (CR)	17,179	---	---	---	---	---	---	77,221	
CENERBOR	CENERGY HOLDINGS (CB)	6,043	---	---	---	---	---	---	17,400	
DIMANDBOR	DIMAND (CR)	---	---	---	---	---	---	---	72,834	
ELLAKTORBOR	ELLAKTOR (CR)	7,681	---	---	---	---	---	---	89,093	
ELHABOR	ELVALHALCOR (CR)	1,687	---	---	---	---	---	---	281,676	
EUROBBOR	EUROBANK HOLDINGS (CR)	10,000	---	---	---	---	---	---	36,056,368	
EYDAPBOR	EYDAP S.A. (CR)	845	---	---	---	---	---	---	214,465	
FOYRKBOR	FOURLIS (CR)	611	---	---	---	---	---	---	16,673	
GEKTERNABOR	GEK TERNA (CR)	---	---	---	---	---	---	---	8,323	
SARBOR	GR. SARANTIS S.A. (CR)	3,508	---	---	---	---	---	---	26,411	
EXAEBOR	HELLENIC EXCHANGES-A.S.E. (CR)	---	---	---	---	---	---	---	151,086	
ELPEBOR	HELLENIQ ENERGY (CR)	---	---	---	---	---	---	---	1,307,088	
INTEKBOR	IDEAL HOLDINGS (CR)	---	---	---	---	---	---	---	19,800	
INTRKBOR	INTRACOM HOLDINGS (CR)	20,800	---	---	---	---	---	---	23,997	
INKATBOR	INTRAKAT (CR)	---	---	---	---	---	---	---	811,453	
INLOTBOR	INTRALOT (CR)	---	---	---	---	---	---	---	1,174,926	
BELABOR	JUMBO SA (CR)	14,030	---	---	---	---	---	---	196,747	
KRIBOR	KRI-KRI S.A. (CR)	---	---	---	---	15,000	5.50%	---	---	
LAMDABOR	LAMDA DEVELOPMENT SA (CR)	---	---	---	---	---	---	---	233,705	
LAVIBOR	LAVIPHARM SA (CR)	---	---	---	---	---	---	---	---	
MYTILBOR	METLEN ENERGY & METALS (CR)	1,000	---	---	---	---	---	---	185,967	
MIGBOR	MIG (CR)	541	---	---	---	---	---	---	39,913	

Stock Lending Notes

[1] - Multilateral contracts Lending or Borrowing as per Methods 8-1, 8-2 and 8-3-3 (According to ATHEX BoD Resolution No.17)

[2] - Bilateral Contracts Lending or Borrowing as per Methods 8-3-1 and 8-3-2 & Contracts as per Method 4 (According to ATHEX BoD Resolution No.20)

[3] - The information concerning OTC Stock Borrowing Transactions is based on the statements of the Dematerialised Securities System (DSS) operators involved and refers to volumes that have been registered up until the previous working day.

[4] - Average Price (Volume weighted)

[5] - The Data concerning Open Interest before the start of trading session

Lending Products	Underlying Title	Open Interest[5]	Multilateral Transactions[1]				Bilateral Transactions[2]		Stock Borrowing through OTC (volume)[3]	
			Volume(Offered)	Average Weighted	Transactions volume	Average Weighted	Transactions Volume	Average Weighted	Transactions Volume	
MOHBOR	MOTOR OIL (CR)	153	---	---	---	---	---	---	1,287,585	
ETEBOR	NATIONAL BANK (CR)	23,000	---	---	---	---	---	---	13,596,977	
OPAPBOR	OPAP (CR)	2,000	---	---	---	---	---	---	1,712,942	
OPTIMABOR	OPTIMA BANK (CR)	2,800	---	---	---	---	---	---	968,347	
HTOBOR	OTE (CR)	---	---	---	---	---	---	---	1,861,933	
PPABOR	P.P.A. S.A. (CR)	500	---	---	---	---	---	---	72,337	
TPEIRBOR	PIRAEUS FINANCIAL HOLD (CR)	---	---	---	---	---	---	---	13,774,915	
PPCBOR	PPC (CR)	4,000	---	---	---	---	---	---	1,469,484	
PROFBOR	PROFILE SA (CR)	---	---	---	---	---	---	---	10,000	
QUESTBOR	QUEST HOLDINGS (CR)	391	---	---	---	---	---	---	16,831	
OLYMPBOR	TECHNICAL OLYMPIC SA (CR)	---	---	---	---	---	---	---	---	
TENERGYBOR	TERNA ENERGY (CR)	---	---	---	---	---	---	---	493,463	
EYAPSBOR	THESSALONIKA WATER & SEWERAGE	---	---	---	---	---	---	---	---	
PLATBOR	THRACE PLASTICS SA (CR)	---	---	---	---	---	---	---	1,596	
TITCBOR	TITAN CEMENT (CB)	1,600	---	---	---	---	---	---	196,546	
VIOBOR	VIOHALCO SA/NV (CB)	744	---	---	---	---	---	---	---	

Stock Lending Notes

[1] - Multilateral contracts Lending or Borrowing as per Methods 8-1, 8-2 and 8-3-3 (According to ATHEX BoD Resolution No.17)

[2] - Bilateral Contracts Lending or Borrowing as per Methods 8-3-1 and 8-3-2 & Contracts as per Method 4 (According to ATHEX BoD Resolution No.20)

[3] - The information concerning OTC Stock Borrowing Transactions is based on the statements of the Dematerialised Securities System (DSS) operators involved and refers to volumes that have been registered up until the previous working day.

[4] - Average Price (Volume weighted)

[5] - The Data concerning Open Interest before the start of trading session

Sectors codification for listed companies

12003-	ETF	10101010	Computer Services
10101015	Software	10102030	Computer Hardware
15101010	Telecommunications Equipment	15102015	Telecommunications Services
20101010	Health Care Facilities	20101025	Health Care Services
20102010	Medical Equipment	20103015	Pharmaceuticals
30101010	Banks	30202000	Diversified Financial Services
30202010	Asset Managers & Custodians	30202015	Investment Services
30204000	Closed End Investments	30302010	Full Line Insurance
30302015	Insurance Brokers	30302025	Property and Casualty Insurance
35101010	Real Estate Holding and Development	35101015	Real Estate Services
35102000	Diversified REITs	35102030	Office REITs
35102045	Retail REITs.	40201040	Rental & Leasing Services: Consumer
40202010	Home Construction	40202015	Household Furnishings
40202020	Household Appliance	40203040	Electronic Entertainment
40204020	Clothing & Accessories	40301010	Entertainment
40301030	Publishing	40301035	Radio & TV Broadcasters
40401010	Diversified Retailers	40401020	Apparel Retailers
40401025	Home Improvement Retailers	40401030	Specialty Retailers
40501010	Airlines	40501015	Travel & Tourism
40501020	Casinos & Gambling	40501025	Hotels & Motels
45101015	Distillers & Vintners	45101020	Soft Drinks
45102010	Farming Fishing Ranching & Plantations	45102020	Food Products
45103010	Tobacco	45201010	Food Retailers & Wholesalers
45201020	Personal Products	50101010	Construction
50101020	Building Roof/Wallboard and Plumbing	50101030	Cement
50101035	Building Materials: Other	50202010	Electrical Components
50203015	Plastics	50203030	Containers & Packaging
50204000	Machinery: Industrial	50204020	Machinery: Construction & Handling
50205010	Industrial Suppliers	50205020	Back Office Support HR & Consulting
50205030	Forms & Bulk Printing Services	50206015	Commercial Vehicles & Parts
50206030	Marine Transportation	50206060	Transportation Services
55101000	Diversified Materials	55101020	Textile Products
55102000	General Mining	55102010	Iron & Steel
55102015	Metal Fabricating	55102035	Aluminum
60101020	Oil Refining and Marketing	65101010	Alternative Electricity
65101015	Conventional Electricity	65102000	Multi-Utilities
65102030	Water		



ATHEX
Athens Stock Exchange

Λεωφ. Αθηνών 110 104 42 Αθήνα
110, Athinon Ave. GR 104 42 Athens
tel. (+30)210-33.66.800, fax (+30)210-33.66.101
www.athexgroup.gr