

24

Ημερήσιο Δελτίο
Συναλλακτικής Δραστηριότητας

Daily Official List
of Trading Activity

Wednesday, 18 September, 2024

Year: 145 Trading Day No: 177



ATHEXGROUP
Athens Exchange Group

Disclaimer:

Hellenic Exchanges-Athens Stock Exchange S.A. endeavours to ensure that the data and other material ("Information") presented on the Daily Official List are accurate and complete, but it is not liable for any errors or omissions of data or /and for the accuracy, credibility, updating and completeness of the aforesaid information nor it has any liability arising directly or indirectly from the use of the above Information.

The Company is not liable for the accuracy of the data included in listed companies' announcements. Only the sender of such an announcement is fully and solely liable for any infringement of third party's rights from the content of such announcement. All contents of the Daily Official List are provided only for information purposes and do not constitute investment advice or solicitation to invest in securities or other products listed for trading on the Exchange.

You acknowledge and agree that the Company is the owner of any property rights related to any Information appearing on the Daily Official List including intellectual property rights copyright, trademarks, etc.

The above data are a property of the Hellenic Exchanges-Athens Exchange and are copyright protected. Users are forbidden to reproduce, modify, copy, sale, transmit or redistribute, by all reproduction means and methods, part or the whole of the above data, without reference to their source.

The commercial exploitation of these data is, also, forbidden by third parties. Hellenic Exchanges-Athens Exchange does not carry any responsibility, direct or indirect, derived from usage or accidental alteration of the above data when used by third parties.

Hellenic Exchanges – Athens Stock Exchange S.A.

110 Athinon Ave., 10442 Athens, Tel: (210) 33.66.800, Fax: (210) 32.13.938

www.athexgroup.gr

Thessalonica Stock Exchange Center (T.S.E.C)

16-18 Katouni Str., Thessalonica 546 25 Tel: (2310) 567.667, Fax: (2310) 530.545

Athex Members Guarantee Fund

14-16 Fidiou Str., Athens 106 78, Tel: (210) 33.04.682, Fax: (210) 33.04.155

Hellenic Republic Capital Market Commission

1 Kolokotroni Str. & 1 Stadiou Str., Athens 10562 Tel: (210) 33.77.100 Fax: (210) 33.77.173

Table of Contents

Section 1: Statistical Figures of Securities, Derivatives and Lending

Summary of Markets

Athex Indices

Analytic Figures for Athex Market's Boards and Categories

Trading Details by Athex Sectors and Financial Instruments (ETFs)

Top 10 best & worst performing Shares

Derivatives Summary

Section 2: Analytic Figures of Shares Transactions

Analytic Figures of Shares Transactions

Shares' Notes

Section 3: Figures of Securities Transactions

Securities Blocks Details

Shares Rights Details

Stock Borrowing

Forced Sales Details

Forced Sales Registered Shares

Exchange Traded Funds (ETFs) Characteristics

Section 5: Bonds traded in Fixed Income Assets Market

Convertible Corporate Bonds - Regulated Market

Non Convertible Corporate Bonds - Regulated Market

Government Bonds

Treasury Bills & Zero Coupon Government Bonds

Government Bonds Traded with the Open Outcry Method

State Banks Bonds

Section 6: Additional Infos

Athex & ATHEXClear Members List

List of Stocks under Market Making operations

Section 7: Derivatives Market Analytic Figures

Index Futures

Stock Futures

Index Options

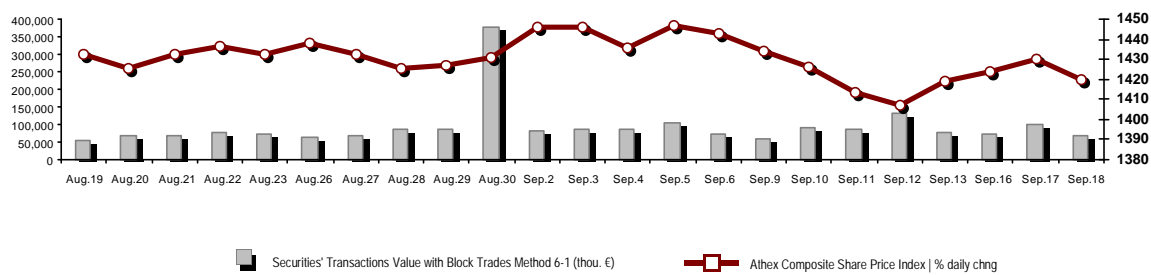
Stock Options

Stock Lending Analytic Figures

Appendix A: Sectors codification for listed companies

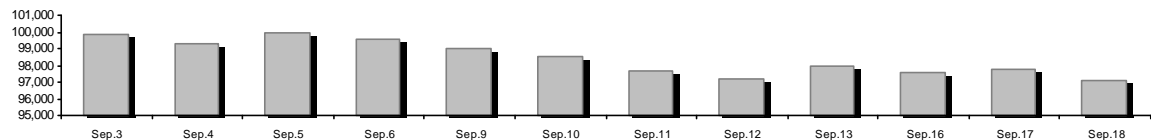
Summary of Markets

Athex Composite Share Price Index vs Shares and Derivatives Transactions Value

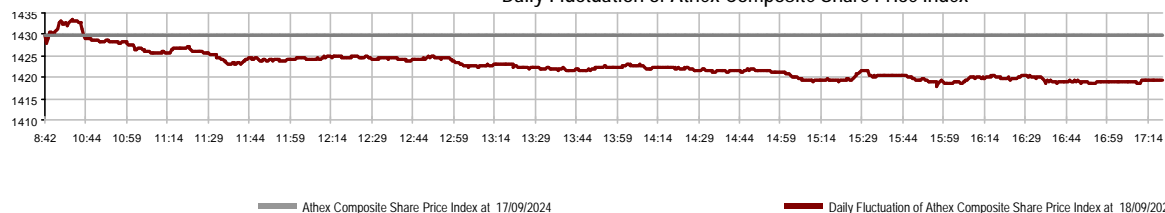


Athex Capitalisation (mill. €)**:	97,123.83	Derivatives Total Open Interest	468,013
Daily change: mill. € %	-672.15 -0.69%	in Index Futures % daily chng	5,455 -2.33%
Yearly Avg Capitalisation: mill. € % chng prev year Avg	97,733.41 21.58%	in Stock Futures % daily chng	460,567 8.53%
Athex Composite Share Price Index % daily chng	1,419.50 -0.72%	in Index Options % daily chng	1,281 4.40%
Athex Composite Share Price Index Capitalisation (mill. €)	89,909.40	in Stock Options % daily chng	710 -0.84%
Daily change (mill. €)	-610.46		
Securities' Transactions Value with Block Trades Method 6-1 (t)	68,882.96	Derivatives Contracts Volume:	242,219
Daily change: %	-29,606.90 -30.06%	Daily change: pieces %	27,397 12.75%
YtD Avg Trans. Value: thou. € % chng prev year Avg	127,022.77 15.93%	YtD Avg Derivatives Contracts % chng prev year Avg	37,445 -14.83%
Blocks Transactions Value of Method 6-1 (thou. €)	5,630.04	Derivatives Trades Number:	4,060
Blocks Transactions Value of Method 6-2 & 6-3 (thou. €)	139.92	Daily change: number %	-115 -2.75%
Bonds Transactions Value (thou.€)	3,984.33	YtD Avg Trades number % chng prev year Avg	1,891 -18.88%
Securities' Transactions Volume with Block Trades Method 6-1 (tho)	13,201.66	Lending Total Open Interest	176,920
Daily change: thou. pieces %	-11,783.38 -47.16%	Daily change: pieces %	28,574 19.26%
YtD Avg Volume: % chng prev year Avg	27,786.63 -17.35%	Lending Volume (Multilateral/Bilateral)	100
Blocks Transactions Volume of Method 6-1 (thou. Pieces)	875.76	Daily change: pieces %	-43,474
Blocks Transactions Volume of Method 6-2 & 6-3 (thou. Pieces)	25.28		
Bonds Transactions Volume	4,236,000	Multilateral Lending	100
		Bilateral Lending	0
Securities' Trades Number with Block Trades Method 6-1	25,249	Lending Trades Number:	1
Daily change: number %	-1,922 -7.07%	Daily change: %	-14
YtD Avg Trades number % chng prev year Avg	37,110 2.45%	Multilateral Lending Trades Number	1
Number of Blocks Method 6-1	6	Bilateral Lending Trades Number	0
Number of Blocks Method 6-2 & 6-3	2		
Number of Bonds Transactions	244		

Athex Capitalisation (mill. €)**



Daily Fluctuation of Athex Composite Share Price Index



Athex Indices

Index name	18/09/2024	17/09/2024	pts.	%	Min	Max	Year min	Year max	Year change
Athex Composite Share Price Index	1,419.50 €	1,429.79	-10.29	-0.72%	1,417.85	1,433.39	1,293.14	1,505.35	9.77% #
Athex Composite Index Total Return Index	2,677.70 €	2,697.10	-19.40	-0.72%	2,674.58	2,703.89	2,355.44	2,789.06	13.68% #
Athex ESG Index	1,614.86 €	1,627.47	-12.61	-0.77%	1,613.22	1,632.09	1,471.77	1,722.97	9.72% #
ATHEX Alternative Market Price Index	13,897.24 €	14,063.19	-165.95	-1.18%	13,849.21	14,063.19	9,352.11	15,217.49	48.60% #
FTSE/Athex Large Cap	3,439.32 €	3,466.04	-26.72	-0.77%	3,435.87	3,475.59	3,122.79	3,665.50	10.14% #
FTSE/Athex Mid Cap Index	2,305.57 €	2,316.94	-11.37	-0.49%	2,302.85	2,317.96	2,054.77	2,459.55	2.43% #
FTSE/ATHEX High Dividend Yield Index	3,861.35 €	3,883.42	-22.07	-0.57%	3,853.42	3,885.91	3,629.54	4,217.66	2.39% #
FTSE/Athex Market Index	821.42 €	827.89	-6.47	-0.78%	820.54	830.36	746.82	875.18	9.99% #
FTSE/Athex Banks	1,219.19 €	1,230.31	-11.12	-0.90%	1,219.19	1,233.63	1,057.67	1,354.57	14.84% #
FTSE/ATHEX TECHNOLOGY & TELECOMMUNICAT	5,596.85 #	5,594.50	2.35	0.04%	5,572.67	5,609.11	4,915.95	5,705.00	10.34% #
FTSE/ATHEX FINANCIAL SERVICES	5,725.52 €	5,777.17	-51.65	-0.89%	5,725.52	5,792.58	4,996.31	6,357.41	14.19% #
FTSE/ATHEX REAL ESTATE	4,901.91 €	4,914.38	-12.47	-0.25%	4,885.02	4,937.37	4,507.00	5,120.52	-1.18% €
FTSE/ATHEX CONSUMER DISCRETIONARY	5,030.83 €	5,052.62	-21.79	-0.43%	5,017.52	5,065.96	4,663.68	5,557.48	0.30% #
FTSE/ATHEX CONSUMER STAPLES	6,494.88 €	6,537.24	-42.36	-0.65%	6,467.87	6,603.52	5,069.68	6,604.22	27.64% #
FTSE/ATHEX INDUSTRIALS	6,458.11 €	6,507.41	-49.30	-0.76%	6,439.62	6,519.93	5,044.08	6,621.39	27.09% #
FTSE/ATHEX BASIC MATERIALS	4,754.52 €	4,793.07	-38.55	-0.80%	4,739.28	4,816.77	4,369.10	5,876.05	-2.36% €
FTSE/ATHEX ENERGY & UTILITIES	4,804.95 €	4,852.36	-47.41	-0.98%	4,799.27	4,858.35	4,536.38	5,474.06	-3.66% €
Athex All Share Index	329.11 €	331.39	-2.28	-0.69%	329.11	329.11	304.60	347.29	8.98% #
Hellenic Mid & Small Cap Index	2,036.46 €	2,049.95	-13.49	-0.66%	2,033.10	2,054.63	1,881.89	2,157.15	5.57% #
FTSE/Athex Large Cap Total Return	5,900.43 €	5,946.27	-45.84	-0.77%			5,201.70	6,187.73	14.19% #
FTSE/Athex Mid Cap Total Return	3,157.19 €	3,172.76	-15.57	-0.49%			2,872.41	3,302.69	4.16% #
MSCI GREECE REBASED	5,334.02 €	5,376.99	-42.97	-0.80%	5,334.02	5,389.54	4,964.20	5,837.84	7.01% #
Hellenic Corporate Bond Index	135.95 #	135.92	0.04	0.03%			129.54	135.95	4.87% #
Hellenic Corporate Bond Price Index	92.80 #	92.79	0.02	0.02%			90.52	92.80	2.38% #

Note 1: FTSE/Med 100, Hellenic Corporate Bond Price Index and Hellenic Corporate Bond Index closing prices refer to the previous trading day of 16/09/2024.

Note 2: The Hellenic Mid & Small Cap Index is a Customized index calculated by the Athens Exchange.

Analytic Figures for Athex Market's Boards and Categories

	Total Traded Securities	Main Market	Surveillance	Exchange Traded Funds (ETFs)
Totals	115	109	5	1
Gain / Lose / Same:	24 / 65 / 26	23 / 63 / 23	1 / 1 / 3	0 / 1 / 0
Athex Capitalisation (mill. €) **	97,123.83	97,062.01	61.82	
Daily Average Trans/ons Value(thou.€)	127,022.77	126,925.00	29.81	240.41
Transactions Value	69,022.88	68,891.71	19.95	111.22
Main Board:	63,192.23	63,061.06	19.95	111.22
Blocks Board 6_2_3:	5,769.96	5,769.96	0.00	0.00
Forced Sales Board:	60.69	60.69	0.00	0.00
Special Terms Board:	0.00	0.00	0.00	0.00
Daily Average Transactions Volume	27,786,631	27,667,148	134,220	6,948
Transactions Volume	13,226,937	13,117,710	105,993	3,234
Main Board:	12,294,869	12,185,642	105,993	3,234
Blocks Board 6_2_3:	901,038	901,038	0	0
Forced Sales Board:	31,030	31,030	0	0
Special Terms Board:	0	0	0	0
Daily Average Number of Trades	37,110	37,008	57	46
Number of Trades	25,251	25,187	45	19
Main Board:	25,239	25,175	45	19
Blocks Board 6_2_3:	8	8	0	0
Forced Sales Board:	4	4	0	0
Special Terms Board:	0	0	0	0

Trading Details by Athex Sectors and Financial Instruments (ETFs)

Code	Sectors	Gain / Lose / Same	Number of Trades	Transactions Volume	Transactions Value	% of Total Trans. Value
3010	- Banks	1 / 5 / 1	7,741	7,990,906	22,474,303.96	32.56%
5510	- Basic Resources	2 / 5 / 3	680	220,982	901,679.78	1.31%
5010	- Construction & Materials	3 / 9 / 3	2,042	707,650	3,732,498.74	5.41%
4020	- Consumer Products & Services	1 / 2 / 2	232	54,282	116,031.29	0.17%
6010	- Energy	1 / 3 / 0	2,823	550,935	9,223,797.14	13.36%
12000	- Financial Instruments	0 / 1 / 0	19	3,234	111,223.40	0.16%
3020	- Financial Services	0 / 4 / 1	189	23,781	109,381.99	0.16%
4510	- Food Beverage & Tobacco	2 / 3 / 3	216	46,827	616,082.39	0.89%
2010	- Health Care	1 / 1 / 1	69	29,498	25,153.79	0.04%
5020	- Industrial Goods & Services	2 / 8 / 3	1,615	387,992	2,198,865.07	3.19%
3030	- Insurance	1 / 0 / 0	32	3,866	18,708.61	0.03%
4030	- Media	0 / 0 / 1	2	1,000	455.00	0.00%
4520	- Personal Care, Drug & Grocery Stores	0 / 2 / 0	396	32,871	292,654.08	0.42%
3510	- Real Estate	1 / 7 / 3	1,108	317,583	1,333,018.85	1.93%
4040	- Retail	2 / 2 / 3	1,045	126,092	1,868,008.51	2.71%
1010	- Technology	3 / 6 / 0	694	166,782	736,121.68	1.07%
1510	- Telecommunications	1 / 1 / 0	1,135	448,991	6,781,229.58	9.82%
4050	- Travel & Leisure	1 / 3 / 1	1,988	949,906	3,989,070.31	5.78%
6510	- Utilities	2 / 3 / 1	3,225	1,163,759	14,494,599.71	21.00%

Top 10 best & worst performing Shares

Main Market

With positive Price change	Closing price	change	With negative Price change	Closing price	change
PROFILE SA (CR)	5.21	1.76% #	ATTICA BANK S.A. (CR)	4.58	-17.03% €
INTERLIFE G.C.I.(CR)	4.87	1.67% #	BIOKARPET S.A.(CR)	1.87	-3.11% €
KRI-KRI S.A. (CR)	13.4	1.13% #	DOMIKI KRITIS SA (CR)	3.21	-2.73% €
IDEAL HOLDINGS (CR)	5.93	1.02% #	INTRAKAT (CR)	4.85	-2.41% €
FOURLIS (CR)	4	0.63% #	GEN. COMMERCIAL & IND.SA (CR)	1.31	-1.87% €
CENERGY HOLDINGS (CB)	9.89	0.61% #	INTRACOM HOLDINGS (CR)	2.98	-1.81% €
TERNA ENERGY (CR)	19.5	0.41% #	INTRALOT (CR)	1.13	-1.74% €
AUTOHELLAS SA (CR)	11.2	0.36% #	PIRAEUS FINANCIAL HOLD (CR)	3.793	-1.74% €
OTE (CR)	15.15	0.33% #	NATIONAL BANK (CR)	7.334	-1.69% €
OPAP (CR)	15.9	0.32% #	METLEN ENERGY & METALS (CR)	33.22	-1.66% €
With the highest Transactions Value	Value (thou. €)	change	With the highest Transactions Volume	Volume	change
MOTOR OIL (CR)	8,120.61	-1.39% €	ALPHA SERVICES HOLD (CR)	3,583,368	-0.19% €
NATIONAL BANK (CR)	7,219.70	-1.69% €	EUROBANK HOLDINGS (CR)	2,007,536	0.08% #
OTE (CR)	6,772.37	0.33% #	PIRAEUS FINANCIAL HOLD (CR)	1,324,655	-1.74% €
TERNA ENERGY (CR)	6,495.76	0.41% #	NATIONAL BANK (CR)	978,023	-1.69% €
ALPHA SERVICES HOLD (CR)	5,621.80	-0.19% €	INTRALOT (CR)	735,245	-1.74% €
PIRAEUS FINANCIAL HOLD (CR)	5,067.62	-1.74% €	OTE (CR)	447,580	0.33% #
EUROBANK HOLDINGS (CR)	3,944.86	0.08% #	ADMIE (IPTO) HOLDING S.A. (CR)	422,055	-0.44% €
METLEN ENERGY & METALS (CR)	3,944.46	-1.66% €	MOTOR OIL (CR)	381,352	-1.39% €
PPC (CR)	2,937.13	-0.62% €	TERNA ENERGY (CR)	333,868	0.41% #
OPAP (CR)	2,676.70	0.32% #	PPC (CR)	259,053	-0.62% €

Note: Stocks that are not included in the "Under Supervision" category, and the transactions value is more than 10,000 €.

Derivatives Summary

	Number of Trades	Volume	Open Interest
Index Futures	198	2,416	5,455
FTSE/Athex Banks	3	250	1,372
FTSE/Athex Large Cap	195	2,166	4,060
MSCI GREECE REBASED	0	0	23
Stock Futures	3,853	239,717	460,567
ADMIE (IPTO) HOLDING S.A. (CR)	90	14,334	22,930
AEGEAN AIRLINES (CR)	66	903	3,680
ALPHA SERVICES HOLD (CR)	411	111,466	190,124
ATHENS INTL AIRPORT (CR)	16	141	1,119
AUTOHELLAS SA (CR)	6	16	194
AVAX S.A. (CR)	44	198	694
CC HBC AG (CR)	11	35	177
CENERGY HOLDINGS (CB)	79	948	4,092
ELLAKTOR (CR)	103	1,805	3,214
ELVALHALCOR (CR)	109	2,611	4,319
EUROBANK HOLDINGS (CR)	126	6,935	21,291
EYDAP S.A. (CR)	46	412	7,172
FOURLIS (CR)	39	382	950
GEK TERNA (CR)	251	5,610	11,666
HELLENIC EXCHANGES-A.S.E. (CR)	62	836	3,840
HELLENIQ ENERGY (CR)	144	1,713	6,429
INTRACOM HOLDINGS (CR)	106	4,473	7,641
INTRAKAT (CR)	53	1,849	2,415
JUMBO SA (CR)	21	103	359
LAMDA DEVELOPMENT SA (CR)	97	1,700	8,286
METLEN ENERGY & METALS (CR)	211	2,799	4,277
MIG (CR)	8	30	130
MOTOR OIL (CR)	261	2,888	5,935
NATIONAL BANK (CR)	203	11,653	19,177
OPAP (CR)	59	367	1,161
OPTIMA BANK (CR)	0	0	96
OTE (CR)	167	3,917	3,423
P.P.A. S.A. (CR)	6	30	70
PIRAEUS FINANCIAL HOLD (CR)	592	46,026	70,641
PPC (CR)	246	6,099	27,141
QUEST HOLDINGS (CR)	2	2	155
TERNA ENERGY (CR)	105	7,914	22,941
TITAN CEMENT (CB)	8	107	475
VIOHALCO SA/NV (CB)	105	1,415	4,353
Index Options	9	86	1,281
FTSE/Athex Large Cap	9	86	1,281
Stock Options	0	0	710
ALPHA SERVICES HOLD (CR)	0	0	0
NATIONAL BANK (CR)	0	0	314
OPAP (CR)	0	0	151
OTE (CR)	0	0	81
PIRAEUS FINANCIAL HOLD (CR)	0	0	4
PPC (CR)	0	0	160
Total Derivatives Traded	4,060	242,219	468,013

Shares' Notes

Code	Note text
()	- Adjusted dividends.
*	- Last adjusted closing price.
[1]	- Net dividends.
[2]	- The "Date of Last Coupon" for New listings refers to the date company's stocks started to trade in Athex
[3]	- The Company Market Value is referred to the number of outstanding shares
[4]	- Sectors codification can be found in Appendix A
[5]	- The Market Value refers to the total number of shares listed (including their several classes) in the exchange by the company.
[6]	- P/E greater than 100
[7]	- Last view of the Order Book before the end of the trading session
[8]	- All Blocks Methods' Transactions Value are included.
4750	- Transfer to the Under Surveillance Category from 8/4/2011.
5093	- Transfer to the Surveillance Category as of 8/4/2015.
5141	- Transfer to the Surveillance Category as of 10/05/2017.
5160	- Transfer to the Surveillance Category as of 15/04/2016.
5165	- Transfer to the Surveillance Category as of 15/02/2018.
5193	- Transfer to the Surveillance Category as of 25/10/2018.
5197	- Transfer to the Surveillance Category as of 07/11/2018.
5232	- Transfer to the Under Surveillance Category from 08/04/2011.
5233	- Suspension of trading as of 13/05/2020.
5248	- Transfer to the Surveillance Category as of 06/09/20116.
5253	- Transfer to the Surveillance Category as of 14/5/2021.
5275	- Transfer to the Surveillance Category as of 09/07/2020.

Securities Blocks Details

Securities	Block Volume	Price	Block Trade Value	Time of approval	Note
VIOHALCO SA/NV (CB)	23,400	5.53	129,511.98	10:31:17	14
ALPHA SERVICES HOLD (CR)	200,000	1.57	314,000.00	11:09:10	20
VIOHALCO SA/NV (CB)	1,878	5.54	10,408.06	11:17:48	14
ALPHA SERVICES HOLD (CR)	200,000	1.57	313,300.00	13:23:45	20
ADMIE (IPTO) HOLDING S.A. (CR)	100,000	2.26	226,000.00	13:53:23	20
NATIONAL BANK (CR)	145,760	7.40	1,078,040.96	15:28:01	20
TERNA ENERGY (CR)	50,000	19.47	973,500.00	16:05:09	20
OTE (CR)	180,000	15.14	2,725,200.00	16:41:09	20

Blocks Notes

- 9 - Method 6-1 / Special Fees
- 10 - Method 6-1 / Special Fees, SDS
- 14 - Method 6-3 / Settlement, Incomplete Buy and Sell
- 18 - Method 6-2 / SPOT 1
- 19 - Method 6-2 / SPOT 2
- 20 - Method 6-1 and Method 6-1 Same Day Settlement
- 21 - Other Pre-agreed

Shares Rights Details

Occurred date	Exercise from	Exercise until	Trading until	Rights	Price min	Price max	Closing price	Last Bid	Last Ask	Volume	Trades	Transactions Value
---------------	---------------	----------------	---------------	--------	-----------	-----------	---------------	----------	----------	--------	--------	--------------------

No Rights Transactions.

Forced Sales Details

Securities	Category of Security	Transactions Volume	Number of Trades	Transactions Value	Note
ELLAKTOR (CR)	Stocks	31,030	4	60,694.68	1

Forced Sales Notes

- 1 - Compulsory Public Forced Sales
- 2 - Forced Sales of Fixed Registered Shares
- 3 - Forced Sales of Remaining Fractional Shares

Exchange Traded Funds (ETFs) Characteristics

	Transactions Date (T)	Creation / Redemption	Units (T-1)	New Units (T-1)	Redemption Units (T-1)	Units (T) [1]	Fund Assets [2]	Net Unit Price	Dividend per Unit	Dividend Date
ALPHA ETF FTSE Athex Large Cap	18/09/2024	5,000	971,502	---	---	971,502	33,619,260.00	34.6054	1.35	01/07/2024

ETFs Notes

[1] - Units (T) = Units (T-1) + New Units (T-1) - Redemption Units (T-1)

[2] - The Creation / Redemption Units of T-1 are included.

Non Convertible Corporate Bonds - Regulated Market

Num Listed Bonds	Nominal price	Issue price	Today's Rate	Exp. Date	Duration (years)	Note	Coupon		Trading Unit	Corporate Bonds	Accrued Int.	Yield.T.Mat	Price min	Price max	Closing price	Previous closing price/date	Volume	Transactions Value	Last order		ear min	Year max		
							Common	Preferred											Price	Buy / Sell			Date	
300,000	1,000.00	1,000.00	2.30	20/07/2028	7	---	7	---	1	PRODEA REIC S.A.(Non Convertible)	3.8333	4.3940	91.5200	92.0000	91.9615	91.8510	17/09/2024	2,796,000	2,577,432.20	91.6500	B	18/09/2024	86.1234	92.4700
320,000	1,000.00	1,000.00	3.40	21/07/2027	7	---	9	---	1	LAMDA DEVELOPMENT S.A. (Non Convertible)	5.6667	3.8160	97.1000	97.8200	97.5000	97.7450	17/09/2024	340,000	333,664.67	96.8300	B	18/09/2024	92.0000	98.4998
200,000	1,000.00	1,000.00	2.10	27/10/2027	7	---	8	---	1	O.P.A.P. S.A. (Non Convertible)	8.4000	3.6180	94.8600	95.0004	94.8600	95.3970	17/09/2024	69,000	66,086.81	94.8600	B	18/09/2024	90.5800	96.6000
200,000	1,000.00	1,000.00	1.90	23/03/2028	7	---	7	---	1	MOTOR OIL CORINTH REFINERIES SA (Non Convertible)	9.3944	3.6090	93.5000	94.0000	93.8409	94.0000	17/09/2024	72,000	68,263.89	93.5101	B	18/09/2024	90.8477	94.5000
100,000	1,000.00	1,000.00	2.95	11/02/2027	5	---	6	---	1	SAFE BULKERS PARTICIPATIONS PLC (Non Convertible)	3.1958	3.8850	97.2499	97.2499	97.2499	97.0000	17/09/2024	1,000	975.69	96.6001	B	18/09/2024	92.0000	97.9900
230,000	1,000.00	1,000.00	4.70	12/07/2029	7	---	5	---	1	LAMDA DEVELOPMENT S.A. (Non convertible)	9.1389	3.9790	101.0000	101.5000	101.2500	101.2000	17/09/2024	24,000	24,505.73	101.0000	B	18/09/2024	97.0000	103.1000
100,000	1,000.00	1,000.00	4.40	26/07/2029	7	---	5	---	1	CPLP SHIPPING HOLDINGS PLC (Non Convertible)	6.8444	4.2330	99.0220	99.0401	99.0266	99.5500	17/09/2024	4,000	3,988.44	99.0500	B	18/09/2024	95.0948	100.5000
199,375	1,000.00	1,000.00	3.60	12/03/2026	7	---	12	---	1	AEGEAN AIRLINES S.A. (Non Convertible)	0.8000	3.3560	98.8500	99.4000	99.3821	98.6280	17/09/2024	80,000	79,489.90	98.8500	B	18/09/2024	97.1458	99.7000
150,000	1,000.00	1,000.00	2.60	22/10/2026	7	---	10	---	1	TERNA ENERGY FINANCE S.A. (Non Convertible)	10.9056	3.5820	96.5000	97.3000	97.1492	96.9000	17/09/2024	192,000	188,620.36	97.3000	B	18/09/2024	92.8293	97.9000
500,000	1,000.00	1,000.00	2.75	03/07/2027	7	---	9	---	1	GEK TERNA S.A. (Non Convertible)	6.0347	3.5840	95.6000	96.7800	96.7767	95.7690	17/09/2024	81,000	78,346.29	95.7000	B	18/09/2024	91.5500	96.9900
100,000	1,000.00	1,000.00	2.70	25/05/2026	5	---	7	---	1	COSTAMARE PARTICIPATIONS PLC (Non Convertible)	8.7000	4.0390	97.2000	97.4500	97.2775	97.8000	17/09/2024	20,000	19,629.50	97.4500	B	18/09/2024	94.2567	99.2686
120,000	1,000.00	1,000.00	3.95	04/04/2025	7	---	13	---	1	GEK TERNA S.A. (Non Convertible)	18.5431	3.2850	99.9000	99.9500	99.9000	99.9900	17/09/2024	33,000	33,593.92	99.6050	B	18/09/2024	98.1282	100.1000
150,000	1,000.00	1,000.00	2.65	22/10/2026	5	---	6	---	1	CPLP SHIPPING HOLDINGS PLC (Non Convertible)	11.1153	4.2200	96.1100	96.3000	96.3000	96.1010	17/09/2024	5,000	4,866.85	96.1200	B	18/09/2024	93.0000	97.0000
250,000	1,000.00	1,000.00	2.45	16/11/2028	7	---	6	---	1	ELVALHALCOR S.A. (Non Convertible)	8.6431	4.0070	92.7000	96.0000	93.3578	93.0000	17/09/2024	180,000	170,318.26	93.5001	B	18/09/2024	88.4206	97.3000
120,000	1,000.00	1,000.00	2.65	06/12/2028	7	---	6	---	1	NOVAL PROPERTY REIC (Non Convertible)	7.8028	4.1010	93.1201	93.8000	93.6006	93.6000	17/09/2024	31,000	29,258.09	93.6000	B	18/09/2024	88.5000	95.2731
300,000	1,000.00	1,000.00	2.30	14/12/2028	7	---	6	---	1	GEK TERNA S.A. (Non Convertible)	6.2611	4.6100	90.4000	90.7999	90.6447	90.6300	17/09/2024	55,000	50,156.32	90.5500	B	18/09/2024	86.5021	92.7400
100,000	1,000.00	1,000.00	2.80	25/01/2027	5	---	6	---	1	PREMIA S.A. (Non Convertible)	4.4333	5.0060	94.3100	94.7801	94.4953	94.7640	16/09/2024	34,000	32,279.15	94.7114	B	18/09/2024	90.9974	97.8048
500,000	1,000.00	1,000.00	4.00	10/07/2030	7	---	3	---	1	METLEN ENERGY & METALS S.A. (Non Convertible)	8.0000	3.5260	101.2000	101.4800	101.4800	101.3600	17/09/2024	108,000	110,363.70	101.2101	B	18/09/2024	98.3001	101.6600

Corporate Bonds Notes

Transactions Volume = (Pieces) * (Nominal Price). Transactions Value = (Pieces) * (Nominal Price) * (price %) + (Accrued interest).

The price of a Bond is stated as a percentage (%) of Bond's Nominal Price.

Nominal Price in Euros (€), except if it is noted differently.

Non Convertible Corporate Bonds - Regulated Market

Num Listed Bonds	Nominal price	Issue price	Today's Rate	Exp. Date	Duration (years)	Note	Coupon		Trading Unit	Corporate Bonds	Accrued Int.	Yield.T.Mat	Price min	Price max	Closing price	Previous closing price/date	Volume	Transactions Value	Last order			ear min	Year max	
							Common	Preferred											Price	Buy / Sell	Date			
100,000	1,000.00	1,000.00	5.50	15/12/2028	5	---	2	---	1	IDEAL HOLDINGS S.A. (Non Convertible)	14.5139	4.4650	103.0000	103.1000	103.0500	103.2000	17/09/2024	7,000	7,315.60	102.8500	B	18/09/2024	100.6502	104.1000
200,000	1,000.00	1,000.00	4.25	23/01/2029	5	---	2	---	1	AUTOHELLAS S.A. (Non Convertible)	6.9653	3.9320	98.7110	100.7800	100.7800	100.3880	17/09/2024	71,000	71,439.78	100.2500	B	18/09/2024	97.5000	101.0000
130,000	1,000.00	1,000.00	6.00	27/02/2029	5	---	2	---	1	INTRALOT S.A. (Non Convertible)	4.0000	5.1680	101.0101	102.4200	102.4000	102.4000	17/09/2024	33,000	33,733.63	101.2707	B	18/09/2024	100.0050	103.1000

Corporate Bonds Notes

Transactions Volume = (Pieces) * (Nominal Price). Transactions Value = (Pieces) * (Nominal Price) * (price %) + (Accrued interest).

The price of a Bond is stated as a percentage (%) of Bond's Nominal Price.

Nominal Price in Euros (€), except if it is noted differently.

Government Bonds

Number Listed Bonds	Nominal price	Today's Rate	Accrued Interest Calc	Exp. Date [1]	Duration (years)	Note	Coupons Date	Curr. coupon value	Trading Unit	Government Bonds	Price min	Price max	Closing price	Previous closing price/date	Volume	Transactions Value	Price	Last order Buy / Sell	Date
3,000,000	1,000.00	4.13	Actual/Actual	15/06/2054	30	---	15/06	4.13	1	GGB-FXD-150654-30Y-4.125-1.000	---	---	---	---	---	---	---	---	---
4,700,000	1,000.00	1.88	Actual/Actual	04/02/2035	15	---	04/02	1.88	1	GGB-FXD-040235-15Y-1.875-1.000	---	---	---	---	---	---	---	---	---
6,000,000	1,000.00	0.75	Actual/Actual	18/06/2031	10	---	18/06	0.75	1	GGB-FXD-180631-10Y-0.750-1.000	---	---	---	---	---	---	---	---	---
3,600,000	1,000.00	3.88	Actual/Actual	15/06/2028	5	---	15/06	3.88	1	GGB-FXD-150628-05Y-3.875-1.000	---	---	---	---	---	---	---	---	---
5,962,747,327	1.00	3.75	Actual/Actual	30/01/2028	10	---	/02 - 01/02 - 31/	3.75	1	GGB-FXD-300128-10Y-3.750-1.00	---	---	---	85.4610 13/07/2018	---	---	1.0000	B	28/11/2018
7,067,309,386	1.00	3.90	Actual/Actual	30/01/2033	15	---	/02 - 01/02 - 31/	3.90	1	GGB-FXD-300133-15Y-3.900-1.00	---	---	---	78.6730 13/07/2018	---	---	1.0000	B	28/11/2018
5,622,848,349	1.00	4.00	Actual/Actual	30/01/2037	19	---	/02 - 01/02 - 31/	4.00	1	GGB-FXD-300137-19Y-4.000-1.00	---	---	---	77.0370 13/07/2018	---	---	1.0000	B	28/11/2018
5,476,770,669	1.00	4.20	Actual/Actual	30/01/2042	24	---	/02 - 01/02 - 31/	4.20	1	GGB-FXD-300142-24Y-4.200-1.00	---	---	---	77.7640 13/07/2018	---	---	1.0000	B	28/11/2018
4,450,000	1,000.00	3.38	Actual/Actual	15/06/2034	10	---	15/06	3.38	1	GGB-FXD-150634-10Y-3.375-1.000	---	---	---	---	---	---	---	---	---
40,248,141	1.00	4.30	Actual/Actual	24/02/2025	13	---	24/02	4.30	1	GGB-FXD-240225-13Y-2.000-1.00	---	---	---	10.0000 22/06/2015	---	---	---	---	---
59,586,043	1.00	4.30	Actual/Actual	24/02/2026	14	---	24/02	4.30	1	GGB-FXD-240226-14Y-2.000-1.00	---	---	---	10.0000 22/06/2015	---	---	---	---	---
41,118,344	1.00	4.30	Actual/Actual	24/02/2027	15	---	24/02	4.30	1	GGB-FXD-240227-15Y-2.000-1.00	---	---	---	10.0000 22/06/2015	---	---	---	---	---
45,137,734	1.00	4.30	Actual/Actual	24/02/2028	16	---	24/02	4.30	1	GGB-FXD-240228-16Y-2.000-1.00	---	---	---	10.0000 22/06/2015	---	---	---	---	---
61,768,888	1.00	4.30	Actual/Actual	24/02/2029	17	---	24/02	4.30	1	GGB-FXD-240229-17Y-2.000-1.00	---	---	---	10.0000 22/06/2015	---	---	---	---	---
54,567,744	1.00	4.30	Actual/Actual	24/02/2030	18	---	24/02	4.30	1	GGB-FXD-240230-18Y-2.000-1.00	---	---	---	10.0000 22/06/2015	---	---	---	---	---
37,541,515	1.00	4.30	Actual/Actual	24/02/2031	19	---	24/02	4.30	1	GGB-FXD-240231-19Y-2.000-1.00	---	---	---	10.0000 22/06/2015	---	---	---	---	---
37,558,317	1.00	4.30	Actual/Actual	24/02/2032	20	---	24/02	4.30	1	GGB-FXD-240232-20Y-2.000-1.00	---	---	---	10.0000 22/06/2015	---	---	---	---	---
37,473,732	1.00	4.30	Actual/Actual	24/02/2033	21	---	24/02	4.30	1	GGB-FXD-240233-21Y-2.000-1.00	---	---	---	10.0000 22/06/2015	---	---	---	---	---
33,888,293	1.00	4.30	Actual/Actual	24/02/2034	22	---	24/02	4.30	1	GGB-FXD-240234-22Y-2.000-1.00	---	---	---	10.0000 22/06/2015	---	---	---	---	---
35,177,800	1.00	4.30	Actual/Actual	24/02/2035	23	---	24/02	4.30	1	GGB-FXD-240235-23Y-2.000-1.00	---	---	---	10.0000 22/06/2015	---	---	---	---	---
35,547,268	1.00	4.30	Actual/Actual	24/02/2036	24	---	24/02	4.30	1	GGB-FXD-240236-24Y-2.000-1.00	---	---	---	10.0000 22/06/2015	---	---	---	---	---
40,246,306	1.00	4.30	Actual/Actual	24/02/2037	25	---	24/02	4.30	1	GGB-FXD-240237-25Y-2.000-1.00	---	---	---	10.0000 22/06/2015	---	---	---	---	---
37,643,952	1.00	4.30	Actual/Actual	24/02/2038	26	---	24/02	4.30	1	GGB-FXD-240238-26Y-2.000-1.00	---	---	---	10.0000 22/06/2015	---	---	---	---	---
36,977,100	1.00	4.30	Actual/Actual	24/02/2039	27	---	24/02	4.30	1	GGB-FXD-240239-27Y-2.000-1.00	---	---	---	10.0000 22/06/2015	---	---	---	---	---
41,615,000	1.00	4.30	Actual/Actual	24/02/2040	28	---	24/02	4.30	1	GGB-FXD-240240-28Y-2.000-1.00	---	---	---	10.0000 22/06/2015	---	---	---	---	---
42,227,208	1.00	4.30	Actual/Actual	24/02/2041	29	---	24/02	4.30	1	GGB-FXD-240241-29Y-2.000-1.00	---	---	---	10.0000 22/06/2015	---	---	---	---	---
68,288,487	1.00	4.30	Actual/Actual	24/02/2042	30	---	24/02	4.30	1	GGB-FXD-240242-30Y-2.000-1.00	---	---	---	10.0000 22/06/2015	---	---	---	---	---
4,250,000	1,000.00	3.88	Actual/Actual	12/03/2029	10	---	12/03	3.88	1	GGB-FXD-120329-10Y-3.875-1.000	---	---	---	---	---	---	100.0000	B	15/10/2019
4,500,000	1,000.00	0.00	Actual/Actual	12/02/2026	5	---	12/02	0.00	1	GGB-FXD-120226-05Y-0.000-1.000	---	---	---	---	---	---	---	---	---
2,209,163	1,000.00	3.38	Actual/Actual	15/02/2025	7	---	15/02	3.38	1	GGB-FXD-150225-07Y-3.375-1.000	---	---	---	---	---	---	---	---	---
964,000	1,000.00	3.25	Actual/Actual	20/03/2025	6	---	20/03	3.25	1	GGB-FXD-200325-06Y-3.250-1.000	---	---	---	---	---	---	---	---	---
2,100,000	1,000.00	3.55	Actual/Actual	20/03/2026	7	---	20/03	3.55	1	GGB-FXD-200326-07Y-3.550-1.000	---	---	---	---	---	---	---	---	---
5,500,000	1,000.00	1.50	Actual/Actual	18/06/2030	10	---	18/06	1.50	1	GGB-FXD-180630-10Y-1.500-1.000	---	---	---	---	---	---	---	---	---
3,500,000	1,000.00	4.38	Actual/Actual	18/07/2038	15	---	18/07	4.38	1	GGB-FXD-180738-15Y-4.375-1.000	---	---	---	---	---	---	---	---	---

Government Bonds Notes

Transactions Volume = (Pieces) * (Nominal Price). Transactions Value = (Pieces) * (Nominal Price) * (price %) + (Accrued interest).

The Value of current coupon for the issues with NV 0.01 euro refers to NV 100 euros

FLR: Floating Interest Rate.

[1] - The Expiration Date of the interest bearing period and the Date for coupon payment.

Government Bonds

Number Listed Bonds	Nominal price	Today's Rate	Accrued Interest Calc	Exp. Date [1]	Duration (years)	Note	Coupons Date	Curr. coupon value	Trading Unit	Government Bonds	Price min	Price max	Closing price	Previous closing price/date	Volume	Transactions Value	Price	Last order Buy / Sell	Date
5,364,250	1,000.00	3.25	Actual/Actual	20/03/2050	30	---	20/03	3.25	1	GGB-FXD-200350-30Y-3.250-1.000	---	---	---	---	---	---	---	---	---
3,924,361	1,000.00	2.00	Actual/Actual	22/04/2027	7	---	22/04	2.00	1	GGB-FXD-220427-07Y-2.000-1.000	---	---	---	---	---	---	99.9000	B	22/04/2020
2,500,000	1,000.00	1.88	Actual/Actual	23/07/2026	7	---	23/07	1.88	1	GGB-FXD-230726-07Y-1.875-1.000	---	---	---	---	---	---	---	---	---
4,900,000	1,000.00	4.25	Actual/Actual	15/06/2033	10	---	15/06	4.25	1	GGB-FXD-150633-10Y-4.250-1.000	---	---	---	---	---	---	---	---	---
3,500,000	1,000.00	1.88	Actual/Actual	24/01/2052	30	---	24/01	1.88	1	GGB-FXD-240152-30Y-1.875-1.000	---	---	---	---	---	---	---	---	---
3,700,000	1,000.00	1.75	Actual/Actual	18/06/2032	10	---	18/06	1.75	1	GGB-FXD-180632-10Y-1.750-1.000	---	---	---	---	---	---	---	---	---
2,200,000	1,000.00	1.13	FLR Actual/360	15/12/2027	5	---	- 15/12 - 15/03 -	---	1	GGB-FLT-151227-05Y-1.130-1.000	---	---	---	---	---	---	102.1600	B	30/12/2022

Government Bonds Notes

Transactions Volume = (Pieces) * (Nominal Price). Transactions Value = (Pieces) * (Nominal Price) * (price %) + (Accrued interest).

The Value of current coupon for the issues with NV 0.01 euro refers to NV 100 euros

FLR: Floating Interest Rate.

[1] - The Expiration Date of the interest bearing period and the Date for coupon payment.

Treasury Bills & Zero Coupon Government Bonds

Issue Date	13-Week Maturity									26-Week Maturity									52-Week Maturity								
	Exp. Date	Initial Rate	Num Listed Bonds	Nominal price	Issue price	Last Trade Price	Last Trade Date	Volume Traded	Note	Exp. Date	Initial Rate	Num Listed Bonds	Nominal price	Issue price	Last Trade Price	Last Trade Date	Volume Traded	Note	Exp. Date	Initial Rate	Num Listed Bonds	Nominal price	Issue price	Last Trade Price	Last Trade Date	Volume Traded	Note
08/12/2023	---	---	---	---	---	---	---	---	---	---	---	---	---	---	---	---	---	---	06/12/2024	3.70	600,000	1,000.00	963.90	---	---	---	---
08/03/2024	---	---	---	---	---	---	---	---	---	---	---	---	---	---	---	---	---	---	07/03/2025	3.73	812,500	1,000.00	963.70	---	---	---	---
07/06/2024	---	---	---	---	---	---	---	---	---	---	---	---	---	---	---	---	---	---	06/06/2025	3.34	600,000	1,000.00	967.30	---	---	---	---
06/09/2024	---	---	---	---	---	---	---	---	---	---	---	---	---	---	---	---	---	---	05/09/2025	2.82	600,000	1,000.00	972.28	---	---	---	---

Bonds in Circulation	Currency / Min nominal traded Value	Coupons Payment Date	Current Coupon Value	Note	Coupon	Trading Unit	Issue Date	Duration (years)	Today's Interest	A.I.C in days	Bonds	Last price of previous days		Last Outcry in Cash (euro)		Trades in Pieces	Life min	Life Max	
												Price	Buy / Sell	Price	Buy / Sell				
Corporate Bonds in Foreign Currency and Euro																			
103,746	GBP / 10	01/12	0.25	---	65	1	01/12/1930	98	2.5	360	National Mortgage Bank	2.27	05/02/1996	2.27	S	05/02/1996	---	2.27	2.27
0	GBP / 10	01/12	0.25	---	67	1	01/12/1928	100	2.5	360	National Mortgage Bank	---	---	---	---	---	---	---	---

Government Bonds Notes

A.I.C: Accrued Interest Calculation base.

FLR: Floating Interest Rate.

The minimum tradeable Nominal Value for all Demeterialised Government Titles is 100 Euros.

(μφρ-0)

Athex & ATHEXClear Members List

Member Name				Stock Market			Derivatives Market		ATHEXClear Member	
	Address	Phone	Fax	Market Member	Remote Member	Market Maker	Proprietary	Market Maker	General Clearing	Direct Clearing
A. SARRIS SECURITIES S.A.				a						
6, ΔΡΑΓΑΤΣΑΝΙΟΥ 6 ΑΘΗΝΑ	2103367700									
AEONIC SECURITIES C.I.F. P.L.C.				a						
, ΛΑΪΟΥ 6, ΓΡ. 301B, ANNA COURT	35725337600									
ALPHA BANK S.A.									a	
, ΣΤΑΔΙΟΥ 40 ΑΘΗΝΑ	2103260000									
ALPHA FINANCE INVESTMENT SERVICES SINGLE MEMBER SA				a		a	a	a		a
5, ΠΑΝΕΠΙΣΤΗΜΙΟΥ 45 ΑΘΗΝΑ	2103677400									
ARGUS STOCKBROKERS LTD				a	a		a			
25, 25 ΛΕΩΦΟΡΟΣ ΔΗΜΟΣΘΕΝΗ ΣΕΒΕΡΗ	0035722717000									
ATHLOS CAPITAL INVESTMENT SERVICES LTD					a					
, 17 STASINOU AVENUE, BEDIZIA TOWER, 6TH & 7TH FL.	35722110777									
ATLANTIC SECURITIES LTD				a	a					
37, ΠΡΟΔΡΟΜΟΥ 37	0035722445400									
AXON SECURITIES S.A.				a			a			
48, ΣΤΑΔΙΟΥ 48 ΑΘΗΝΑ	2103363800									
BETA SECURITIES S.A.				a		a	a			a
29, ΑΛΕΞΑΝΔΡΑΣ 29 ΑΘΗΝΑ	210 6478900									
BNP PARIBAS S.A.									a	
, ΛΑΜΨΑΚΟΥ 2 ΑΘΗΝΑ	2107468525									
BOFA SECURITIES EUROPE SA				a	a					
, 51 RUE LA BOËTIE	+33 153655555									
CITIGROUP GLOBAL MARKETS EUROPE AG				a	a					
16, REUTERWEG 16	+49 691366-0									
CITIGROUP GLOBAL MARKETS LIMITED				a						
1, 33 CANADA SQUARE -CANARY WHARF	+44 02079864000									
CREDIT SUISSE BANK (EUROPE), S.A.				a						
, CALLE AYALA 42, 3A PLANTA-B MADRID	+34917916000									
CREDIT SUISSE SECURITIES (EUROPE) LIMITED				a						
1, ONE CABOT SQUARE LONDON	+44 2078888888									
CYCLOS SECURITIES S.A.				a			a			
39, ΧΑΡΙΛΑΟΥ ΤΡΙΚΟΥΠΗ 6-8-10 ΑΘΗΝΑ	2103364300									
DEUTSCHE BANK S.A.					a					
1, GREAT WINCHESTER STREET LONDON	+44 20 754 54209	00441133361437								
EUROBANK EQUITIES INVESTMENT FIRM SINGLE MEMBER SA				a		a	a	a		a
, ΦΙΛΕΛΛΗΝΩΝ 10 & ΞΕΝΟΦΩΝΤΟΣ 13 ΑΘΗΝΑ	2103720425									
EUROBANK S.A.									a	
, ΟΘΩΝΟΣ 8 ΑΘΗΝΑ	2144043907									
EUROCORP INVESTMENT SERVICES S.A.				a			a			a
14, ΠΛ.ΦΙΛΙΚΗΣ ΕΤΑΙΡΕΙΑΣ 14 ΑΘΗΝΑ	2107263600									
EUOTRUST INVESTMENT FIRM SA				a						
113, ΣΕΒΑΣΤΟΥΠΟΛΕΩΣ 113 ΑΘΗΝΑ	2103363100									
EUROXX SECURITIES S.A.				a		a	a	a		a
7, ΠΑΛΕΟΛΟΓΟΥ ΧΑΛΑΝΔΡΙ	+30 2106879400	210-6879401								
7, ΠΑΛΑΙΟΛΟΓΟΥ ΧΑΛΑΝΔΡΙ	(210)-6879400	(210)-6879401								
FREEDOM FINANCE EUROPE LTD				a	a					
, ΧΡΙΣΤΑΚΗ ΚΡΑΝΟΥ 20	035725257786									
G. A. PERVANAS SECURITIES- INVESTMENT SERVICES S.A.				a						
7-9, ΣΟΦΟΚΛΕΟΥΣ 7-9 ΑΘΗΝΑ	2103727200									
GLOBAL CAPITAL SECURITIES & FINANCIAL SERVICES LTD				a	a					
50, ΛΑΡΧΙΕΠΙΣΚΟΠΟΥ ΜΑΚΑΡΙΟΥ Γ50	0035722710710									
GREENPOST TRADING EUROPE LTD				a	a					
, ΚΙΜΩΝΟΣ 3, ACROPOLIS MANSIONS, 2ND FLOOR, FLAT/OFFICE 202	035722521389									
HELLENIC AMERICAN SECURITIES S.A.				a		a	a			a
27, ΑΝΔΡΕΑ ΠΑΠΑΝΔΡΕΟΥ 27 ΜΑΡΟΥΣΙ	2103311100									
HELLENIC BANK (INVESTMENTS) LTD					a					
, ΑΥΞ.ΚΥΡΙΑΚΟΥ ΜΑΤΣΙ 31 - PO BOX 24747 NICOSIA	+357 22500100	357 22500110								
HSBC CONTINENTAL EUROPE									a	
109-111, Α.ΜΕΣΟΓΕΙΩΝ 109-111	2106960000									
INDEX SECURITIES S.A.				a						
6, ΔΡΑΓΑΤΣΑΝΙΟΥ 6 ΑΘΗΝΑ	2103213920									
J. CHR. MAVRIKIS SECURITIES S.A.				a						
5, ΣΟΦΟΚΛΕΟΥΣ 5 ΑΘΗΝΑ	2103216730									

Athex & ATHEXClear Members List

Member Name				Stock Market			Derivatives Market		ATHEXClear Member	
	Address	Phone	Fax	Market Member	Remote Member	Market Maker	Proprietary	Market Maker	General Clearing	Direct Clearing
KAPPA SECURITIES S.A.				a			a			
15, ΒΑΛΑΟΡΙΤΟΥ 15 ΑΘΗΝΑ	2103678600									
KARAMANOF SECURITIES & INVESTMENT SERVICES S.A.				a						
2, ΠΛ.ΑΓ.ΘΕΟΔΩΡΩΝ 2 ΑΘΗΝΑ	2103212947									
LAIKI FINANCIAL SERVICES LTD					a					
26, AVE. VYRONOS NICOSIA	357 22367367	357 22718567								
LEON DEPOLAS SECURITIES S.A.				a		a	a			
1, ΧΡΗΣΤΟΥ ΛΑΔΑ 1 ΑΘΗΝΑ	2103213276 -28									
MEGA EQUITY SECURITIES & FINANCIAL SERVICES PUBLIC LTD				a	a		a			
42-44, ΛΕΩΦ.ΓΡΙΒΑ ΔΙΓΕΝΗ 42-44	0035722711711									
MERIT SECURITIES S.A				a		a	a			a
5, ΣΟΦΟΚΛΕΟΥΣ 5 ΑΘΗΝΑ	2141008814									
MERRILL LYNCH INTERNATIONAL				a						
2, 2 KING EDWARD STREET LONDON	+44 20276281000									
N. CHRYSOCHOIDIS STOCK BROKERAGE I.S.S.A.				a			a			a
7-9, ΣΟΦΟΚΛΕΟΥΣ 7-9 ΑΘΗΝΑ	2103213913									
NATIONAL BANK OF GREECE S.A.				a		a	a		a	
86, ΑΙΟΛΟΥ ΣΤΡ. ΑΘΗΝΑ	(210)-3341000	(210)-3228187								
68, ΑΚΑΔΙΜΙΑΣ ΣΤΡ. ΑΘΗΝΑ	(210)-3328817	(210)-3328678								
NATIONAL SECURITIES SINGLE MEMBER SA				a		a	a	a		
66, ΛΕΩΦΟΡΟΣ ΑΘΗΝΩΝ 128-132 & ΙΦΙΓΕΝΙΑΣ ΑΘΗΝΑ	2103328784									
NUNTIUS BROKERAGE AND INVESTMENT SERVICES SINGLE MEMBER S.A.				a			a			
6, ΔΡΑΓΑΤΣΑΝΙΟΥ 6 ΑΘΗΝΑ	2103350599									
ONE PLUS CAPITAL LIMITED				a	a					
, 75 PRODROMOU AVENUE NICOSIA 1307	35722873760									
OPTIMA BANK S.A.				a		a	a	a	a	
, ΑΙΓΙΑΛΕΙΑΣ 32 & ΠΑΡΑΔΕΙΣΟΥ ΜΑΡΟΥΣΙ	210 8173000									
PANCRETA BANK S.A									a	
, ΙΚΑΡΟΥ 5	2810338746									
PANTELAKIS SECURITIES S.A.				a		a	a	a		
57, ΕΘΝΙΚΗΣ ΑΝΤΙΣΤΑΣΕΩΣ 57, ΚΤΙΠΙΟ Β CHALANDRI	2106965000									
PIRAEUS BANK S.A.				a			a		a	
, ΑΜΕΡΙΚΗΣ 4 ΑΘΗΝΑ	2103335000									
PIRAEUS SECURITIES S. A.				a		a	a	a		a
10, ΣΤΑΔΙΟΥ 10 ΑΘΗΝΑ	2103354100									
PROCHOICE SECURITIES LTD				a	a					
57, ΛΕΩΦ.ΣΠΥΡΟΥ ΚΥΠΡΙΑΝΟΥ 57, ΑΚΙΝΗΤΑ Φ	035724661192									
SHARELINK SECURITIES & FINANCIAL SERVICES LTD				a			a			
6, HOUSE-ΘΕΟΤΟΚΗ 6 ΜΕΓΑΡΟ ΕΛΜΗΝΑ	+357 22554200									
SOCIETE GENERALE S.A.				a	a		a			
, 17 COURS VALMY, CEDEX	+157290504									
SOLIDUS SECURITIES S.A				a			a			a
64, ΛΟΥΙΖΗΣ ΠΙΑΝΚΟΥΡ 64 ΑΘΗΝΑ	2106900605									
ST. EM. LAVRENTAKIS SECURITIES S.A.				a						
7-9, ΣΟΦΟΚΛΕΟΥΣ 7-9 ΑΘΗΝΑ	2103213336									
THE CYPRUS INVESTMENT & SECURITIES CORPORATION LTD				a	a					
154, 1 AG. PROKOPIOU & POSIDONOS 1ST FLOOR	0035722121700									
UBS EUROPE SE				a	a					
, OPERNTURM, BOCKENHEIMER LANDSTRASSE 2-4	496921790									
UBS LIMITED					a					
1, FINSBURY AVENUE LONDON	+44 2075687135									
VIGOR FINANCE INVESTMENT SERVICES S.A.				a		a	a	a		
, ΨΥΧΑΡΗ 14 Ν. ΨΥΧΙΚΟ	2106718400									

List of Stocks under Market Making operations

Securities	Market Maker	Start Market Making	Stock Category
MLS MULTIMEDIA SA (CR)			Suspension Status
	PIRAEUS SECURITIES S. A.	01/08/2019	
ALPHA ETF FTSE Athex Large Cap			Exchange Traded Funds (ETFs)
	ALPHA FINANCE INVESTMENT SERVICES SINGLE MEMBER SA	02/01/1900	
	NATIONAL SECURITIES SINGLE MEMBER SA	02/01/1900	
ADMIE (IPTO) HOLDING S.A. (CR)			Main Market
	EUROBANK EQUITIES INVESTMENT FIRM SINGLE MEMBER SA	24/05/2021	
	HELLENIC AMERICAN SECURITIES S.A.	09/03/2020	
	PIRAEUS SECURITIES S. A.	29/06/2017	
AEGEAN AIRLINES (CR)			Main Market
	EUROBANK EQUITIES INVESTMENT FIRM SINGLE MEMBER SA	22/09/2020	
ALPHA SERVICES HOLD (CR)			Main Market
	ALPHA FINANCE INVESTMENT SERVICES SINGLE MEMBER SA	29/02/2016	
	EUROBANK EQUITIES INVESTMENT FIRM SINGLE MEMBER SA	22/10/2006	
	HELLENIC AMERICAN SECURITIES S.A.	25/07/2014	
	LEON DEPOLAS SECURITIES S.A.	04/01/2016	
	MERIT SECURITIES S.A	03/09/2012	
	NATIONAL SECURITIES SINGLE MEMBER SA	02/01/1900	
	PIRAEUS SECURITIES S. A.	28/05/2009	
ALPHA TRUST HOLDINGS (CR)			Main Market
	EUROBANK EQUITIES INVESTMENT FIRM SINGLE MEMBER SA	06/02/2023	
	LEON DEPOLAS SECURITIES S.A.	04/01/2021	
ALUMIL (CR)			Main Market
	PIRAEUS SECURITIES S. A.	31/07/2023	
ANDROMEDA SA (CR)			Main Market
	BETA SECURITIES S.A.	15/02/2021	
	OPTIMA BANK S.A.	03/04/2023	
AS COMPANY SA (CR)			Main Market
	EUROBANK EQUITIES INVESTMENT FIRM SINGLE MEMBER SA	01/04/2019	
	PANTELAKIS SECURITIES S.A.	02/09/2024	
ATHENS INTL AIRPORT (CR)			Main Market
	PIRAEUS SECURITIES S. A.	03/06/2024	
ATTICA BANK S.A. (CR)			Main Market
	EUROXX SECURITIES S.A.	22/01/2016	
AUSTRIACARD (CB)			Main Market
	BETA SECURITIES S.A.	23/03/2023	
	EUROXX SECURITIES S.A.	10/06/2024	
	PIRAEUS SECURITIES S. A.	02/08/2024	
AUTOHELLAS SA (CR)			Main Market
	ALPHA FINANCE INVESTMENT SERVICES SINGLE MEMBER SA	01/07/2019	
	EUROXX SECURITIES S.A.	02/07/2018	
AVAX S.A. (CR)			Main Market
	EUROBANK EQUITIES INVESTMENT FIRM SINGLE MEMBER SA	14/12/2015	
	OPTIMA BANK S.A.	04/09/2023	
	PIRAEUS SECURITIES S. A.	01/02/2021	
AVE (CR)			Main Market
	EUROXX SECURITIES S.A.	05/06/2020	
BRIQ PROPERTIES (CR)			Main Market
	EUROBANK EQUITIES INVESTMENT FIRM SINGLE MEMBER SA	09/09/2019	
	LEON DEPOLAS SECURITIES S.A.	22/02/2021	
	PIRAEUS SECURITIES S. A.	05/02/2024	
CC HBC AG (CR)			Main Market
	BETA SECURITIES S.A.	08/03/2021	
	NATIONAL SECURITIES SINGLE MEMBER SA	02/01/1900	
	PIRAEUS SECURITIES S. A.	04/05/2015	
CENERGY HOLDINGS (CB)			Main Market
	ALPHA FINANCE INVESTMENT SERVICES SINGLE MEMBER SA	02/01/2016	
	EUROBANK EQUITIES INVESTMENT FIRM SINGLE MEMBER SA	02/01/2016	
	OPTIMA BANK S.A.	14/03/2022	
	PANTELAKIS SECURITIES S.A.	27/12/2022	
CNL CAPITAL (CR)			Main Market
	MERIT SECURITIES S.A	01/10/2018	
DIMAND (CR)			Main Market
	EUROBANK EQUITIES INVESTMENT FIRM SINGLE MEMBER SA	08/08/2022	
	PANTELAKIS SECURITIES S.A.	15/05/2023	
EKTER SA (CR)			Main Market
	BETA SECURITIES S.A.	26/09/2022	
	EUROBANK EQUITIES INVESTMENT FIRM SINGLE MEMBER SA	16/10/2017	
	LEON DEPOLAS SECURITIES S.A.	21/05/2018	

List of Stocks under Market Making operations

Securities	Stock Category
Market Maker	Start Market Making
ELASTRON (CR)	Main Market
LEON DEPOLAS SECURITIES S.A.	20/02/2017
ELLAKTOR (CR)	Main Market
ALPHA FINANCE INVESTMENT SERVICES SINGLE MEMBER SA	18/03/2019
EUROBANK EQUITIES INVESTMENT FIRM SINGLE MEMBER SA	01/06/2012
EUROXX SECURITIES S.A.	24/09/2018
NATIONAL SECURITIES SINGLE MEMBER SA	02/01/1900
PIRAEUS SECURITIES S. A.	22/10/2018
ELTON SA (CR)	Main Market
OPTIMA BANK S.A.	30/01/2023
ELVALHALCOR (CR)	Main Market
ALPHA FINANCE INVESTMENT SERVICES SINGLE MEMBER SA	07/05/2018
BETA SECURITIES S.A.	09/01/2023
EUROBANK EQUITIES INVESTMENT FIRM SINGLE MEMBER SA	07/05/2018
EUROBANK HOLDINGS (CR)	Main Market
ALPHA FINANCE INVESTMENT SERVICES SINGLE MEMBER SA	09/01/2006
EUROBANK EQUITIES INVESTMENT FIRM SINGLE MEMBER SA	01/06/2012
HELLENIC AMERICAN SECURITIES S.A.	25/07/2014
LEON DEPOLAS SECURITIES S.A.	30/11/2018
MERIT SECURITIES S.A	06/11/2017
NATIONAL SECURITIES SINGLE MEMBER SA	02/01/1900
PIRAEUS SECURITIES S. A.	28/09/2009
EUROCONSULTANTS S.A. (CR)	Main Market
EUROBANK EQUITIES INVESTMENT FIRM SINGLE MEMBER SA	22/07/2014
OPTIMA BANK S.A.	01/02/2023
EYDAP S.A. (CR)	Main Market
ALPHA FINANCE INVESTMENT SERVICES SINGLE MEMBER SA	27/01/2020
EUROBANK EQUITIES INVESTMENT FIRM SINGLE MEMBER SA	10/06/2019
FOURLIS (CR)	Main Market
EUROBANK EQUITIES INVESTMENT FIRM SINGLE MEMBER SA	01/12/2016
PIRAEUS SECURITIES S. A.	06/03/2017
GEK TERNA (CR)	Main Market
BETA SECURITIES S.A.	08/03/2021
EUROBANK EQUITIES INVESTMENT FIRM SINGLE MEMBER SA	24/05/2021
PIRAEUS SECURITIES S. A.	29/08/2019
GR. SARANTIS S.A. (CR)	Main Market
BETA SECURITIES S.A.	14/05/2012
EUROBANK EQUITIES INVESTMENT FIRM SINGLE MEMBER SA	24/10/2016
PIRAEUS SECURITIES S. A.	02/04/2024
HELLENIC EXCHANGES-A.S.E. (CR)	Main Market
HELLENIC AMERICAN SECURITIES S.A.	01/09/2014
NATIONAL SECURITIES SINGLE MEMBER SA	02/01/1900
PIRAEUS SECURITIES S. A.	04/05/2015
HELLENIO ENERGY (CR)	Main Market
ALPHA FINANCE INVESTMENT SERVICES SINGLE MEMBER SA	07/11/2023
EUROBANK EQUITIES INVESTMENT FIRM SINGLE MEMBER SA	01/11/2023
HELLENIC AMERICAN SECURITIES S.A.	14/09/2015
PIRAEUS SECURITIES S. A.	20/03/2017
IDEAL HOLDINGS (CR)	Main Market
EUROBANK EQUITIES INVESTMENT FIRM SINGLE MEMBER SA	07/06/2021
PIRAEUS SECURITIES S. A.	07/06/2021
INTERCONTINENTAL (CR)	Main Market
LEON DEPOLAS SECURITIES S.A.	03/06/2019
INTERLIFE G.C.I.(CR)	Main Market
PIRAEUS SECURITIES S. A.	22/01/2024
INTERWOOD-XYLEMPORIA (CR)	Main Market
EUROBANK EQUITIES INVESTMENT FIRM SINGLE MEMBER SA	05/07/2021
PANTELAKIS SECURITIES S.A.	01/07/2021
INTRAKAT (CR)	Main Market
BETA SECURITIES S.A.	04/10/2021
PANTELAKIS SECURITIES S.A.	10/10/2022
JUMBO SA (CR)	Main Market
BETA SECURITIES S.A.	01/02/2021
EUROBANK EQUITIES INVESTMENT FIRM SINGLE MEMBER SA	25/05/2020
MERIT SECURITIES S.A	06/11/2017
PIRAEUS SECURITIES S. A.	06/03/2017
KLOUKINAS - LAPPAS SA (CR)	Main Market
OPTIMA BANK S.A.	02/01/2023

List of Stocks under Market Making operations

Securities	Stock Category
Market Maker	Start Market Making
KRI-KRI S.A. (CR)	Main Market
EUROBANK EQUITIES INVESTMENT FIRM SINGLE MEMBER SA	07/05/2018
PIRAEUS SECURITIES S. A.	11/12/2023
LAMDA DEVELOPMENT SA (CR)	Main Market
EUROBANK EQUITIES INVESTMENT FIRM SINGLE MEMBER SA	08/12/2014
PANTELAKIS SECURITIES S.A.	06/11/2017
PIRAEUS SECURITIES S. A.	29/06/2017
LAMPSA HOTEL SA (CR)	Main Market
LEON DEPOLAS SECURITIES S.A.	16/01/2017
METLEN ENERGY & METALS (CR)	Main Market
ALPHA FINANCE INVESTMENT SERVICES SINGLE MEMBER SA	15/04/2019
BETA SECURITIES S.A.	11/04/2022
EUROBANK EQUITIES INVESTMENT FIRM SINGLE MEMBER SA	20/09/2017
MERIT SECURITIES S.A	25/02/2019
NATIONAL SECURITIES SINGLE MEMBER SA	02/01/1900
PIRAEUS SECURITIES S. A.	04/05/2015
MOTODYNAMICS S.A. (CR)	Main Market
ALPHA FINANCE INVESTMENT SERVICES SINGLE MEMBER SA	12/08/2024
OPTIMA BANK S.A.	25/08/2023
MOTOR OIL (CR)	Main Market
BETA SECURITIES S.A.	08/03/2021
EUROBANK EQUITIES INVESTMENT FIRM SINGLE MEMBER SA	22/10/2006
LEON DEPOLAS SECURITIES S.A.	01/04/2019
MERIT SECURITIES S.A	25/02/2019
NATIONAL SECURITIES SINGLE MEMBER SA	02/01/1900
PIRAEUS SECURITIES S. A.	04/05/2015
MPLE KEDROS (CR)	Main Market
OPTIMA BANK S.A.	16/10/2023
OPTIMA BANK S.A.	08/11/2023
NAFPAKTOS TEXTILE (CR)	Main Market
OPTIMA BANK S.A.	29/01/2024
NATIONAL BANK (CR)	Main Market
ALPHA FINANCE INVESTMENT SERVICES SINGLE MEMBER SA	09/01/2006
EUROBANK EQUITIES INVESTMENT FIRM SINGLE MEMBER SA	22/10/2006
HELLENIC AMERICAN SECURITIES S.A.	25/07/2014
LEON DEPOLAS SECURITIES S.A.	20/05/2015
MERIT SECURITIES S.A	03/09/2012
NATIONAL SECURITIES SINGLE MEMBER SA	02/01/1900
PIRAEUS SECURITIES S. A.	08/09/2008
NOVAL PROPERTY REIC (CR)	Main Market
ALPHA FINANCE INVESTMENT SERVICES SINGLE MEMBER SA	05/06/2024
PIRAEUS SECURITIES S. A.	05/06/2024
OPAP (CR)	Main Market
ALPHA FINANCE INVESTMENT SERVICES SINGLE MEMBER SA	09/01/2006
EUROBANK EQUITIES INVESTMENT FIRM SINGLE MEMBER SA	22/10/2006
HELLENIC AMERICAN SECURITIES S.A.	25/07/2014
MERIT SECURITIES S.A	20/03/2017
NATIONAL SECURITIES SINGLE MEMBER SA	02/01/1900
PIRAEUS SECURITIES S. A.	04/05/2015
OPTIMA BANK (CR)	Main Market
ALPHA FINANCE INVESTMENT SERVICES SINGLE MEMBER SA	12/12/2023
EUROBANK EQUITIES INVESTMENT FIRM SINGLE MEMBER SA	11/12/2023
OPTIMA BANK S.A.	06/11/2023
ORILINA PROPERTIES REIC (CR)	Main Market
EUROBANK EQUITIES INVESTMENT FIRM SINGLE MEMBER SA	11/12/2023
LEON DEPOLAS SECURITIES S.A.	11/12/2023
OTE (CR)	Main Market
ALPHA FINANCE INVESTMENT SERVICES SINGLE MEMBER SA	09/01/2006
EUROBANK EQUITIES INVESTMENT FIRM SINGLE MEMBER SA	22/10/2006
HELLENIC AMERICAN SECURITIES S.A.	25/07/2014
LEON DEPOLAS SECURITIES S.A.	20/04/2015
MERIT SECURITIES S.A	20/03/2017
NATIONAL SECURITIES SINGLE MEMBER SA	02/01/1900
PIRAEUS SECURITIES S. A.	08/09/2008
P.P.A. S.A. (CR)	Main Market
EUROBANK EQUITIES INVESTMENT FIRM SINGLE MEMBER SA	06/02/2019
PAPOUTSANIS (CR)	Main Market
ALPHA FINANCE INVESTMENT SERVICES SINGLE MEMBER SA	19/11/2018
BETA SECURITIES S.A.	25/11/2013

List of Stocks under Market Making operations

Securities	Market Maker	Start Market Making	Stock Category
PERFORMANCE TECHNOLOGIES (CR)			Main Market
	EUROBANK EQUITIES INVESTMENT FIRM SINGLE MEMBER SA	22/02/2021	
	PANTELAKIS SECURITIES S.A.	08/03/2021	
PETROPOULOS PETROS (CR)			Main Market
	EUROBANK EQUITIES INVESTMENT FIRM SINGLE MEMBER SA	01/04/2019	
	PANTELAKIS SECURITIES S.A.	16/03/2020	
PIRAEUS FINANCIAL HOLD (CR)			Main Market
	ALPHA FINANCE INVESTMENT SERVICES SINGLE MEMBER SA	15/04/2019	
	EUROBANK EQUITIES INVESTMENT FIRM SINGLE MEMBER SA	22/10/2006	
	EUROXX SECURITIES S.A.	15/02/2016	
	HELLENIC AMERICAN SECURITIES S.A.	25/07/2014	
	LEON DEPOLAS SECURITIES S.A.	30/11/2018	
	MERIT SECURITIES S.A	16/09/2013	
	NATIONAL SECURITIES SINGLE MEMBER SA	02/01/1900	
	PIRAEUS SECURITIES S. A.	16/02/2009	
PPC (CR)			Main Market
	ALPHA FINANCE INVESTMENT SERVICES SINGLE MEMBER SA	09/01/2006	
	BETA SECURITIES S.A.	01/02/2021	
	EUROBANK EQUITIES INVESTMENT FIRM SINGLE MEMBER SA	22/10/2006	
	HELLENIC AMERICAN SECURITIES S.A.	01/09/2014	
	MERIT SECURITIES S.A	06/11/2017	
	NATIONAL SECURITIES SINGLE MEMBER SA	02/01/1900	
	PIRAEUS SECURITIES S. A.	28/09/2009	
PREMIA (CR)			Main Market
	BETA SECURITIES S.A.	01/06/2021	
	LEON DEPOLAS SECURITIES S.A.	05/12/2022	
	PANTELAKIS SECURITIES S.A.	23/12/2021	
	VIGOR FINANCE INVESTMENT SERVICES S.A.	16/09/2024	
PROFILE SA (CR)			Main Market
	OPTIMA BANK S.A.	03/04/2023	
	PANTELAKIS SECURITIES S.A.	01/07/2019	
QUALITY & RELIABILITY SA (CR)			Main Market
	OPTIMA BANK S.A.	03/01/2023	
QUEST HOLDINGS (CR)			Main Market
	BETA SECURITIES S.A.	26/03/2018	
	EUROBANK EQUITIES INVESTMENT FIRM SINGLE MEMBER SA	28/01/2019	
REVOIL (CR)			Main Market
	BETA SECURITIES S.A.	26/06/2023	
	OPTIMA BANK S.A.	15/04/2024	
SIDMA STEEL (CR)			Main Market
	OPTIMA BANK S.A.	25/05/2023	
SPACE HELLAS SA (CR)			Main Market
	MERIT SECURITIES S.A	09/12/2022	
TECHNICAL OLYMPIC SA (CR)			Main Market
	BETA SECURITIES S.A.	04/04/2022	
	OPTIMA BANK S.A.	05/07/2023	
TERNA ENERGY (CR)			Main Market
	EUROBANK EQUITIES INVESTMENT FIRM SINGLE MEMBER SA	24/05/2021	
	PIRAEUS SECURITIES S. A.	09/12/2019	
THRACE PLASTICS SA (CR)			Main Market
	ALPHA FINANCE INVESTMENT SERVICES SINGLE MEMBER SA	26/03/2018	
	LEON DEPOLAS SECURITIES S.A.	28/03/2024	
	PIRAEUS SECURITIES S. A.	02/04/2024	
TITAN CEMENT (CB)			Main Market
	BETA SECURITIES S.A.	01/02/2021	
	EUROBANK EQUITIES INVESTMENT FIRM SINGLE MEMBER SA	06/11/2019	
	PIRAEUS SECURITIES S. A.	18/01/2021	
TRADE ESTATES REIC (CR)			Main Market
	EUROBANK EQUITIES INVESTMENT FIRM SINGLE MEMBER SA	10/11/2023	
	EUROBANK EQUITIES INVESTMENT FIRM SINGLE MEMBER SA	08/11/2023	
	PANTELAKIS SECURITIES S.A.	10/11/2023	
	PANTELAKIS SECURITIES S.A.	08/11/2023	
TZIRAKIAN PROFIL (CR)			Main Market
	LEON DEPOLAS SECURITIES S.A.	19/07/2021	
VIOHALCO SA/NV (CB)			Main Market
	ALPHA FINANCE INVESTMENT SERVICES SINGLE MEMBER SA	11/03/2008	
	EUROBANK EQUITIES INVESTMENT FIRM SINGLE MEMBER SA	04/03/2014	
	MERIT SECURITIES S.A	17/03/2014	

Underlying Asset				Derivatives Market													
Price max	Price min	Closing price	change	Delivery Month	Open price	Price max	Price min	Last price	Closing price	Last Bid	Last Ask	Fixing price*	Life high	Life low	Trades	Volume	Open Interest
FTSE/Athex Large Cap (Trade Unit: 1 Index Point x 2E, Cash Settlement)																	
3,475.59	3,435.87	3,439.32	-0.77%	September 2024	3,470.00	3,470.00	3,432.00	3,432.00	3,432.00	---	---	---	3,600.75	---	77	1,000	2,158
				October 2024	3,467.00	3,471.00	3,439.00	3,439.00	3,439.00	---	---	---	3,540.00	---	116	1,144	1,862
				November 2024	3,456.50	3,456.50	3,441.50	3,441.50	3,441.50	---	---	---	3,456.50	---	2	22	40
				December 2024	---	---	---	---	3,484.25	---	---	---	---	---	---	---	---
				March 2025	---	---	---	---	3,501.75	---	---	---	---	---	---	---	---
				June 2025	---	---	---	---	3,519.25	---	---	---	---	---	---	---	---
FTSE/Athex Banks (Trade Unit: 1 Index Point x 15E, Cash Settlement)																	
1,233.63	1,219.19	1,219.19	-0.90%	September 2024	1,233.00	1,233.00	1,233.00	1,233.00	1,233.00	---	---	---	1,332.75	---	1	120	662
				December 2024	1,242.00	1,249.00	1,242.00	1,249.00	1,249.00	---	---	---	1,249.00	---	2	130	710
				March 2025	---	---	---	---	1,243.00	---	---	---	---	---	---	---	---
				June 2025	---	---	---	---	1,249.25	---	---	---	---	---	---	---	---
MSCI GREECE REBASED (Trade Unit: 1 Index Point x 2E, Cash Settlement)																	
5,389.54	5,334.02	5,334.02	-0.80%	September 2024	---	---	---	---	5,276.50	---	---	---	5,516.00	---	---	---	---
				October 2024	---	---	---	---	5,298.50	---	---	---	5,515.50	---	---	---	13
				November 2024	---	---	---	---	5,299.00	---	---	---	5,516.00	---	---	---	10
				December 2024	---	---	---	---	5,405.00	---	---	---	---	---	---	---	---
				January 2025	---	---	---	---	5,413.50	---	---	---	---	---	---	---	---
				February 2025	---	---	---	---	5,424.00	---	---	---	---	---	---	---	---
				March 2025	---	---	---	---	5,432.25	---	---	---	---	---	---	---	---
				June 2025	---	---	---	---	5,459.50	---	---	---	---	---	---	---	---

Derivatives notes

Fixing prices and final open positions can be retrieved from the following path <http://www.helex.gr/el/web/guest/statistics-end-of-day-derivatives>

Underlying Asset				Derivatives Market													
Price max	Price min	Closing price	change	Delivery Month	Open price	Price max	Price min	Last price	Closing price	Last Bid	Last Ask	Fixing price*	Life high	Life low	Trades	Volume	Open Interest
ADMIE (IPTO) HOLDING S.A. (CR)				(Contract Size: 100 Securities, Physical Delivery)													
2.28	2.235	2.25	-0.44%	September 2024	2.26	2.26	2.24	2.24	2.24	---	---	---	2.39	---	48	7,256	16,341
				December 2024	2.29	2.29	2.27	2.27	2.27	---	---	---	2.30	---	42	7,078	6,589
				March 2025	---	---	---	---	2.28	---	---	---	---	---	---	---	---
				June 2025	---	---	---	---	2.29	---	---	---	---	---	---	---	---
AEGEAN AIRLINES (CR)				(Contract Size: 100 Securities, Physical Delivery)													
10.79	10.54	10.7	-0.09%	September 2024	10.71	10.71	10.58	10.69	10.69	---	---	---	12.49	---	38	459	1,768
				December 2024	10.88	10.88	10.67	10.81	10.81	---	---	---	12.12	---	28	444	1,912
				March 2025	---	---	---	---	10.82	---	---	---	---	---	---	---	---
				June 2025	---	---	---	---	10.87	---	---	---	---	---	---	---	---
ALPHA SERVICES HOLD (CR)				(Contract Size: 100 Securities, Physical Delivery)													
1.5875	1.56	1.5685	-0.19%	September 2024	1.57	1.58	1.56	1.56	1.56	---	---	---	1.79	---	190	54,587	115,129
				December 2024	1.59	1.60	1.57	1.58	1.58	---	---	---	1.73	---	221	56,879	74,995
				March 2025	---	---	---	---	1.59	---	---	---	---	---	---	---	---
				June 2025	---	---	---	---	1.60	---	---	---	---	---	---	---	---
ATHENS INTL AIRPORT (CR)				(Contract Size: 100 Securities, Physical Delivery)													
7.686	7.62	7.62	-0.65%	September 2024	7.64	7.66	7.64	7.66	7.66	---	---	---	8.41	---	9	72	692
				December 2024	7.72	7.76	7.72	7.73	7.73	---	---	---	7.85	---	7	69	427
				March 2025	---	---	---	---	7.75	---	---	---	---	---	---	---	---
				June 2025	---	---	---	---	7.79	---	---	---	---	---	---	---	---
AUTOHELLAS SA (CR)				(Contract Size: 100 Securities, Physical Delivery)													
11.2	10.94	11.2	0.36%	September 2024	11.07	11.07	10.98	10.98	10.98	---	---	---	12.13	---	5	10	92
				December 2024	11.08	11.08	11.08	11.08	11.08	---	---	---	11.08	---	1	6	102
				March 2025	---	---	---	---	11.27	---	---	---	---	---	---	---	---
				June 2025	---	---	---	---	11.33	---	---	---	---	---	---	---	---
AVAX S.A. (CR)				(Contract Size: 100 Securities, Physical Delivery)													
1.352	1.324	1.34	0.15%	September 2024	1.35	1.35	1.34	1.34	1.34	---	---	---	1.50	---	4	84	503
				December 2024	1.37	1.37	1.34	1.34	1.34	---	---	---	1.37	---	40	114	191
				March 2025	---	---	---	---	1.35	---	---	---	---	---	---	---	---
				June 2025	---	---	---	---	1.36	---	---	---	---	---	---	---	---
CC HBC AG (CR)				(Contract Size: 100 Securities, Physical Delivery)													
34	32.98	33.2	-1.19%	September 2024	33.66	33.66	33.14	33.14	33.14	---	---	---	34.11	---	4	10	116
				December 2024	33.86	33.86	32.94	32.94	32.94	---	---	---	34.28	---	7	25	61
				March 2025	---	---	---	---	33.95	---	---	---	---	---	---	---	---
				June 2025	---	---	---	---	34.12	---	---	---	---	---	---	---	---

Derivatives notes

Fixing prices and final open positions can be retrieved from the following path <http://www.helex.gr/el/web/guest/statistics-end-of-day-derivatives>

Underlying Asset				Derivatives Market													
Price max	Price min	Closing price	change	Delivery Month	Open price	Price max	Price min	Last price	Closing price	Last Bid	Last Ask	Fixing price*	Life high	Life low	Trades	Volume	Open Interest
CENERGY HOLDINGS (CB)				(Contract Size: 100 Securities, Physical Delivery)													
9.9	9.77	9.89	0.61%	September 2024	9.80	9.86	9.80	9.81	9.81	---	---	---	10.17	---	45	494	1,037
				December 2024	9.80	9.91	9.80	9.85	9.85	---	---	---	9.91	---	34	454	3,055
				March 2025	---	---	---	---	9.93	---	---	---	---	---	---	---	---
				June 2025	---	---	---	---	9.98	---	---	---	---	---	---	---	---
ELLAKTOR (CR)				(Contract Size: 124 Securities, Physical Delivery)													
1.98	1.956	1.956	-0.51%	September 2024	1.97	1.97	1.95	1.95	1.95	---	---	---	2.13	1.79	35	867	2,418
				December 2024	1.99	1.99	1.97	1.97	1.97	---	---	---	2.03	---	68	938	796
				March 2025	---	---	---	---	1.99	---	---	---	---	---	---	---	---
				June 2025	---	---	---	---	2.00	---	---	---	---	---	---	---	---
ELVALHALCOR (CR)				(Contract Size: 100 Securities, Physical Delivery)													
1.864	1.826	1.834	-1.19%	September 2024	1.86	1.86	1.83	1.83	1.83	---	---	---	2.04	---	59	1,339	2,892
				December 2024	1.89	1.89	1.85	1.86	1.86	---	---	---	1.91	---	50	1,272	1,427
				March 2025	---	---	---	---	1.88	---	---	---	---	---	---	---	---
				June 2025	---	---	---	---	1.88	---	---	---	---	---	---	---	---
EUROBANK HOLDINGS (CR)				(Contract Size: 100 Securities, Physical Delivery)													
1.978	1.9565	1.97	0.08%	September 2024	1.97	1.97	1.96	1.97	1.97	---	---	---	2.19	---	67	3,571	9,308
				December 2024	1.98	1.99	1.96	1.97	1.97	---	---	---	2.28	---	59	3,364	11,983
				March 2025	---	---	---	---	1.99	---	---	---	---	---	---	---	---
				June 2025	---	---	---	---	2.00	---	---	---	---	---	---	---	---
EYDAP S.A. (CR)				(Contract Size: 100 Securities, Physical Delivery)													
5.57	5.5	5.57	0.18%	September 2024	5.56	5.56	5.50	5.51	5.51	---	---	---	5.90	---	29	237	3,530
				December 2024	5.63	5.63	5.57	5.57	5.57	---	---	---	5.71	---	17	175	3,642
				March 2025	---	---	---	---	5.62	---	---	---	---	---	---	---	---
				June 2025	---	---	---	---	5.65	---	---	---	---	---	---	---	---
FOURLIS (CR)				(Contract Size: 100 Securities, Physical Delivery)													
4.035	3.965	4	0.63%	September 2024	4.02	4.02	3.96	4.00	4.00	---	---	---	4.19	---	25	212	632
				December 2024	4.03	4.05	4.00	4.05	4.05	---	---	---	4.06	---	14	170	318
				March 2025	---	---	---	---	4.02	---	---	---	---	---	---	---	---
				June 2025	---	---	---	---	4.04	---	---	---	---	---	---	---	---
GEK TERNA (CR)				(Contract Size: 101 Securities, Physical Delivery)													
17.5	17.16	17.34	-0.23%	September 2024	17.30	17.46	17.18	17.32	17.32	---	---	---	17.73	16.99	177	2,980	5,636
				December 2024	17.47	17.59	17.35	17.54	17.54	---	---	---	17.79	---	74	2,630	6,030
				March 2025	---	---	---	---	17.56	---	---	---	---	---	---	---	---
				June 2025	---	---	---	---	17.65	---	---	---	---	---	---	---	---

Derivatives notes

Fixing prices and final open positions can be retrieved from the following path <http://www.helex.gr/el/web/guest/statistics-end-of-day-derivatives>

Underlying Asset				Derivatives Market													
Price max	Price min	Closing price	change	Delivery Month	Open price	Price max	Price min	Last price	Closing price	Last Bid	Last Ask	Fixing price*	Life high	Life low	Trades	Volume	Open Interest
HELLENIC EXCHANGES-A.S.E. (CR) (Contract Size: 100 Securities, Physical Delivery)																	
4.51	4.475	4.475	-0.56%	September 2024	4.52	4.52	4.47	4.50	4.50	---	---	---	5.25	---	34	436	2,243
				December 2024	4.54	4.56	4.52	4.55	4.55	---	---	---	4.69	---	28	400	1,597
				March 2025	---	---	---	---	4.55	---	---	---	---	---	---	---	---
				June 2025	---	---	---	---	4.57	---	---	---	---	---	---	---	---
HELLENIQ ENERGY (CR) (Contract Size: 100 Securities, Physical Delivery)																	
7.11	6.995	7.015	-0.36%	September 2024	7.02	7.06	6.99	7.01	7.01	---	---	---	8.40	---	88	894	4,315
				December 2024	7.10	7.15	7.07	7.07	7.07	---	---	---	7.35	---	56	819	2,114
				March 2025	---	---	---	---	7.11	---	---	---	---	---	---	---	---
				June 2025	---	---	---	---	7.15	---	---	---	---	---	---	---	---
INTRACOM HOLDINGS (CR) (Contract Size: 102 Securities, Physical Delivery)																	
3.075	2.98	2.98	-1.81%	September 2024	3.04	3.04	3.00	3.01	3.01	---	---	---	3.55	2.80	57	2,219	5,583
				December 2024	3.08	3.08	3.03	3.03	3.03	---	---	---	3.26	---	49	2,254	2,058
				March 2025	---	---	---	---	3.07	---	---	---	---	---	---	---	---
				June 2025	---	---	---	---	3.08	---	---	---	---	---	---	---	---
INTRAKAT (CR) (Contract Size: 100 Securities, Physical Delivery)																	
4.955	4.85	4.85	-2.41%	September 2024	4.96	4.96	4.78	4.78	4.78	---	---	---	5.24	---	16	896	1,071
				December 2024	4.97	5.00	4.90	4.90	4.90	---	---	---	5.07	---	37	953	1,344
				March 2025	---	---	---	---	5.02	---	---	---	---	---	---	---	---
				June 2025	---	---	---	---	5.05	---	---	---	---	---	---	---	---
JUMBO SA (CR) (Contract Size: 100 Securities, Physical Delivery)																	
24.76	24.32	24.4	-1.29%	September 2024	24.53	24.53	24.34	24.34	24.34	---	---	---	26.97	---	12	57	245
				December 2024	24.70	24.70	24.48	24.48	24.48	---	---	---	24.70	---	9	46	114
				March 2025	---	---	---	---	24.97	---	---	---	---	---	---	---	---
				June 2025	---	---	---	---	25.10	---	---	---	---	---	---	---	---
LAMDA DEVELOPMENT SA (CR) (Contract Size: 100 Securities, Physical Delivery)																	
7.31	7.19	7.25	0.00%	September 2024	7.23	7.30	7.20	7.22	7.22	---	---	---	7.68	---	48	856	3,868
				December 2024	7.23	7.38	7.23	7.35	7.35	---	---	---	7.38	---	49	844	4,418
				March 2025	---	---	---	---	7.32	---	---	---	---	---	---	---	---
				June 2025	---	---	---	---	7.36	---	---	---	---	---	---	---	---
METLEN ENERGY & METALS (CR) (Contract Size: 100 Securities, Physical Delivery)																	
33.74	33.22	33.22	-1.66%	September 2024	33.64	33.68	33.21	33.24	33.24	---	---	---	38.35	---	106	1,413	2,928
				December 2024	33.94	34.14	33.58	33.61	33.61	---	---	---	36.20	---	105	1,386	1,349
				March 2025	---	---	---	---	34.13	---	---	---	---	---	---	---	---
				June 2025	---	---	---	---	34.30	---	---	---	---	---	---	---	---

Derivatives notes

Fixing prices and final open positions can be retrieved from the following path <http://www.helex.gr/el/web/guest/statistics-end-of-day-derivatives>

Underlying Asset				Derivatives Market													
Price max	Price min	Closing price	change	Delivery Month	Open price	Price max	Price min	Last price	Closing price	Last Bid	Last Ask	Fixing price*	Life high	Life low	Trades	Volume	Open Interest
MIG (CR)				(Contract Size: 100 Securities, Physical Delivery)													
3.37	3.28	3.34	-2.77%	September 2024	3.43	3.43	3.43	3.43	3.43	---	---	---	3.94	---	3	14	88
				December 2024	3.39	3.49	3.38	3.38	3.38	---	---	---	3.50	---	5	16	42
				March 2025	---	---	---	---	3.47	---	---	---	---	---	---	---	---
				June 2025	---	---	---	---	3.49	---	---	---	---	---	---	---	---
MOTOR OIL (CR)				(Contract Size: 100 Securities, Physical Delivery)													
21.48	21.18	21.3	-1.39%	September 2024	21.38	21.48	20.92	21.30	21.30	---	---	---	26.50	---	118	1,450	3,565
				December 2024	21.53	21.76	21.19	21.53	21.53	---	---	---	22.59	---	143	1,438	2,370
				March 2025	---	---	---	---	21.82	---	---	---	---	---	---	---	---
				June 2025	---	---	---	---	21.93	---	---	---	---	---	---	---	---
NATIONAL BANK (CR)				(Contract Size: 100 Securities, Physical Delivery)													
7.48	7.334	7.334	-1.69%	September 2024	7.45	7.48	7.32	7.33	7.33	---	---	---	8.36	---	89	5,644	11,103
				December 2024	7.48	7.54	7.40	7.44	7.44	---	---	---	8.20	---	114	6,009	8,074
				March 2025	---	---	---	---	7.54	---	---	---	---	---	---	---	---
				June 2025	---	---	---	---	7.57	---	---	---	---	---	---	---	---
OPAP (CR)				(Contract Size: 102 Securities, Physical Delivery)													
15.99	15.84	15.9	0.32%	September 2024	15.88	15.97	15.87	15.90	15.90	---	---	---	16.29	---	43	211	448
				December 2024	15.46	15.54	15.44	15.51	15.51	---	---	---	16.38	---	16	156	713
				March 2025	---	---	---	---	16.01	---	---	---	---	---	---	---	---
				June 2025	---	---	---	---	16.09	---	---	---	---	---	---	---	---
OPTIMA BANK (CR)				(Contract Size: 100 Securities, Physical Delivery)													
13	12.8	12.98	-0.15%	September 2024	---	---	---	---	12.84	---	---	---	13.13	---	---	---	41
				December 2024	---	---	---	---	12.79	---	---	---	12.96	---	---	---	55
				March 2025	---	---	---	---	13.13	---	---	---	---	---	---	---	---
				June 2025	---	---	---	---	13.20	---	---	---	---	---	---	---	---
OTE (CR)				(Contract Size: 100 Securities, Physical Delivery)													
15.17	15.05	15.15	0.33%	September 2024	15.10	15.16	15.05	15.15	15.15	---	---	---	15.32	---	100	2,018	2,231
				December 2024	15.27	15.34	15.20	15.31	15.31	---	---	---	15.34	---	67	1,899	1,192
				March 2025	---	---	---	---	15.26	---	---	---	---	---	---	---	---
				June 2025	---	---	---	---	15.33	---	---	---	---	---	---	---	---
P.P.A. S.A. (CR)				(Contract Size: 100 Securities, Physical Delivery)													
27.05	26.75	26.75	-0.56%	September 2024	27.07	27.07	27.07	27.07	27.07	---	---	---	27.33	---	3	15	22
				December 2024	27.37	27.37	27.37	27.37	27.37	---	---	---	27.37	---	3	15	48
				March 2025	---	---	---	---	27.18	---	---	---	---	---	---	---	---
				June 2025	---	---	---	---	27.31	---	---	---	---	---	---	---	---

Derivatives notes

Fixing prices and final open positions can be retrieved from the following path <http://www.helex.gr/el/web/guest/statistics-end-of-day-derivatives>

Underlying Asset				Derivatives Market													
Price max	Price min	Closing price	change	Delivery Month	Open price	Price max	Price min	Last price	Closing price	Last Bid	Last Ask	Fixing price*	Life high	Life low	Trades	Volume	Open Interest
PIRAEUS FINANCIAL HOLD (CR)																	
(Contract Size: 100 Securities, Physical Delivery)																	
3.87	3.793	3.793	-1.74%	September 2024	3.87	3.87	3.79	3.79	3.79	---	---	---	4.06	---	253	22,221	49,375
				December 2024	3.91	3.92	3.82	3.82	3.82	---	---	---	4.08	---	339	23,805	21,266
				March 2025	---	---	---	---	3.90	---	---	---	---	---	---	---	---
				June 2025	---	---	---	---	3.92	---	---	---	---	---	---	---	---
PPC (CR)																	
(Contract Size: 100 Securities, Physical Delivery)																	
11.49	11.23	11.27	-0.62%	September 2024	11.39	11.47	11.27	11.27	11.27	---	---	---	11.90	---	134	3,218	15,012
				December 2024	11.47	11.60	11.39	11.40	11.40	---	---	---	11.96	---	112	2,881	12,129
				March 2025	---	---	---	---	11.46	---	---	---	---	---	---	---	---
				June 2025	---	---	---	---	11.51	---	---	---	---	---	---	---	---
QUEST HOLDINGS (CR)																	
(Contract Size: 100 Securities, Physical Delivery)																	
5.29	5.2	5.24	-0.57%	September 2024	---	---	---	---	5.36	---	---	---	5.38	---	---	---	110
				December 2024	5.26	5.26	5.26	5.26	5.26	---	---	---	5.34	---	2	2	45
				March 2025	---	---	---	---	5.32	---	---	---	---	---	---	---	---
				June 2025	---	---	---	---	5.35	---	---	---	---	---	---	---	---
TERNA ENERGY (CR)																	
(Contract Size: 100 Securities, Physical Delivery)																	
19.5	19.41	19.5	0.41%	September 2024	19.42	19.49	19.42	19.49	19.49	---	---	---	19.55	---	87	4,473	9,451
				December 2024	19.45	19.69	19.45	19.69	19.69	---	---	---	19.69	---	18	3,441	13,490
				March 2025	---	---	---	---	19.62	---	---	---	---	---	---	---	---
				June 2025	---	---	---	---	19.72	---	---	---	---	---	---	---	---
TITAN CEMENT (CB)																	
(Contract Size: 100 Securities, Physical Delivery)																	
32.95	32.25	32.5	-1.37%	September 2024	33.21	33.21	32.35	32.35	32.35	---	---	---	33.56	---	4	51	244
				December 2024	32.80	33.31	32.80	32.90	32.90	---	---	---	33.31	---	4	56	231
				March 2025	---	---	---	---	33.29	---	---	---	---	---	---	---	---
				June 2025	---	---	---	---	33.46	---	---	---	---	---	---	---	---
VIOHALCO SA/NV (CB)																	
(Contract Size: 100 Securities, Physical Delivery)																	
5.62	5.51	5.52	-0.90%	September 2024	5.58	5.59	5.52	5.52	5.52	---	---	---	6.50	---	38	674	2,611
				December 2024	5.65	5.66	5.57	5.57	5.57	---	---	---	6.15	---	67	741	1,742
				March 2025	---	---	---	---	5.63	---	---	---	---	---	---	---	---
				June 2025	---	---	---	---	5.66	---	---	---	---	---	---	---	---

Derivatives notes

Fixing prices and final open positions can be retrieved from the following path <http://www.helex.gr/el/web/guest/statistics-end-of-day-derivatives>

FTSE/Athex Large Cap

(Trade Unit: 1 Index Point x 2€ - Exercise Style: European, Cash Settlement)

Call Options																Put Options																					
September 2024								October 2024								Other Months		September 2024								October 2024								Other Months		Exercise Price	
Open price	Price max	Price min	Last price	Closing price	Volume	Open Interest	Open price	Price max	Price min	Last price	Closing price	Volume	Open Interest	Volume	Open Interest	Open price	Price max	Price min	Last price	Closing price	Volume	Open Interest	Open price	Price max	Price min	Last price	Closing price	Volume	Open Interest	Volume	Open Interest						
2,450	0.00	0.00	0.00	-	1,014.00	-	-	-	-	-	-	-	-	-	-	0.00	0.00	0.00	-	0.01	-	-	-	-	-	-	-	-	-	-	-	2,450					
2,500	0.00	0.00	0.00	-	964.00	-	-	-	-	-	-	-	-	-	-	0.00	0.00	0.00	-	0.01	-	-	-	-	-	-	-	-	-	-	-	2,500					
2,550	0.00	0.00	0.00	-	914.00	-	-	-	-	-	-	-	-	-	-	0.00	0.00	0.00	-	0.01	-	-	-	-	-	-	-	-	-	-	-	2,550					
2,600	0.00	0.00	0.00	-	864.00	-	-	-	-	-	-	-	-	-	-	0.00	0.00	0.00	-	0.01	-	-	-	-	-	-	-	-	-	-	-	2,600					
2,650	0.00	0.00	0.00	-	814.00	-	-	-	-	-	-	-	-	-	-	0.00	0.00	0.00	-	0.01	-	-	-	-	-	-	-	-	-	-	-	2,650					
2,700	0.00	0.00	0.00	-	764.00	-	-	-	-	-	-	-	-	-	-	0.00	0.00	0.00	-	0.02	-	-	-	-	-	-	-	-	-	-	-	2,700					
2,750	0.00	0.00	0.00	-	714.00	-	-	-	-	-	-	-	-	-	-	0.00	0.00	0.00	-	0.01	-	-	-	-	-	-	-	-	-	-	-	2,750					
2,800	0.00	0.00	0.00	-	664.00	-	-	-	-	-	-	-	-	-	-	0.00	0.00	0.00	-	0.01	-	-	-	-	-	-	-	-	-	-	-	2,800					
2,850	0.00	0.00	0.00	-	614.00	-	-	-	-	-	-	-	-	-	-	0.00	0.00	0.00	-	0.01	-	-	-	-	-	-	-	-	-	-	-	2,850					
2,900	0.00	0.00	0.00	-	564.00	-	-	-	-	-	-	-	-	-	-	0.00	0.00	0.00	-	0.01	-	-	-	-	-	-	-	-	-	-	-	2,900					
2,950	0.00	0.00	0.00	-	514.00	-	-	-	-	-	-	-	-	-	-	0.00	0.00	0.00	-	0.03	-	-	-	-	-	-	-	-	-	-	-	2,950					
3,000	0.00	0.00	0.00	-	464.00	-	-	0.00	0.00	0.00	-	467.00	-	-	-	0.00	0.00	0.00	-	0.01	-	-	0.00	0.00	0.00	-	0.67	-	-	-	3,000						
3,050	0.00	0.00	0.00	-	414.00	-	-	0.00	0.00	0.00	-	418.00	-	-	-	0.00	0.00	0.00	-	0.01	-	-	0.00	0.00	0.00	-	1.40	-	-	-	3,050						
3,100	0.00	0.00	0.00	-	364.00	-	-	0.00	0.00	0.00	-	369.00	-	-	-	0.00	0.00	0.00	-	0.01	-	-	0.00	0.00	0.00	-	2.90	-	-	-	3,100						
3,150	0.00	0.00	0.00	-	314.00	-	-	0.00	0.00	0.00	-	322.00	-	-	-	0.00	0.00	0.00	-	0.04	-	-	0.00	0.00	0.00	-	5.40	-	-	-	3,150						
3,200	0.00	0.00	0.00	-	264.00	-	-	0.00	0.00	0.00	-	276.00	-	-	-	0.00	0.00	0.00	-	0.01	-	-	0.00	0.00	0.00	-	9.60	-	-	-	3,200						
3,250	0.00	0.00	0.00	-	214.00	-	-	0.00	0.00	0.00	-	233.00	-	-	-	0.00	0.00	0.00	-	0.01	-	50	0.00	0.00	0.00	-	16.00	-	-	-	3,250						
3,300	0.00	0.00	0.00	-	164.00	-	20	0.00	0.00	0.00	-	192.00	-	-	-	0.00	0.00	0.00	-	0.14	-	40	0.00	0.00	0.00	-	25.50	-	-	-	3,300						
3,350	0.00	0.00	0.00	-	115.00	-	-	0.00	0.00	0.00	-	155.00	-	40	-	0.00	0.00	0.00	-	1.20	-	16	42.75	42.75	42.50	42.50	42.50	40	20	-	3,350						
3,400	0.00	0.00	0.00	-	70.50	-	1	110.00	110.00	110.00	110.00	110.00	20	20	-	0.00	0.00	0.00	-	6.00	-	142	60.00	60.00	60.00	60.00	60.00	1	60	-	3,400						
3,450	27.00	27.00	19.50	19.50	19.50	3	179	0.00	0.00	0.00	-	94.00	-	20	-	23.75	27.00	23.75	23.75	23.75	23.75	1	41	85.00	85.00	85.00	85.00	85.00	1	100	-	3,450					
3,500	0.00	0.00	0.00	-	13.00	-	25	0.00	0.00	0.00	-	70.50	-	20	-	0.00	0.00	0.00	-	48.75	-	121	111.00	111.00	111.00	111.00	111.00	20	21	-	3,500						
3,550	0.00	0.00	0.00	-	3.40	-	60	0.00	0.00	0.00	-	51.50	-	62	-	0.00	0.00	0.00	-	89.00	-	80	0.00	0.00	0.00	-	134.00	-	62	-	3,550						
3,600	0.00	0.00	0.00	-	0.63	-	20	0.00	0.00	0.00	-	36.50	-	40	-	0.00	0.00	0.00	-	136.00	-	-	0.00	0.00	0.00	-	169.00	-	-	-	3,600						
3,650	0.00	0.00	0.00	-	0.08	-	21	0.00	0.00	0.00	-	25.25	-	-	-	0.00	0.00	0.00	-	186.00	-	-	0.00	0.00	0.00	-	208.00	-	-	-	3,650						
3,700	0.00	0.00	0.00	-	0.01	-	-	0.00	0.00	0.00	-	16.75	-	-	-	0.00	0.00	0.00	-	236.00	-	-	0.00	0.00	0.00	-	249.00	-	-	-	3,700						
3,750	0.00	0.00	0.00	-	0.06	-	-	0.00	0.00	0.00	-	11.00	-	-	-	0.00	0.00	0.00	-	286.00	-	-	0.00	0.00	0.00	-	293.00	-	-	-	3,750						
3,800	0.00	0.00	0.00	-	0.01	-	-	0.00	0.00	0.00	-	6.90	-	-	-	0.00	0.00	0.00	-	336.00	-	-	0.00	0.00	0.00	-	339.00	-	-	-	3,800						
3,850	0.00	0.00	0.00	-	0.01	-	-	0.00	0.00	0.00	-	4.30	-	-	-	0.00	0.00	0.00	-	386.00	-	-	0.00	0.00	0.00	-	387.00	-	-	-	3,850						
3,900	0.00	0.00	0.00	-	0.02	-	-	0.00	0.00	0.00	-	2.50	-	-	-	0.00	0.00	0.00	-	436.00	-	-	0.00	0.00	0.00	-	435.00	-	-	-	3,900						
Totals:						3	326							20	202	0	0							1	490							62	263	0	0		
Number of Trades:						2							1							0							1							5			0

ALPHA SERVICES HOLD (CR)

(Contract Size: 100 Securities, Exercise Style: American, Physical Delivery)

Call Options															Put Options																		
September 2024							October 2024							Other Months		September 2024					October 2024					Other Months		Exercise Price					
Open price	Price max	Price min	Last price	Closing price	Volume	Open Interest	Open price	Price max	Price min	Last price	Closing price	Volume	Open Interest	Volume	Open Interest	Open price	Price max	Price min	Last price	Closing price	Volume	Open Interest	Open price	Price max	Price min	Last price	Closing price		Volume	Open Interest	Volume	Open Interest	
0.850	0.000	0.000	0.000	0.720	-	-										0.000	0.000	0.000	0.001	-	-											0.009	
0.900	0.000	0.000	0.000	0.670	-	-										0.000	0.000	0.000	0.002	-	-											0.009	
0.950	0.000	0.000	0.000	0.620	-	-										0.000	0.000	0.000	0.001	-	-											0.010	
1.000	0.000	0.000	0.000	0.570	-	-	0.000	0.000	0.000	0.572	-	-				0.000	0.000	0.000	0.001	-	-	0.000	0.000	0.000	0.001	-	-					0.010	
1.100	0.000	0.000	0.000	0.470	-	-	0.000	0.000	0.000	0.472	-	-				0.000	0.000	0.000	0.001	-	-	0.000	0.000	0.000	0.001	-	-					0.011	
1.200	0.000	0.000	0.000	0.370	-	-	0.000	0.000	0.000	0.372	-	-				0.000	0.000	0.000	0.001	-	-	0.000	0.000	0.000	0.001	-	-					0.012	
1.300	0.000	0.000	0.000	0.270	-	-	0.000	0.000	0.000	0.275	-	-				0.000	0.000	0.000	0.005	-	-	0.000	0.000	0.000	0.002	-	-					0.013	
1.400	0.000	0.000	0.000	0.172	-	-	0.000	0.000	0.000	0.184	-	-				0.000	0.000	0.000	0.002	-	-	0.000	0.000	0.000	0.012	-	-					0.014	
1.500	0.000	0.000	0.000	0.086	-	-	0.000	0.000	0.000	0.109	-	-				0.000	0.000	0.000	0.015	-	-	0.000	0.000	0.000	0.036	-	-					0.015	
1.600	0.000	0.000	0.000	0.029	-	-	0.000	0.000	0.000	0.056	-	-				0.000	0.000	0.000	0.059	-	-	0.000	0.000	0.000	0.083	-	-					0.016	
1.700	0.000	0.000	0.000	0.006	-	-	0.000	0.000	0.000	0.025	-	-				0.000	0.000	0.000	0.136	-	-	0.000	0.000	0.000	0.152	-	-					0.017	
1.800	0.000	0.000	0.000	0.001	-	-	0.000	0.000	0.000	0.009	-	-				0.000	0.000	0.000	0.231	-	-	0.000	0.000	0.000	0.237	-	-					0.018	
1.900	0.000	0.000	0.000	0.001	-	-	0.000	0.000	0.000	0.003	-	-				0.000	0.000	0.000	0.330	-	-	0.000	0.000	0.000	0.331	-	-					0.019	
2.000	0.000	0.000	0.000	0.001	-	-	0.000	0.000	0.000	0.001	-	-				0.000	0.000	0.000	0.430	-	-	0.000	0.000	0.000	0.430	-	-					0.020	
2.200	0.000	0.000	0.000	0.001	-	-	0.000	0.000	0.000	0.001	-	-				0.000	0.000	0.000	0.630	-	-	0.000	0.000	0.000	0.630	-	-					0.022	
2.400	0.000	0.000	0.000	0.001	-	-	0.000	0.000	0.000	0.001	-	-				0.000	0.000	0.000	0.830	-	-	0.000	0.000	0.000	0.830	-	-					0.024	
2.600	0.000	0.000	0.000	0.001	-	-										0.000	0.000	0.000	1.03	-	-											0.026	
Totals:					0	0																											
Number of Trades:					0																												

NATIONAL BANK (CR)

(Contract Size: 100 Securities, Exercise Style: American, Physical Delivery)

Call Options														Put Options																				
September 2024							October 2024							Other Months		September 2024							October 2024							Other Months				
Exercise Price	Open price	Price max	Price min	Last price	Closing price	Volume	Open Interest	Open price	Price max	Price min	Last price	Closing price	Volume	Open Interest	Volume	Open Interest	Open price	Price max	Price min	Last price	Closing price	Volume	Open Interest	Open price	Price max	Price min	Last price	Closing price	Volume	Open Interest	Volume	Open Interest	Exercise Price	
3.400	0.000	0.000	0.000		4.06	-	-						-	-			0.000	0.000	0.000		0.001	-	-						-	-			0.034	
3.600	0.000	0.000	0.000		3.86	-	-						-	-			0.000	0.000	0.000		0.001	-	-						-	-			0.036	
3.800	0.000	0.000	0.000		3.66	-	-						-	-			0.000	0.000	0.000		0.001	-	-						-	-			0.038	
4.000	0.000	0.000	0.000		3.46	-	-						-	-			0.000	0.000	0.000		0.001	-	-						-	-			0.040	
4.400	0.000	0.000	0.000		3.06	-	-						-	-			0.000	0.000	0.000		0.001	-	-						-	-			0.044	
4.800	0.000	0.000	0.000		2.66	-	-						-	-			0.000	0.000	0.000		0.001	-	-						-	-			0.048	
5.200	0.000	0.000	0.000		2.26	-	-	0.000	0.000	0.000		2.27	-	-			0.000	0.000	0.000		0.001	-	-	0.000	0.000	0.000		0.001	-	-			0.052	
5.600	0.000	0.000	0.000		1.86	-	-	0.000	0.000	0.000		1.87	-	-			0.000	0.000	0.000		0.001	-	-	0.000	0.000	0.000		0.001	-	-			0.056	
6.000	0.000	0.000	0.000		1.46	-	-	0.000	0.000	0.000		1.47	-	-			0.000	0.000	0.000		0.001	-	-	0.000	0.000	0.000		0.005	-	-			0.060	
6.400	0.000	0.000	0.000		1.06	-	-	0.000	0.000	0.000		1.09	-	-			0.000	0.000	0.000		0.001	-	-	0.000	0.000	0.000		0.022	-	-			0.064	
6.800	0.000	0.000	0.000		0.661	-	-	0.000	0.000	0.000		0.747	-	-			0.000	0.000	0.000		0.001	-	6	0.000	0.000	0.000		0.075	-	-			0.068	
7.200	0.000	0.000	0.000		0.277	-	-	0.000	0.000	0.000		0.463	-	-			0.000	0.000	0.000		0.015	-	-	0.000	0.000	0.000		0.191	-	-			0.072	
7.600	0.000	0.000	0.000		0.042	-	-	0.000	0.000	0.000		0.258	-	-			0.000	0.000	0.000		0.181	-	-	0.000	0.000	0.000		0.386	-	-			0.076	
8.000	0.000	0.000	0.000		0.001	-	-	0.000	0.000	0.000		0.127	-	4			0.000	0.000	0.000		0.541	-	-	0.000	0.000	0.000		0.656	-	-			0.080	
8.400	0.000	0.000	0.000		0.003	-	-	0.000	0.000	0.000		0.055	-	-			0.000	0.000	0.000		0.940	-	-	0.000	0.000	0.000		0.984	-	-			0.084	
8.800	0.000	0.000	0.000		0.001	-	-	0.000	0.000	0.000		0.022	-	-			0.000	0.000	0.000		1.34	-	-	0.000	0.000	0.000		1.35	-	-			0.088	
9.200	0.000	0.000	0.000		0.001	-	-	0.000	0.000	0.000		0.007	-	-			0.000	0.000	0.000		1.74	-	-	0.000	0.000	0.000		1.74	-	-			0.092	
9.600	0.000	0.000	0.000		0.001	-	-	0.000	0.000	0.000		0.002	-	-			0.000	0.000	0.000		2.14	-	-	0.000	0.000	0.000		2.14	-	-			0.096	
10.000	0.000	0.000	0.000		0.002	-	-	0.000	0.000	0.000		0.001	-	-			0.000	0.000	0.000		2.54	-	-	0.000	0.000	0.000		2.54	-	-			0.100	
11.000	0.000	0.000	0.000		0.001	-	-	0.000	0.000	0.000		0.001	-	-			0.000	0.000	0.000		3.54	-	-	0.000	0.000	0.000		3.54	-	-			0.110	
Totals:						0	0						0	4	0	0						0	6							0	0	0	304	
Number of Trades:						0							0		0							0.00							0		0			

OPAP (CR)

(Contract Size: 100 Securities, Exercise Style: American, Physical Delivery)

Exercise Price	Call Options												Put Options												Exercise Price													
	September 2024						October 2024						Other Months		September 2024						October 2024						Other Months											
	Open price	Price max	Price min	Last price	Closing price	Volume	Open Interest	Open price	Price max	Price min	Last price	Closing price	Volume	Open Interest	Volume	Open Interest	Open price	Price max	Price min	Last price	Closing price	Volume	Open Interest	Open price		Price max	Price min	Last price	Closing price	Volume	Open Interest	Volume	Open Interest					
9.600	0.000	0.000	0.000	6.25	-	-	0.000	0.000	0.000	5.87	-	-	0.000	0.000	0.000	0.001	-	-	0.000	0.000	0.000	0.001	-	-	0.000	0.000	0.000	0.001	-	-	0.000	0.000	0.000	0.001	-	-	0.096	
10.000	0.000	0.000	0.000	5.85	-	-	0.000	0.000	0.000	5.87	-	-	0.000	0.000	0.000	0.001	-	-	0.000	0.000	0.000	0.001	-	-	0.000	0.000	0.000	0.001	-	-	0.000	0.000	0.000	0.001	-	-	0.100	
11.000	0.000	0.000	0.000	4.85	-	-	0.000	0.000	0.000	4.87	-	-	0.000	0.000	0.000	0.001	-	-	0.000	0.000	0.000	0.001	-	-	0.000	0.000	0.000	0.001	-	-	0.000	0.000	0.000	0.001	-	-	0.110	
12.000	0.000	0.000	0.000	3.85	-	-	0.000	0.000	0.000	3.87	-	-	0.000	0.000	0.000	0.001	-	-	0.000	0.000	0.000	0.001	-	-	0.000	0.000	0.000	0.001	-	-	0.000	0.000	0.000	0.001	-	-	0.120	
13.000	0.000	0.000	0.000	2.85	-	-	0.000	0.000	0.000	2.87	-	-	0.000	0.000	0.000	0.001	-	-	0.000	0.000	0.000	0.001	-	-	0.000	0.000	0.000	0.002	-	-	0.000	0.000	0.000	0.002	-	-	0.130	
14.000	0.000	0.000	0.000	1.85	-	-	0.000	0.000	0.000	1.88	-	-	0.000	0.000	0.000	0.001	-	-	0.000	0.000	0.000	0.001	-	-	0.000	0.000	0.000	0.010	-	-	0.000	0.000	0.000	0.010	-	-	0.140	
15.000	0.000	0.000	0.000	0.853	-	-	0.000	0.000	0.000	0.982	-	-	0.000	0.000	0.000	0.001	-	20	0.000	0.000	0.000	0.001	-	20	0.000	0.000	0.000	0.106	-	-	0.000	0.000	0.000	0.106	-	-	0.150	
16.000	0.000	0.000	0.000	0.074	-	1	0.000	0.000	0.000	0.359	-	-	0.000	0.000	0.000	0.222	-	50	0.000	0.000	0.000	0.222	-	50	0.000	0.000	0.000	0.484	-	-	0.000	0.000	0.000	0.484	-	-	0.160	
17.000	0.000	0.000	0.000	0.001	-	-	0.000	0.000	0.000	0.082	-	70	0.000	0.000	0.000	1.15	-	10	0.000	0.000	0.000	1.15	-	10	0.000	0.000	0.000	1.21	-	-	0.000	0.000	0.000	1.21	-	-	0.170	
18.000	0.000	0.000	0.000	0.001	-	-	0.000	0.000	0.000	0.011	-	-	0.000	0.000	0.000	2.15	-	-	0.000	0.000	0.000	2.15	-	-	0.000	0.000	0.000	2.15	-	-	0.000	0.000	0.000	2.15	-	-	0.180	
19.000	0.000	0.000	0.000	0.001	-	-	0.000	0.000	0.000	0.001	-	-	0.000	0.000	0.000	3.15	-	-	0.000	0.000	0.000	3.15	-	-	0.000	0.000	0.000	3.15	-	-	0.000	0.000	0.000	3.15	-	-	0.190	
20.000	0.000	0.000	0.000	0.001	-	-	0.000	0.000	0.000	0.001	-	-	0.000	0.000	0.000	4.15	-	-	0.000	0.000	0.000	4.15	-	-	0.000	0.000	0.000	4.15	-	-	0.000	0.000	0.000	4.15	-	-	0.200	
22.000	0.000	0.000	0.000	0.001	-	-	0.000	0.000	0.000	0.001	-	-	0.000	0.000	0.000	6.15	-	-	0.000	0.000	0.000	6.15	-	-	0.000	0.000	0.000	6.15	-	-	0.000	0.000	0.000	6.15	-	-	0.220	
24.000	0.000	0.000	0.000	0.001	-	-	0.000	0.000	0.000	0.001	-	-	0.000	0.000	0.000	8.15	-	-	0.000	0.000	0.000	8.15	-	-	0.000	0.000	0.000	8.15	-	-	0.000	0.000	0.000	8.15	-	-	0.240	
Totals:						0	1					0	70	0	0			0	80									0	0	0	0			0	0			
Number of Trades:							0						0		0			0.00											0			0			0			

OTE (CR)

(Contract Size: 100 Securities, Exercise Style: American, Physical Delivery)

Exercise Price	Call Options													Put Options																						
	September 2024						October 2024						Other Months		September 2024						October 2024						Other Months		Exercise Price							
	Open price	Price max	Price min	Last price	Closing price	Volume	Open Interest	Open price	Price max	Price min	Last price	Closing price	Volume	Open Interest	Volume	Open Interest	Open price	Price max	Price min	Last price	Closing price	Volume	Open Interest	Open price	Price max	Price min	Last price	Closing price		Volume	Open Interest	Volume	Open Interest			
9.200	0.000	0.000	0.000	5.90	-	-	0.000	0.000	0.000	0.000	5.52	-	-	0.000	0.000	0.000	0.000	0.000	0.000	0.001	-	-	0.000	0.000	0.000	0.000	0.001	-		-	0.000	0.000	0.000	0.001	-	-
9.600	0.000	0.000	0.000	5.50	-	-	0.000	0.000	0.000	0.000	5.12	-	-	0.000	0.000	0.000	0.000	0.000	0.000	0.001	-	-	0.000	0.000	0.000	0.000	0.001	-	-	0.000	0.000	0.000	0.001	-	-	0.096
10.000	0.000	0.000	0.000	5.10	-	-	0.000	0.000	0.000	0.000	4.12	-	-	0.000	0.000	0.000	0.000	0.000	0.000	0.001	-	-	0.000	0.000	0.000	0.000	0.001	-	-	0.000	0.000	0.000	0.001	-	-	0.100
11.000	0.000	0.000	0.000	4.10	-	-	0.000	0.000	0.000	0.000	3.12	-	-	0.000	0.000	0.000	0.000	0.000	0.000	0.009	-	-	0.000	0.000	0.000	0.000	0.001	-	-	0.000	0.000	0.000	0.001	-	-	0.110
12.000	0.000	0.000	0.000	3.10	-	-	0.000	0.000	0.000	0.000	2.12	-	-	0.000	0.000	0.000	0.000	0.000	0.000	0.001	-	-	0.000	0.000	0.000	0.000	0.001	-	-	0.000	0.000	0.000	0.001	-	-	0.120
13.000	0.000	0.000	0.000	2.10	-	-	0.000	0.000	0.000	0.000	1.17	-	-	0.000	0.000	0.000	0.000	0.000	0.000	0.002	-	-	0.000	0.000	0.000	0.000	0.002	-	-	0.000	0.000	0.000	0.002	-	-	0.130
14.000	0.000	0.000	0.000	1.10	-	25	0.000	0.000	0.000	0.000	0.446	-	-	0.000	0.000	0.000	0.000	0.000	0.000	0.001	-	45	0.000	0.000	0.000	0.000	0.049	-	-	0.000	0.000	0.000	0.049	-	-	0.140
15.000	0.000	0.000	0.000	0.186	-	1	0.000	0.000	0.000	0.000	0.100	-	-	0.000	0.000	0.000	0.000	0.000	0.000	0.083	-	5	0.000	0.000	0.000	0.000	0.322	-	-	0.000	0.000	0.000	0.322	-	-	0.150
16.000	0.000	0.000	0.000	0.001	-	5	0.000	0.000	0.000	0.000	0.013	-	-	0.000	0.000	0.000	0.000	0.000	0.000	0.900	-	-	0.000	0.000	0.000	0.000	0.979	-	-	0.000	0.000	0.000	0.979	-	-	0.160
17.000	0.000	0.000	0.000	0.001	-	-	0.000	0.000	0.000	0.000	0.001	-	-	0.000	0.000	0.000	0.000	0.000	0.000	1.90	-	-	0.000	0.000	0.000	0.000	1.90	-	-	0.000	0.000	0.000	1.90	-	-	0.170
18.000	0.000	0.000	0.000	0.001	-	-	0.000	0.000	0.000	0.000	0.001	-	-	0.000	0.000	0.000	0.000	0.000	0.000	2.90	-	-	0.000	0.000	0.000	0.000	2.90	-	-	0.000	0.000	0.000	2.90	-	-	0.180
19.000	0.000	0.000	0.000	0.001	-	-	0.000	0.000	0.000	0.000	0.001	-	-	0.000	0.000	0.000	0.000	0.000	0.000	3.90	-	-	0.000	0.000	0.000	0.000	3.90	-	-	0.000	0.000	0.000	3.90	-	-	0.190
20.000	0.000	0.000	0.000	0.001	-	-	0.000	0.000	0.000	0.000	0.001	-	-	0.000	0.000	0.000	0.000	0.000	0.000	4.90	-	-	0.000	0.000	0.000	0.000	4.90	-	-	0.000	0.000	0.000	4.90	-	-	0.200
Totals:						0	31					0	0	0	0							0	50						0	0	0	0				
Number of Trades:							0						0		0								0.00							0			0			

PIRAEUS FINANCIAL HOLD (CR)

(Contract Size: 100 Securities, Exercise Style: American, Physical Delivery)

Call Options														Put Options																			
September 2024							October 2024							Other Months		September 2024							October 2024							Other Months		Exercise Price	
Open price	Price max	Price min	Last price	Closing price	Volume	Open Interest	Open price	Price max	Price min	Last price	Closing price	Volume	Open Interest	Volume	Open Interest	Open price	Price max	Price min	Last price	Closing price	Volume	Open Interest	Open price	Price max	Price min	Last price	Closing price	Volume	Open Interest	Volume	Open Interest		
1.800	0.000	0.000	0.000	2.06	-	-										0.000	0.000	0.000	0.001	-	-											0.018	
1.900	0.000	0.000	0.000	1.96	-	-										0.000	0.000	0.000	0.001	-	-											0.019	
2.000	0.000	0.000	0.000	1.86	-	-										0.000	0.000	0.000	0.001	-	-											0.020	
2.200	0.000	0.000	0.000	1.66	-	-										0.000	0.000	0.000	0.001	-	-											0.022	
2.400	0.000	0.000	0.000	1.46	-	-	0.000	0.000	0.000		1.46	-	-			0.000	0.000	0.000	0.001	-	-		0.000	0.000	0.000	0.001	-	-				0.024	
2.600	0.000	0.000	0.000	1.26	-	-	0.000	0.000	0.000		1.26	-	-			0.000	0.000	0.000	0.001	-	-		0.000	0.000	0.000	0.001	-	-				0.026	
2.800	0.000	0.000	0.000	1.06	-	-	0.000	0.000	0.000		1.06	-	-			0.000	0.000	0.000	0.001	-	-		0.000	0.000	0.000	0.001	-	-				0.028	
3.000	0.000	0.000	0.000	0.860	-	-	0.000	0.000	0.000		0.866	-	-			0.000	0.000	0.000	0.001	-	-		0.000	0.000	0.000	0.001	-	-				0.030	
3.200	0.000	0.000	0.000	0.661	-	-	0.000	0.000	0.000		0.670	-	-			0.000	0.000	0.000	0.001	-	-		0.000	0.000	0.000	0.005	-	-				0.032	
3.400	0.000	0.000	0.000	0.461	-	-	0.000	0.000	0.000		0.485	-	-			0.000	0.000	0.000	0.001	-	-		0.000	0.000	0.000	0.019	-	-				0.034	
3.600	0.000	0.000	0.000	0.263	-	-	0.000	0.000	0.000		0.322	-	-			0.000	0.000	0.000	0.002	-	-		0.000	0.000	0.000	0.056	-	-				0.036	
3.800	0.000	0.000	0.000	0.095	-	-	0.000	0.000	0.000		0.193	-	-			0.000	0.000	0.000	0.034	-	-		0.000	0.000	0.000	0.127	-	-				0.038	
4.000	0.000	0.000	0.000	0.015	-	-	0.000	0.000	0.000		0.103	-	4			0.000	0.000	0.000	0.154	-	-		0.000	0.000	0.000	0.237	-	-				0.040	
4.400	0.000	0.000	0.000	0.002	-	-	0.000	0.000	0.000		0.021	-	-			0.000	0.000	0.000	0.540	-	-		0.000	0.000	0.000	0.556	-	-				0.044	
4.800	0.000	0.000	0.000	0.001	-	-	0.000	0.000	0.000		0.003	-	-			0.000	0.000	0.000	0.940	-	-		0.000	0.000	0.000	0.940	-	-				0.048	
5.200	0.000	0.000	0.000	0.001	-	-	0.000	0.000	0.000		0.001	-	-			0.000	0.000	0.000	1.34	-	-		0.000	0.000	0.000	1.34	-	-				0.052	
5.600	0.000	0.000	0.000	0.001	-	-	0.000	0.000	0.000		0.001	-	-			0.000	0.000	0.000	1.74	-	-		0.000	0.000	0.000	1.74	-	-				0.056	
6.000	0.000	0.000	0.000	0.001	-	-	0.000	0.000	0.000		0.001	-	-			0.000	0.000	0.000	2.14	-	-		0.000	0.000	0.000	2.14	-	-				0.060	
6.400	0.000	0.000	0.000	0.001	-	-										0.000	0.000	0.000	2.54	-	-											0.064	
Totals:					0	0						0	4	0	0							0	0									0	0
Number of Trades:					0							0		0									0.00									0	

PPC (CR)

(Contract Size: 100 Securities, Exercise Style: American, Physical Delivery)

Call Options															Put Options																				
September 2024							October 2024							Other Months		September 2024					October 2024					Other Months		Exercise Price							
Exercise Price	Open price	Price max	Price min	Last price	Closing price	Volume	Open Interest	Open price	Price max	Price min	Last price	Closing price	Volume	Open Interest	Volume	Open Interest	Open price	Price max	Price min	Last price	Closing price	Volume	Open Interest	Open price	Price max	Price min	Last price		Closing price	Volume	Open Interest	Volume	Open Interest		
6.800	0.000	0.000	0.000		4.54	-	-						-	-			0.000	0.000	0.000		0.001	-	-					-	-			0.068			
7.200	0.000	0.000	0.000		4.14	-	-						-	-			0.000	0.000	0.000		0.001	-	-					-	-			0.072			
7.600	0.000	0.000	0.000		3.74	-	-						-	-			0.000	0.000	0.000		0.001	-	-					-	-			0.076			
8.000	0.000	0.000	0.000		3.34	-	-	0.000	0.000	0.000		3.35	-	-			0.000	0.000	0.000		0.001	-	-	0.000	0.000	0.000		0.002	-	-			0.080		
8.400	0.000	0.000	0.000		2.94	-	-	0.000	0.000	0.000		2.95	-	-			0.000	0.000	0.000		0.001	-	-	0.000	0.000	0.000		0.001	-	-			0.084		
8.800	0.000	0.000	0.000		2.54	-	-	0.000	0.000	0.000		2.56	-	-			0.000	0.000	0.000		0.001	-	-	0.000	0.000	0.000		0.001	-	-			0.088		
9.200	0.000	0.000	0.000		2.14	-	-	0.000	0.000	0.000		2.16	-	-			0.000	0.000	0.000		0.001	-	-	0.000	0.000	0.000		0.002	-	-			0.092		
9.600	0.000	0.000	0.000		1.74	-	-	0.000	0.000	0.000		1.76	-	-			0.000	0.000	0.000		0.001	-	-	0.000	0.000	0.000		0.007	-	-			0.096		
10.000	0.000	0.000	0.000		1.34	-	-	0.000	0.000	0.000		1.38	-	-			0.000	0.000	0.000		0.001	-	-	0.000	0.000	0.000		0.026	-	-			0.100		
11.000	0.000	0.000	0.000		0.381	-	67	0.000	0.000	0.000		0.585	-	30			0.000	0.000	0.000		0.039	-	5	0.000	0.000	0.000		0.226	-	-			0.110		
12.000	0.000	0.000	0.000		0.008	-	2	0.000	0.000	0.000		0.155	-	46			0.000	0.000	0.000		0.667	-	-	0.000	0.000	0.000		0.798	-	-			0.120		
13.000	0.000	0.000	0.000		0.001	-	-	0.000	0.000	0.000		0.024	-	-			0.000	0.000	0.000		1.66	-	-	0.000	0.000	0.000		1.67	-	-			0.130		
14.000	0.000	0.000	0.000		0.001	-	-	0.000	0.000	0.000		0.002	-	-			0.000	0.000	0.000		2.66	-	-	0.000	0.000	0.000		2.66	-	-			0.140		
15.000	0.000	0.000	0.000		0.001	-	-	0.000	0.000	0.000		0.001	-	-			0.000	0.000	0.000		3.66	-	-	0.000	0.000	0.000		3.66	-	-			0.150		
16.000	0.000	0.000	0.000		0.001	-	-	0.000	0.000	0.000		0.002	-	-			0.000	0.000	0.000		4.66	-	-	0.000	0.000	0.000		4.66	-	-			0.160		
17.000	0.000	0.000	0.000		0.001	-	-	0.000	0.000	0.000		0.002	-	-			0.000	0.000	0.000		5.66	-	-	0.000	0.000	0.000		5.66	-	-			0.170		
18.000	0.000	0.000	0.000		0.001	-	-						-	-			0.000	0.000	0.000		6.66	-	-					-	-			0.180			
Totals:						0	69						0	76	0	0								0	5							0	10	0	0
Number of Trades:						0							0		0									0.00								0		0	

Lending Products	Underlying Title	Open Interest[5]	Multilateral Transactions[1]				Bilateral Transactions[2]		Stock Borrowing through OTC (volume)[3]	
			Volume(Offered)	Average Weighted	Transactions volume	Average Weighted	Transactions Volume	Average Weighted	Transactions Volume	
ADMIEBOR	ADMIE (IPTO) HOLDING S.A. (CR)	1,000	---	---	---	---	---	---	254,440	
AEGNBOR	AEGEAN AIRLINES (CR)	---	---	---	---	---	---	---	385,467	
AETFBOR	ALPHA ETF FTSE Athex Large Cap	---	---	---	---	---	---	---	---	
ALPHABOR	ALPHA SERVICES HOLD (CR)	10,000	---	---	---	---	---	---	66,395,020	
AIABOR	ATHENS INTL AIRPORT (CR)	---	---	---	---	---	---	---	182,800	
ACAGBOR	AUSTRIACARD (CB)	---	---	---	---	---	---	---	1,000	
OTOELBOR	AUTOHELLAS SA (CR)	1,500	---	---	---	---	---	---	63,317	
AVAXBOR	AVAX S.A. (CR)	1,100	---	---	100	4.45%	---	---	---	
EEEBOR	CC HBC AG (CR)	31,583	---	---	---	---	---	---	77,221	
CENERBOR	CENERGY HOLDINGS (CB)	---	---	---	---	---	---	---	25,178	
DIMANDBOR	DIMAND (CR)	---	---	---	---	---	---	---	84,390	
ELLAKTORBOR	ELLAKTOR (CR)	7,681	---	---	---	---	---	---	79,310	
ELHABOR	ELVALHALCOR (CR)	788	---	---	---	---	---	---	281,676	
EPSILBOR	EPSILON NET (CR)	---	---	---	---	---	---	---	8,000	
EUROBBOR	EUROBANK HOLDINGS (CR)	10,000	---	---	---	---	---	---	35,948,061	
EYDAPBOR	EYDAP S.A. (CR)	845	---	---	---	---	---	---	209,465	
FOYRKBOR	FOURLIS (CR)	611	---	---	---	---	---	---	24,673	
GEKTERNABOR	GEK TERNA (CR)	---	---	---	---	---	---	---	10,360	
SARBOR	GR. SARANTIS S.A. (CR)	5,808	---	---	---	---	---	---	26,411	
EXAEBOR	HELLENIC EXCHANGES-A.S.E. (CR)	---	---	---	---	---	---	---	152,047	
ELPEBOR	HELLENIQ ENERGY (CR)	6,321	---	---	---	---	---	---	1,275,199	
INTEKBOR	IDEAL HOLDINGS (CR)	---	---	---	---	---	---	---	14,800	
INTRKBOR	INTRACOM HOLDINGS (CR)	---	---	---	---	---	---	---	23,997	
INKATBOR	INTRAKAT (CR)	---	---	---	---	---	---	---	766,728	
INLOTBOR	INTRALOT (CR)	---	---	---	---	---	---	---	1,395,769	
BELABOR	JUMBO SA (CR)	354	---	---	---	---	---	---	204,262	
KRIBOR	KRI-KRI S.A. (CR)	---	---	---	---	---	---	---	---	
LAMDABOR	LAMDA DEVELOPMENT SA (CR)	---	---	---	---	---	---	---	233,705	
LAVIBOR	LAVIPHARM SA (CR)	---	---	---	---	---	---	---	---	
MYTILBOR	METLEN ENERGY & METALS (CR)	---	---	---	---	---	---	---	197,377	
MIGBOR	MIG (CR)	541	---	---	---	---	---	---	40,179	

Stock Lending Notes

[1] - Multilateral contracts Lending or Borrowing as per Methods 8-1, 8-2 and 8-3-3 (According to ATHEX BoD Resolution No.17)

[2] - Bilateral Contracts Lending or Borrowing as per Methods 8-3-1 and 8-3-2 & Contracts as per Method 4 (According to ATHEX BoD Resolution No.20)

[3] - The information concerning OTC Stock Borrowing Transactions is based on the statements of the Dematerialised Securities System (DSS) operators involved and refers to volumes that have been registered up until the previous working day.

[4] - Average Price (Volume weighted)

[5] - The Data concerning Open Interest before the start of trading session

Lending Products	Underlying Title	Open Interest[5]	Multilateral Transactions[1]				Bilateral Transactions[2]		Stock Borrowing through OTC (volume)[3]	
			Volume(Offered)	Average Weighted	Transactions volume	Average Weighted	Transactions Volume	Average Weighted	Transactions Volume	
MOHBOR	MOTOR OIL (CR)	---	---	---	---	---	---	---	750,655	
ETEBOR	NATIONAL BANK (CR)	58,737	---	---	---	---	---	---	12,713,356	
OPAPBOR	OPAP (CR)	2,542	---	---	---	---	---	---	1,684,321	
OPTIMABOR	OPTIMA BANK (CR)	7,300	---	---	---	---	---	---	1,004,936	
HTOBOR	OTE (CR)	---	---	---	---	---	---	---	1,669,819	
PPABOR	P.P.A. S.A. (CR)	---	---	---	---	---	---	---	70,384	
TPEIRBOR	PIRAEUS FINANCIAL HOLD (CR)	---	---	---	---	---	---	---	14,885,291	
PPCBOR	PPC (CR)	2,000	---	---	---	---	---	---	1,469,484	
PROFBOR	PROFILE SA (CR)	---	---	---	---	---	---	---	10,000	
QUESTBOR	QUEST HOLDINGS (CR)	587	---	---	---	---	---	---	19,882	
OLYMPBOR	TECHNICAL OLYMPIC SA (CR)	---	---	---	---	---	---	---	---	
TENERGYBOR	TERNA ENERGY (CR)	---	---	---	---	---	---	---	493,463	
EYAPSBOR	THESSALONIKA WATER & SEWERAGE	---	---	---	---	---	---	---	---	
PLATBOR	THRACE PLASTICS SA (CR)	---	---	---	---	---	---	---	1,596	
TITCBOR	TITAN CEMENT (CB)	1,600	---	---	---	---	---	---	196,213	
VIORBOR	VIHALCO SA/NV (CB)	26,022	---	---	---	---	---	---	---	

Stock Lending Notes

[1] - Multilateral contracts Lending or Borrowing as per Methods 8-1, 8-2 and 8-3-3 (According to ATHEX BoD Resolution No.17)

[2] - Bilateral Contracts Lending or Borrowing as per Methods 8-3-1 and 8-3-2 & Contracts as per Method 4 (According to ATHEX BoD Resolution No.20)

[3] - The information concerning OTC Stock Borrowing Transactions is based on the statements of the Dematerialised Securities System (DSS) operators involved and refers to volumes that have been registered up until the previous working day.

[4] - Average Price (Volume weighted)

[5] - The Data concerning Open Interest before the start of trading session

Sectors codification for listed companies

12003-	ETF	10101010	Computer Services
10101015	Software	10102030	Computer Hardware
15101010	Telecommunications Equipment	15102015	Telecommunications Services
20101010	Health Care Facilities	20101025	Health Care Services
20102010	Medical Equipment	20103015	Pharmaceuticals
30101010	Banks	30202000	Diversified Financial Services
30202010	Asset Managers & Custodians	30202015	Investment Services
30204000	Closed End Investments	30302010	Full Line Insurance
30302015	Insurance Brokers	30302025	Property and Casualty Insurance
35101010	Real Estate Holding and Development	35101015	Real Estate Services
35102000	Diversified REITs	35102030	Office REITs
35102045	Retail REITs.	40201040	Rental & Leasing Services: Consumer
40202010	Home Construction	40202015	Household Furnishings
40202020	Household Appliance	40203040	Electronic Entertainment
40204020	Clothing & Accessories	40301010	Entertainment
40301030	Publishing	40301035	Radio & TV Broadcasters
40401010	Diversified Retailers	40401020	Apparel Retailers
40401025	Home Improvement Retailers	40401030	Specialty Retailers
40501010	Airlines	40501015	Travel & Tourism
40501020	Casinos & Gambling	40501025	Hotels & Motels
45101015	Distillers & Vintners	45101020	Soft Drinks
45102010	Farming Fishing Ranching & Plantations	45102020	Food Products
45103010	Tobacco	45201010	Food Retailers & Wholesalers
45201020	Personal Products	50101010	Construction
50101020	Building Roof/Wallboard and Plumbing	50101030	Cement
50101035	Building Materials: Other	50202010	Electrical Components
50203015	Plastics	50203030	Containers & Packaging
50204000	Machinery: Industrial	50204020	Machinery: Construction & Handling
50205010	Industrial Suppliers	50205020	Back Office Support HR & Consulting
50205030	Forms & Bulk Printing Services	50206015	Commercial Vehicles & Parts
50206030	Marine Transportation	50206060	Transportation Services
55101000	Diversified Materials	55101020	Textile Products
55102000	General Mining	55102010	Iron & Steel
55102015	Metal Fabricating	55102035	Aluminum
60101020	Oil Refining and Marketing	65101010	Alternative Electricity
65101015	Conventional Electricity	65102000	Multi-Utilities
65102030	Water		



ATHEX
Athens Stock Exchange

Λεωφ. Αθηνών 110 104 42 Αθήνα
110, Athinon Ave. GR 104 42 Athens
tel. (+30)210-33.66.800, fax (+30)210-33.66.101
www.athexgroup.gr