

24

Ημερήσιο Δελτίο
Συναλλακτικής Δραστηριότητας

Daily Official List
of Trading Activity

Monday, 16 September, 2024
Year: 145 Trading Day No: 175



ATHEXGROUP
Athens Exchange Group

Disclaimer:

Hellenic Exchanges-Athens Stock Exchange S.A endeavours to ensure that the data and other material ("Information") presented on the Daily Official List are accurate and complete, but it is not liable for any errors or omissions of data or /and for the accuracy, credibility, updating and completeness of the aforesaid information nor it has any liability arising directly or indirectly from the use of the above Information.

The Company is not liable for the accuracy of the data included in listed companies' announcements. Only the sender of such an announcement is fully and solely liable for any infringement of third party's rights from the content of such announcement. All contents of the Daily Official List are provided only for information purposes and do not constitute investment advice or solicitation to invest in securities or other products listed for trading on the Exchange.

You acknowledge and agree that the Company is the owner of any property rights related to any Information appearing on the Daily Official List including intellectual property rights copyright, trademarks, etc.

The above data are a property of the Hellenic Exchanges-Athens Exchange and are copyright protected. Users are forbidden to reproduce, modify, copy, sale, transmit or redistribute, by all reproduction means and methods, part or the whole of the above data, without reference to their source.

The commercial exploitation of these data is, also, forbidden by third parties. Hellenic Exchanges-Athens Exchange does not carry any responsibility, direct or indirect, derived from usage or accidental alteration of the above data when used by third parties.

Hellenic Exchanges – Athens Stock Exchange S.A.

110 Athinon Ave., 10442 Athens, Tel: (210) 33.66.800, Fax: (210) 32.13.938

www.athexgroup.gr

Thessalonica Stock Exchange Center (T.S.E.C)

16-18 Katouni Str., Thessalonica 546 25 Tel: (2310) 567.667, Fax: (2310) 530.545

Athex Members Guarantee Fund

14-16 Fidiou Str., Athens 106 78, Tel: (210) 33.04.682, Fax: (210) 33.04.155

Hellenic Republic Capital Market Commission

1 Kolokotroni Str. & 1 Stadiou Str., Athens 10562 Tel: (210) 33.77.100 Fax: (210) 33.77.173

Table of Contents

Section 1: Statistical Figures of Securities, Derivatives and Lending

Summary of Markets

Athex Indices

Analytic Figures for Athex Market's Boards and Categories

Trading Details by Athex Sectors and Financial Instruments (ETFs)

Top 10 best & worst performing Shares

Derivatives Summary

Section 2: Analytic Figures of Shares Transactions

Analytic Figures of Shares Transactions

Shares' Notes

Section 3: Figures of Securities Transactions

Securities Blocks Details

Shares Rights Details

Stock Borrowing

Forced Sales Details

Forced Sales Registered Shares

Exchange Traded Funds (ETFs) Characteristics

Section 5: Bonds traded in Fixed Income Assets Market

Convertible Corporate Bonds - Regulated Market

Non Convertible Corporate Bonds - Regulated Market

Government Bonds

Treasury Bills & Zero Coupon Government Bonds

Government Bonds Traded with the Open Outcry Method

State Banks Bonds

Section 6: Additional Infos

Athex & ATHEXClear Members List

List of Stocks under Market Making operations

Section 7: Derivatives Market Analytic Figures

Index Futures

Stock Futures

Index Options

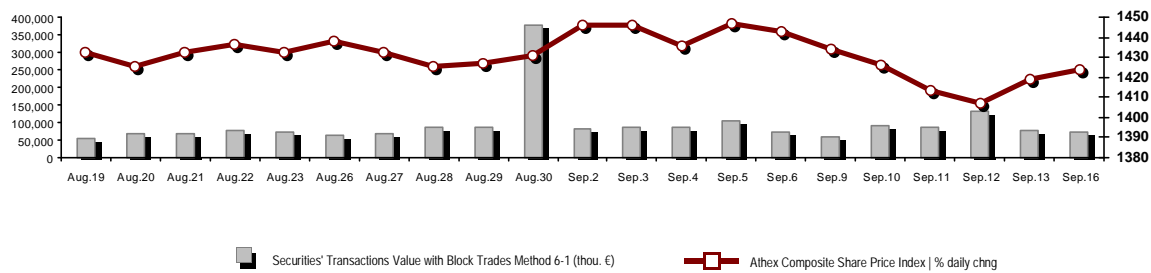
Stock Options

Stock Lending Analytic Figures

Appendix A: Sectors codification for listed companies

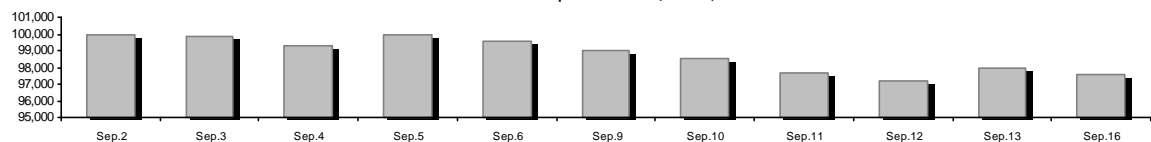
Summary of Markets

Athex Composite Share Price Index vs Shares and Derivatives Transactions Value

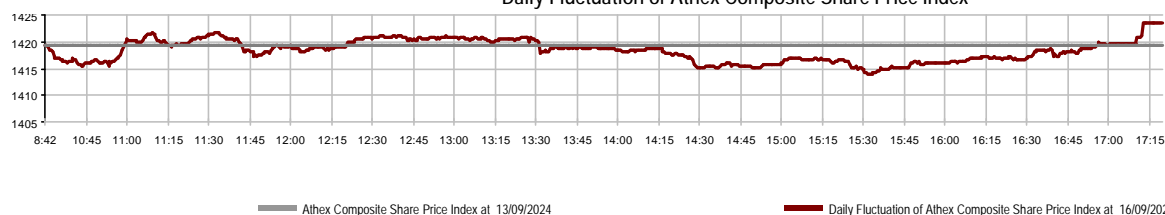


Athex Capitalisation (mill. €) **:	97,535.18		Derivatives Total Open Interest	422,326
Daily change: mill. € %	-409.20	-0.42%	in Index Futures % daily chng	5,899 2.13%
Yearly Avg Capitalisation: mill. € % chng prev year Avg	97,736.54	21.58%	in Stock Futures % daily chng	414,712 -0.09%
Athex Composite Share Price Index % daily chng	1,423.61	0.31%	in Index Options % daily chng	1,004 0.50%
Athex Composite Share Price Index Capitalisation (mill. €)	90,252.36		in Stock Options % daily chng	711 3.95%
Daily change (mill. €)	264.64			
Securities' Transactions Value with Block Trades Method 6-1 (t)	71,961.01		Derivatives Contracts Volume:	123,242
Daily change: %	-7,501.67	-9.44%	Daily change: pieces %	91,409 287.15%
YtD Avg Trans. Value: thou. € % chng prev year Avg	127,518.04	16.38%	YtD Avg Derivatives Contracts % chng prev year Avg	35,261 -19.79%
Blocks Transactions Value of Method 6-1 (thou. €)	13,847.91		Derivatives Trades Number:	2,890
Blocks Transactions Value of Method 6-2 & 6-3 (thou. €)	0.00		Daily change: number %	877 43.57%
Bonds Transactions Value (thou.€)	1,155.96		YtD Avg Trades number % chng prev year Avg	1,865 -19.97%
Securities' Transactions Volume with Block Trades Method 6-1 (tho)	16,473.93		Lending Total Open Interest	142,025
Daily change: thou. pieces %	-3,918.87	-19.22%	Daily change: pieces %	-100,000 -41.32%
YtD Avg Volume: % chng prev year Avg	27,885.98	-17.06%	Lending Volume (Multilateral/Bilateral)	8,321
Blocks Transactions Volume of Method 6-1 (thou. Pieces)	2,935.64		Daily change: pieces %	8,321
Blocks Transactions Volume of Method 6-2 & 6-3 (thou. Pieces)	0.00		Multilateral Lending	6,321
Bonds Transactions Volume	1,192,000		Bilateral Lending	2,000
Securities' Trades Number with Block Trades Method 6-1	23,556		Lending Trades Number:	3
Daily change: number %	-4,442	-15.87%	Daily change: %	3
YtD Avg Trades number % chng prev year Avg	37,235	2.79%	Multilateral Lending Trades Number	2
Number of Blocks Method 6-1	10		Bilateral Lending Trades Number	1
Number of Blocks Method 6-2 & 6-3	0			
Number of Bonds Transactions	230			

Athex Capitalisation (mill. €) **



Daily Fluctuation of Athex Composite Share Price Index



Athex Indices

Index name	16/09/2024	13/09/2024	pts.	%	Min	Max	Year min	Year max	Year change
Athex Composite Share Price Index	1,423.61 #	1,419.24	4.37	0.31%	1,413.85	1,423.61	1,293.14	1,505.35	10.09% #
Athex Composite Index Total Return Index	2,685.44 #	2,677.20	8.24	0.31%	2,667.04	2,685.44	2,355.44	2,789.06	14.01% #
Athex ESG Index	1,620.44 #	1,615.63	4.81	0.30%	1,608.32	1,620.44	1,471.77	1,722.97	10.10% #
ATHEX Alternative Market Price Index	13,773.51 #	13,704.49	69.02	0.50%	13,688.80	13,886.13	9,352.11	15,217.49	47.28% #
FTSE/Athex Large Cap	3,450.69 #	3,441.14	9.55	0.28%	3,424.31	3,450.69	3,122.79	3,665.50	10.50% #
FTSE/Athex Mid Cap Index	2,313.34 #	2,311.97	1.37	0.06%	2,302.76	2,325.34	2,054.77	2,459.55	2.78% #
FTSE/ATHEX High Dividend Yield Index	3,865.09 #	3,862.49	2.60	0.07%	3,845.52	3,871.57	3,629.54	4,217.66	2.48% #
FTSE/Athex Market Index	824.80 #	822.20	2.60	0.32%	818.43	824.80	746.82	875.18	10.44% #
FTSE/Athex Banks	1,224.65 #	1,216.35	8.30	0.68%	1,211.91	1,224.65	1,057.67	1,354.57	15.36% #
FTSE/ATHEX TECHNOLOGY & TELECOMMUNICAT	5,576.06 €	5,582.57	-6.51	-0.12%	5,555.54	5,595.96	4,915.95	5,705.00	9.93% #
FTSE/ATHEX FINANCIAL SERVICES	5,750.59 #	5,713.02	37.57	0.66%	5,692.49	5,750.59	4,996.31	6,357.41	14.69% #
FTSE/ATHEX REAL ESTATE	4,869.48 #	4,831.80	37.68	0.78%	4,822.31	4,869.48	4,507.00	5,120.52	-1.83% €
FTSE/ATHEX CONSUMER DISCRETIONARY	5,027.91 €	5,047.29	-19.38	-0.38%	4,981.26	5,052.33	4,663.68	5,557.48	0.24% #
FTSE/ATHEX CONSUMER STAPLES	6,539.11 #	6,469.76	69.35	1.07%	6,455.11	6,539.11	5,069.68	6,585.74	28.51% #
FTSE/ATHEX INDUSTRIALS	6,437.21 #	6,400.66	36.55	0.57%	6,380.46	6,438.19	5,044.08	6,621.39	26.68% #
FTSE/ATHEX BASIC MATERIALS	4,781.95 €	4,800.15	-18.20	-0.38%	4,753.61	4,834.93	4,369.10	5,876.05	-1.80% €
FTSE/ATHEX ENERGY & UTILITIES	4,828.87 €	4,856.57	-27.70	-0.57%	4,807.88	4,861.09	4,536.38	5,474.06	-3.18% €
Athex All Share Index	330.51 #	329.69	0.82	0.25%	330.51	330.51	304.60	347.29	9.44% #
Hellenic Mid & Small Cap Index	2,039.69 #	2,038.92	0.77	0.04%	2,029.89	2,044.77	1,881.89	2,157.15	5.74% #
FTSE/Athex Large Cap Total Return	5,919.94 #	5,903.56	16.38	0.28%			5,201.70	6,187.73	14.57% #
FTSE/Athex Mid Cap Total Return	3,167.83 #	3,165.95	1.88	0.06%			2,872.41	3,302.69	4.51% #
MSCI GREECE REBASED	5,347.53 #	5,337.03	10.50	0.20%	5,310.72	5,349.21	4,964.20	5,837.84	7.28% #
Hellenic Corporate Bond Index	135.79 #	135.79	0.01	0.00%			129.54	135.79	4.75% #
Hellenic Corporate Bond Price Index	92.73 €	92.74	-0.01	-0.01%			90.52	92.75	2.30% #

Note 1: FTSE/Med 100, Hellenic Corporate Bond Price Index and Hellenic Corporate Bond Index closing prices refer to the previous trading day of 12/09/2024.

Note 2: The Hellenic Mid & Small Cap Index is a Customized index calculated by the Athens Exchange.

Analytic Figures for Athex Market's Boards and Categories

	Total Traded Securities	Main Market	Surveillance	Exchange Traded Funds (ETFs)
Totals	121	114	6	1
Gain / Lose / Same:	44 / 51 / 26	43 / 50 / 21	0 / 1 / 5	1 / 0 / 0
Athex Capitalisation (mill. €) **	97,535.18	97,472.41	62.76	
Daily Average Trans/ons Value(thou.€)	127,518.04	127,419.75	29.82	241.84
Transactions Value	71,961.01	71,832.57	22.02	106.42
Main Board:	58,113.10	57,984.66	22.02	106.42
Blocks Board 6_2_3:	13,847.91	13,847.91	0.00	0.00
Forced Sales Board:	0.00	0.00	0.00	0.00
Special Terms Board:	0.00	0.00	0.00	0.00
Daily Average Transactions Volume	27,885,983	27,766,731	134,015	6,989
Transactions Volume	16,473,930	16,361,015	109,815	3,100
Main Board:	13,538,295	13,425,380	109,815	3,100
Blocks Board 6_2_3:	2,935,635	2,935,635	0	0
Forced Sales Board:	0	0	0	0
Special Terms Board:	0	0	0	0
Daily Average Number of Trades	37,235	37,132	57	47
Number of Trades	23,556	23,457	74	25
Main Board:	23,546	23,447	74	25
Blocks Board 6_2_3:	10	10	0	0
Forced Sales Board:	0	0	0	0
Special Terms Board:	0	0	0	0

Trading Details by Athex Sectors and Financial Instruments (ETFs)

Code	Sectors	Gain / Lose / Same	Number of Trades	Transactions Volume	Transactions Value	% of Total Trans. Value
3010	- Banks	3 / 3 / 1	8,038	11,672,329	34,185,289.64	47.51%
5510	- Basic Resources	6 / 3 / 4	860	242,044	774,177.61	1.08%
5010	- Construction & Materials	6 / 5 / 4	1,769	601,558	2,516,367.57	3.50%
4020	- Consumer Products & Services	3 / 2 / 0	195	47,172	83,918.35	0.12%
6010	- Energy	0 / 3 / 1	999	154,508	2,213,465.29	3.08%
12000	- Financial Instruments	1 / 0 / 0	25	3,100	106,417.76	0.15%
3020	- Financial Services	1 / 2 / 1	156	22,908	111,732.87	0.16%
4510	- Food Beverage & Tobacco	5 / 1 / 1	696	144,099	1,861,168.86	2.59%
2010	- Health Care	0 / 2 / 1	263	175,793	151,910.86	0.21%
5020	- Industrial Goods & Services	5 / 8 / 5	1,490	390,625	2,276,644.25	3.16%
3030	- Insurance	0 / 1 / 0	35	5,665	27,286.33	0.04%
4030	- Media	1 / 0 / 0	13	8,100	3,821.39	0.01%
4520	- Personal Care, Drug & Grocery Stores	0 / 2 / 0	434	103,234	567,310.16	0.79%
3510	- Real Estate	5 / 3 / 4	1,038	397,214	1,487,359.86	2.07%
4040	- Retail	1 / 4 / 1	1,005	280,153	5,870,771.00	8.16%
1010	- Technology	3 / 5 / 1	624	175,710	682,547.96	0.95%
1510	- Telecommunications	1 / 0 / 0	694	190,308	2,850,878.76	3.96%
4050	- Travel & Leisure	1 / 4 / 1	1,787	668,042	3,927,666.80	5.46%
6510	- Utilities	2 / 3 / 1	3,435	1,191,368	12,262,274.91	17.04%

Top 10 best & worst performing Shares

Main Market

With positive Price change			With negative Price change		
	Closing price	change		Closing price	change
KLOUKINAS - LAPPAS SA (CR)	1.625	5.52% #	ATTICA BANK S.A. (CR)	6.02	-10.42% €
KRI-KRI S.A. (CR)	13	4.84% #	GEN. COMMERCIAL & IND.SA (CR)	1.34	-2.19% €
ADMIE (IPTO) HOLDING S.A. (CR)	2.255	2.97% #	THESSALONIKA WATER & SEWERAGE	3.15	-2.17% €
ALPHA SERVICES HOLD (CR)	1.5495	2.62% #	PROFILE SA (CR)	5	-1.77% €
AUTOHELLAS SA (CR)	11.18	1.82% #	INTRALOT (CR)	1.144	-1.72% €
LAMDA DEVELOPMENT SA (CR)	7.11	1.72% #	PAPOUTSANIS (CR)	2.31	-1.70% €
TITAN CEMENT (CB)	32.1	1.26% #	MEDICON S.A (CR)	2.39	-1.65% €
TECHNICAL OLYMPIC SA (CR)	2.46	1.24% #	INTERWOOD-XYLEMPORIA (CR)	0.295	-1.34% €
CC HBC AG (CR)	33.84	1.14% #	DOMIKI KRITIS SA (CR)	3.32	-1.34% €
LAMPSA HOTEL SA (CR)	36.2	1.12% #	MOTODYNAMICS S.A. (CR)	2.63	-1.13% €
With the highest Transactions Value			With the highest Transactions Volume		
	Value (thou. €)	change		Volume	change
PIRAEUS FINANCIAL HOLD (CR)	14,113.50	-0.70% €	ALPHA SERVICES HOLD (CR)	4,192,508	2.62% #
NATIONAL BANK (CR)	7,490.71	1.07% #	PIRAEUS FINANCIAL HOLD (CR)	3,665,097	-0.70% €
ALPHA SERVICES HOLD (CR)	6,431.65	2.62% #	EUROBANK HOLDINGS (CR)	2,708,966	0.23% #
JUMBO SA (CR)	5,723.31	-0.41% €	NATIONAL BANK (CR)	1,012,512	1.07% #
TERNA ENERGY (CR)	5,382.59	0.21% #	ADMIE (IPTO) HOLDING S.A. (CR)	588,438	2.97% #
EUROBANK HOLDINGS (CR)	5,331.12	0.23% #	INTRALOT (CR)	421,763	-1.72% €
METLEN ENERGY & METALS (CR)	3,041.28	-0.95% €	TERNA ENERGY (CR)	277,678	0.21% #
OTE (CR)	2,850.88	0.47% #	JUMBO SA (CR)	235,116	-0.41% €
OPAP (CR)	2,637.00	-0.31% €	PPC (CR)	212,976	-1.05% €
PPC (CR)	2,409.18	-1.05% €	OTE (CR)	190,308	0.47% #

Note: Stocks that are not included in the "Under Supervision" category, and the transactions value is more than 10,000 €.

Derivatives Summary

	Number of Trades	Volume	Open Interest
Index Futures	247	3,323	5,899
FTSE/Athex Banks	6	470	1,308
FTSE/Athex Large Cap	241	2,853	4,568
MSCI GREECE REBASED	0	0	23
Stock Futures	2,624	119,659	414,712
ADMIE (IPTO) HOLDING S.A. (CR)	69	4,202	22,720
AEGEAN AIRLINES (CR)	85	809	3,520
ALPHA SERVICES HOLD (CR)	426	39,080	162,400
ATHENS INTL AIRPORT (CR)	19	259	1,124
AUTOHELLAS SA (CR)	0	0	194
AVAX S.A. (CR)	27	154	657
CC HBC AG (CR)	1	3	128
CENERGY HOLDINGS (CB)	41	378	4,229
ELLAKTOR (CR)	50	794	3,301
ELVALHALCOR (CR)	41	428	4,443
EUROBANK HOLDINGS (CR)	124	7,039	22,401
EYDAP S.A. (CR)	55	5,984	4,301
FOURLIS (CR)	13	54	973
GEK TERNA (CR)	124	1,030	12,109
HELLENIC EXCHANGES-A.S.E. (CR)	15	218	3,860
HELLENIQ ENERGY (CR)	73	2,841	5,673
INTRACOM HOLDINGS (CR)	32	1,578	7,592
INTRAKAT (CR)	39	671	2,382
JUMBO SA (CR)	17	39	322
LAMDA DEVELOPMENT SA (CR)	109	6,127	6,141
METLEN ENERGY & METALS (CR)	112	995	4,507
MIG (CR)	1	5	121
MOTOR OIL (CR)	84	2,066	6,038
NATIONAL BANK (CR)	243	3,453	18,914
OPAP (CR)	77	528	1,187
OPTIMA BANK (CR)	1	1	59
OTE (CR)	107	1,127	3,287
P.P.A. S.A. (CR)	3	11	73
PIRAEUS FINANCIAL HOLD (CR)	253	14,081	64,391
PPC (CR)	183	12,033	22,905
QUEST HOLDINGS (CR)	1	3	158
TERNA ENERGY (CR)	145	12,988	19,767
TITAN CEMENT (CB)	13	120	461
VIOHALCO SA/NV (CB)	41	560	4,374
Index Options	18	255	1,004
FTSE/Athex Large Cap	18	255	1,004
Stock Options	1	5	711
ALPHA SERVICES HOLD (CR)	0	0	0
NATIONAL BANK (CR)	0	0	314
OPAP (CR)	1	5	152
OTE (CR)	0	0	81
PIRAEUS FINANCIAL HOLD (CR)	0	0	4
PPC (CR)	0	0	160
Total Derivatives Traded	2,890	123,242	422,326

Daily Official List

Year: 145 Trading Day No: 175

Section 2: Analytic Figures of Shares Transactions

Monday, 16 September, 2024

Number of Outstanding Securities	Nominal Value	Dividends [1]			Date of Last Coupon		Note	Shares	Closing price	% change	Previous closing price/date	Open price	Price min	Price max	Last price	Avg price	Last Bid [7]	Last Ask [7]	P/E after tax	Year	Volume	Trades	Transactions Value[8]	Company Mkt Value (thou. €)	Year low	Year high	Sector[4]	
		2021	2022	2023	Dividend [2]	Right																						
15,000,000	0.300	---	---	---	06/07/2007	18/07/2000	---	DAIOS PLASTICS SA (CR)	3.28	---	3.28	13/09/2024	3.28	3.28	3.28	3.28	50@3.14	237@3.30	---	---	770	4	2,525.60	49,200.00	3.04	4.18	50203015	
3,307,500	0.210	---	0.4	---	13/10/2023	30/11/2022	---	ELVE SA (CR)	5.6	-0.88	€ 5.65	13/09/2024	5.6	5.6	5.65	5.6	5.612	12@5.45	94@5.60	10.46	2023	206	3	1,156.10	18,522.00	4.7	5.85	40204020
86,735,980	0.310	---	---	0.02	22/07/2024	07/09/2023	---	ATHENS MEDICAL CENTER SA (CR)	1.5	-0.33	€ 1.505	13/09/2024	1.5	1.475	1.53	1.5	1.499	350@1.49	43@1.51	---	---	1,673	14	2,507.12	130,103.97	1.45	2.03	20101025
2,760,000	11.83	11	11.8	12.4	03/06/2024	16/07/1990	---	KARELIA (CR)	322	0.63	€ 320	13/09/2024	324	320	324	320	320.912	15@320.00	8@324.00	---	---	193	10	61,936.00	888,720.00	312	350	45103010
6,700,000	0.800	0.047	0.047	0.047	23/07/2024	29/05/2014	---	MILLS KEPENOS (CR)	1.6	---	1.6	13/09/2024	1.68	1.63	1.68	1.63	1.638	8@1.62	8@1.63	17.18	2023	18	3	29.48	10,720.00	1.5	2.26	45102020
18,017,472	0.360	---	---	---	09/09/2022	28/08/2017	---	KTIMA KOSTAS LAZARIDIS SA (CR)	1.84	0.55	€ 1.83	13/09/2024	1.76	1.76	1.84	1.84	1.8	7500@1.77	280@1.84	---	---	7,750	14	13,946.30	33,152.15	1.6	1.9	45101015
21,364,000	1.12	---	0.4	---	21/08/2023	08/03/2023	---	LAMPASA HOTEL SA (CR)	36.2	1.12	€ 35.8	13/09/2024	35.8	35.8	36.4	36.2	36.275	90@36.00	100@36.60	---	---	1,010	8	36,638.00	773,376.80	28.4	39.8	40501025
9,819,370	0.500	---	---	---	14/08/2007	09/01/2004	---	MATHIOS REFRACTORY SA (CR)	0.71	---	0.71	13/09/2024	---	---	---	---	---	185@0.642	390@0.738	---	---	---	---	---	6,971.75	0.638	1.3	55101000
32,188,050	1.04	---	---	---	21/07/2008	20/01/2000	---	MOUZAKIS (CR)	0.69	5.34	€ 0.655	13/09/2024	0.655	0.655	0.72	0.72	0.688	200@0.720	---	---	---	2,057	8	1,416.04	22,209.75	0.595	0.92	55101020
6,340,000	0.600	0.17	0.1	0.2	11/12/2023	11/01/2024	---	NAKAS MUSIC	2.9	---	2.9	13/09/2024	2.96	2.96	2.96	2.96	2.96	400@2.78	785@2.96	---	---	15	1	44.40	18,386.00	2.5	3.16	40401030
27,379,200	0.980	---	0.45	0.5001	01/08/2024	29/08/2022	---	CRETE PLASTICS SA (CR)	14.4	---	14.4	13/09/2024	14.5	14.5	14.5	14.5	14.5	20@14.50	420@14.80	---	---	19	1	275.50	394,260.48	14.2	16.4	50203015
255,494,534	2.71	0.279	0.255	0.247	14/06/2024	30/09/2021	---	PRODEA (CR)	7.15	---	7.15	13/09/2024	6.45	6.45	6.45	6.45	6.45	100@6.50	565@7.00	---	---	255	4	1,644.75	1,826,785.92	6.45	8	35102000
4,181,450	0.500	---	---	---	21/08/2000	05/03/2002	---	FLOUR MILLS SARANTOPOULOS SA	1.07	---	1.07	13/09/2024	---	---	---	---	---	---	569@1.17	---	---	---	---	---	4,474.15	0.965	1.17	45102020
8,340,750	1.16	---	---	---	25/06/2009	17/09/2018	---	HAIDEMENOS SA (CR)	0.64	---	0.64	13/09/2024	---	---	---	---	---	1080@0.585	110@0.640	---	2023	---	---	---	5,338.08	0.555	0.92	50205030

Exchange Traded Funds (ETFs)

971,502	---	---	---	---	15/06/2016	---	ALPHA ETF FTSE Athex Large Cap	34.335	0.16	€ 34.28	13/09/2024	34.23	34.23	34.405	34.335	34.328	500@34.25	13@34.37	---	---	3,100	25	106,417.76	---	31.58	38	12003
---------	-----	-----	-----	-----	------------	-----	--------------------------------	--------	------	---------	------------	-------	-------	--------	--------	--------	-----------	----------	-----	-----	-------	----	------------	-----	-------	----	-------

Surveillance

89,078,604	0.040	---	---	---	07/07/2010	16/01/2024	5160	FRIGOGLASS SA (CR)	0.196	-2.00	€ 0.2	13/09/2024	0.196	0.196	0.196	0.196	0.196	5200@0.195	15000@0.199	---	2023	72,545	46	14,218.82	17,459.41	0.196	0.44	50204000	
13,191,620	0.620	---	---	---	04/08/2010	09/09/2002	5232	YALCO - CONSTANTINOU (CR)	0.162	---	0.162	13/09/2024	---	---	---	---	---	---	---	---	---	---	---	---	---	2,137.04	0.146	0.208	40202020
17,579,754	4.16	---	---	---	18/08/2006	02/08/2010	---	BIOTER SA (CR)	0.258	---	0.258	13/09/2024	0.258	0.258	0.258	0.258	0.258	12369@0.252	1000@0.280	---	---	448	1	115.58	4,535.58	0.2	0.436	50101010	
54,654,600	0.050	---	---	---	01/07/1998	30/12/2022	5275	VIS SA (CR)	0.142	---	0.142	13/09/2024	0.132	0.132	0.142	0.142	0.138	2358@0.132	2680@0.156	---	2023	1,642	3	226.74	7,760.95	0.132	0.288	50203030	
51,754,364	0.300	---	---	---	23/12/2003	24/01/2007	5197	SELECTED TEXT. IND. ASSOC (CR)	0.119	---	0.119	13/09/2024	0.119	0.119	0.119	0.119	0.119	4000@0.108	3998@0.118	---	---	10,010	6	1,191.19	6,158.77	0.108	0.164	55101020	
15,842,391	1.51	---	---	---	15/07/2009	12/05/2000	5141	BITROS HOLDING SA (CR)	0.68	---	0.68	13/09/2024	---	---	---	---	---	500@0.640	100@0.670	---	---	---	---	---	---	10,772.83	0.41	0.755	55102010
24,319,250	0.300	---	---	---	09/07/2002	04/07/2007	5165	PROODEFTIKH SA (CR)	0.22	---	0.22	13/09/2024	0.22	0.22	0.22	0.22	0.22	1000@0.200	6800@0.220	---	---	25,000	10	5,500.00	5,350.24	0.2	0.4	50101010	
28,438,268	0.070	---	---	---	21/08/2006	24/11/1999	5253	SPIROY AGRICULTURE SA (CR)	0.132	---	0.132	13/09/2024	---	---	---	---	---	1000@0.135	2246@0.145	---	---	---	---	---	---	3,753.85	0.118	0.252	45102010
1,011,000	1.00	---	---	---	01/07/2004	11/12/2012	5193	TRIA ALFA SA (CR)	4.78	---	4.78	13/09/2024	4.32	4.32	4.78	4.78	4.509	---	390@5.20	---	2023	170	8	766.60	4,832.58	4.32	8.95	55101020	

Suspension Status

54,200,000	0.075	0.035	0.074	---	18/07/2023	23/11/2021	---	EPSILON NET (CR)	12	---	12	13/09/2024	---	---	---	---	---	---	772@12.08	---	---	---	---	---	---	650,400.00	8.8	12.3	10101015
12,417,000	0.310	---	---	---	27/08/2019	28/08/2017	5233	MLS MULTIMEDIA SA (CR)	0.57	---	0.57	12/05/2020	---	---	---	---	---	---	---	---	---	---	---	---	---	7,077.69	0.57	0.57	10101015
65,326,268	0.530	---	---	---	04/07/2007	19/07/2006	4750	SATO SA (CR)	0.028	---	0.028	05/09/2024	---	---	---	---	---	---	---	---	---	---	---	---	---	1,829.14	0.027	0.067	40202015
3,961,300	1.28	---	---	---	29/06/2004	03/08/2000	5248	DUROS SA (CR)	0.25	---	0.25	24/04/2023	---	---	---	---	---	---	---	---	---	---	---	---	---	990.33	0.25	0.25	40204020
10,203,575	0.730	---	---	---	16/07/2007	18/10/1999	---	FIERATEX SA (CR)	0.359	---	0.359	30/04/2024	---	---	---	---	---	---	---	---	---	---	---	---	---	3,663.08	0.335	0.538	55101020

Shares' Notes

Code	Note text
()	- Adjusted dividends.
*	- Last adjusted closing price.
[1]	- Net dividends.
[2]	- The "Date of Last Coupon" for New listings refers to the date company's stocks started to trade in Athex
[3]	- The Company Market Value is referred to the number of outstanding shares
[4]	- Sectors codification can be found in Appendix A
[5]	- The Market Value refers to the total number of shares listed (including their several classes) in the exchange by the company.
[6]	- P/E greater than 100
[7]	- Last view of the Order Book before the end of the trading session
[8]	- All Blocks Methods' Transactions Value are included.
4750	- Transfer to the Under Surveillance Category from 8/4/2011.
5093	- Transfer to the Surveillance Category as of 8/4/2015.
5141	- Transfer to the Surveillance Category as of 10/05/2017.
5160	- Transfer to the Surveillance Category as of 15/04/2016.
5165	- Transfer to the Surveillance Category as of 15/02/2018.
5193	- Transfer to the Surveillance Category as of 25/10/2018.
5197	- Transfer to the Surveillance Category as of 07/11/2018.
5232	- Transfer to the Under Surveillance Category from 08/04/2011.
5233	- Suspension of trading as of 13/05/2020.
5248	- Transfer to the Surveillance Category as of 06/09/20116.
5253	- Transfer to the Surveillance Category as of 14/5/2021.
5275	- Transfer to the Surveillance Category as of 09/07/2020.

Securities Blocks Details

Securities	Block Volume	Price	Block Trade Value	Time of approval	Note
JUMBO SA (CR)	50,000	24.36	1,218,000.00	12:51:46	20
PAPOUTSANIS (CR)	10,000	2.30	23,000.00	12:53:41	20
PAPOUTSANIS (CR)	40,000	2.30	92,000.00	12:54:47	20
JUMBO SA (CR)	92,954	24.39	2,267,148.06	13:36:57	20
NATIONAL BANK (CR)	75,000	7.40	555,000.00	14:36:00	20
PIRAEUS FINANCIAL HOLD (CR)	1,483,905	3.85	5,713,034.25	16:08:48	20
EUROBANK HOLDINGS (CR)	500,000	1.96	982,250.00	16:39:18	20
JUMBO SA (CR)	31,776	24.28	771,521.28	17:11:02	20
EUROBANK HOLDINGS (CR)	152,000	1.98	300,960.00	17:16:00	20
PIRAEUS FINANCIAL HOLD (CR)	500,000	3.85	1,925,000.00	17:16:47	20

Blocks Notes

9 - Method 6-1 / Special Fees

10 - Method 6-1 / Special Fees, SDS

14 - Method 6-3 / Settlement, Incomplete Buy and Sell

18 - Method 6-2 / SPOT 1

19 - Method 6-2 / SPOT 2

20 - Method 6-1 and Method 6-1 Same Day Settlement

21 - Other Pre-agreed

Shares Rights Details

Occured date	Exercise from	Exercise until	Trading until	Rights	Price min	Price max	Closing price	Last Bid	Last Ask	Volume	Trades	Transactions Value
--------------	---------------	----------------	---------------	--------	-----------	-----------	---------------	----------	----------	--------	--------	--------------------

No Rights Transactions.

Forced Sales Details

Securities	Category of Security	Transactions Volume	Number of Trades	Transactions Value	Note
------------	----------------------	------------------------	---------------------	-----------------------	------

No Forced Transactions.

Forced Sales Notes

- 1 - Compulsory Public Forced Sales
- 2 - Forced Sales of Fixed Registered Shares
- 3 - Forced Sales of Remaining Fractional Shares

Exchange Traded Funds (ETFs) Characteristics

	Transactions Date (T)	Creation / Redemption	Units (T-1)	New Units (T-1)	Redemption Units (T-1)	Units (T) [1]	Fund Assets [2]	Net Unit Price	Dividend per Unit	Dividend Date
ALPHA ETF FTSE Athex Large Cap	16/09/2024	5,000	971,502	---	---	971,502	33,381,070.00	34.3603	1.35	01/07/2024

ETFs Notes

[1] - Units (T) = Units (T-1) + New Units (T-1) - Redemption Units (T-1)

[2] - The Creation / Redemption Units of T-1 are included.

Non Convertible Corporate Bonds - Regulated Market

Num Listed Bonds	Nominal price	Issue price	Today's Rate	Exp. Date	Duration (years)	Note	Coupon		Trading Unit	Corporate Bonds	Accrued Int.	Yield.T.Mat	Price min	Price max	Closing price	Previous closing price/date	Volume	Transactions Value	Last order		ear min	Year max		
							Common	Preferred											Price	Buy / Sell			Date	
500,000	1,000.00	1,000.00	4.00	10/07/2030	7	---	3	---	1	METLEN ENERGY & METALS S.A. (Non Convertible)	7.7778	3.5430	101.0100	101.6000	101.3955	101.1460	13/09/2024	153,000	156,230.10	101.3000	B	16/09/2024	98.3001	101.6600
320,000	1,000.00	1,000.00	3.40	21/07/2027	7	---	9	---	1	LAMDA DEVELOPMENT S.A. (Non Convertible)	5.4778	3.8840	96.6000	98.0000	97.3000	96.8000	13/09/2024	116,000	113,269.48	97.2010	B	16/09/2024	92.0000	98.4998
200,000	1,000.00	1,000.00	2.10	27/10/2027	7	---	8	---	1	O.P.A.P. S.A. (Non Convertible)	8.2833	3.4310	95.3900	95.4200	95.4000	95.8980	13/09/2024	26,000	25,018.97	95.4000	B	16/09/2024	90.5800	96.6000
200,000	1,000.00	1,000.00	1.90	23/03/2028	7	---	7	---	1	MOTOR OIL CORINTH REFINERIES SA (Non Convertible)	9.2889	3.7430	93.1110	93.6400	93.4104	93.4000	13/09/2024	163,000	153,912.71	93.2201	B	16/09/2024	90.8477	94.5000
100,000	1,000.00	1,000.00	2.70	25/05/2026	5	---	7	---	1	COSTAMARE PARTICIPATIONS PLC (Non Convertible)	8.5500	4.1100	96.8500	97.7998	97.1500	97.0800	13/09/2024	23,000	22,541.15	97.0500	B	16/09/2024	94.2567	99.2686
300,000	1,000.00	1,000.00	2.30	20/07/2028	7	---	7	---	1	PRODEA REIC S.A.(Non Convertible)	3.7056	4.4310	91.3100	92.0000	91.8333	91.5330	13/09/2024	30,000	27,629.46	91.5500	B	16/09/2024	86.1234	92.4700
150,000	1,000.00	1,000.00	2.65	22/10/2026	5	---	6	---	1	CPLP SHIPPING HOLDINGS PLC (Non Convertible)	10.9681	4.3100	96.0300	96.3000	96.1085	96.0200	13/09/2024	20,000	19,441.06	96.0600	B	16/09/2024	93.0000	97.0000
250,000	1,000.00	1,000.00	2.45	16/11/2028	7	---	6	---	1	ELVALHALCOR S.A. (Non Convertible)	8.5069	4.0950	92.5507	93.7913	93.0331	93.1360	13/09/2024	70,000	65,718.66	92.7500	B	16/09/2024	88.4206	97.3000
120,000	1,000.00	1,000.00	2.65	06/12/2028	7	---	6	---	1	NOVAL PROPERTY REIC (Non Convertible)	7.6556	4.1410	93.0000	93.9999	93.4495	93.8550	13/09/2024	65,000	61,239.77	93.1000	B	16/09/2024	88.5000	95.2731
500,000	1,000.00	1,000.00	2.75	03/07/2027	7	---	9	---	1	GEK TERNA S.A. (Non Convertible)	5.8819	4.0640	95.0000	95.8500	95.4500	95.7590	13/09/2024	63,000	60,555.07	95.4001	B	16/09/2024	91.5500	96.9900
100,000	1,000.00	1,000.00	2.80	25/01/2027	5	---	6	---	1	PREMIA S.A. (Non Convertible)	4.2778	4.8780	94.5000	95.1000	94.7644	95.9240	13/09/2024	22,000	20,942.27	94.7012	B	16/09/2024	90.9974	97.8048
130,000	1,000.00	1,000.00	6.00	27/02/2029	5	---	2	---	1	INTRALOT S.A. (Non Convertible)	3.6667	5.3900	101.5000	101.7000	101.5571	101.7000	13/09/2024	14,000	14,269.33	101.6800	B	16/09/2024	100.0050	103.1000
100,000	1,000.00	1,000.00	5.50	15/12/2028	5	---	2	---	1	IDEAL HOLDINGS S.A. (Non Convertible)	14.2083	4.4030	103.3000	103.3000	103.3000	103.5490	13/09/2024	2,000	2,094.42	103.2500	B	16/09/2024	100.6502	104.1000
120,000	1,000.00	1,000.00	3.95	04/04/2025	7	---	13	---	1	GEK TERNA S.A. (Non Convertible)	18.3236	3.7660	99.5700	99.5700	99.5700	99.5750	13/09/2024	145,000	147,033.42	99.5600	B	16/09/2024	98.1282	100.1000
100,000	1,000.00	1,000.00	2.95	11/02/2027	5	---	6	---	1	SAFE BULKERS PARTICIPATIONS PLC (Non Convertible)	3.0319	3.9950	96.8500	97.0001	96.9870	97.0100	13/09/2024	23,000	22,376.74	96.8500	B	16/09/2024	92.0000	97.9900
230,000	1,000.00	1,000.00	4.70	12/07/2029	7	---	5	---	1	LAMDA DEVELOPMENT S.A. (Non convertible)	8.8778	3.9690	101.2000	101.7500	101.3019	101.0630	13/09/2024	27,000	27,591.20	101.1000	B	16/09/2024	97.0000	103.1000
100,000	1,000.00	1,000.00	4.40	26/07/2029	7	---	5	---	1	CPLP SHIPPING HOLDINGS PLC (Non Convertible)	6.6000	4.0550	99.8000	100.1399	99.8235	99.5500	13/09/2024	40,000	40,193.40	99.8000	B	16/09/2024	95.0948	100.5000
199,375	1,000.00	1,000.00	3.60	12/03/2026	7	---	12	---	1	AEGEAN AIRLINES S.A. (Non Convertible)	0.6000	3.1700	99.7000	99.7000	99.7000	98.7700	13/09/2024	8,000	7,980.80	98.7101	B	16/09/2024	97.1458	99.7000

Corporate Bonds Notes

Transactions Volume = (Pieces) * (Nominal Price). Transactions Value = (Pieces) * (Nominal Price) * (price %) + (Accrued interest).

The price of a Bond is stated as a percentage (%) of Bond's Nominal Price.

Nominal Price in Euros (€), except if it is noted differently.

Non Convertible Corporate Bonds - Regulated Market

Num Listed Bonds	Nominal price	Issue price	Today's Rate	Exp. Date	Duration (years)	Note	Coupon		Trading Unit	Corporate Bonds	Accrued Int.	Yield.T.Mat	Price min	Price max	Closing price	Previous closing price/date	Volume	Transactions Value	Last order			ear min	Year max	
							Common	Preferred											Price	Buy / Sell	Date			
150,000	1,000.00	1,000.00	2.60	22/10/2026	7	---	10	---	1	TERNA ENERGY FINANCE S.A. (Non Convertible)	10.7611	3.8780	---	---	---	96.5020	13/09/2024	---	---	96.5000	B	16/09/2024	92.8293	97.9000
200,000	1,000.00	1,000.00	4.25	23/01/2029	5	---	2	---	1	AUTOHELLAS S.A. (Non Convertible)	6.7292	4.0820	100.0000	100.2500	100.2000	100.0440	13/09/2024	19,000	19,131.85	100.0500	B	16/09/2024	97.5000	101.0000
300,000	1,000.00	1,000.00	2.30	14/12/2028	7	---	6	---	1	GEK TERNA S.A. (Non Convertible)	6.1333	4.6010	90.1501	90.8000	90.6667	90.4000	13/09/2024	163,000	148,786.52	90.6000	B	16/09/2024	86.5021	92.7400

Corporate Bonds Notes

Transactions Volume = (Pieces) * (Nominal Price). Transactions Value = (Pieces) * (Nominal Price) * (price %) + (Accrued interest).

The price of a Bond is stated as a percentage (%) of Bond's Nominal Price.

Nominal Price in Euros (€), except if it is noted differently.

Government Bonds

Number Listed Bonds	Nominal price	Today's Rate	Accrued Interest Calc	Exp. Date [1]	Duration (years)	Note	Coupons Date	Curr. coupon value	Trading Unit	Government Bonds	Price min	Price max	Closing price	Previous closing price/date	Volume	Transactions Value	Price	Last order Buy / Sell	Date
3,000,000	1,000.00	4.13	Actual/Actual	15/06/2054	30	---	15/06	4.13	1	GGB-FXD-150654-30Y-4.125-1.000	---	---	---	---	---	---	---	---	---
4,700,000	1,000.00	1.88	Actual/Actual	04/02/2035	15	---	04/02	1.88	1	GGB-FXD-040235-15Y-1.875-1.000	---	---	---	---	---	---	---	---	---
6,000,000	1,000.00	0.75	Actual/Actual	18/06/2031	10	---	18/06	0.75	1	GGB-FXD-180631-10Y-0.750-1.000	---	---	---	---	---	---	---	---	---
3,600,000	1,000.00	3.88	Actual/Actual	15/06/2028	5	---	15/06	3.88	1	GGB-FXD-150628-05Y-3.875-1.000	---	---	---	---	---	---	---	---	---
5,962,747,327	1.00	3.75	Actual/Actual	30/01/2028	10	---	/02 - 01/02 - 31/	3.75	1	GGB-FXD-300128-10Y-3.750-1.000	---	---	---	85.4610 13/07/2018	---	---	1.0000	B	28/11/2018
7,067,309,386	1.00	3.90	Actual/Actual	30/01/2033	15	---	/02 - 01/02 - 31/	3.90	1	GGB-FXD-300133-15Y-3.900-1.000	---	---	---	78.6730 13/07/2018	---	---	1.0000	B	28/11/2018
5,622,848,349	1.00	4.00	Actual/Actual	30/01/2037	19	---	/02 - 01/02 - 31/	4.00	1	GGB-FXD-300137-19Y-4.000-1.000	---	---	---	77.0370 13/07/2018	---	---	1.0000	B	28/11/2018
5,476,770,669	1.00	4.20	Actual/Actual	30/01/2042	24	---	/02 - 01/02 - 31/	4.20	1	GGB-FXD-300142-24Y-4.200-1.000	---	---	---	77.7640 13/07/2018	---	---	1.0000	B	28/11/2018
4,450,000	1,000.00	3.38	Actual/Actual	15/06/2034	10	---	15/06	3.38	1	GGB-FXD-150634-10Y-3.375-1.000	---	---	---	---	---	---	---	---	---
40,248,141	1.00	4.30	Actual/Actual	24/02/2025	13	---	24/02	4.30	1	GGB-FXD-240225-13Y-2.000-1.000	---	---	---	10.0000 22/06/2015	---	---	---	---	---
59,586,043	1.00	4.30	Actual/Actual	24/02/2026	14	---	24/02	4.30	1	GGB-FXD-240226-14Y-2.000-1.000	---	---	---	10.0000 22/06/2015	---	---	---	---	---
41,118,344	1.00	4.30	Actual/Actual	24/02/2027	15	---	24/02	4.30	1	GGB-FXD-240227-15Y-2.000-1.000	---	---	---	10.0000 22/06/2015	---	---	---	---	---
45,137,734	1.00	4.30	Actual/Actual	24/02/2028	16	---	24/02	4.30	1	GGB-FXD-240228-16Y-2.000-1.000	---	---	---	10.0000 22/06/2015	---	---	---	---	---
61,768,888	1.00	4.30	Actual/Actual	24/02/2029	17	---	24/02	4.30	1	GGB-FXD-240229-17Y-2.000-1.000	---	---	---	10.0000 22/06/2015	---	---	---	---	---
54,567,744	1.00	4.30	Actual/Actual	24/02/2030	18	---	24/02	4.30	1	GGB-FXD-240230-18Y-2.000-1.000	---	---	---	10.0000 22/06/2015	---	---	---	---	---
37,541,515	1.00	4.30	Actual/Actual	24/02/2031	19	---	24/02	4.30	1	GGB-FXD-240231-19Y-2.000-1.000	---	---	---	10.0000 22/06/2015	---	---	---	---	---
37,558,317	1.00	4.30	Actual/Actual	24/02/2032	20	---	24/02	4.30	1	GGB-FXD-240232-20Y-2.000-1.000	---	---	---	10.0000 22/06/2015	---	---	---	---	---
37,473,732	1.00	4.30	Actual/Actual	24/02/2033	21	---	24/02	4.30	1	GGB-FXD-240233-21Y-2.000-1.000	---	---	---	10.0000 22/06/2015	---	---	---	---	---
33,888,293	1.00	4.30	Actual/Actual	24/02/2034	22	---	24/02	4.30	1	GGB-FXD-240234-22Y-2.000-1.000	---	---	---	10.0000 22/06/2015	---	---	---	---	---
35,177,800	1.00	4.30	Actual/Actual	24/02/2035	23	---	24/02	4.30	1	GGB-FXD-240235-23Y-2.000-1.000	---	---	---	10.0000 22/06/2015	---	---	---	---	---
35,547,268	1.00	4.30	Actual/Actual	24/02/2036	24	---	24/02	4.30	1	GGB-FXD-240236-24Y-2.000-1.000	---	---	---	10.0000 22/06/2015	---	---	---	---	---
40,246,306	1.00	4.30	Actual/Actual	24/02/2037	25	---	24/02	4.30	1	GGB-FXD-240237-25Y-2.000-1.000	---	---	---	10.0000 22/06/2015	---	---	---	---	---
37,643,952	1.00	4.30	Actual/Actual	24/02/2038	26	---	24/02	4.30	1	GGB-FXD-240238-26Y-2.000-1.000	---	---	---	10.0000 22/06/2015	---	---	---	---	---
36,977,100	1.00	4.30	Actual/Actual	24/02/2039	27	---	24/02	4.30	1	GGB-FXD-240239-27Y-2.000-1.000	---	---	---	10.0000 22/06/2015	---	---	---	---	---
41,615,000	1.00	4.30	Actual/Actual	24/02/2040	28	---	24/02	4.30	1	GGB-FXD-240240-28Y-2.000-1.000	---	---	---	10.0000 22/06/2015	---	---	---	---	---
42,227,208	1.00	4.30	Actual/Actual	24/02/2041	29	---	24/02	4.30	1	GGB-FXD-240241-29Y-2.000-1.000	---	---	---	10.0000 22/06/2015	---	---	---	---	---
68,288,487	1.00	4.30	Actual/Actual	24/02/2042	30	---	24/02	4.30	1	GGB-FXD-240242-30Y-2.000-1.000	---	---	---	10.0000 22/06/2015	---	---	---	---	---
4,250,000	1,000.00	3.88	Actual/Actual	12/03/2029	10	---	12/03	3.88	1	GGB-FXD-120329-10Y-3.875-1.000	---	---	---	---	---	---	100.0000	B	15/10/2019
4,500,000	1,000.00	0.00	Actual/Actual	12/02/2026	5	---	12/02	0.00	1	GGB-FXD-120226-05Y-3.000-1.000	---	---	---	---	---	---	---	---	---
2,209,163	1,000.00	3.38	Actual/Actual	15/02/2025	7	---	15/02	3.38	1	GGB-FXD-150225-07Y-3.375-1.000	---	---	---	---	---	---	---	---	---
964,000	1,000.00	3.25	Actual/Actual	20/03/2025	6	---	20/03	3.25	1	GGB-FXD-200325-06Y-3.250-1.000	---	---	---	---	---	---	---	---	---
2,100,000	1,000.00	3.55	Actual/Actual	20/03/2026	7	---	20/03	3.55	1	GGB-FXD-200326-07Y-3.550-1.000	---	---	---	---	---	---	---	---	---
5,500,000	1,000.00	1.50	Actual/Actual	18/06/2030	10	---	18/06	1.50	1	GGB-FXD-180630-10Y-1.500-1.000	---	---	---	---	---	---	---	---	---
3,500,000	1,000.00	4.38	Actual/Actual	18/07/2038	15	---	18/07	4.38	1	GGB-FXD-180738-15Y-4.375-1.000	---	---	---	---	---	---	---	---	---

Government Bonds Notes

Transactions Volume = (Pieces) * (Nominal Price). Transactions Value = (Pieces) * (Nominal Price) * (price %) + (Accrued interest).

The Value of current coupon for the issues with NV 0.01 euro refers to NV 100 euros

FLR: Floating Interest Rate.

[1] - The Expiration Date of the interest bearing period and the Date for coupon payment.

Government Bonds

Number Listed Bonds	Nominal price	Today's Rate	Accrued Interest Calc	Exp. Date [1]	Duration (years)	Note	Coupons Date	Curr. coupon value	Trading Unit	Government Bonds	Price min	Price max	Closing price	Previous closing price/date	Volume	Transactions Value	Price	Last order Buy / Sell	Date
40,000	1,000.00	4.67	FLR	Actual/360	18/09/2024	1	---	18/09 - 19/03	---	1	GGB-FLT-180924-01Y-4.670-1.000	---	---	---	---	---	---	---	---
5,364,250	1,000.00	3.25		Actual/Actual	20/03/2050	30	---	20/03	3.25	1	GGB-FXD-200350-30Y-3.250-1.000	---	---	---	---	---	---	---	---
3,924,361	1,000.00	2.00		Actual/Actual	22/04/2027	7	---	22/04	2.00	1	GGB-FXD-220427-07Y-2.000-1.000	---	---	---	---	---	99.9000	B	22/04/2020
2,500,000	1,000.00	1.88		Actual/Actual	23/07/2026	7	---	23/07	1.88	1	GGB-FXD-230726-07Y-1.875-1.000	---	---	---	---	---	---	---	---
4,900,000	1,000.00	4.25		Actual/Actual	15/06/2033	10	---	15/06	4.25	1	GGB-FXD-150633-10Y-4.250-1.000	---	---	---	---	---	---	---	---
3,500,000	1,000.00	1.88		Actual/Actual	24/01/2052	30	---	24/01	1.88	1	GGB-FXD-240152-30Y-1.875-1.000	---	---	---	---	---	---	---	---
3,700,000	1,000.00	1.75		Actual/Actual	18/06/2032	10	---	18/06	1.75	1	GGB-FXD-180632-10Y-1.750-1.000	---	---	---	---	---	---	---	---
2,200,000	1,000.00	1.13	FLR	Actual/360	15/12/2027	5	---	- 15/12 - 15/03 -	---	1	GGB-FLT-151227-05Y-1.130-1.000	---	---	---	---	---	102.1600	B	30/12/2022

Government Bonds Notes

Transactions Volume = (Pieces) * (Nominal Price). Transactions Value = (Pieces) * (Nominal Price) * (price %) + (Accrued interest).

The Value of current coupon for the issues with NV 0.01 euro refers to NV 100 euros

FLR: Floating Interest Rate.

[1] - The Expiration Date of the interest bearing period and the Date for coupon payment.

Treasury Bills & Zero Coupon Government Bonds

Issue Date	13-Week Maturity									26-Week Maturity									52-Week Maturity								
	Exp. Date	Initial Rate	Num Listed Bonds	Nominal price	Issue price	Last Trade Price	Last Trade Date	Volume Traded	Note	Exp. Date	Initial Rate	Num Listed Bonds	Nominal price	Issue price	Last Trade Price	Last Trade Date	Volume Traded	Note	Exp. Date	Initial Rate	Num Listed Bonds	Nominal price	Issue price	Last Trade Price	Last Trade Date	Volume Traded	Note
08/12/2023	---	---	---	---	---	---	---	---	---	---	---	---	---	---	---	---	---	---	06/12/2024	3.70	600,000	1,000.00	963.90	---	---	---	---
08/03/2024	---	---	---	---	---	---	---	---	---	---	---	---	---	---	---	---	---	---	07/03/2025	3.73	812,500	1,000.00	963.70	---	---	---	---
07/06/2024	---	---	---	---	---	---	---	---	---	---	---	---	---	---	---	---	---	---	06/06/2025	3.34	600,000	1,000.00	967.30	---	---	---	---
06/09/2024	---	---	---	---	---	---	---	---	---	---	---	---	---	---	---	---	---	---	05/09/2025	2.82	600,000	1,000.00	972.28	---	---	---	---

Bonds in Circulation	Currency / Min nominal traded Value	Coupons Payment Date	Current Coupon Value	Note	Coupon	Trading Unit	Issue Date	Duration (years)	Today's Interest	A.I.C in days	Bonds	Last price of previous days		Last Outcry in Cash (euro)		Trades in Pieces	Life min	Life Max	
												Price	Buy / Sell	Price	Buy / Sell				
Corporate Bonds in Foreign Currency and Euro																			
103,746	GBP / 10	01/12	0.25	---	65	1	01/12/1930	98	2.5	360	National Mortgage Bank	2.27	05/02/1996	2.27	S	05/02/1996	---	2.27	2.27
0	GBP / 10	01/12	0.25	---	67	1	01/12/1928	100	2.5	360	National Mortgage Bank	---	---	---	---	---	---	---	---

Government Bonds Notes

A.I.C: Accrued Interest Calculation base.

FLR: Floating Interest Rate.

The minimum tradeable Nominal Value for all Demeterialised Government Titles is 100 Euros.

(μφρ-0)

Athex & ATHEXClear Members List

Member Name				Stock Market			Derivatives Market		ATHEXClear Member	
	Address	Phone	Fax	Market Member	Remote Member	Market Maker	Proprietary	Market Maker	General Clearing	Direct Clearing
A. SARRIS SECURITIES S.A.				a						
6, ΔΡΑΓΑΤΣΑΝΙΟΥ 6 ΑΘΗΝΑ	2103367700									
AEONIC SECURITIES C.I.F. P.L.C.				a						
, ΛΑΪΟΥ 6, ΓΡ. 301B, ANNA COURT	35725337600									
ALPHA BANK S.A.									a	
, ΣΤΑΔΙΟΥ 40 ΑΘΗΝΑ	2103260000									
ALPHA FINANCE INVESTMENT SERVICES SINGLE MEMBER SA				a		a	a	a		a
5, ΠΑΝΕΠΙΣΤΗΜΙΟΥ 45 ΑΘΗΝΑ	2103677400									
ARGUS STOCKBROKERS LTD				a	a		a			
25, 25 ΛΕΩΦΟΡΟΣ ΔΗΜΟΣΘΕΝΗ ΣΕΒΕΡΗ	0035722717000									
ATHLOS CAPITAL INVESTMENT SERVICES LTD					a					
, 17 STASINOU AVENUE, BEDIZIA TOWER, 6TH & 7TH FL.	35722110777									
ATLANTIC SECURITIES LTD				a	a					
37, ΠΡΟΔΡΟΜΟΥ 37	0035722445400									
AXON SECURITIES S.A.				a			a			
48, ΣΤΑΔΙΟΥ 48 ΑΘΗΝΑ	2103363800									
BETA SECURITIES S.A.				a		a	a			a
29, ΑΛΕΞΑΝΔΡΑΣ 29 ΑΘΗΝΑ	210 6478900									
BNP PARIBAS S.A.									a	
, ΛΑΜΨΑΚΟΥ 2 ΑΘΗΝΑ	2107468525									
BOFA SECURITIES EUROPE SA				a	a					
, 51 RUE LA BOËTIE	+33 153655555									
CITIGROUP GLOBAL MARKETS EUROPE AG				a	a					
16, REUTERWEG 16	+49 691366-0									
CITIGROUP GLOBAL MARKETS LIMITED				a						
1, 33 CANADA SQUARE -CANARY WHARF	+44 02079864000									
CREDIT SUISSE BANK (EUROPE), S.A.				a						
, CALLE AYALA 42, 3A PLANTA-B MADRID	+34917916000									
CREDIT SUISSE SECURITIES (EUROPE) LIMITED				a						
1, ONE CABOT SQUARE LONDON	+44 2078888888									
CYCLOS SECURITIES S.A.				a			a			
39, ΧΑΡΙΛΑΟΥ ΤΡΙΚΟΥΠΗ 6-8-10 ΑΘΗΝΑ	2103364300									
DEUTSCHE BANK S.A.					a					
1, GREAT WINCHESTER STREET LONDON	+44 20 754 54209	00441133361437								
EUROBANK EQUITIES INVESTMENT FIRM SINGLE MEMBER SA				a		a	a	a		a
, ΦΙΛΕΛΛΗΝΩΝ 10 & ΞΕΝΟΦΩΝΤΟΣ 13 ΑΘΗΝΑ	2103720425									
EUROBANK S.A.									a	
, ΟΘΩΝΟΣ 8 ΑΘΗΝΑ	2144043907									
EUROCORP INVESTMENT SERVICES S.A.				a			a			a
14, ΠΛ.ΦΙΛΙΚΗΣ ΕΤΑΙΡΕΙΑΣ 14 ΑΘΗΝΑ	2107263600									
EUROTRUST INVESTMENT FIRM SA				a						
113, ΣΕΒΑΣΤΟΥΠΟΛΕΩΣ 113 ΑΘΗΝΑ	2103363100									
EUROXX SECURITIES S.A.				a		a	a	a		a
7, ΠΑΛΕΟΛΟΓΟΥ ΧΑΛΑΝΔΡΙ	+30 2106879400	210-6879401								
7, ΠΑΛΑΙΟΛΟΓΟΥ ΧΑΛΑΝΔΡΙ	(210)-6879400	(210)-6879401								
FREEDOM FINANCE EUROPE LTD				a	a					
, ΧΡΙΣΤΑΚΗ ΚΡΑΝΟΥ 20	035725257786									
G. A. PERVANAS SECURITIES- INVESTMENT SERVICES S.A.				a						
7-9, ΣΟΦΟΚΛΕΟΥΣ 7-9 ΑΘΗΝΑ	2103727200									
GLOBAL CAPITAL SECURITIES & FINANCIAL SERVICES LTD				a	a					
50, ΛΑΡΧΙΕΠΙΣΚΟΠΟΥ ΜΑΚΑΡΙΟΥ Γ50	0035722710710									
GREENPOST TRADING EUROPE LTD				a	a					
, ΚΙΜΩΝΟΣ 3, ACROPOLIS MANSIONS, 2ND FLOOR, FLAT/OFFICE 202	035722521389									
HELLENIC AMERICAN SECURITIES S.A.				a		a	a			a
27, ΑΝΔΡΕΑ ΠΑΠΑΝΔΡΕΟΥ 27 ΜΑΡΟΥΣΙ	2103311100									
HELLENIC BANK (INVESTMENTS) LTD					a					
, ΑΥΞ.ΚΥΡΙΑΚΟΥ ΜΑΤΣΙ 31 - PO BOX 24747 NICOSIA	+357 22500100	357 22500110								
HSBC CONTINENTAL EUROPE									a	
109-111, Α.ΜΕΣΟΓΕΙΩΝ 109-111	2106960000									
INDEX SECURITIES S.A.				a						
6, ΔΡΑΓΑΤΣΑΝΙΟΥ 6 ΑΘΗΝΑ	2103213920									
J. CHR. MAVRIKIS SECURITIES S.A.				a						
5, ΣΟΦΟΚΛΕΟΥΣ 5 ΑΘΗΝΑ	2103216730									

Athex & ATHEXClear Members List

Member Name				Stock Market			Derivatives Market		ATHEXClear Member	
	Address	Phone	Fax	Market Member	Remote Member	Market Maker	Proprietary	Market Maker	General Clearing	Direct Clearing
KAPPA SECURITIES S.A.				a			a			
15, ΒΑΛΑΟΡΙΤΟΥ 15 ΑΘΗΝΑ	2103678600									
KARAMANOF SECURITIES & INVESTMENT SERVICES S.A.				a						
2, ΠΛ.ΑΓ.ΘΕΟΔΩΡΩΝ 2 ΑΘΗΝΑ	2103212947									
LAIKI FINANCIAL SERVICES LTD					a					
26, AVE. VYRONOS NICOSIA	357 22367367	357 22718567								
LEON DEPOLAS SECURITIES S.A.				a		a	a			
1, ΧΡΗΣΤΟΥ ΛΑΔΑ 1 ΑΘΗΝΑ	2103213276 -28									
MEGA EQUITY SECURITIES & FINANCIAL SERVICES PUBLIC LTD				a	a		a			
42-44, ΛΕΩΦ.ΓΡΙΒΑ ΔΙΓΕΝΗ 42-44	0035722711711									
MERIT SECURITIES S.A				a		a	a			a
5, ΣΟΦΟΚΛΕΟΥΣ 5 ΑΘΗΝΑ	2141008814									
MERRILL LYNCH INTERNATIONAL				a						
2, 2 KING EDWARD STREET LONDON	+44 20276281000									
N. CHRYSOCHOIDIS STOCK BROKERAGE I.S.S.A.				a			a			a
7-9, ΣΟΦΟΚΛΕΟΥΣ 7-9 ΑΘΗΝΑ	2103213913									
NATIONAL BANK OF GREECE S.A.				a		a	a		a	
86, ΑΙΟΛΟΥ ΣΤΡ. ΑΘΗΝΑ	(210)-3341000	(210)-3228187								
68, ΑΚΑΔΙΜΙΑΣ ΣΤΡ. ΑΘΗΝΑ	(210)-3328817	(210)-3328678								
NATIONAL SECURITIES SINGLE MEMBER SA				a		a	a	a		
66, ΛΕΩΦΟΡΟΣ ΑΘΗΝΩΝ 128-132 & ΙΦΙΓΕΝΙΑΣ ΑΘΗΝΑ	2103328784									
NUNTIUS BROKERAGE AND INVESTMENT SERVICES SINGLE MEMBER S.A.				a			a			
6, ΔΡΑΓΑΤΣΑΝΙΟΥ 6 ΑΘΗΝΑ	2103350599									
ONE PLUS CAPITAL LIMITED				a	a					
, 75 PRODROMOU AVENUE NICOSIA 1307	35722873760									
OPTIMA BANK S.A.				a		a	a	a	a	
, ΑΙΓΙΑΛΕΙΑΣ 32 & ΠΑΡΑΔΕΙΣΟΥ ΜΑΡΟΥΣΙ	210 8173000									
PANCRETA BANK S.A									a	
, ΙΚΑΡΟΥ 5	2810338746									
PANTELAKIS SECURITIES S.A.				a		a	a	a		
57, ΕΘΝΙΚΗΣ ΑΝΤΙΣΤΑΣΕΩΣ 57, ΚΤΙΠΙΟ Β CHALANDRI	2106965000								a	
PIRAEUS BANK S.A.				a			a			
, ΑΜΕΡΙΚΗΣ 4 ΑΘΗΝΑ	2103335000									
PIRAEUS SECURITIES S. A.				a		a	a	a		a
10, ΣΤΑΔΙΟΥ 10 ΑΘΗΝΑ	2103354100									
PROCHOICE SECURITIES LTD				a	a					
57, ΛΕΩΦ.ΣΠΥΡΟΥ ΚΥΠΡΙΑΝΟΥ 57, ΑΚΙΝΗΤΑ Φ	035724661192									
SHARELINK SECURITIES & FINANCIAL SERVICES LTD				a			a			
6, HOUSE-ΘΕΟΤΟΚΗ 6 ΜΕΓΑΡΟ ΕΛΜΗΝΑ	+357 22554200									
SOCIETE GENERALE S.A.				a	a		a			
, 17 COURS VALMY, CEDEX	+157290504									
SOLIDUS SECURITIES S.A				a			a			a
64, ΛΟΥΙΖΗΣ ΠΙΑΝΚΟΥΡ 64 ΑΘΗΝΑ	2106900605									
ST. EM. LAVRENTAKIS SECURITIES S.A.				a						
7-9, ΣΟΦΟΚΛΕΟΥΣ 7-9 ΑΘΗΝΑ	2103213336									
THE CYPRUS INVESTMENT & SECURITIES CORPORATION LTD				a	a					
154, 1 AG. PROKOPIΟΥ & POSIDONOS 1ST FLOOR	0035722121700									
UBS EUROPE SE				a	a					
, OPERNTURM, BOCKENHEIMER LANDSTRASSE 2-4	496921790									
UBS LIMITED					a					
1, FINSBURY AVENUE LONDON	+44 2075687135									
VIGOR FINANCE INVESTMENT SERVICES S.A.				a		a	a	a		
, ΨΥΧΑΡΗ 14 Ν. ΨΥΧΙΚΟ	2106718400									

List of Stocks under Market Making operations

Securities	Market Maker	Start Market Making	Stock Category
MLS MULTIMEDIA SA (CR)			Suspension Status
	PIRAEUS SECURITIES S. A.	01/08/2019	
ALPHA ETF FTSE Athex Large Cap			Exchange Traded Funds (ETFs)
	ALPHA FINANCE INVESTMENT SERVICES SINGLE MEMBER SA	02/01/1900	
	NATIONAL SECURITIES SINGLE MEMBER SA	02/01/1900	
ADMIE (IPTO) HOLDING S.A. (CR)			Main Market
	EUROBANK EQUITIES INVESTMENT FIRM SINGLE MEMBER SA	24/05/2021	
	HELLENIC AMERICAN SECURITIES S.A.	09/03/2020	
	PIRAEUS SECURITIES S. A.	29/06/2017	
AEGEAN AIRLINES (CR)			Main Market
	EUROBANK EQUITIES INVESTMENT FIRM SINGLE MEMBER SA	22/09/2020	
ALPHA SERVICES HOLD (CR)			Main Market
	ALPHA FINANCE INVESTMENT SERVICES SINGLE MEMBER SA	29/02/2016	
	EUROBANK EQUITIES INVESTMENT FIRM SINGLE MEMBER SA	22/10/2006	
	HELLENIC AMERICAN SECURITIES S.A.	25/07/2014	
	LEON DEPOLAS SECURITIES S.A.	04/01/2016	
	MERIT SECURITIES S.A	03/09/2012	
	NATIONAL SECURITIES SINGLE MEMBER SA	02/01/1900	
	PIRAEUS SECURITIES S. A.	28/05/2009	
ALPHA TRUST HOLDINGS (CR)			Main Market
	EUROBANK EQUITIES INVESTMENT FIRM SINGLE MEMBER SA	06/02/2023	
	LEON DEPOLAS SECURITIES S.A.	04/01/2021	
ALUMIL (CR)			Main Market
	PIRAEUS SECURITIES S. A.	31/07/2023	
ANDROMEDA SA (CR)			Main Market
	BETA SECURITIES S.A.	15/02/2021	
	OPTIMA BANK S.A.	03/04/2023	
AS COMPANY SA (CR)			Main Market
	EUROBANK EQUITIES INVESTMENT FIRM SINGLE MEMBER SA	01/04/2019	
	PANTELAKIS SECURITIES S.A.	02/09/2024	
ATHENS INTL AIRPORT (CR)			Main Market
	PIRAEUS SECURITIES S. A.	03/06/2024	
ATTICA BANK S.A. (CR)			Main Market
	EUROXX SECURITIES S.A.	22/01/2016	
AUSTRIACARD (CB)			Main Market
	BETA SECURITIES S.A.	23/03/2023	
	EUROXX SECURITIES S.A.	10/06/2024	
	PIRAEUS SECURITIES S. A.	02/08/2024	
AUTOHELLAS SA (CR)			Main Market
	ALPHA FINANCE INVESTMENT SERVICES SINGLE MEMBER SA	01/07/2019	
	EUROXX SECURITIES S.A.	02/07/2018	
AVAX S.A. (CR)			Main Market
	EUROBANK EQUITIES INVESTMENT FIRM SINGLE MEMBER SA	14/12/2015	
	OPTIMA BANK S.A.	04/09/2023	
	PIRAEUS SECURITIES S. A.	01/02/2021	
AVE (CR)			Main Market
	EUROXX SECURITIES S.A.	05/06/2020	
BRIQ PROPERTIES (CR)			Main Market
	EUROBANK EQUITIES INVESTMENT FIRM SINGLE MEMBER SA	09/09/2019	
	LEON DEPOLAS SECURITIES S.A.	22/02/2021	
	PIRAEUS SECURITIES S. A.	05/02/2024	
CC HBC AG (CR)			Main Market
	BETA SECURITIES S.A.	08/03/2021	
	NATIONAL SECURITIES SINGLE MEMBER SA	02/01/1900	
	PIRAEUS SECURITIES S. A.	04/05/2015	
CENERGY HOLDINGS (CB)			Main Market
	ALPHA FINANCE INVESTMENT SERVICES SINGLE MEMBER SA	02/01/2016	
	EUROBANK EQUITIES INVESTMENT FIRM SINGLE MEMBER SA	02/01/2016	
	OPTIMA BANK S.A.	14/03/2022	
	PANTELAKIS SECURITIES S.A.	27/12/2022	
CNL CAPITAL (CR)			Main Market
	MERIT SECURITIES S.A	01/10/2018	
DIMAND (CR)			Main Market
	EUROBANK EQUITIES INVESTMENT FIRM SINGLE MEMBER SA	08/08/2022	
	PANTELAKIS SECURITIES S.A.	15/05/2023	
EKTER SA (CR)			Main Market
	BETA SECURITIES S.A.	26/09/2022	
	EUROBANK EQUITIES INVESTMENT FIRM SINGLE MEMBER SA	16/10/2017	
	LEON DEPOLAS SECURITIES S.A.	21/05/2018	

List of Stocks under Market Making operations

Securities	Stock Category
Market Maker	Start Market Making
ELASTRON (CR)	Main Market
LEON DEPOLAS SECURITIES S.A.	20/02/2017
ELLAKTOR (CR)	Main Market
ALPHA FINANCE INVESTMENT SERVICES SINGLE MEMBER SA	18/03/2019
EUROBANK EQUITIES INVESTMENT FIRM SINGLE MEMBER SA	01/06/2012
EUROXX SECURITIES S.A.	24/09/2018
NATIONAL SECURITIES SINGLE MEMBER SA	02/01/1900
PIRAEUS SECURITIES S. A.	22/10/2018
ELTON SA (CR)	Main Market
OPTIMA BANK S.A.	30/01/2023
ELVALHALCOR (CR)	Main Market
ALPHA FINANCE INVESTMENT SERVICES SINGLE MEMBER SA	07/05/2018
BETA SECURITIES S.A.	09/01/2023
EUROBANK EQUITIES INVESTMENT FIRM SINGLE MEMBER SA	07/05/2018
EUROBANK HOLDINGS (CR)	Main Market
ALPHA FINANCE INVESTMENT SERVICES SINGLE MEMBER SA	09/01/2006
EUROBANK EQUITIES INVESTMENT FIRM SINGLE MEMBER SA	01/06/2012
HELLENIC AMERICAN SECURITIES S.A.	25/07/2014
LEON DEPOLAS SECURITIES S.A.	30/11/2018
MERIT SECURITIES S.A	06/11/2017
NATIONAL SECURITIES SINGLE MEMBER SA	02/01/1900
PIRAEUS SECURITIES S. A.	28/09/2009
EUROCONSULTANTS S.A. (CR)	Main Market
EUROBANK EQUITIES INVESTMENT FIRM SINGLE MEMBER SA	22/07/2014
OPTIMA BANK S.A.	01/02/2023
EYDAP S.A. (CR)	Main Market
ALPHA FINANCE INVESTMENT SERVICES SINGLE MEMBER SA	27/01/2020
EUROBANK EQUITIES INVESTMENT FIRM SINGLE MEMBER SA	10/06/2019
FOURLIS (CR)	Main Market
EUROBANK EQUITIES INVESTMENT FIRM SINGLE MEMBER SA	01/12/2016
PIRAEUS SECURITIES S. A.	06/03/2017
GEK TERNA (CR)	Main Market
BETA SECURITIES S.A.	08/03/2021
EUROBANK EQUITIES INVESTMENT FIRM SINGLE MEMBER SA	24/05/2021
PIRAEUS SECURITIES S. A.	29/08/2019
GR. SARANTIS S.A. (CR)	Main Market
BETA SECURITIES S.A.	14/05/2012
EUROBANK EQUITIES INVESTMENT FIRM SINGLE MEMBER SA	24/10/2016
PIRAEUS SECURITIES S. A.	02/04/2024
HELLENIC EXCHANGES-A.S.E. (CR)	Main Market
HELLENIC AMERICAN SECURITIES S.A.	01/09/2014
NATIONAL SECURITIES SINGLE MEMBER SA	02/01/1900
PIRAEUS SECURITIES S. A.	04/05/2015
HELLENIO ENERGY (CR)	Main Market
ALPHA FINANCE INVESTMENT SERVICES SINGLE MEMBER SA	07/11/2023
EUROBANK EQUITIES INVESTMENT FIRM SINGLE MEMBER SA	01/11/2023
HELLENIC AMERICAN SECURITIES S.A.	14/09/2015
PIRAEUS SECURITIES S. A.	20/03/2017
IDEAL HOLDINGS (CR)	Main Market
EUROBANK EQUITIES INVESTMENT FIRM SINGLE MEMBER SA	07/06/2021
PIRAEUS SECURITIES S. A.	07/06/2021
INTERCONTINENTAL (CR)	Main Market
LEON DEPOLAS SECURITIES S.A.	03/06/2019
INTERLIFE G.C.I.(CR)	Main Market
PIRAEUS SECURITIES S. A.	22/01/2024
INTERWOOD-XYLEMPORIA (CR)	Main Market
EUROBANK EQUITIES INVESTMENT FIRM SINGLE MEMBER SA	05/07/2021
PANTELAKIS SECURITIES S.A.	01/07/2021
INTRAKAT (CR)	Main Market
BETA SECURITIES S.A.	04/10/2021
PANTELAKIS SECURITIES S.A.	10/10/2022
JUMBO SA (CR)	Main Market
BETA SECURITIES S.A.	01/02/2021
EUROBANK EQUITIES INVESTMENT FIRM SINGLE MEMBER SA	25/05/2020
MERIT SECURITIES S.A	06/11/2017
PIRAEUS SECURITIES S. A.	06/03/2017
KLOUKINAS - LAPPAS SA (CR)	Main Market
OPTIMA BANK S.A.	02/01/2023

List of Stocks under Market Making operations

Securities	Stock Category
Market Maker	Start Market Making
KRI-KRI S.A. (CR)	Main Market
EUROBANK EQUITIES INVESTMENT FIRM SINGLE MEMBER SA	07/05/2018
PIRAEUS SECURITIES S. A.	11/12/2023
LAMDA DEVELOPMENT SA (CR)	Main Market
EUROBANK EQUITIES INVESTMENT FIRM SINGLE MEMBER SA	08/12/2014
PANTELAKIS SECURITIES S.A.	06/11/2017
PIRAEUS SECURITIES S. A.	29/06/2017
LAMPSA HOTEL SA (CR)	Main Market
LEON DEPOLAS SECURITIES S.A.	16/01/2017
METLEN ENERGY & METALS (CR)	Main Market
ALPHA FINANCE INVESTMENT SERVICES SINGLE MEMBER SA	15/04/2019
BETA SECURITIES S.A.	11/04/2022
EUROBANK EQUITIES INVESTMENT FIRM SINGLE MEMBER SA	20/09/2017
MERIT SECURITIES S.A	25/02/2019
NATIONAL SECURITIES SINGLE MEMBER SA	02/01/1900
PIRAEUS SECURITIES S. A.	04/05/2015
MOTODYNAMICS S.A. (CR)	Main Market
ALPHA FINANCE INVESTMENT SERVICES SINGLE MEMBER SA	12/08/2024
OPTIMA BANK S.A.	25/08/2023
MOTOR OIL (CR)	Main Market
BETA SECURITIES S.A.	08/03/2021
EUROBANK EQUITIES INVESTMENT FIRM SINGLE MEMBER SA	22/10/2006
LEON DEPOLAS SECURITIES S.A.	01/04/2019
MERIT SECURITIES S.A	25/02/2019
NATIONAL SECURITIES SINGLE MEMBER SA	02/01/1900
PIRAEUS SECURITIES S. A.	04/05/2015
MPLE KEDROS (CR)	Main Market
OPTIMA BANK S.A.	16/10/2023
OPTIMA BANK S.A.	08/11/2023
NAFPAKTOS TEXTILE (CR)	Main Market
OPTIMA BANK S.A.	29/01/2024
NATIONAL BANK (CR)	Main Market
ALPHA FINANCE INVESTMENT SERVICES SINGLE MEMBER SA	09/01/2006
EUROBANK EQUITIES INVESTMENT FIRM SINGLE MEMBER SA	22/10/2006
HELLENIC AMERICAN SECURITIES S.A.	25/07/2014
LEON DEPOLAS SECURITIES S.A.	20/05/2015
MERIT SECURITIES S.A	03/09/2012
NATIONAL SECURITIES SINGLE MEMBER SA	02/01/1900
PIRAEUS SECURITIES S. A.	08/09/2008
NOVAL PROPERTY REIC (CR)	Main Market
ALPHA FINANCE INVESTMENT SERVICES SINGLE MEMBER SA	05/06/2024
PIRAEUS SECURITIES S. A.	05/06/2024
OPAP (CR)	Main Market
ALPHA FINANCE INVESTMENT SERVICES SINGLE MEMBER SA	09/01/2006
EUROBANK EQUITIES INVESTMENT FIRM SINGLE MEMBER SA	22/10/2006
HELLENIC AMERICAN SECURITIES S.A.	25/07/2014
MERIT SECURITIES S.A	20/03/2017
NATIONAL SECURITIES SINGLE MEMBER SA	02/01/1900
PIRAEUS SECURITIES S. A.	04/05/2015
OPTIMA BANK (CR)	Main Market
ALPHA FINANCE INVESTMENT SERVICES SINGLE MEMBER SA	12/12/2023
EUROBANK EQUITIES INVESTMENT FIRM SINGLE MEMBER SA	11/12/2023
OPTIMA BANK S.A.	06/11/2023
ORILINA PROPERTIES REIC (CR)	Main Market
EUROBANK EQUITIES INVESTMENT FIRM SINGLE MEMBER SA	11/12/2023
LEON DEPOLAS SECURITIES S.A.	11/12/2023
OTE (CR)	Main Market
ALPHA FINANCE INVESTMENT SERVICES SINGLE MEMBER SA	09/01/2006
EUROBANK EQUITIES INVESTMENT FIRM SINGLE MEMBER SA	22/10/2006
HELLENIC AMERICAN SECURITIES S.A.	25/07/2014
LEON DEPOLAS SECURITIES S.A.	20/04/2015
MERIT SECURITIES S.A	20/03/2017
NATIONAL SECURITIES SINGLE MEMBER SA	02/01/1900
PIRAEUS SECURITIES S. A.	08/09/2008
P.P.A. S.A. (CR)	Main Market
EUROBANK EQUITIES INVESTMENT FIRM SINGLE MEMBER SA	06/02/2019
PAPOUTSANIS (CR)	Main Market
ALPHA FINANCE INVESTMENT SERVICES SINGLE MEMBER SA	19/11/2018
BETA SECURITIES S.A.	25/11/2013

List of Stocks under Market Making operations

Securities	Stock Category
Market Maker	Start Market Making
PERFORMANCE TECHNOLOGIES (CR)	Main Market
EUROBANK EQUITIES INVESTMENT FIRM SINGLE MEMBER SA	22/02/2021
PANTELAKIS SECURITIES S.A.	08/03/2021
PETROPOULOS PETROS (CR)	Main Market
EUROBANK EQUITIES INVESTMENT FIRM SINGLE MEMBER SA	01/04/2019
PANTELAKIS SECURITIES S.A.	16/03/2020
PIRAEUS FINANCIAL HOLD (CR)	Main Market
ALPHA FINANCE INVESTMENT SERVICES SINGLE MEMBER SA	15/04/2019
EUROBANK EQUITIES INVESTMENT FIRM SINGLE MEMBER SA	22/10/2006
EUROXX SECURITIES S.A.	15/02/2016
HELLENIC AMERICAN SECURITIES S.A.	25/07/2014
LEON DEPOLAS SECURITIES S.A.	30/11/2018
MERIT SECURITIES S.A	16/09/2013
NATIONAL SECURITIES SINGLE MEMBER SA	02/01/1900
PIRAEUS SECURITIES S. A.	16/02/2009
PPC (CR)	Main Market
ALPHA FINANCE INVESTMENT SERVICES SINGLE MEMBER SA	09/01/2006
BETA SECURITIES S.A.	01/02/2021
EUROBANK EQUITIES INVESTMENT FIRM SINGLE MEMBER SA	22/10/2006
HELLENIC AMERICAN SECURITIES S.A.	01/09/2014
MERIT SECURITIES S.A	06/11/2017
NATIONAL SECURITIES SINGLE MEMBER SA	02/01/1900
PIRAEUS SECURITIES S. A.	28/09/2009
PREMIA (CR)	Main Market
BETA SECURITIES S.A.	01/06/2021
LEON DEPOLAS SECURITIES S.A.	05/12/2022
PANTELAKIS SECURITIES S.A.	23/12/2021
VIGOR FINANCE INVESTMENT SERVICES S.A.	16/09/2024
PROFILE SA (CR)	Main Market
OPTIMA BANK S.A.	03/04/2023
PANTELAKIS SECURITIES S.A.	01/07/2019
QUALITY & RELIABILITY SA (CR)	Main Market
OPTIMA BANK S.A.	03/01/2023
QUEST HOLDINGS (CR)	Main Market
BETA SECURITIES S.A.	26/03/2018
EUROBANK EQUITIES INVESTMENT FIRM SINGLE MEMBER SA	28/01/2019
REVOIL (CR)	Main Market
BETA SECURITIES S.A.	26/06/2023
OPTIMA BANK S.A.	15/04/2024
SIDMA STEEL (CR)	Main Market
OPTIMA BANK S.A.	25/05/2023
SPACE HELLAS SA (CR)	Main Market
MERIT SECURITIES S.A	09/12/2022
TECHNICAL OLYMPIC SA (CR)	Main Market
BETA SECURITIES S.A.	04/04/2022
OPTIMA BANK S.A.	05/07/2023
TERNA ENERGY (CR)	Main Market
EUROBANK EQUITIES INVESTMENT FIRM SINGLE MEMBER SA	24/05/2021
PIRAEUS SECURITIES S. A.	09/12/2019
THRACE PLASTICS SA (CR)	Main Market
ALPHA FINANCE INVESTMENT SERVICES SINGLE MEMBER SA	26/03/2018
LEON DEPOLAS SECURITIES S.A.	28/03/2024
PIRAEUS SECURITIES S. A.	02/04/2024
TITAN CEMENT (CB)	Main Market
BETA SECURITIES S.A.	01/02/2021
EUROBANK EQUITIES INVESTMENT FIRM SINGLE MEMBER SA	06/11/2019
PIRAEUS SECURITIES S. A.	18/01/2021
TRADE ESTATES REIC (CR)	Main Market
EUROBANK EQUITIES INVESTMENT FIRM SINGLE MEMBER SA	10/11/2023
EUROBANK EQUITIES INVESTMENT FIRM SINGLE MEMBER SA	08/11/2023
PANTELAKIS SECURITIES S.A.	10/11/2023
PANTELAKIS SECURITIES S.A.	08/11/2023
TZIRAKIAN PROFIL (CR)	Main Market
LEON DEPOLAS SECURITIES S.A.	19/07/2021
VIOHALCO SA/NV (CB)	Main Market
ALPHA FINANCE INVESTMENT SERVICES SINGLE MEMBER SA	11/03/2008
EUROBANK EQUITIES INVESTMENT FIRM SINGLE MEMBER SA	04/03/2014
MERIT SECURITIES S.A	17/03/2014

Underlying Asset				Derivatives Market													
Price max	Price min	Closing price	change	Delivery Month	Open price	Price max	Price min	Last price	Closing price	Last Bid	Last Ask	Fixing price*	Life high	Life low	Trades	Volume	Open Interest
FTSE/Athex Large Cap (Trade Unit: 1 Index Point x 2€, Cash Settlement)																	
3,450.69	3,424.31	3,450.69	0.28%	September 2024	3,439.00	3,453.00	3,425.00	3,453.00	3,453.00	---	---	---	3,600.75	---	132	1,482	3,619
				October 2024	3,431.75	3,456.50	3,425.25	3,456.50	3,456.50	---	---	---	3,540.00	---	108	1,351	949
				November 2024	3,433.75	3,433.75	3,433.75	3,433.75	3,433.75	---	---	---	3,433.75	---	1	20	---
				December 2024	---	---	---	---	3,460.00	---	---	---	---	---	---	---	---
				March 2025	---	---	---	---	3,477.25	---	---	---	---	---	---	---	---
				June 2025	---	---	---	---	3,494.75	---	---	---	---	---	---	---	---
FTSE/Athex Banks (Trade Unit: 1 Index Point x 15€, Cash Settlement)																	
1,224.65	1,211.91	1,224.65	0.68%	September 2024	1,221.00	1,226.00	1,221.00	1,226.00	1,226.00	---	---	---	1,332.75	---	3	231	1,248
				December 2024	1,230.00	1,242.00	1,230.00	1,242.00	1,242.00	---	---	---	1,242.00	---	3	239	60
				March 2025	---	---	---	---	1,229.00	---	---	---	---	---	---	---	---
				June 2025	---	---	---	---	1,235.25	---	---	---	---	---	---	---	---
MSCI GREECE REBASED (Trade Unit: 1 Index Point x 2€, Cash Settlement)																	
5,349.21	5,310.72	5,347.53	0.20%	September 2024	---	---	---	---	5,208.75	---	---	---	5,516.00	---	---	---	3
				October 2024	---	---	---	---	5,259.25	---	---	---	5,515.50	---	---	---	10
				November 2024	---	---	---	---	5,259.75	---	---	---	5,516.00	---	---	---	10
				December 2024	---	---	---	---	5,366.00	---	---	---	---	---	---	---	---
				January 2025	---	---	---	---	5,374.50	---	---	---	---	---	---	---	---
				February 2025	---	---	---	---	5,384.75	---	---	---	---	---	---	---	---
				March 2025	---	---	---	---	5,393.00	---	---	---	---	---	---	---	---
				June 2025	---	---	---	---	5,420.00	---	---	---	---	---	---	---	---

Derivatives notes

Fixing prices and final open positions can be retrieved from the following path <http://www.helex.gr/el/web/guest/statistics-end-of-day-derivatives>

Underlying Asset				Derivatives Market													
Price max	Price min	Closing price	change	Delivery Month	Open price	Price max	Price min	Last price	Closing price	Last Bid	Last Ask	Fixing price*	Life high	Life low	Trades	Volume	Open Interest
ADMIE (IPTO) HOLDING S.A. (CR)				(Contract Size: 100 Securities, Physical Delivery)													
2.28	2.175	2.255	2.97%	September 2024	2.17	2.27	2.17	2.25	2.25	---	---	---	2.39	---	35	2,030	22,620
				December 2024	2.24	2.30	2.24	2.28	2.28	---	---	---	2.30	---	34	2,172	100
				March 2025	---	---	---	---	2.21	---	---	---	---	---	---	---	---
				June 2025	---	---	---	---	2.22	---	---	---	---	---	---	---	---
AEGEAN AIRLINES (CR)				(Contract Size: 100 Securities, Physical Delivery)													
10.7	10.55	10.61	-0.84%	September 2024	10.59	10.68	10.50	10.61	10.61	---	---	---	12.49	---	69	472	2,999
				December 2024	10.69	10.77	10.61	10.70	10.70	---	---	---	12.12	---	16	337	521
				March 2025	---	---	---	---	10.81	---	---	---	---	---	---	---	---
				June 2025	---	---	---	---	10.87	---	---	---	---	---	---	---	---
ALPHA SERVICES HOLD (CR)				(Contract Size: 100 Securities, Physical Delivery)													
1.5495	1.506	1.5495	2.62%	September 2024	1.51	1.55	1.51	1.54	1.54	---	---	---	1.79	---	246	21,689	149,855
				December 2024	1.53	1.56	1.52	1.56	1.56	---	---	---	1.73	---	180	17,391	12,545
				March 2025	---	---	---	---	1.53	---	---	---	---	---	---	---	---
				June 2025	---	---	---	---	1.53	---	---	---	---	---	---	---	---
ATHENS INTL AIRPORT (CR)				(Contract Size: 100 Securities, Physical Delivery)													
7.772	7.68	7.68	-0.26%	September 2024	7.76	7.76	7.68	7.68	7.68	---	---	---	8.41	---	10	130	1,123
				December 2024	7.85	7.85	7.77	7.77	7.77	---	---	---	7.85	---	9	129	1
				March 2025	---	---	---	---	7.78	---	---	---	---	---	---	---	---
				June 2025	---	---	---	---	7.82	---	---	---	---	---	---	---	---
AUTOHELLAS SA (CR)				(Contract Size: 100 Securities, Physical Delivery)													
11.18	10.82	11.18	1.82%	September 2024	---	---	---	---	10.42	---	---	---	12.13	---	---	---	92
				December 2024	---	---	---	---	10.55	---	---	---	11.06	---	---	---	102
				March 2025	---	---	---	---	11.10	---	---	---	---	---	---	---	---
				June 2025	---	---	---	---	11.15	---	---	---	---	---	---	---	---
AVAX S.A. (CR)				(Contract Size: 100 Securities, Physical Delivery)													
1.354	1.328	1.348	0.60%	September 2024	1.35	1.35	1.33	1.33	1.33	---	---	---	1.50	---	17	139	534
				December 2024	1.37	1.37	1.35	1.35	1.35	---	---	---	1.37	---	10	15	123
				March 2025	---	---	---	---	1.35	---	---	---	---	---	---	---	---
				June 2025	---	---	---	---	1.36	---	---	---	---	---	---	---	---
CC HBC AG (CR)				(Contract Size: 100 Securities, Physical Delivery)													
33.84	33.08	33.84	1.14%	September 2024	33.20	33.20	33.20	33.20	33.20	---	---	---	33.90	---	1	3	122
				December 2024	---	---	---	---	33.53	---	---	---	33.38	---	---	---	6
				March 2025	---	---	---	---	33.81	---	---	---	---	---	---	---	---
				June 2025	---	---	---	---	33.98	---	---	---	---	---	---	---	---

Derivatives notes

Fixing prices and final open positions can be retrieved from the following path <http://www.helex.gr/el/web/guest/statistics-end-of-day-derivatives>

Underlying Asset				Derivatives Market													
Price max	Price min	Closing price	change	Delivery Month	Open price	Price max	Price min	Last price	Closing price	Last Bid	Last Ask	Fixing price*	Life high	Life low	Trades	Volume	Open Interest
CENERGY HOLDINGS (CB)				(Contract Size: 100 Securities, Physical Delivery)													
9.63	9.36	9.63	0.73%	September 2024	9.43	9.64	9.43	9.64	9.64	---	---	---	10.17	---	12	213	4,081
				December 2024	9.54	9.65	9.47	9.65	9.65	---	---	---	9.65	---	29	165	148
				March 2025	---	---	---	---	9.66	---	---	---	---	---	---	---	---
				June 2025	---	---	---	---	9.71	---	---	---	---	---	---	---	---
ELLAKTOR (CR)				(Contract Size: 124 Securities, Physical Delivery)													
2	1.962	1.98	0.00%	September 2024	1.98	1.99	1.96	1.97	1.97	---	---	---	2.13	1.79	32	449	3,018
				December 2024	2.00	2.01	1.98	1.98	1.98	---	---	---	2.03	---	18	345	283
				March 2025	---	---	---	---	2.00	---	---	---	---	---	---	---	---
				June 2025	---	---	---	---	2.01	---	---	---	---	---	---	---	---
ELVALHALCOR (CR)				(Contract Size: 100 Securities, Physical Delivery)													
1.884	1.84	1.85	-1.07%	September 2024	1.85	1.87	1.85	1.85	1.85	---	---	---	2.04	---	28	300	4,213
				December 2024	1.89	1.90	1.86	1.87	1.87	---	---	---	1.91	---	13	128	230
				March 2025	---	---	---	---	1.89	---	---	---	---	---	---	---	---
				June 2025	---	---	---	---	1.90	---	---	---	---	---	---	---	---
EUROBANK HOLDINGS (CR)				(Contract Size: 100 Securities, Physical Delivery)													
1.98	1.955	1.98	0.23%	September 2024	1.97	1.98	1.96	1.97	1.97	---	---	---	2.19	---	53	3,045	16,499
				December 2024	1.97	2.00	1.97	1.99	1.99	---	---	---	2.28	---	71	3,994	5,902
				March 2025	---	---	---	---	2.00	---	---	---	---	---	---	---	---
				June 2025	---	---	---	---	2.01	---	---	---	---	---	---	---	---
EYDAP S.A. (CR)				(Contract Size: 100 Securities, Physical Delivery)													
5.66	5.54	5.64	0.00%	September 2024	5.63	5.63	5.58	5.63	5.63	---	---	---	5.90	---	26	2,987	4,274
				December 2024	5.70	5.70	5.64	5.67	5.67	---	---	---	5.71	---	29	2,997	27
				March 2025	---	---	---	---	5.70	---	---	---	---	---	---	---	---
				June 2025	---	---	---	---	5.73	---	---	---	---	---	---	---	---
FOURLIS (CR)				(Contract Size: 100 Securities, Physical Delivery)													
4.035	3.985	3.99	-0.25%	September 2024	3.99	4.01	3.99	4.00	4.00	---	---	---	4.19	---	10	38	752
				December 2024	4.05	4.05	4.00	4.00	4.00	---	---	---	4.06	---	3	16	221
				March 2025	---	---	---	---	4.04	---	---	---	---	---	---	---	---
				June 2025	---	---	---	---	4.06	---	---	---	---	---	---	---	---
GEK TERNA (CR)				(Contract Size: 101 Securities, Physical Delivery)													
17.28	17.12	17.28	0.47%	September 2024	17.16	17.27	17.16	17.27	17.27	---	---	---	17.73	16.99	75	556	8,831
				December 2024	17.39	17.48	17.39	17.48	17.48	---	---	---	17.79	---	49	474	3,278
				March 2025	---	---	---	---	17.38	---	---	---	---	---	---	---	---
				June 2025	---	---	---	---	17.47	---	---	---	---	---	---	---	---

Derivatives notes

Fixing prices and final open positions can be retrieved from the following path <http://www.helex.gr/el/web/guest/statistics-end-of-day-derivatives>

Underlying Asset				Derivatives Market													
Price max	Price min	Closing price	change	Delivery Month	Open price	Price max	Price min	Last price	Closing price	Last Bid	Last Ask	Fixing price*	Life high	Life low	Trades	Volume	Open Interest
HELLENIC EXCHANGES-A.S.E. (CR) (Contract Size: 100 Securities, Physical Delivery)																	
4.55	4.47	4.47	-0.78%	September 2024	4.53	4.53	4.49	4.49	4.49	---	---	---	5.25	---	5	105	3,599
				December 2024	4.57	4.57	4.53	4.53	4.53	---	---	---	4.69	---	10	113	261
				March 2025	---	---	---	---	4.55	---	---	---	---	---	---	---	---
				June 2025	---	---	---	---	4.58	---	---	---	---	---	---	---	---
HELLENIQ ENERGY (CR) (Contract Size: 100 Securities, Physical Delivery)																	
7.12	7	7.045	-0.14%	September 2024	7.10	7.10	7.01	7.04	7.04	---	---	---	8.40	---	42	1,449	5,376
				December 2024	7.19	7.20	7.09	7.12	7.12	---	---	---	7.35	---	31	1,392	297
				March 2025	---	---	---	---	7.13	---	---	---	---	---	---	---	---
				June 2025	---	---	---	---	7.16	---	---	---	---	---	---	---	---
INTRACOM HOLDINGS (CR) (Contract Size: 102 Securities, Physical Delivery)																	
3.1	3.01	3.04	-0.65%	September 2024	3.06	3.07	3.02	3.04	3.04	---	---	---	3.55	2.80	18	789	7,246
				December 2024	3.11	3.11	3.06	3.06	3.06	---	---	---	3.26	---	14	789	346
				March 2025	---	---	---	---	3.09	---	---	---	---	---	---	---	---
				June 2025	---	---	---	---	3.11	---	---	---	---	---	---	---	---
INTRAKAT (CR) (Contract Size: 100 Securities, Physical Delivery)																	
5.05	4.945	5	0.00%	September 2024	4.99	5.02	4.97	4.97	4.97	---	---	---	5.24	---	20	348	2,306
				December 2024	4.98	5.01	4.97	4.99	4.99	---	---	---	5.07	---	19	323	76
				March 2025	---	---	---	---	5.05	---	---	---	---	---	---	---	---
				June 2025	---	---	---	---	5.08	---	---	---	---	---	---	---	---
JUMBO SA (CR) (Contract Size: 100 Securities, Physical Delivery)																	
24.54	23.94	24.28	-0.41%	September 2024	24.47	24.47	24.10	24.10	24.10	---	---	---	26.97	---	11	20	308
				December 2024	24.30	24.67	24.11	24.11	24.11	---	---	---	24.67	---	6	19	14
				March 2025	---	---	---	---	24.64	---	---	---	---	---	---	---	---
				June 2025	---	---	---	---	24.76	---	---	---	---	---	---	---	---
LAMDA DEVELOPMENT SA (CR) (Contract Size: 100 Securities, Physical Delivery)																	
7.11	6.96	7.11	1.72%	September 2024	7.00	7.10	6.97	7.10	7.10	---	---	---	7.68	---	63	3,144	5,620
				December 2024	7.09	7.18	7.05	7.17	7.17	---	---	---	7.20	---	46	2,983	521
				March 2025	---	---	---	---	7.06	---	---	---	---	---	---	---	---
				June 2025	---	---	---	---	7.10	---	---	---	---	---	---	---	---
METLEN ENERGY & METALS (CR) (Contract Size: 100 Securities, Physical Delivery)																	
33.78	33.26	33.44	-0.95%	September 2024	33.80	33.80	33.34	33.40	33.40	---	---	---	38.35	---	65	541	4,177
				December 2024	34.20	34.20	33.67	33.73	33.73	---	---	---	36.20	---	47	454	330
				March 2025	---	---	---	---	34.11	---	---	---	---	---	---	---	---
				June 2025	---	---	---	---	34.29	---	---	---	---	---	---	---	---

Derivatives notes

Fixing prices and final open positions can be retrieved from the following path <http://www.helex.gr/el/web/guest/statistics-end-of-day-derivatives>

Underlying Asset				Derivatives Market													
Price max	Price min	Closing price	change	Delivery Month	Open price	Price max	Price min	Last price	Closing price	Last Bid	Last Ask	Fixing price*	Life high	Life low	Trades	Volume	Open Interest
MIG (CR)																	
(Contract Size: 100 Securities, Physical Delivery)																	
3.47	3.37	3.435	-2.42%	September 2024	3.40	3.40	3.40	3.40	3.40	---	---	---	3.94	---	1	5	88
				December 2024	---	---	---	---	3.56	---	---	---	3.50	---	---	---	33
				March 2025	---	---	---	---	3.56	---	---	---	---	---	---	---	---
				June 2025	---	---	---	---	3.57	---	---	---	---	---	---	---	---
MOTOR OIL (CR)																	
(Contract Size: 100 Securities, Physical Delivery)																	
21.76	21.5	21.62	-0.19%	September 2024	21.67	21.76	21.53	21.62	21.62	---	---	---	26.50	---	46	1,064	5,432
				December 2024	21.80	21.96	21.73	21.78	21.78	---	---	---	22.59	---	38	1,002	606
				March 2025	---	---	---	---	21.89	---	---	---	---	---	---	---	---
				June 2025	---	---	---	---	22.00	---	---	---	---	---	---	---	---
NATIONAL BANK (CR)																	
(Contract Size: 100 Securities, Physical Delivery)																	
7.448	7.318	7.384	1.07%	September 2024	7.35	7.45	7.32	7.39	7.39	---	---	---	8.36	---	117	1,540	14,869
				December 2024	7.40	7.53	7.40	7.46	7.46	---	---	---	8.20	---	126	1,913	4,045
				March 2025	---	---	---	---	7.38	---	---	---	---	---	---	---	---
				June 2025	---	---	---	---	7.42	---	---	---	---	---	---	---	---
OPAP (CR)																	
(Contract Size: 102 Securities, Physical Delivery)																	
16.02	15.8	15.95	-0.31%	September 2024	15.92	16.00	15.80	15.90	15.90	---	---	---	16.29	---	47	302	1,168
				December 2024	15.53	15.53	15.39	15.47	15.47	---	---	---	16.38	---	30	226	19
				March 2025	---	---	---	---	16.17	---	---	---	---	---	---	---	---
				June 2025	---	---	---	---	16.25	---	---	---	---	---	---	---	---
OPTIMA BANK (CR)																	
(Contract Size: 100 Securities, Physical Delivery)																	
13.1	12.8	13	0.00%	September 2024	---	---	---	---	12.88	---	---	---	13.13	---	---	---	55
				December 2024	12.82	12.82	12.82	12.82	12.82	---	---	---	12.95	---	1	1	4
				March 2025	---	---	---	---	13.14	---	---	---	---	---	---	---	---
				June 2025	---	---	---	---	13.20	---	---	---	---	---	---	---	---
OTE (CR)																	
(Contract Size: 100 Securities, Physical Delivery)																	
15.06	14.86	15.04	0.47%	September 2024	14.90	15.05	14.90	15.05	15.05	---	---	---	15.32	---	63	651	3,209
				December 2024	14.94	15.19	14.94	15.19	15.19	---	---	---	15.19	---	44	476	78
				March 2025	---	---	---	---	15.13	---	---	---	---	---	---	---	---
				June 2025	---	---	---	---	15.20	---	---	---	---	---	---	---	---
P.P.A. S.A. (CR)																	
(Contract Size: 100 Securities, Physical Delivery)																	
27.3	26.8	27	0.56%	September 2024	27.24	27.24	27.24	27.24	27.24	---	---	---	27.33	---	2	10	25
				December 2024	27.24	27.24	27.24	27.24	27.24	---	---	---	27.24	---	1	1	48
				March 2025	---	---	---	---	27.13	---	---	---	---	---	---	---	---
				June 2025	---	---	---	---	27.27	---	---	---	---	---	---	---	---

Derivatives notes

Fixing prices and final open positions can be retrieved from the following path <http://www.helex.gr/el/web/guest/statistics-end-of-day-derivatives>

Underlying Asset				Derivatives Market													
Price max	Price min	Closing price	change	Delivery Month	Open price	Price max	Price min	Last price	Closing price	Last Bid	Last Ask	Fixing price*	Life high	Life low	Trades	Volume	Open Interest
PIRAEUS FINANCIAL HOLD (CR)																	
(Contract Size: 100 Securities, Physical Delivery)																	
3.88	3.833	3.85	-0.70%	September 2024	3.87	3.88	3.83	3.84	3.84	---	---	---	4.06	---	144	8,167	59,430
				December 2024	3.89	3.91	3.88	3.89	3.89	---	---	---	4.08	---	109	5,914	4,961
				March 2025	---	---	---	---	3.92	---	---	---	---	---	---	---	---
				June 2025	---	---	---	---	3.94	---	---	---	---	---	---	---	---
PPC (CR)																	
(Contract Size: 100 Securities, Physical Delivery)																	
11.43	11.18	11.28	-1.05%	September 2024	11.37	11.40	11.20	11.29	11.29	---	---	---	11.90	---	112	6,214	20,811
				December 2024	11.47	11.51	11.32	11.43	11.43	---	---	---	11.96	---	71	5,819	2,094
				March 2025	---	---	---	---	11.52	---	---	---	---	---	---	---	---
				June 2025	---	---	---	---	11.58	---	---	---	---	---	---	---	---
QUEST HOLDINGS (CR)																	
(Contract Size: 100 Securities, Physical Delivery)																	
5.33	5.25	5.25	-0.76%	September 2024	5.28	5.28	5.28	5.28	5.28	---	---	---	5.38	---	1	3	125
				December 2024	---	---	---	---	5.34	---	---	---	5.34	---	---	---	33
				March 2025	---	---	---	---	5.35	---	---	---	---	---	---	---	---
				June 2025	---	---	---	---	5.37	---	---	---	---	---	---	---	---
TERNA ENERGY (CR)																	
(Contract Size: 100 Securities, Physical Delivery)																	
19.4	19.34	19.4	0.21%	September 2024	19.39	19.40	19.37	19.39	19.39	---	---	---	19.55	---	94	6,733	18,361
				December 2024	19.59	19.62	19.54	19.61	19.61	---	---	---	19.62	---	51	6,255	1,406
				March 2025	---	---	---	---	19.56	---	---	---	---	---	---	---	---
				June 2025	---	---	---	---	19.66	---	---	---	---	---	---	---	---
TITAN CEMENT (CB)																	
(Contract Size: 100 Securities, Physical Delivery)																	
32.2	31.7	32.1	1.26%	September 2024	31.79	32.11	31.79	32.11	32.11	---	---	---	33.56	---	8	62	405
				December 2024	32.09	32.30	32.09	32.20	32.20	---	---	---	32.70	---	5	58	56
				March 2025	---	---	---	---	32.03	---	---	---	---	---	---	---	---
				June 2025	---	---	---	---	32.19	---	---	---	---	---	---	---	---
VIOHALCO SA/NV (CB)																	
(Contract Size: 100 Securities, Physical Delivery)																	
5.61	5.5	5.55	0.18%	September 2024	5.55	5.60	5.54	5.55	5.55	---	---	---	6.50	---	22	300	3,754
				December 2024	5.61	5.67	5.60	5.62	5.62	---	---	---	6.15	---	19	260	620
				March 2025	---	---	---	---	5.60	---	---	---	---	---	---	---	---
				June 2025	---	---	---	---	5.63	---	---	---	---	---	---	---	---

Derivatives notes

Fixing prices and final open positions can be retrieved from the following path <http://www.helex.gr/el/web/guest/statistics-end-of-day-derivatives>

FTSE/Athex Large Cap

(Trade Unit: 1 Index Point x 2€ - Exercise Style: European, Cash Settlement)

Call Options																Put Options																				
September 2024								October 2024								Other Months		September 2024								October 2024								Other Months		Exercise Price
Open price	Price max	Price min	Last price	Closing price	Volume	Open Interest	Open price	Price max	Price min	Last price	Closing price	Volume	Open Interest	Volume	Open Interest	Open price	Price max	Price min	Last price	Closing price	Volume	Open Interest	Open price	Price max	Price min	Last price	Closing price	Volume	Open Interest	Volume	Open Interest					
2,450	0.00	0.00	0.00	-	991.00	-	-	-	-	-	-	-	-	-	-	0.00	0.00	0.00	-	0.01	-	-	-	-	-	-	-	-	-	-	-	2,450				
2,500	0.00	0.00	0.00	-	941.00	-	-	-	-	-	-	-	-	-	-	0.00	0.00	0.00	-	0.01	-	-	-	-	-	-	-	-	-	-	-	2,500				
2,550	0.00	0.00	0.00	-	891.00	-	-	-	-	-	-	-	-	-	-	0.00	0.00	0.00	-	0.01	-	-	-	-	-	-	-	-	-	-	-	2,550				
2,600	0.00	0.00	0.00	-	841.00	-	-	-	-	-	-	-	-	-	-	0.00	0.00	0.00	-	0.01	-	-	-	-	-	-	-	-	-	-	-	2,600				
2,650	0.00	0.00	0.00	-	791.00	-	-	-	-	-	-	-	-	-	-	0.00	0.00	0.00	-	0.01	-	-	-	-	-	-	-	-	-	-	-	2,650				
2,700	0.00	0.00	0.00	-	741.00	-	-	-	-	-	-	-	-	-	-	0.00	0.00	0.00	-	0.02	-	-	-	-	-	-	-	-	-	-	-	2,700				
2,750	0.00	0.00	0.00	-	691.00	-	-	-	-	-	-	-	-	-	-	0.00	0.00	0.00	-	0.01	-	-	-	-	-	-	-	-	-	-	-	2,750				
2,800	0.00	0.00	0.00	-	641.00	-	-	-	-	-	-	-	-	-	-	0.00	0.00	0.00	-	0.01	-	-	-	-	-	-	-	-	-	-	-	2,800				
2,850	0.00	0.00	0.00	-	591.00	-	-	-	-	-	-	-	-	-	-	0.00	0.00	0.00	-	0.01	-	-	-	-	-	-	-	-	-	-	-	2,850				
2,900	0.00	0.00	0.00	-	541.00	-	-	-	-	-	-	-	-	-	-	0.00	0.00	0.00	-	0.01	-	-	-	-	-	-	-	-	-	-	-	2,900				
2,950	0.00	0.00	0.00	-	491.00	-	-	-	-	-	-	-	-	-	-	0.00	0.00	0.00	-	0.03	-	-	-	-	-	-	-	-	-	-	-	2,950				
3,000	0.00	0.00	0.00	-	441.00	-	-	0.00	0.00	0.00	-	439.00	-	-	-	0.00	0.00	0.00	-	0.01	-	-	0.00	0.00	0.00	-	1.60	-	-	-	3,000					
3,050	0.00	0.00	0.00	-	391.00	-	-	0.00	0.00	0.00	-	391.00	-	-	-	0.00	0.00	0.00	-	0.01	-	-	0.00	0.00	0.00	-	3.00	-	-	-	3,050					
3,100	0.00	0.00	0.00	-	341.00	-	-	0.00	0.00	0.00	-	343.00	-	-	-	0.00	0.00	0.00	-	0.01	-	-	0.00	0.00	0.00	-	5.50	-	-	-	3,100					
3,150	0.00	0.00	0.00	-	291.00	-	-	0.00	0.00	0.00	-	297.00	-	-	-	0.00	0.00	0.00	-	0.04	-	-	0.00	0.00	0.00	-	9.50	-	-	-	3,150					
3,200	0.00	0.00	0.00	-	241.00	-	-	0.00	0.00	0.00	-	253.00	-	-	-	0.00	0.00	0.00	-	0.24	-	-	0.00	0.00	0.00	-	15.75	-	-	-	3,200					
3,250	0.00	0.00	0.00	-	192.00	-	-	0.00	0.00	0.00	-	212.00	-	-	-	0.00	0.00	0.00	-	1.10	-	50	0.00	0.00	0.00	-	24.50	-	-	-	3,250					
3,300	0.00	0.00	0.00	-	145.00	-	20	0.00	0.00	0.00	-	175.00	-	-	-	0.00	0.00	0.00	-	3.70	-	40	0.00	0.00	0.00	-	36.50	-	-	-	3,300					
3,350	0.00	0.00	0.00	-	101.00	-	-	0.00	0.00	0.00	-	141.00	-	40	-	0.00	0.00	0.00	-	10.25	-	16	46.00	46.00	46.00	46.00	46.00	20	5	-	3,350					
3,400	0.00	0.00	0.00	-	64.50	-	1	0.00	0.00	0.00	-	111.00	-	20	-	16.25	0.00	16.25	19.00	19.00	140	5	0.00	0.00	0.00	-	72.50	-	40	-	3,400					
3,450	26.50	26.50	23.50	24.50	24.50	84	88	0.00	0.00	0.00	-	85.50	-	20	-	0.00	26.50	0.00	-	45.50	-	41	0.00	0.00	0.00	-	97.00	-	80	-	3,450					
3,500	8.00	8.00	8.00	8.00	8.00	2	25	0.00	0.00	0.00	-	64.00	-	20	-	75.00	8.00	75.00	75.00	75.00	1	122	0.00	0.00	0.00	-	126.00	-	20	-	3,500					
3,550	5.00	5.00	5.00	5.00	5.00	8	68	0.00	0.00	0.00	-	47.00	-	60	-	0.00	5.00	0.00	-	117.00	-	80	0.00	0.00	0.00	-	159.00	-	62	-	3,550					
3,600	0.00	0.00	0.00	-	3.00	-	20	0.00	0.00	0.00	-	33.75	-	40	-	0.00	0.00	0.00	-	162.00	-	-	0.00	0.00	0.00	-	195.00	-	-	-	3,600					
3,650	0.00	0.00	0.00	-	0.95	-	21	0.00	0.00	0.00	-	23.50	-	-	-	0.00	0.00	0.00	-	210.00	-	-	0.00	0.00	0.00	-	235.00	-	-	-	3,650					
3,700	0.00	0.00	0.00	-	0.26	-	-	0.00	0.00	0.00	-	16.00	-	-	-	0.00	0.00	0.00	-	259.00	-	-	0.00	0.00	0.00	-	277.00	-	-	-	3,700					
3,750	0.00	0.00	0.00	-	0.06	-	-	0.00	0.00	0.00	-	10.75	-	-	-	0.00	0.00	0.00	-	309.00	-	-	0.00	0.00	0.00	-	322.00	-	-	-	3,750					
3,800	0.00	0.00	0.00	-	0.01	-	-	0.00	0.00	0.00	-	6.90	-	-	-	0.00	0.00	0.00	-	359.00	-	-	0.00	0.00	0.00	-	368.00	-	-	-	3,800					
3,850	0.00	0.00	0.00	-	0.01	-	-	0.00	0.00	0.00	-	4.40	-	-	-	0.00	0.00	0.00	-	409.00	-	-	0.00	0.00	0.00	-	415.00	-	-	-	3,850					
3,900	0.00	0.00	0.00	-	0.02	-	-	0.00	0.00	0.00	-	2.70	-	-	-	0.00	0.00	0.00	-	459.00	-	-	0.00	0.00	0.00	-	464.00	-	-	-	3,900					
Totals:						94	243							0	200	0	0							141	354							20	207	0	0	
Number of Trades:						9								0	0							8								1	0					

ALPHA SERVICES HOLD (CR)

(Contract Size: 100 Securities, Exercise Style: American, Physical Delivery)

Call Options														Put Options																			
September 2024							October 2024							Other Months		September 2024							October 2024							Other Months		Exercise Price	
Exercise Price	Open price	Price max	Price min	Last price	Closing price	Volume	Open Interest	Open price	Price max	Price min	Last price	Closing price	Volume	Open Interest	Volume	Open Interest	Open price	Price max	Price min	Last price	Closing price	Volume	Open Interest	Open price	Price max	Price min	Last price	Closing price	Volume	Open Interest	Volume		Open Interest
0.850	0.000	0.000	0.000		0.660	-	-										0.000	0.000	0.000		0.001	-	-										0.009
0.900	0.000	0.000	0.000		0.610	-	-										0.000	0.000	0.000		0.002	-	-										0.009
0.950	0.000	0.000	0.000		0.560	-	-										0.000	0.000	0.000		0.001	-	-										0.010
1.000	0.000	0.000	0.000		0.510	-	-	0.000	0.000	0.000		0.512	-	-			0.000	0.000	0.000		0.001	-	-	0.000	0.000	0.000		0.001	-	-			0.010
1.100	0.000	0.000	0.000		0.410	-	-	0.000	0.000	0.000		0.412	-	-			0.000	0.000	0.000		0.001	-	-	0.000	0.000	0.000		0.001	-	-			0.011
1.200	0.000	0.000	0.000		0.311	-	-	0.000	0.000	0.000		0.314	-	-			0.000	0.000	0.000		0.001	-	-	0.000	0.000	0.000		0.002	-	-			0.012
1.300	0.000	0.000	0.000		0.215	-	-	0.000	0.000	0.000		0.221	-	-			0.000	0.000	0.000		0.005	-	-	0.000	0.000	0.000		0.008	-	-			0.013
1.400	0.000	0.000	0.000		0.131	-	-	0.000	0.000	0.000		0.140	-	-			0.000	0.000	0.000		0.020	-	-	0.000	0.000	0.000		0.027	-	-			0.014
1.500	0.000	0.000	0.000		0.067	-	-	0.000	0.000	0.000		0.078	-	-			0.000	0.000	0.000		0.057	-	-	0.000	0.000	0.000		0.066	-	-			0.015
1.600	0.000	0.000	0.000		0.029	-	-	0.000	0.000	0.000		0.039	-	-			0.000	0.000	0.000		0.118	-	-	0.000	0.000	0.000		0.126	-	-			0.016
1.700	0.000	0.000	0.000		0.010	-	-	0.000	0.000	0.000		0.017	-	-			0.000	0.000	0.000		0.200	-	-	0.000	0.000	0.000		0.204	-	-			0.017
1.800	0.000	0.000	0.000		0.003	-	-	0.000	0.000	0.000		0.006	-	-			0.000	0.000	0.000		0.293	-	-	0.000	0.000	0.000		0.294	-	-			0.018
1.900	0.000	0.000	0.000		0.001	-	-	0.000	0.000	0.000		0.002	-	-			0.000	0.000	0.000		0.390	-	-	0.000	0.000	0.000		0.391	-	-			0.019
2.000	0.000	0.000	0.000		0.001	-	-	0.000	0.000	0.000		0.001	-	-			0.000	0.000	0.000		0.490	-	-	0.000	0.000	0.000		0.490	-	-			0.020
2.200	0.000	0.000	0.000		0.001	-	-	0.000	0.000	0.000		0.001	-	-			0.000	0.000	0.000		0.690	-	-	0.000	0.000	0.000		0.690	-	-			0.022
2.400	0.000	0.000	0.000		0.001	-	-	0.000	0.000	0.000		0.001	-	-			0.000	0.000	0.000		0.890	-	-	0.000	0.000	0.000		0.890	-	-			0.024
2.600	0.000	0.000	0.000		0.001	-	-										0.000	0.000	0.000		1.09	-	-									0.026	
Totals:						0	0						0	0	0							0	0									0	0
Number of Trades:						0							0	0									0.00									0	0

NATIONAL BANK (CR)

(Contract Size: 100 Securities, Exercise Style: American, Physical Delivery)

Call Options														Put Options																				
September 2024							October 2024							Other Months		September 2024							October 2024							Other Months				
Exercise Price	Open price	Price max	Price min	Last price	Closing price	Volume	Open Interest	Open price	Price max	Price min	Last price	Closing price	Volume	Open Interest	Volume	Open Interest	Open price	Price max	Price min	Last price	Closing price	Volume	Open Interest	Open price	Price max	Price min	Last price	Closing price	Volume	Open Interest	Volume	Open Interest	Exercise Price	
3.400	0.000	0.000	0.000		3.91	-	-						-	-			0.000	0.000	0.000		0.001	-	-						-	-			0.034	
3.600	0.000	0.000	0.000		3.71	-	-						-	-			0.000	0.000	0.000		0.001	-	-						-	-			0.036	
3.800	0.000	0.000	0.000		3.51	-	-						-	-			0.000	0.000	0.000		0.001	-	-						-	-			0.038	
4.000	0.000	0.000	0.000		3.31	-	-						-	-			0.000	0.000	0.000		0.001	-	-						-	-			0.040	
4.400	0.000	0.000	0.000		2.91	-	-						-	-			0.000	0.000	0.000		0.001	-	-						-	-			0.044	
4.800	0.000	0.000	0.000		2.51	-	-						-	-			0.000	0.000	0.000		0.001	-	-						-	-			0.048	
5.200	0.000	0.000	0.000		2.11	-	-	0.000	0.000	0.000		2.12	-	-			0.000	0.000	0.000		0.001	-	-	0.000	0.000	0.000		0.001	-	-			0.052	
5.600	0.000	0.000	0.000		1.71	-	-	0.000	0.000	0.000		1.72	-	-			0.000	0.000	0.000		0.001	-	-	0.000	0.000	0.000		0.002	-	-			0.056	
6.000	0.000	0.000	0.000		1.31	-	-	0.000	0.000	0.000		1.33	-	-			0.000	0.000	0.000		0.001	-	-	0.000	0.000	0.000		0.012	-	-			0.060	
6.400	0.000	0.000	0.000		0.913	-	-	0.000	0.000	0.000		0.968	-	-			0.000	0.000	0.000		0.001	-	-	0.000	0.000	0.000		0.045	-	-			0.064	
6.800	0.000	0.000	0.000		0.523	-	-	0.000	0.000	0.000		0.649	-	-			0.000	0.000	0.000		0.010	-	6	0.000	0.000	0.000		0.126	-	-			0.068	
7.200	0.000	0.000	0.000		0.205	-	-	0.000	0.000	0.000		0.398	-	-			0.000	0.000	0.000		0.092	-	-	0.000	0.000	0.000		0.275	-	-			0.072	
7.600	0.000	0.000	0.000		0.045	-	-	0.000	0.000	0.000		0.220	-	-			0.000	0.000	0.000		0.332	-	-	0.000	0.000	0.000		0.497	-	-			0.076	
8.000	0.000	0.000	0.000		0.005	-	-	0.000	0.000	0.000		0.111	-	4			0.000	0.000	0.000		0.693	-	-	0.000	0.000	0.000		0.788	-	-			0.080	
8.400	0.000	0.000	0.000		0.003	-	-	0.000	0.000	0.000		0.050	-	-			0.000	0.000	0.000		1.09	-	-	0.000	0.000	0.000		1.13	-	-			0.084	
8.800	0.000	0.000	0.000		0.001	-	-	0.000	0.000	0.000		0.021	-	-			0.000	0.000	0.000		1.49	-	-	0.000	0.000	0.000		1.50	-	-			0.088	
9.200	0.000	0.000	0.000		0.001	-	-	0.000	0.000	0.000		0.008	-	-			0.000	0.000	0.000		1.89	-	-	0.000	0.000	0.000		1.89	-	-			0.092	
9.600	0.000	0.000	0.000		0.001	-	-	0.000	0.000	0.000		0.003	-	-			0.000	0.000	0.000		2.29	-	-	0.000	0.000	0.000		2.29	-	-			0.096	
10.000	0.000	0.000	0.000		0.002	-	-	0.000	0.000	0.000		0.001	-	-			0.000	0.000	0.000		2.69	-	-	0.000	0.000	0.000		2.69	-	-			0.100	
11.000	0.000	0.000	0.000		0.001	-	-	0.000	0.000	0.000		0.001	-	-			0.000	0.000	0.000		3.69	-	-	0.000	0.000	0.000		3.69	-	-			0.110	
Totals:						0	0						0	4	0	0						0	6							0	0	0	304	
Number of Trades:						0							0		0								0.00							0		0		

OPAP (CR)

(Contract Size: 100 Securities, Exercise Style: American, Physical Delivery)

Exercise Price	Call Options												Put Options												Exercise Price								
	September 2024						October 2024						Other Months		September 2024						October 2024						Other Months						
	Open price	Price max	Price min	Last price	Closing price	Volume	Open Interest	Open price	Price max	Price min	Last price	Closing price	Volume	Open Interest	Volume	Open Interest	Open price	Price max	Price min	Last price	Closing price	Volume	Open Interest	Open price		Price max	Price min	Last price	Closing price	Volume	Open Interest	Volume	Open Interest
9.600	0.000	0.000	0.000	6.40	-	-	0.000	0.000	0.000	0.000	6.02	-	-			0.000	0.000	0.000	0.001	-	-			0.000	0.000	0.000	0.001	-	-			0.096	
10.000	0.000	0.000	0.000	6.00	-	-	0.000	0.000	0.000	0.000	6.02	-	-			0.000	0.000	0.000	0.001	-	-			0.000	0.000	0.000	0.001	-	-			0.100	
11.000	0.000	0.000	0.000	5.00	-	-	0.000	0.000	0.000	0.000	5.02	-	-			0.000	0.000	0.000	0.001	-	-			0.000	0.000	0.000	0.001	-	-			0.110	
12.000	0.000	0.000	0.000	4.00	-	-	0.000	0.000	0.000	0.000	4.02	-	-			0.000	0.000	0.000	0.001	-	-			0.000	0.000	0.000	0.001	-	-			0.120	
13.000	0.000	0.000	0.000	3.01	-	-	0.000	0.000	0.000	0.000	3.03	-	-			0.000	0.000	0.000	0.001	-	-			0.000	0.000	0.000	0.002	-	-			0.130	
14.000	0.000	0.000	0.000	2.01	-	-	0.000	0.000	0.000	0.000	2.04	-	-			0.000	0.000	0.000	0.001	-	-			0.000	0.000	0.000	0.009	-	-			0.140	
15.000	0.000	0.000	0.000	1.01	-	-	0.000	0.000	0.000	0.000	1.12	-	-			0.000	0.000	0.000	0.004	-	20			0.000	0.000	0.000	0.094	-	-			0.150	
16.000	0.000	0.000	0.000	0.209	-	4	0.000	0.000	0.000	0.000	0.449	-	-			0.000	0.000	0.000	0.203	-	53			0.000	0.000	0.000	0.421	-	-			0.160	
17.000	0.000	0.000	0.000	0.006	-	-	0.000	0.000	0.000	0.000	0.121	-	70			0.997	0.997	0.997	0.997	0.997	5	5			0.000	0.000	0.000	1.10	-	-			0.170
18.000	0.000	0.000	0.000	0.001	-	-	0.000	0.000	0.000	0.000	0.021	-	-			0.000	0.000	0.000	2.00	-	-			0.000	0.000	0.000	2.01	-	-			0.180	
19.000	0.000	0.000	0.000	0.001	-	-	0.000	0.000	0.000	0.000	0.002	-	-			0.000	0.000	0.000	3.00	-	-			0.000	0.000	0.000	3.00	-	-			0.190	
20.000	0.000	0.000	0.000	0.001	-	-	0.000	0.000	0.000	0.000	0.001	-	-			0.000	0.000	0.000	4.00	-	-			0.000	0.000	0.000	4.00	-	-			0.200	
22.000	0.000	0.000	0.000	0.001	-	-	0.000	0.000	0.000	0.000	0.001	-	-			0.000	0.000	0.000	6.00	-	-			0.000	0.000	0.000	6.00	-	-			0.220	
24.000	0.000	0.000	0.000	0.001	-	-						-	-			0.000	0.000	0.000	8.00	-	-							-	-			0.240	
Totals:					0	4					0	70		0	0						0	78					0	0		0	0		
Number of Trades:					0						0		0		0						1.00						0		0		0		

OTE (CR)

(Contract Size: 100 Securities, Exercise Style: American, Physical Delivery)

Exercise Price	Call Options														Put Options																			
	September 2024							October 2024							Other Months		September 2024							October 2024							Other Months		Exercise Price	
	Open price	Price max	Price min	Last price	Closing price	Volume	Open Interest	Open price	Price max	Price min	Last price	Closing price	Volume	Open Interest	Volume	Open Interest	Open price	Price max	Price min	Last price	Closing price	Volume	Open Interest	Open price	Price max	Price min	Last price	Closing price	Volume	Open Interest	Volume	Open Interest		
9.200	0.000	0.000	0.000		5.77	-	-										0.000	0.000	0.000		0.001	-	-											
9.600	0.000	0.000	0.000		5.37	-	-	0.000	0.000	0.000		5.39	-	-			0.000	0.000	0.000		0.001	-	-	0.000	0.000	0.000		0.001	-	-				0.096
10.000	0.000	0.000	0.000		4.97	-	-	0.000	0.000	0.000		4.99	-	-			0.000	0.000	0.000		0.001	-	-	0.000	0.000	0.000		0.001	-	-				0.100
11.000	0.000	0.000	0.000		3.97	-	-	0.000	0.000	0.000		3.99	-	-			0.000	0.000	0.000		0.009	-	-	0.000	0.000	0.000		0.001	-	-				0.110
12.000	0.000	0.000	0.000		2.97	-	-	0.000	0.000	0.000		2.99	-	-			0.000	0.000	0.000		0.001	-	-	0.000	0.000	0.000		0.001	-	-				0.120
13.000	0.000	0.000	0.000		1.98	-	-	0.000	0.000	0.000		2.00	-	-			0.000	0.000	0.000		0.002	-	-	0.000	0.000	0.000		0.007	-	-				0.130
14.000	0.000	0.000	0.000		0.979	-	25	0.000	0.000	0.000		1.08	-	-			0.000	0.000	0.000		0.003	-	45	0.000	0.000	0.000		0.086	-	-				0.140
15.000	0.000	0.000	0.000		0.184	-	1	0.000	0.000	0.000		0.414	-	-			0.000	0.000	0.000		0.208	-	5	0.000	0.000	0.000		0.417	-	-				0.150
16.000	0.000	0.000	0.000		0.004	-	5	0.000	0.000	0.000		0.103	-	-			0.000	0.000	0.000		1.03	-	-	0.000	0.000	0.000		1.11	-	-				0.160
17.000	0.000	0.000	0.000		0.001	-	-	0.000	0.000	0.000		0.016	-	-			0.000	0.000	0.000		2.03	-	-	0.000	0.000	0.000		2.03	-	-				0.170
18.000	0.000	0.000	0.000		0.001	-	-	0.000	0.000	0.000		0.001	-	-			0.000	0.000	0.000		3.03	-	-	0.000	0.000	0.000		3.03	-	-				0.180
19.000	0.000	0.000	0.000		0.001	-	-	0.000	0.000	0.000		0.001	-	-			0.000	0.000	0.000		4.03	-	-	0.000	0.000	0.000		4.03	-	-				0.190
20.000	0.000	0.000	0.000		0.001	-	-	0.000	0.000	0.000		0.001	-	-			0.000	0.000	0.000		5.03	-	-	0.000	0.000	0.000		5.03	-	-				0.200
Totals:						0	31					0	0	0	0	0					0	50												
Number of Trades:						0						0	0	0	0	0					0.00													

PIRAEUS FINANCIAL HOLD (CR)

(Contract Size: 100 Securities, Exercise Style: American, Physical Delivery)

Call Options														Put Options																			
September 2024							October 2024							Other Months		September 2024							October 2024							Other Months		Exercise Price	
Open price	Price max	Price min	Last price	Closing price	Volume	Open Interest	Open price	Price max	Price min	Last price	Closing price	Volume	Open Interest	Volume	Open Interest	Open price	Price max	Price min	Last price	Closing price	Volume	Open Interest	Open price	Price max	Price min	Last price	Closing price	Volume	Open Interest	Volume	Open Interest		
1.800	0.000	0.000	0.000	2.08	-	-										0.000	0.000	0.000	0.001	-	-											0.018	
1.900	0.000	0.000	0.000	1.98	-	-										0.000	0.000	0.000	0.001	-	-											0.019	
2.000	0.000	0.000	0.000	1.88	-	-										0.000	0.000	0.000	0.001	-	-											0.020	
2.200	0.000	0.000	0.000	1.68	-	-										0.000	0.000	0.000	0.001	-	-											0.022	
2.400	0.000	0.000	0.000	1.48	-	-	0.000	0.000	0.000		1.48	-	-			0.000	0.000	0.000	0.001	-	-	0.000	0.000	0.000	0.000	0.001	-	-				0.024	
2.600	0.000	0.000	0.000	1.28	-	-	0.000	0.000	0.000		1.29	-	-			0.000	0.000	0.000	0.001	-	-	0.000	0.000	0.000	0.000	0.001	-	-				0.026	
2.800	0.000	0.000	0.000	1.08	-	-	0.000	0.000	0.000		1.09	-	-			0.000	0.000	0.000	0.001	-	-	0.000	0.000	0.000	0.000	0.001	-	-				0.028	
3.000	0.000	0.000	0.000	0.881	-	-	0.000	0.000	0.000		0.887	-	-			0.000	0.000	0.000	0.001	-	-	0.000	0.000	0.000	0.000	0.001	-	-				0.030	
3.200	0.000	0.000	0.000	0.681	-	-	0.000	0.000	0.000		0.692	-	-			0.000	0.000	0.000	0.001	-	-	0.000	0.000	0.000	0.000	0.006	-	-				0.032	
3.400	0.000	0.000	0.000	0.482	-	-	0.000	0.000	0.000		0.508	-	-			0.000	0.000	0.000	0.001	-	-	0.000	0.000	0.000	0.000	0.022	-	-				0.034	
3.600	0.000	0.000	0.000	0.292	-	-	0.000	0.000	0.000		0.346	-	-			0.000	0.000	0.000	0.011	-	-	0.000	0.000	0.000	0.000	0.059	-	-				0.036	
3.800	0.000	0.000	0.000	0.138	-	-	0.000	0.000	0.000		0.216	-	-			0.000	0.000	0.000	0.056	-	-	0.000	0.000	0.000	0.000	0.129	-	-				0.038	
4.000	0.000	0.000	0.000	0.046	-	-	0.000	0.000	0.000		0.122	-	4			0.000	0.000	0.000	0.164	-	-	0.000	0.000	0.000	0.000	0.235	-	-				0.040	
4.400	0.000	0.000	0.000	0.002	-	-	0.000	0.000	0.000		0.029	-	-			0.000	0.000	0.000	0.521	-	-	0.000	0.000	0.000	0.000	0.543	-	-				0.044	
4.800	0.000	0.000	0.000	0.001	-	-	0.000	0.000	0.000		0.005	-	-			0.000	0.000	0.000	0.920	-	-	0.000	0.000	0.000	0.000	0.921	-	-				0.048	
5.200	0.000	0.000	0.000	0.001	-	-	0.000	0.000	0.000		0.001	-	-			0.000	0.000	0.000	1.32	-	-	0.000	0.000	0.000	0.000	1.32	-	-				0.052	
5.600	0.000	0.000	0.000	0.001	-	-	0.000	0.000	0.000		0.001	-	-			0.000	0.000	0.000	1.72	-	-	0.000	0.000	0.000	0.000	1.72	-	-				0.056	
6.000	0.000	0.000	0.000	0.001	-	-	0.000	0.000	0.000		0.001	-	-			0.000	0.000	0.000	2.12	-	-	0.000	0.000	0.000	0.000	2.12	-	-				0.060	
6.400	0.000	0.000	0.000	0.001	-	-						-	-			0.000	0.000	0.000	2.52	-	-					-	-					0.064	
Totals:					0	0						0	4	0	0							0	0										
Number of Trades:					0							0		0						0.00									0				0

Lending Products	Underlying Title	Open Interest[5]	Multilateral Transactions[1]				Bilateral Transactions[2]		Stock Borrowing through OTC (volume)[3]	
			Volume(Offered)	Average Weighted	Transactions volume	Average Weighted	Transactions Volume	Average Weighted	Transactions Volume	
ADMIEBOR	ADMIE (IPTO) HOLDING S.A. (CR)	1,000	---	---	---	---	2,000	0.01%	254,440	
AEGNBOR	AEGEAN AIRLINES (CR)	---	---	---	---	---	---	---	397,660	
AETFBOR	ALPHA ETF FTSE Athex Large Cap	---	---	---	---	---	---	---	---	
ALPHABOR	ALPHA SERVICES HOLD (CR)	10,000	---	---	---	---	---	---	66,326,371	
AIABOR	ATHENS INTL AIRPORT (CR)	---	---	---	---	---	---	---	182,800	
ACAGBOR	AUSTRIACARD (CB)	---	---	---	---	---	---	---	1,000	
OTOELBOR	AUTOHELLAS SA (CR)	1,500	---	---	---	---	---	---	65,151	
AVAXBOR	AVAX S.A. (CR)	---	---	---	---	---	---	---	---	
EEEBOR	CC HBC AG (CR)	29,583	---	---	---	---	---	---	77,221	
CENERBOR	CENERGY HOLDINGS (CB)	---	---	---	---	---	---	---	19,870	
DIMANDBOR	DIMAND (CR)	---	---	---	---	---	---	---	83,471	
ELLAKTORBOR	ELLAKTOR (CR)	7,681	---	---	---	---	---	---	79,310	
ELHABOR	ELVALHALCOR (CR)	788	---	---	---	---	---	---	281,676	
EPSILBOR	EPSILON NET (CR)	---	---	---	---	---	---	---	8,000	
EUROBBOR	EUROBANK HOLDINGS (CR)	10,000	---	---	---	---	---	---	36,005,853	
EYDAPBOR	EYDAP S.A. (CR)	845	---	---	---	---	---	---	209,465	
FOYRKBOR	FOURLIS (CR)	611	---	---	---	---	---	---	24,673	
GEKTERNABOR	GEK TERNA (CR)	---	---	---	---	---	---	---	10,360	
SARBOR	GR. SARANTIS S.A. (CR)	5,808	---	---	---	---	---	---	16,411	
EXAEBOR	HELLENIC EXCHANGES-A.S.E. (CR)	---	---	---	---	---	---	---	152,047	
ELPEBOR	HELLENIQ ENERGY (CR)	---	---	---	6,321	5.10%	---	---	1,285,867	
INTEKBOR	IDEAL HOLDINGS (CR)	---	---	---	---	---	---	---	14,800	
INTRKBOR	INTRACOM HOLDINGS (CR)	---	---	---	---	---	---	---	23,997	
INKATBOR	INTRAKAT (CR)	---	---	---	---	---	---	---	880,885	
INLOTBOR	INTRALOT (CR)	---	---	---	---	---	---	---	1,216,477	
BELABOR	JUMBO SA (CR)	354	---	---	---	---	---	---	222,777	
KRIBOR	KRI-KRI S.A. (CR)	---	---	---	---	---	---	---	---	
LAMDABOR	LAMDA DEVELOPMENT SA (CR)	---	---	---	---	---	---	---	233,705	
LAVIBOR	LAVIPHARM SA (CR)	---	---	---	---	---	---	---	---	
MYTILBOR	METLEN ENERGY & METALS (CR)	---	---	---	---	---	---	---	199,113	
MIGBOR	MIG (CR)	541	---	---	---	---	---	---	40,179	

Stock Lending Notes

[1] - Multilateral contracts Lending or Borrowing as per Methods 8-1, 8-2 and 8-3-3 (According to ATHEX BoD Resolution No.17)

[2] - Bilateral Contracts Lending or Borrowing as per Methods 8-3-1 and 8-3-2 & Contracts as per Method 4 (According to ATHEX BoD Resolution No.20)

[3] - The information concerning OTC Stock Borrowing Transactions is based on the statements of the Dematerialised Securities System (DSS) operators involved and refers to volumes that have been registered up until the previous working day.

[4] - Average Price (Volume weighted)

[5] - The Data concerning Open Interest before the start of trading session

Lending Products	Underlying Title	Open Interest[5]	Multilateral Transactions[1]				Bilateral Transactions[2]		Stock Borrowing through OTC (volume)[3]	
			Volume(Offered)	Average Weighted	Transactions volume	Average Weighted	Transactions Volume	Average Weighted	Transactions Volume	
MOHBOR	MOTOR OIL (CR)	---	---	---	---	---	---	---	750,855	
ETEBOR	NATIONAL BANK (CR)	58,737	---	---	---	---	---	---	13,080,729	
OPAPBOR	OPAP (CR)	2,542	---	---	---	---	---	---	1,673,557	
OPTIMABOR	OPTIMA BANK (CR)	7,300	---	---	---	---	---	---	1,004,916	
HTOBOR	OTE (CR)	---	---	---	---	---	---	---	1,670,008	
PPABOR	P.P.A. S.A. (CR)	---	---	---	---	---	---	---	70,384	
TPEIRBOR	PIRAEUS FINANCIAL HOLD (CR)	---	---	---	---	---	---	---	14,861,025	
PPCBOR	PPC (CR)	2,000	---	---	---	---	---	---	1,469,484	
PROFBOR	PROFILE SA (CR)	---	---	---	---	---	---	---	10,000	
QUESTBOR	QUEST HOLDINGS (CR)	391	---	---	---	---	---	---	19,882	
OLYMPBOR	TECHNICAL OLYMPIC SA (CR)	---	---	---	---	---	---	---	---	
TENERGYBOR	TERNA ENERGY (CR)	---	---	---	---	---	---	---	493,463	
EYAPSBOR	THESSALONIKA WATER & SEWERAGE	---	---	---	---	---	---	---	---	
PLATBOR	THRACE PLASTICS SA (CR)	---	---	---	---	---	---	---	1,596	
TITCBOR	TITAN CEMENT (CB)	1,600	---	---	---	---	---	---	196,213	
VIOBOR	VIOHALCO SA/NV (CB)	744	---	---	---	---	---	---	---	

Stock Lending Notes

[1] - Multilateral contracts Lending or Borrowing as per Methods 8-1, 8-2 and 8-3-3 (According to ATHEX BoD Resolution No.17)

[2] - Bilateral Contracts Lending or Borrowing as per Methods 8-3-1 and 8-3-2 & Contracts as per Method 4 (According to ATHEX BoD Resolution No.20)

[3] - The information concerning OTC Stock Borrowing Transactions is based on the statements of the Dematerialised Securities System (DSS) operators involved and refers to volumes that have been registered up until the previous working day.

[4] - Average Price (Volume weighted)

[5] - The Data concerning Open Interest before the start of trading session

Sectors codification for listed companies

12003-	ETF	10101010	Computer Services
10101015	Software	10102030	Computer Hardware
15101010	Telecommunications Equipment	15102015	Telecommunications Services
20101010	Health Care Facilities	20101025	Health Care Services
20102010	Medical Equipment	20103015	Pharmaceuticals
30101010	Banks	30202000	Diversified Financial Services
30202010	Asset Managers & Custodians	30202015	Investment Services
30204000	Closed End Investments	30302010	Full Line Insurance
30302015	Insurance Brokers	30302025	Property and Casualty Insurance
35101010	Real Estate Holding and Development	35101015	Real Estate Services
35102000	Diversified REITs	35102030	Office REITs
35102045	Retail REITs.	40201040	Rental & Leasing Services: Consumer
40202010	Home Construction	40202015	Household Furnishings
40202020	Household Appliance	40203040	Electronic Entertainment
40204020	Clothing & Accessories	40301010	Entertainment
40301030	Publishing	40301035	Radio & TV Broadcasters
40401010	Diversified Retailers	40401020	Apparel Retailers
40401025	Home Improvement Retailers	40401030	Specialty Retailers
40501010	Airlines	40501015	Travel & Tourism
40501020	Casinos & Gambling	40501025	Hotels & Motels
45101015	Distillers & Vintners	45101020	Soft Drinks
45102010	Farming Fishing Ranching & Plantations	45102020	Food Products
45103010	Tobacco	45201010	Food Retailers & Wholesalers
45201020	Personal Products	50101010	Construction
50101020	Building Roof/Wallboard and Plumbing	50101030	Cement
50101035	Building Materials: Other	50202010	Electrical Components
50203015	Plastics	50203030	Containers & Packaging
50204000	Machinery: Industrial	50204020	Machinery: Construction & Handling
50205010	Industrial Suppliers	50205020	Back Office Support HR & Consulting
50205030	Forms & Bulk Printing Services	50206015	Commercial Vehicles & Parts
50206030	Marine Transportation	50206060	Transportation Services
55101000	Diversified Materials	55101020	Textile Products
55102000	General Mining	55102010	Iron & Steel
55102015	Metal Fabricating	55102035	Aluminum
60101020	Oil Refining and Marketing	65101010	Alternative Electricity
65101015	Conventional Electricity	65102000	Multi-Utilities
65102030	Water		



ATHEX
Athens Stock Exchange

Λεωφ. Αθηνών 110 104 42 Αθήνα
110, Athinon Ave. GR 104 42 Athens
tel. (+30)210-33.66.800, fax (+30)210-33.66.101
www.athexgroup.gr