

24

**Ημερήσιο Δελτίο
Συναλλακτικής Δραστηριότητας**

Daily Official List
of Trading Activity

Thursday, 12 September, 2024

Year: 145 Trading Day No: 173



ATHEXGROUP
Athens Exchange Group

Disclaimer:

Hellenic Exchanges-Athens Stock Exchange S.A endeavours to ensure that the data and other material ("Information") presented on the Daily Official List are accurate and complete, but it is not liable for any errors or omissions of data or /and for the accuracy, credibility, updating and completeness of the aforesaid information nor it has any liability arising directly or indirectly from the use of the above Information.

The Company is not liable for the accuracy of the data included in listed companies' announcements. Only the sender of such an announcement is fully and solely liable for any infringement of third party's rights from the content of such announcement. All contents of the Daily Official List are provided only for information purposes and do not constitute investment advice or solicitation to invest in securities or other products listed for trading on the Exchange.

You acknowledge and agree that the Company is the owner of any property rights related to any Information appearing on the Daily Official List including intellectual property rights copyright, trademarks, etc.

The above data are a property of the Hellenic Exchanges-Athens Exchange and are copyright protected. Users are forbidden to reproduce, modify, copy, sale, transmit or redistribute, by all reproduction means and methods, part or the whole of the above data, without reference to their source.

The commercial exploitation of these data is, also, forbidden by third parties. Hellenic Exchanges-Athens Exchange does not carry any responsibility, direct or indirect, derived from usage or accidental alteration of the above data when used by third parties.

Hellenic Exchanges – Athens Stock Exchange S.A.

110 Athinon Ave., 10442 Athens, Tel: (210) 33.66.800, Fax: (210) 32.13.938

www.athexgroup.gr

Thessalonica Stock Exchange Center (T.S.E.C)

16-18 Katouni Str., Thessalonica 546 25 Tel: (2310) 567.667, Fax: (2310) 530.545

Athex Members Guarantee Fund

14-16 Fidiou Str., Athens 106 78, Tel: (210) 33.04.682, Fax: (210) 33.04.155

Hellenic Republic Capital Market Commission

1 Kolokotroni Str. & 1 Stadiou Str., Athens 10562 Tel: (210) 33.77.100 Fax: (210) 33.77.173

Table of Contents

Section 1: Statistical Figures of Securities, Derivatives and Lending

Summary of Markets

Athex Indices

Analytic Figures for Athex Market's Boards and Categories

Trading Details by Athex Sectors and Financial Instruments (ETFs)

Top 10 best & worst performing Shares

Derivatives Summary

Section 2: Analytic Figures of Shares Transactions

Analytic Figures of Shares Transactions

Shares' Notes

Section 3: Figures of Securities Transactions

Securities Blocks Details

Shares Rights Details

Stock Borrowing

Forced Sales Details

Forced Sales Registered Shares

Exchange Traded Funds (ETFs) Characteristics

Section 5: Bonds traded in Fixed Income Assets Market

Convertible Corporate Bonds - Regulated Market

Non Convertible Corporate Bonds - Regulated Market

Government Bonds

Treasury Bills & Zero Coupon Government Bonds

Government Bonds Traded with the Open Outcry Method

State Banks Bonds

Section 6: Additional Infos

Athex & ATHEXClear Members List

List of Stocks under Market Making operations

Section 7: Derivatives Market Analytic Figures

Index Futures

Stock Futures

Index Options

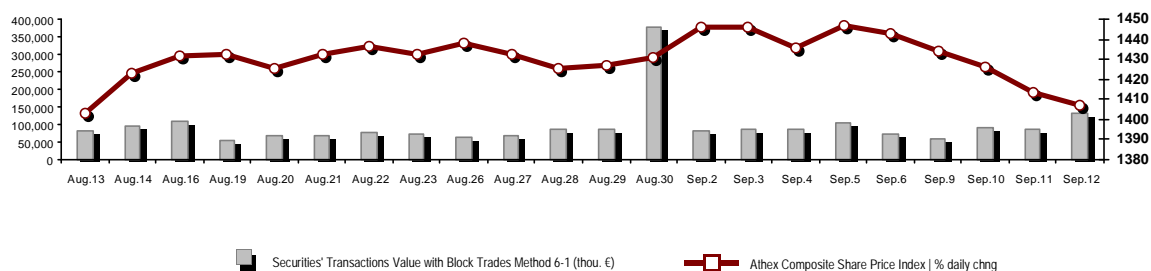
Stock Options

Stock Lending Analytic Figures

Appendix A: Sectors codification for listed companies

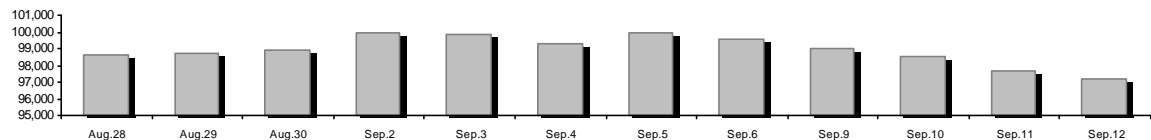
Summary of Markets

Athex Composite Share Price Index vs Shares and Derivatives Transactions Value

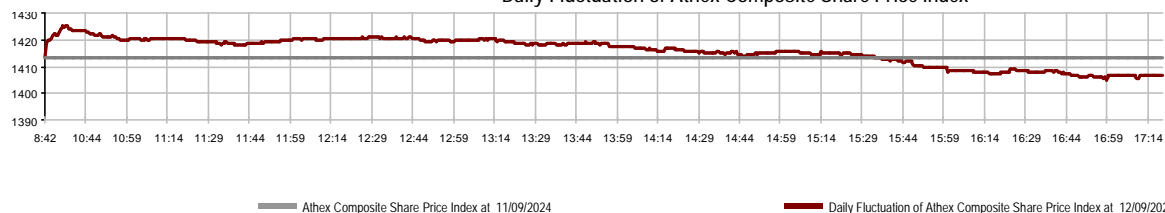


Athex Capitalisation (mill. €)**:	97,231.48		Derivatives Total Open Interest	415,457
Daily change: mill. € %	-430.55	-0.44%	in Index Futures % daily chng	5,375 0.07%
Yearly Avg Capitalisation: mill. € % chng prev year Avg	97,736.50	21.58%	in Stock Futures % daily chng	408,455 0.97%
Athex Composite Share Price Index % daily chng	1,406.91	-0.47%	in Index Options % daily chng	943 0.21%
Athex Composite Share Price Index Capitalisation (mill. €)	89,205.67		in Stock Options % daily chng	684 -0.44%
Daily change (mill. €)	-321.95			
Securities' Transactions Value with Block Trades Method 6-1 (t)	129,729.77		Derivatives Contracts Volume:	49,014
Daily change: %	44,787.33	52.73%	Daily change: pieces %	17,564 55.85%
YtD Avg Trans. Value: thou. € % chng prev year Avg	128,116.95	16.93%	YtD Avg Derivatives Contracts % chng prev year Avg	34,772 -20.90%
Blocks Transactions Value of Method 6-1 (thou. €)	39,776.38		Derivatives Trades Number:	1,988
Blocks Transactions Value of Method 6-2 & 6-3 (thou. €)	0.00		Daily change: number %	430 27.60%
Bonds Transactions Value (thou.€)	1,967.05		YtD Avg Trades number % chng prev year Avg	1,859 -20.26%
Securities' Transactions Volume with Block Trades Method 6-1 (tho)	32,562.50		Lending Total Open Interest	318,866
Daily change: thou. pieces %	13,189.32	68.08%	Daily change: pieces %	-7,100 -2.18%
YtD Avg Volume: % chng prev year Avg	27,995.26	-16.73%	Lending Volume (Multilateral/Bilateral)	6,500
Blocks Transactions Volume of Method 6-1 (thou. Pieces)	12,603.74		Daily change: pieces %	5,100
Blocks Transactions Volume of Method 6-2 & 6-3 (thou. Pieces)	0.00		Multilateral Lending	0
Bonds Transactions Volume	1,983,000		Bilateral Lending	6,500
Securities' Trades Number with Block Trades Method 6-1	31,123		Lending Trades Number:	1
Daily change: number %	786	2.59%	Daily change: %	-1
YtD Avg Trades number % chng prev year Avg	37,367	3.16%	Multilateral Lending Trades Number	0
Number of Blocks Method 6-1	16		Bilateral Lending Trades Number	1
Number of Blocks Method 6-2 & 6-3	0			
Number of Bonds Transactions	249			

Athex Capitalisation (mill. €)**



Daily Fluctuation of Athex Composite Share Price Index



Athex Indices

Index name	12/09/2024	11/09/2024	pts.	%	Min	Max	Year min	Year max	Year change
Athex Composite Share Price Index	1,406.91 €	1,413.54	-6.63	-0.47%	1,405.18	1,425.17	1,293.14	1,505.35	8.80% #
Athex Composite Index Total Return Index	2,653.95 €	2,666.46	-12.51	-0.47%	2,650.68	2,688.40	2,355.44	2,789.06	12.67% #
Athex ESG Index	1,600.94 €	1,608.23	-7.29	-0.45%	1,598.77	1,623.40	1,471.77	1,722.97	8.78% #
ATHEX Alternative Market Price Index	13,949.59 €	14,070.52	-120.93	-0.86%	13,928.74	14,193.21	9,352.11	15,217.49	49.16% #
FTSE/Athex Large Cap	3,409.23 €	3,425.12	-15.89	-0.46%	3,404.59	3,458.19	3,122.79	3,665.50	9.17% #
FTSE/Athex Mid Cap Index	2,289.76 #	2,287.49	2.27	0.10%	2,285.52	2,305.48	2,054.77	2,459.55	1.73% #
FTSE/ATHEX High Dividend Yield Index	3,820.43 €	3,831.23	-10.80	-0.28%	3,819.45	3,865.89	3,629.54	4,217.66	1.30% #
FTSE/Athex Market Index	815.13 €	818.95	-3.82	-0.47%	813.76	826.13	746.82	875.18	9.15% #
FTSE/Athex Banks	1,210.35 €	1,220.04	-9.69	-0.79%	1,209.57	1,231.76	1,057.67	1,354.57	14.01% #
FTSE/ATHEX TECHNOLOGY & TELECOMMUNICAT	5,539.91 #	5,529.61	10.30	0.19%	5,521.53	5,584.21	4,915.95	5,705.00	9.22% #
FTSE/ATHEX FINANCIAL SERVICES	5,684.51 €	5,729.62	-45.11	-0.79%	5,681.28	5,784.09	4,996.31	6,357.41	13.37% #
FTSE/ATHEX REAL ESTATE	4,795.70 €	4,811.98	-16.28	-0.34%	4,790.56	4,843.82	4,507.00	5,120.52	-3.32% €
FTSE/ATHEX CONSUMER DISCRETIONARY	4,944.93 €	4,945.16	-0.23	0.00%	4,926.30	5,012.50	4,663.68	5,557.48	-1.41% €
FTSE/ATHEX CONSUMER STAPLES	6,428.85 €	6,447.87	-19.02	-0.29%	6,397.74	6,490.26	5,069.68	6,585.74	26.34% #
FTSE/ATHEX INDUSTRIALS	6,353.44 €	6,387.56	-34.12	-0.53%	6,353.44	6,435.59	5,044.08	6,621.39	25.03% #
FTSE/ATHEX BASIC MATERIALS	4,719.23 #	4,716.01	3.22	0.07%	4,704.77	4,816.59	4,369.10	5,876.05	-3.09% €
FTSE/ATHEX ENERGY & UTILITIES	4,787.88 €	4,827.39	-39.51	-0.82%	4,787.32	4,895.85	4,536.38	5,474.06	-4.00% €
Athex All Share Index	327.29 €	328.91	-1.62	-0.49%	327.29	327.29	304.60	347.29	8.37% #
Hellenic Mid & Small Cap Index	2,014.02 €	2,021.95	-7.93	-0.39%	2,013.77	2,039.30	1,881.89	2,157.15	4.41% #
FTSE/Athex Large Cap Total Return	5,848.82 €	5,876.08	-27.26	-0.46%			5,201.70	6,187.73	13.19% #
FTSE/Athex Mid Cap Total Return	3,135.54 #	3,132.43	3.11	0.10%			2,872.41	3,302.69	3.44% #
MSCI GREECE REBASED	5,279.81 €	5,313.23	-33.42	-0.63%	5,277.05	5,373.82	4,964.20	5,837.84	5.92% #
Hellenic Corporate Bond Index	135.79 #	135.76	0.03	0.03%			129.54	135.79	4.75% #
Hellenic Corporate Bond Price Index	92.75 #	92.74	0.02	0.02%			90.52	92.75	2.32% #

Note 1: FTSE/Med 100, Hellenic Corporate Bond Price Index and Hellenic Corporate Bond Index closing prices refer to the previous trading day of 10/09/2024.

Note 2: The Hellenic Mid & Small Cap Index is a Customized index calculated by the Athens Exchange.

Analytic Figures for Athex Market's Boards and Categories

	Total Traded Securities	Main Market	Surveillance	Exchange Traded Funds (ETFs)
Totals	123	118	4	1
Gain / Lose / Same:	41 / 61 / 21	41 / 58 / 19	0 / 2 / 2	0 / 1 / 0
Athex Capitalisation (mill. €) **	97,231.48	97,167.87	63.60	
Daily Average Trans/ons Value(thou.€)	128,116.95	128,019.13	29.87	243.33
Transactions Value	129,729.77	129,600.24	13.56	115.97
Main Board:	89,953.39	89,823.86	13.56	115.97
Blocks Board 6_2_3:	39,776.38	39,776.38	0.00	0.00
Forced Sales Board:	0.00	0.00	0.00	0.00
Special Terms Board:	0.00	0.00	0.00	0.00
Daily Average Transactions Volume	27,995,262	27,876,122	134,111	7,032
Transactions Volume	32,562,498	32,497,481	61,630	3,387
Main Board:	19,958,761	19,893,744	61,630	3,387
Blocks Board 6_2_3:	12,603,737	12,603,737	0	0
Forced Sales Board:	0	0	0	0
Special Terms Board:	0	0	0	0
Daily Average Number of Trades	37,367	37,264	57	47
Number of Trades	31,123	31,063	30	30
Main Board:	31,107	31,047	30	30
Blocks Board 6_2_3:	16	16	0	0
Forced Sales Board:	0	0	0	0
Special Terms Board:	0	0	0	0

Trading Details by Athex Sectors and Financial Instruments (ETFs)

Code	Sectors	Gain / Lose / Same	Number of Trades	Transactions Volume	Transactions Value	% of Total Trans. Value
3010	- Banks	2 / 4 / 1	11,965	27,679,424	85,557,618.88	65.95%
5510	- Basic Resources	3 / 7 / 4	796	249,000	853,156.90	0.66%
5010	- Construction & Materials	6 / 6 / 3	1,895	555,204	2,505,383.53	1.93%
4020	- Consumer Products & Services	2 / 2 / 1	328	63,303	184,212.88	0.14%
6010	- Energy	1 / 3 / 0	2,310	369,834	4,921,479.78	3.79%
12000	- Financial Instruments	0 / 1 / 0	30	3,387	115,965.89	0.09%
3020	- Financial Services	3 / 1 / 0	333	65,048	300,488.75	0.23%
4510	- Food Beverage & Tobacco	1 / 4 / 2	482	162,808	1,768,624.91	1.36%
2010	- Health Care	0 / 3 / 0	120	71,197	63,808.41	0.05%
5020	- Industrial Goods & Services	4 / 8 / 2	1,671	421,555	2,797,821.45	2.16%
3030	- Insurance	0 / 1 / 0	54	7,895	38,488.96	0.03%
4030	- Media	0 / 1 / 0	23	21,400	9,391.40	0.01%
4520	- Personal Care, Drug & Grocery Stores	1 / 0 / 1	280	45,717	448,163.33	0.35%
3510	- Real Estate	5 / 6 / 2	720	239,841	1,206,180.49	0.93%
4040	- Retail	2 / 1 / 4	861	138,257	2,331,297.31	1.80%
1010	- Technology	5 / 6 / 0	1,057	316,224	1,455,183.91	1.12%
1510	- Telecommunications	2 / 0 / 0	1,392	287,191	4,259,125.09	3.28%
4050	- Travel & Leisure	1 / 4 / 1	2,973	1,005,917	7,026,488.94	5.42%
6510	- Utilities	3 / 3 / 0	3,833	859,296	13,886,885.35	10.70%

Top 10 best & worst performing Shares

Main Market

With positive Price change	Closing price	change	With negative Price change	Closing price	change
QUEST HOLDINGS (CR)	5.29	2.72% #	ATTICA BANK S.A. (CR)	7.5	-20.38% €
QUALITY & RELIABILITY SA (CR)	1.15	1.95% #	EVROFARMA SA (CR)	1.505	-5.94% €
INTERCONTINENTAL (CR)	2.36	1.72% #	PPC (CR)	11.15	-2.62% €
FOURLIS (CR)	3.86	1.18% #	ATHENS MEDICAL CENTER SA (CR)	1.49	-2.61% €
CENTRIC HOLDINGS (CR)	0.359	1.13% #	NATIONAL BANK (CR)	7.29	-2.49% €
PREMIA (CR)	1.18	1.03% #	AEGEAN AIRLINES (CR)	10.75	-2.45% €
INTRAKAT (CR)	5.02	1.01% #	INTRACOM HOLDINGS (CR)	2.98	-2.29% €
ADMIE (IPTO) HOLDING S.A. (CR)	2.165	0.93% #	ATTICA HOLDINGS (CR)	2.29	-1.72% €
ANDROMEDA SA (CR)	6.5	0.93% #	UNIBIOS (CR)	1.74	-1.70% €
DOMIKI KRITIS SA (CR)	3.38	0.90% #	KRI-KRI S.A. (CR)	12	-1.64% €
With the highest Transactions Value	Value (thou. €)	change	With the highest Transactions Volume	Volume	change
PIRAEUS FINANCIAL HOLD (CR)	36,401.31	0.47% #	EUROBANK HOLDINGS (CR)	10,232,102	-0.59% €
NATIONAL BANK (CR)	20,306.79	-2.49% €	PIRAEUS FINANCIAL HOLD (CR)	9,349,119	0.47% #
EUROBANK HOLDINGS (CR)	20,030.97	-0.59% €	ALPHA SERVICES HOLD (CR)	5,255,905	-0.03% €
ALPHA SERVICES HOLD (CR)	7,920.13	-0.03% €	NATIONAL BANK (CR)	2,749,813	-2.49% €
TERNA ENERGY (CR)	5,299.99	0.41% #	INTRALOT (CR)	545,585	-1.40% €
OPAP (CR)	5,174.13	0.26% #	OPAP (CR)	328,461	0.26% #
METLEN ENERGY & METALS (CR)	4,822.87	-0.42% €	PPC (CR)	292,612	-2.62% €
OTE (CR)	4,249.81	0.34% #	OTE (CR)	285,766	0.34% #
MOTOR OIL (CR)	3,604.54	-0.28% €	TERNA ENERGY (CR)	273,995	0.41% #
PPC (CR)	3,319.99	-2.62% €	HELLENIQ ENERGY (CR)	181,629	-0.57% €

Note: Stocks that are not included in the "Under Supervision" category, and the transactions value is more than 10,000 €.

Derivatives Summary

	Number of Trades	Volume	Open Interest
Index Futures	189	1,818	5,375
FTSE/Athex Banks	1	1	1,246
FTSE/Athex Large Cap	188	1,817	4,106
MSCI GREECE REBASED	0	0	23
Stock Futures	1,791	47,119	408,455
ADMIE (IPTO) HOLDING S.A. (CR)	14	116	22,700
AEGEAN AIRLINES (CR)	110	265	3,663
ALPHA SERVICES HOLD (CR)	198	10,374	160,225
ATHENS INTL AIRPORT (CR)	0	0	1,134
AUTOHELLAS SA (CR)	8	16	146
AVAX S.A. (CR)	0	0	649
CC HBC AG (CR)	3	15	142
CENERGY HOLDINGS (CB)	8	16	4,169
ELLAKTOR (CR)	29	158	3,550
ELVALHALCOR (CR)	28	199	4,780
EUROBANK HOLDINGS (CR)	158	8,809	19,201
EYDAP S.A. (CR)	14	66	4,388
FOURLIS (CR)	5	24	998
GEK TERNA (CR)	99	6,438	12,128
HELLENIC EXCHANGES-A.S.E. (CR)	7	28	3,836
HELLENIQ ENERGY (CR)	47	347	5,918
INTRACOM HOLDINGS (CR)	21	127	7,560
INTRAKAT (CR)	12	59	2,377
JUMBO SA (CR)	4	22	318
LAMDA DEVELOPMENT SA (CR)	60	882	5,996
METLEN ENERGY & METALS (CR)	58	260	4,482
MIG (CR)	4	20	109
MOTOR OIL (CR)	69	851	6,101
NATIONAL BANK (CR)	286	5,988	15,788
OPAP (CR)	13	25	1,177
OPTIMA BANK (CR)	3	5	69
OTE (CR)	16	48	3,377
P.P.A. S.A. (CR)	4	96	70
PIRAEUS FINANCIAL HOLD (CR)	282	6,998	64,973
PPC (CR)	135	3,188	23,297
QUEST HOLDINGS (CR)	6	22	156
TERNA ENERGY (CR)	34	1,529	20,052
TITAN CEMENT (CB)	9	14	457
VIOHALCO SA/NV (CB)	47	114	4,469
Index Options	8	77	943
FTSE/Athex Large Cap	8	77	943
Stock Options	0	0	684
ALPHA SERVICES HOLD (CR)	0	0	0
NATIONAL BANK (CR)	0	0	314
OPAP (CR)	0	0	152
OTE (CR)	0	0	81
PIRAEUS FINANCIAL HOLD (CR)	0	0	4
PPC (CR)	0	0	133
Total Derivatives Traded	1,988	49,014	415,457

Shares' Notes

Code	Note text
()	- Adjusted dividends.
*	- Last adjusted closing price.
[1]	- Net dividends.
[2]	- The "Date of Last Coupon" for New listings refers to the date company's stocks started to trade in Athex
[3]	- The Company Market Value is referred to the number of outstanding shares
[4]	- Sectors codification can be found in Appendix A
[5]	- The Market Value refers to the total number of shares listed (including their several classes) in the exchange by the company.
[6]	- P/E greater than 100
[7]	- Last view of the Order Book before the end of the trading session
[8]	- All Blocks Methods' Transactions Value are included.
4750	- Transfer to the Under Surveillance Category from 8/4/2011.
5093	- Transfer to the Surveillance Category as of 8/4/2015.
5141	- Transfer to the Surveillance Category as of 10/05/2017.
5160	- Transfer to the Surveillance Category as of 15/04/2016.
5165	- Transfer to the Surveillance Category as of 15/02/2018.
5193	- Transfer to the Surveillance Category as of 25/10/2018.
5197	- Transfer to the Surveillance Category as of 07/11/2018.
5232	- Transfer to the Under Surveillance Category from 08/04/2011.
5233	- Suspension of trading as of 13/05/2020.
5248	- Transfer to the Surveillance Category as of 06/09/20116.
5253	- Transfer to the Surveillance Category as of 14/5/2021.
5275	- Transfer to the Surveillance Category as of 09/07/2020.

Securities Blocks Details

Securities	Block Volume	Price	Block Trade Value	Time of approval	Note
NATIONAL BANK (CR)	100,000	7.48	748,000.00	11:02:50	20
NATIONAL BANK (CR)	100,000	7.48	748,000.00	11:47:56	20
EUROBANK HOLDINGS (CR)	297,000	1.97	583,902.00	12:56:41	20
EUROBANK HOLDINGS (CR)	927,270	1.97	1,823,940.09	13:00:43	20
EUROBANK HOLDINGS (CR)	500,000	1.97	983,750.00	13:01:04	20
EUROBANK HOLDINGS (CR)	486,804	1.97	958,030.27	13:01:23	20
NATIONAL BANK (CR)	50,000	7.48	373,900.00	13:27:54	20
EUROBANK HOLDINGS (CR)	636,827	1.96	1,250,728.23	13:32:05	20
PIRAEUS FINANCIAL HOLD (CR)	2,000,000	3.91	7,810,000.00	14:25:18	20
EUROBANK HOLDINGS (CR)	1,248,700	1.96	2,446,203.30	14:29:55	20
PIRAEUS FINANCIAL HOLD (CR)	2,000,000	3.89	7,784,000.00	14:56:22	20
CENERGY HOLDINGS (CB)	33,267	9.41	313,042.47	14:58:43	20
EUROBANK HOLDINGS (CR)	750,000	1.94	1,458,000.00	16:35:16	20
EUROBANK HOLDINGS (CR)	519,695	1.95	1,014,964.34	17:12:32	20
PIRAEUS FINANCIAL HOLD (CR)	1,700,000	3.89	6,606,200.00	17:17:08	20
PIRAEUS FINANCIAL HOLD (CR)	1,254,174	3.89	4,873,720.16	17:18:07	20

Blocks Notes

9 - Method 6-1 / Special Fees

10 - Method 6-1 / Special Fees, SDS

14 - Method 6-3 / Settlement, Incomplete Buy and Sell

18 - Method 6-2 / SPOT 1

19 - Method 6-2 / SPOT 2

20 - Method 6-1 and Method 6-1 Same Day Settlement

21 - Other Pre-agreed

Shares Rights Details

Occured date	Exercise from	Exercise until	Trading until	Rights	Price min	Price max	Closing price	Last Bid	Last Ask	Volume	Trades	Transactions Value
--------------	---------------	----------------	---------------	--------	-----------	-----------	---------------	----------	----------	--------	--------	--------------------

No Rights Transactions.

Forced Sales Details

Securities	Category of Security	Transactions Volume	Number of Trades	Transactions Value	Note
------------	----------------------	------------------------	---------------------	-----------------------	------

No Forced Transactions.

Forced Sales Notes

- 1 - Compulsory Public Forced Sales
- 2 - Forced Sales of Fixed Registered Shares
- 3 - Forced Sales of Remaining Fractional Shares

Exchange Traded Funds (ETFs) Characteristics

	Transactions Date (T)	Creation / Redemption	Units (T-1)	New Units (T-1)	Redemption Units (T-1)	Units (T) [1]	Fund Assets [2]	Net Unit Price	Dividend per Unit	Dividend Date
ALPHA ETF FTSE Athex Large Cap	12/09/2024	5,000	971,502	---	---	971,502	33,227,530.00	34.2022	1.35	01/07/2024

ETFs Notes

[1] - Units (T) = Units (T-1) + New Units (T-1) - Redemption Units (T-1)

[2] - The Creation / Redemption Units of T-1 are included.

Non Convertible Corporate Bonds - Regulated Market

Num Listed Bonds	Nominal price	Issue price	Today's Rate	Exp. Date	Duration (years)	Note	Coupon		Trading Unit	Corporate Bonds	Accrued Int.	Yield.T.Mat	Price min	Price max	Closing price	Previous closing price/date	Volume	Transactions Value	Last order		ear min	Year max		
							Common	Preferred											Price	Buy / Sell			Date	
230,000	1,000.00	1,000.00	4.70	12/07/2029	7	---	5	---	1	LAMDA DEVELOPMENT S.A. (Non convertible)	8.6167	3.9790	101.1000	103.1000	101.2667	102.8640	11/09/2024	22,000	22,624.57	101.2000	B	12/09/2024	97.0000	103.1000
320,000	1,000.00	1,000.00	3.40	21/07/2027	7	---	9	---	1	LAMDA DEVELOPMENT S.A. (Non Convertible)	5.2889	3.7630	97.0000	98.4998	97.6472	97.6040	11/09/2024	29,000	28,471.05	97.0003	B	12/09/2024	92.0000	98.4998
200,000	1,000.00	1,000.00	2.10	27/10/2027	7	---	8	---	1	O.P.A.P. S.A. (Non Convertible)	8.1667	3.3900	95.3150	96.0000	95.5108	95.3150	11/09/2024	48,000	46,237.20	95.3900	B	12/09/2024	90.5800	96.6000
200,000	1,000.00	1,000.00	1.90	23/03/2028	7	---	7	---	1	MOTOR OIL CORINTH REFINERIES SA (Non Convertible)	9.1833	3.6970	93.1200	93.7999	93.5400	93.6390	11/09/2024	29,000	27,335.72	93.6500	B	12/09/2024	90.8477	94.5000
100,000	1,000.00	1,000.00	2.70	25/05/2026	5	---	7	---	1	COSTAMARE PARTICIPATIONS PLC (Non Convertible)	8.4000	4.0880	97.1500	97.2500	97.1712	97.3930	11/09/2024	33,000	32,343.70	97.1000	B	12/09/2024	94.2567	99.2686
300,000	1,000.00	1,000.00	2.30	20/07/2028	7	---	7	---	1	PRODEA REIC S.A.(Non Convertible)	3.5778	4.3820	91.5000	92.0000	91.9769	91.4000	11/09/2024	78,000	71,737.07	91.4000	B	12/09/2024	86.1234	92.4700
150,000	1,000.00	1,000.00	2.65	22/10/2026	5	---	6	---	1	CPLP SHIPPING HOLDINGS PLC (Non Convertible)	10.8208	4.3370	96.0384	96.0384	96.0384	96.0300	11/09/2024	1,000	971.20	96.0400	B	12/09/2024	93.0000	97.0000
250,000	1,000.00	1,000.00	2.45	16/11/2028	7	---	6	---	1	ELVALHALCOR S.A. (Non Convertible)	8.3708	3.9630	93.0005	93.9999	93.5000	93.0120	11/09/2024	47,000	44,242.45	93.0002	B	12/09/2024	88.4206	97.3000
120,000	1,000.00	1,000.00	2.65	06/12/2028	7	---	6	---	1	NOVAL PROPERTY REIC (Non Convertible)	7.5083	3.9760	94.0000	94.9999	94.0500	93.9740	11/09/2024	32,000	30,340.27	93.1501	B	12/09/2024	88.5000	95.2731
500,000	1,000.00	1,000.00	2.75	03/07/2027	7	---	9	---	1	GEK TERNA S.A. (Non Convertible)	5.7292	3.8050	95.6600	96.4000	96.1500	96.0690	11/09/2024	202,000	195,569.97	96.1500	B	12/09/2024	91.5500	96.9900
100,000	1,000.00	1,000.00	2.95	11/02/2027	5	---	6	---	1	SAFE BULKERS PARTICIPATIONS PLC (Non Convertible)	2.8681	3.9860	97.0000	97.0000	97.0000	97.0000	11/09/2024	21,000	20,430.23	96.8500	B	12/09/2024	92.0000	97.9900
120,000	1,000.00	1,000.00	3.95	04/04/2025	7	---	13	---	1	GEK TERNA S.A. (Non Convertible)	18.1042	3.2020	---	---	---	99.9560	11/09/2024	---	---	99.5100	B	12/09/2024	98.1282	100.1000
100,000	1,000.00	1,000.00	4.40	26/07/2029	7	---	5	---	1	CPLP SHIPPING HOLDINGS PLC (Non Convertible)	6.3556	4.2400	98.5017	99.5000	99.0068	99.6650	11/09/2024	32,000	31,885.55	99.0000	B	12/09/2024	95.0948	100.5000
199,375	1,000.00	1,000.00	3.60	12/03/2026	7	---	12	---	1	AEGEAN AIRLINES S.A. (Non Convertible)	0.4000	3.2850	99.4000	99.5000	99.5000	99.5740	11/09/2024	60,000	59,714.00	99.2000	B	12/09/2024	97.1458	99.6500
150,000	1,000.00	1,000.00	2.60	22/10/2026	7	---	10	---	1	TERNA ENERGY FINANCE S.A. (Non Convertible)	10.6167	3.9370	96.3600	96.3602	96.3600	96.3850	11/09/2024	95,000	92,550.61	96.5100	B	12/09/2024	92.8293	97.9000
200,000	1,000.00	1,000.00	4.25	23/01/2029	5	---	2	---	1	AUTOHELLAS S.A. (Non Convertible)	6.4931	3.8790	99.8000	100.9990	100.9990	100.4000	11/09/2024	56,000	56,342.58	100.4500	B	12/09/2024	97.5000	101.0000
130,000	1,000.00	1,000.00	6.00	27/02/2029	5	---	2	---	1	INTRALOT S.A. (Non Convertible)	3.3333	5.3560	101.7000	101.7101	101.7031	102.8310	11/09/2024	49,000	49,997.84	102.1500	B	12/09/2024	100.0050	103.1000
100,000	1,000.00	1,000.00	2.80	25/01/2027	5	---	6	---	1	PREMIA S.A. (Non Convertible)	4.1222	4.3840	95.8399	95.8500	95.8450	95.0000	11/09/2024	14,000	13,476.01	95.9500	B	12/09/2024	90.9974	97.8048

Corporate Bonds Notes

Transactions Volume = (Pieces) * (Nominal Price). Transactions Value = (Pieces) * (Nominal Price) * (price %) + (Accrued interest).

The price of a Bond is stated as a percentage (%) of Bond's Nominal Price.

Nominal Price in Euros (€), except if it is noted differently.

Non Convertible Corporate Bonds - Regulated Market

Num Listed Bonds	Nominal price	Issue price	Today's Rate	Exp. Date	Duration (years)	Note	Coupon		Trading Unit	Corporate Bonds	Accrued Int.	Yield.T.Mat	Price min	Price max	Closing price	Previous closing price/date	Volume	Transactions Value	Last order		ear min	Year max		
							Common	Preferred											Price	Buy / Sell			Date	
500,000	1,000.00	1,000.00	4.00	10/07/2030	7	---	3	---	1	METLEN ENERGY & METALS S.A. (Non Convertible)	7.5556	3.5890	100.5300	101.3000	101.1687	101.2500	11/09/2024	976,000	994,368.02	100.9500	B	12/09/2024	98.3001	101.6000
100,000	1,000.00	1,000.00	5.50	15/12/2028	5	---	2	---	1	IDEAL HOLDINGS S.A. (Non Convertible)	13.9028	4.4850	102.7000	103.2000	103.0000	103.0000	11/09/2024	24,000	25,036.67	102.8000	B	12/09/2024	100.6502	104.1000
300,000	1,000.00	1,000.00	2.30	14/12/2028	7	---	6	---	1	GEK TERNA S.A. (Non Convertible)	6.0056	4.5660	90.1210	90.8500	90.7750	90.6000	11/09/2024	135,000	123,373.84	90.4003	B	12/09/2024	86.5021	92.7400

Corporate Bonds Notes

Transactions Volume = (Pieces) * (Nominal Price). Transactions Value = (Pieces) * (Nominal Price) * (price %) + (Accrued interest).

The price of a Bond is stated as a percentage (%) of Bond's Nominal Price.

Nominal Price in Euros (€), except if it is noted differently.

Government Bonds

Number Listed Bonds	Nominal price	Today's Rate	Accrued Interest Calc	Exp. Date [1]	Duration (years)	Note	Coupons Date	Curr. coupon value	Trading Unit	Government Bonds	Price min	Price max	Closing price	Previous closing price/date	Volume	Transactions Value	Price	Last order Buy / Sell	Date
3,000,000	1,000.00	4.13	Actual/Actual	15/06/2054	30	---	15/06	4.13	1	GGB-FXD-150654-30Y-4.125-1.000	---	---	---	---	---	---	---	---	---
4,700,000	1,000.00	1.88	Actual/Actual	04/02/2035	15	---	04/02	1.88	1	GGB-FXD-040235-15Y-1.875-1.000	---	---	---	---	---	---	---	---	---
6,000,000	1,000.00	0.75	Actual/Actual	18/06/2031	10	---	18/06	0.75	1	GGB-FXD-180631-10Y-0.750-1.000	---	---	---	---	---	---	---	---	---
3,600,000	1,000.00	3.88	Actual/Actual	15/06/2028	5	---	15/06	3.88	1	GGB-FXD-150628-05Y-3.875-1.000	---	---	---	---	---	---	---	---	---
5,962,747,327	1.00	3.75	Actual/Actual	30/01/2028	10	---	/02 - 01/02 - 31/	3.75	1	GGB-FXD-300128-10Y-3.750-1.000	---	---	---	85.4610 13/07/2018	---	---	1.0000	B	28/11/2018
7,067,309,386	1.00	3.90	Actual/Actual	30/01/2033	15	---	/02 - 01/02 - 31/	3.90	1	GGB-FXD-300133-15Y-3.900-1.000	---	---	---	78.6730 13/07/2018	---	---	1.0000	B	28/11/2018
5,622,848,349	1.00	4.00	Actual/Actual	30/01/2037	19	---	/02 - 01/02 - 31/	4.00	1	GGB-FXD-300137-19Y-4.000-1.000	---	---	---	77.0370 13/07/2018	---	---	1.0000	B	28/11/2018
5,476,770,669	1.00	4.20	Actual/Actual	30/01/2042	24	---	/02 - 01/02 - 31/	4.20	1	GGB-FXD-300142-24Y-4.200-1.000	---	---	---	77.7640 13/07/2018	---	---	1.0000	B	28/11/2018
4,450,000	1,000.00	3.38	Actual/Actual	15/06/2034	10	---	15/06	3.38	1	GGB-FXD-150634-10Y-3.375-1.000	---	---	---	---	---	---	---	---	---
40,248,141	1.00	4.30	Actual/Actual	24/02/2025	13	---	24/02	4.30	1	GGB-FXD-240225-13Y-2.000-1.000	---	---	---	10.0000 22/06/2015	---	---	---	---	---
59,586,043	1.00	4.30	Actual/Actual	24/02/2026	14	---	24/02	4.30	1	GGB-FXD-240226-14Y-2.000-1.000	---	---	---	10.0000 22/06/2015	---	---	---	---	---
41,118,344	1.00	4.30	Actual/Actual	24/02/2027	15	---	24/02	4.30	1	GGB-FXD-240227-15Y-2.000-1.000	---	---	---	10.0000 22/06/2015	---	---	---	---	---
45,137,734	1.00	4.30	Actual/Actual	24/02/2028	16	---	24/02	4.30	1	GGB-FXD-240228-16Y-2.000-1.000	---	---	---	10.0000 22/06/2015	---	---	---	---	---
61,768,888	1.00	4.30	Actual/Actual	24/02/2029	17	---	24/02	4.30	1	GGB-FXD-240229-17Y-2.000-1.000	---	---	---	10.0000 22/06/2015	---	---	---	---	---
54,567,744	1.00	4.30	Actual/Actual	24/02/2030	18	---	24/02	4.30	1	GGB-FXD-240230-18Y-2.000-1.000	---	---	---	10.0000 22/06/2015	---	---	---	---	---
37,541,515	1.00	4.30	Actual/Actual	24/02/2031	19	---	24/02	4.30	1	GGB-FXD-240231-19Y-2.000-1.000	---	---	---	10.0000 22/06/2015	---	---	---	---	---
37,558,317	1.00	4.30	Actual/Actual	24/02/2032	20	---	24/02	4.30	1	GGB-FXD-240232-20Y-2.000-1.000	---	---	---	10.0000 22/06/2015	---	---	---	---	---
37,473,732	1.00	4.30	Actual/Actual	24/02/2033	21	---	24/02	4.30	1	GGB-FXD-240233-21Y-2.000-1.000	---	---	---	10.0000 22/06/2015	---	---	---	---	---
33,888,293	1.00	4.30	Actual/Actual	24/02/2034	22	---	24/02	4.30	1	GGB-FXD-240234-22Y-2.000-1.000	---	---	---	10.0000 22/06/2015	---	---	---	---	---
35,177,800	1.00	4.30	Actual/Actual	24/02/2035	23	---	24/02	4.30	1	GGB-FXD-240235-23Y-2.000-1.000	---	---	---	10.0000 22/06/2015	---	---	---	---	---
35,547,268	1.00	4.30	Actual/Actual	24/02/2036	24	---	24/02	4.30	1	GGB-FXD-240236-24Y-2.000-1.000	---	---	---	10.0000 22/06/2015	---	---	---	---	---
40,246,306	1.00	4.30	Actual/Actual	24/02/2037	25	---	24/02	4.30	1	GGB-FXD-240237-25Y-2.000-1.000	---	---	---	10.0000 22/06/2015	---	---	---	---	---
37,643,952	1.00	4.30	Actual/Actual	24/02/2038	26	---	24/02	4.30	1	GGB-FXD-240238-26Y-2.000-1.000	---	---	---	10.0000 22/06/2015	---	---	---	---	---
36,977,100	1.00	4.30	Actual/Actual	24/02/2039	27	---	24/02	4.30	1	GGB-FXD-240239-27Y-2.000-1.000	---	---	---	10.0000 22/06/2015	---	---	---	---	---
41,615,000	1.00	4.30	Actual/Actual	24/02/2040	28	---	24/02	4.30	1	GGB-FXD-240240-28Y-2.000-1.000	---	---	---	10.0000 22/06/2015	---	---	---	---	---
42,227,208	1.00	4.30	Actual/Actual	24/02/2041	29	---	24/02	4.30	1	GGB-FXD-240241-29Y-2.000-1.000	---	---	---	10.0000 22/06/2015	---	---	---	---	---
68,288,487	1.00	4.30	Actual/Actual	24/02/2042	30	---	24/02	4.30	1	GGB-FXD-240242-30Y-2.000-1.000	---	---	---	10.0000 22/06/2015	---	---	---	---	---
4,250,000	1,000.00	3.88	Actual/Actual	12/03/2029	10	---	12/03	3.88	1	GGB-FXD-120329-10Y-3.875-1.000	---	---	---	---	---	---	100.0000	B	15/10/2019
4,500,000	1,000.00	0.00	Actual/Actual	12/02/2026	5	---	12/02	0.00	1	GGB-FXD-120226-05Y-3.000-1.000	---	---	---	---	---	---	---	---	---
2,209,163	1,000.00	3.38	Actual/Actual	15/02/2025	7	---	15/02	3.38	1	GGB-FXD-150225-07Y-3.375-1.000	---	---	---	---	---	---	---	---	---
964,000	1,000.00	3.25	Actual/Actual	20/03/2025	6	---	20/03	3.25	1	GGB-FXD-200325-06Y-3.250-1.000	---	---	---	---	---	---	---	---	---
2,100,000	1,000.00	3.55	Actual/Actual	20/03/2026	7	---	20/03	3.55	1	GGB-FXD-200326-07Y-3.550-1.000	---	---	---	---	---	---	---	---	---
5,500,000	1,000.00	1.50	Actual/Actual	18/06/2030	10	---	18/06	1.50	1	GGB-FXD-180630-10Y-1.500-1.000	---	---	---	---	---	---	---	---	---
3,500,000	1,000.00	4.38	Actual/Actual	18/07/2038	15	---	18/07	4.38	1	GGB-FXD-180738-15Y-4.375-1.000	---	---	---	---	---	---	---	---	---

Government Bonds Notes

Transactions Volume = (Pieces) * (Nominal Price). Transactions Value = (Pieces) * (Nominal Price) * (price %) + (Accrued interest).

The Value of current coupon for the issues with NV 0.01 euro refers to NV 100 euros

FLR: Floating Interest Rate.

[1] - The Expiration Date of the interest bearing period and the Date for coupon payment.

Government Bonds

Number Listed Bonds	Nominal price	Today's Rate	Accrued Interest Calc	Exp. Date [1]	Duration (years)	Note	Coupons Date	Curr. coupon value	Trading Unit	Government Bonds	Price min	Price max	Closing price	Previous closing price/date	Volume	Transactions Value	Price	Last order Buy / Sell	Date
40,000	1,000.00	4.67	FLR	Actual/360	18/09/2024	1	---	18/09 - 19/03	---	1	GGB-FLT-180924-01Y-4.670-1.000	---	---	---	---	---	---	---	---
5,364,250	1,000.00	3.25		Actual/Actual	20/03/2050	30	---	20/03	3.25	1	GGB-FXD-200350-30Y-3.250-1.000	---	---	---	---	---	---	---	---
3,924,361	1,000.00	2.00		Actual/Actual	22/04/2027	7	---	22/04	2.00	1	GGB-FXD-220427-07Y-2.000-1.000	---	---	---	---	---	99.9000	B	22/04/2020
2,500,000	1,000.00	1.88		Actual/Actual	23/07/2026	7	---	23/07	1.88	1	GGB-FXD-230726-07Y-1.875-1.000	---	---	---	---	---	---	---	---
4,900,000	1,000.00	4.25		Actual/Actual	15/06/2033	10	---	15/06	4.25	1	GGB-FXD-150633-10Y-4.250-1.000	---	---	---	---	---	---	---	---
3,500,000	1,000.00	1.88		Actual/Actual	24/01/2052	30	---	24/01	1.88	1	GGB-FXD-240152-30Y-1.875-1.000	---	---	---	---	---	---	---	---
3,700,000	1,000.00	1.75		Actual/Actual	18/06/2032	10	---	18/06	1.75	1	GGB-FXD-180632-10Y-1.750-1.000	---	---	---	---	---	---	---	---
2,200,000	1,000.00	1.13	FLR	Actual/360	15/12/2027	5	---	- 15/12 - 15/03 -	---	1	GGB-FLT-151227-05Y-1.130-1.000	---	---	---	---	---	102.1600	B	30/12/2022

Government Bonds Notes

Transactions Volume = (Pieces) * (Nominal Price). Transactions Value = (Pieces) * (Nominal Price) * (price %) + (Accrued interest).

The Value of current coupon for the issues with NV 0.01 euro refers to NV 100 euros

FLR: Floating Interest Rate.

[1] - The Expiration Date of the interest bearing period and the Date for coupon payment.

Treasury Bills & Zero Coupon Government Bonds

Issue Date	13-Week Maturity									26-Week Maturity									52-Week Maturity								
	Exp. Date	Initial Rate	Num Listed Bonds	Nominal price	Issue price	Last Trade Price	Last Trade Date	Volume Traded	Note	Exp. Date	Initial Rate	Num Listed Bonds	Nominal price	Issue price	Last Trade Price	Last Trade Date	Volume Traded	Note	Exp. Date	Initial Rate	Num Listed Bonds	Nominal price	Issue price	Last Trade Price	Last Trade Date	Volume Traded	Note
08/12/2023	---	---	---	---	---	---	---	---	---	---	---	---	---	---	---	---	---	---	06/12/2024	3.70	600,000	1,000.00	963.90	---	---	---	---
08/03/2024	---	---	---	---	---	---	---	---	---	---	---	---	---	---	---	---	---	---	07/03/2025	3.73	812,500	1,000.00	963.70	---	---	---	---
07/06/2024	---	---	---	---	---	---	---	---	---	---	---	---	---	---	---	---	---	---	06/06/2025	3.34	600,000	1,000.00	967.30	---	---	---	---
06/09/2024	---	---	---	---	---	---	---	---	---	---	---	---	---	---	---	---	---	---	05/09/2025	2.82	600,000	1,000.00	972.28	---	---	---	---

Bonds in Circulation	Currency / Min nominal traded Value	Coupons Payment Date	Current Coupon Value	Note	Coupon	Trading Unit	Issue Date	Duration (years)	Today's Interest	A.I.C in days	Bonds	Last price of previous days		Last Outcry in Cash (euro)		Trades in Pieces	Life min	Life Max	
												Price	Buy / Sell	Price	Buy / Sell				
Corporate Bonds in Foreign Currency and Euro																			
103,746	GBP / 10	01/12	0.25	---	65	1	01/12/1930	98	2.5	360	National Mortgage Bank	2.27	05/02/1996	2.27	S	05/02/1996	---	2.27	2.27
0	GBP / 10	01/12	0.25	---	67	1	01/12/1928	100	2.5	360	National Mortgage Bank	---	---	---	---	---	---	---	---

Government Bonds Notes

A.I.C: Accrued Interest Calculation base.

FLR: Floating Interest Rate.

The minimum tradeable Nominal Value for all Demeterialised Government Titles is 100 Euros.

(μφρ-0)

Athex & ATHEXClear Members List

Member Name				Stock Market			Derivatives Market		ATHEXClear Member	
	Address	Phone	Fax	Market Member	Remote Member	Market Maker	Proprietary	Market Maker	General Clearing	Direct Clearing
A. SARRIS SECURITIES S.A.				a						
6, ΔΡΑΓΑΤΣΑΝΙΟΥ 6 ΑΘΗΝΑ	2103367700									
AEONIC SECURITIES C.I.F. P.L.C.				a						
, ΛΑΪΟΥ 6, ΓΡ. 301B, ANNA COURT	35725337600									
ALPHA BANK S.A.									a	
, ΣΤΑΔΙΟΥ 40 ΑΘΗΝΑ	2103260000									
ALPHA FINANCE INVESTMENT SERVICES SINGLE MEMBER SA				a		a	a	a		a
5, ΠΑΝΕΠΙΣΤΗΜΙΟΥ 45 ΑΘΗΝΑ	2103677400									
ARGUS STOCKBROKERS LTD				a	a		a			
25, 25 ΛΕΩΦΟΡΟΣ ΔΗΜΟΣΘΕΝΗ ΣΕΒΕΡΗ	0035722717000									
ATHLOS CAPITAL INVESTMENT SERVICES LTD					a					
, 17 STASINOU AVENUE, BEDIZIA TOWER, 6TH & 7TH FL.	35722110777									
ATLANTIC SECURITIES LTD				a	a					
37, ΠΡΟΔΡΟΜΟΥ 37	0035722445400									
AXON SECURITIES S.A.				a			a			
48, ΣΤΑΔΙΟΥ 48 ΑΘΗΝΑ	2103363800									
BETA SECURITIES S.A.				a		a	a			a
29, ΑΛΕΞΑΝΔΡΑΣ 29 ΑΘΗΝΑ	210 6478900									
BNP PARIBAS S.A.									a	
, ΛΑΜΨΑΚΟΥ 2 ΑΘΗΝΑ	2107468525									
BOFA SECURITIES EUROPE SA				a	a					
, 51 RUE LA BOËTIE	+33 153655555									
CITIGROUP GLOBAL MARKETS EUROPE AG				a	a					
16, REUTERWEG 16	+49 691366-0									
CITIGROUP GLOBAL MARKETS LIMITED				a						
1, 33 CANADA SQUARE -CANARY WHARF	+44 02079864000									
CREDIT SUISSE BANK (EUROPE), S.A.				a						
, CALLE AYALA 42, 3A PLANTA-B MADRID	+34917916000									
CREDIT SUISSE SECURITIES (EUROPE) LIMITED				a						
1, ONE CABOT SQUARE LONDON	+44 2078888888									
CYCLOS SECURITIES S.A.				a			a			
39, ΧΑΡΙΛΑΟΥ ΤΡΙΚΟΥΠΗ 6-8-10 ΑΘΗΝΑ	2103364300									
DEUTSCHE BANK S.A.					a					
1, GREAT WINCHESTER STREET LONDON	+44 20 754 54209	00441133361437								
EUROBANK EQUITIES INVESTMENT FIRM SINGLE MEMBER SA				a		a	a	a		a
, ΦΙΛΕΛΛΗΝΩΝ 10 & ΞΕΝΟΦΩΝΤΟΣ 13 ΑΘΗΝΑ	2103720425									
EUROBANK S.A.									a	
, ΟΘΩΝΟΣ 8 ΑΘΗΝΑ	2144043907									
EUROCORP INVESTMENT SERVICES S.A.				a			a			a
14, ΠΛ.ΦΙΛΙΚΗΣ ΕΤΑΙΡΕΙΑΣ 14 ΑΘΗΝΑ	2107263600									
EUOTRUST INVESTMENT FIRM SA				a						
113, ΣΕΒΑΣΤΟΥΠΟΛΕΩΣ 113 ΑΘΗΝΑ	2103363100									
EUROXX SECURITIES S.A.				a		a	a	a		a
7, ΠΑΛΕΟΛΟΓΟΥ ΧΑΛΑΝΔΡΙ	+30 2106879400	210-6879401								
7, ΠΑΛΑΙΟΛΟΓΟΥ ΧΑΛΑΝΔΡΙ	(210)-6879400	(210)-6879401								
FREEDOM FINANCE EUROPE LTD				a	a					
, ΧΡΙΣΤΑΚΗ ΚΡΑΝΟΥ 20	035725257786									
G. A. PERVANAS SECURITIES- INVESTMENT SERVICES S.A.				a						
7-9, ΣΟΦΟΚΛΕΟΥΣ 7-9 ΑΘΗΝΑ	2103727200									
GLOBAL CAPITAL SECURITIES & FINANCIAL SERVICES LTD				a	a					
50, ΛΑΡΧΙΕΠΙΣΚΟΠΟΥ ΜΑΚΑΡΙΟΥ Γ50	0035722710710									
GREENPOST TRADING EUROPE LTD				a	a					
, ΚΙΜΩΝΟΣ 3, ACROPOLIS MANSIONS, 2ND FLOOR, FLAT/OFFICE 202	035722521389									
HELLENIC AMERICAN SECURITIES S.A.				a		a	a			a
27, ΑΝΔΡΕΑ ΠΑΠΑΝΔΡΕΟΥ 27 ΜΑΡΟΥΣΙ	2103311100									
HELLENIC BANK (INVESTMENTS) LTD					a					
, ΑΥΞ.ΚΥΡΙΑΚΟΥ ΜΑΤΣΙ 31 - PO BOX 24747 NICOSIA	+357 22500100	357 22500110								
HSBC CONTINENTAL EUROPE									a	
109-111, Α.ΜΕΣΟΓΕΙΩΝ 109-111	2106960000									
INDEX SECURITIES S.A.				a						
6, ΔΡΑΓΑΤΣΑΝΙΟΥ 6 ΑΘΗΝΑ	2103213920									
J. CHR. MAVRIKIS SECURITIES S.A.				a						
5, ΣΟΦΟΚΛΕΟΥΣ 5 ΑΘΗΝΑ	2103216730									

Athex & ATHEXClear Members List

Member Name				Stock Market			Derivatives Market		ATHEXClear Member	
	Address	Phone	Fax	Market Member	Remote Member	Market Maker	Proprietary	Market Maker	General Clearing	Direct Clearing
KAPPA SECURITIES S.A.				a			a			
15, ΒΑΛΑΩΡΙΤΟΥ 15 ΑΘΗΝΑ	2103678600									
KARAMANOF SECURITIES & INVESTMENT SERVICES S.A.				a						
2, ΠΛ.ΑΓ.ΘΕΟΔΩΡΩΝ 2 ΑΘΗΝΑ	2103212947									
LAIKI FINANCIAL SERVICES LTD					a					
26, AVE. VYRONOS NICOSIA	357 22367367	357 22718567								
LEON DEPOLAS SECURITIES S.A.				a		a	a			
1, ΧΡΗΣΤΟΥ ΛΑΔΑ 1 ΑΘΗΝΑ	2103213276 -28									
MEGA EQUITY SECURITIES & FINANCIAL SERVICES PUBLIC LTD				a	a		a			
42-44, ΛΕΩΦ.ΓΡΙΒΑ ΔΙΓΕΝΗ 42-44	0035722711711									
MERIT SECURITIES S.A				a		a	a			a
5, ΣΟΦΟΚΛΕΟΥΣ 5 ΑΘΗΝΑ	2141008814									
MERRILL LYNCH INTERNATIONAL				a						
2 , 2 KING EDWARD STREET LONDON	+44 20276281000									
N. CHRYSOCHOIDIS STOCK BROKERAGE I.S.S.A.				a			a			a
7-9, ΣΟΦΟΚΛΕΟΥΣ 7-9 ΑΘΗΝΑ	2103213913									
NATIONAL BANK OF GREECE S.A.				a		a	a		a	
86, ΑΙΟΛΟΥ ΣΤΡ. ΑΘΗΝΑ	(210)-3341000	(210)-3228187								
68, ΑΚΑΔΙΜΙΑΣ ΣΤΡ. ΑΘΗΝΑ	(210)-3328817	(210)-3328678								
NATIONAL SECURITIES SINGLE MEMBER SA				a		a	a	a		
66, ΛΕΩΦΟΡΟΣ ΑΘΗΝΩΝ 128-132 & ΙΦΙΓΕΝΙΑΣ ΑΘΗΝΑ	2103328784									
NUNTIUS BROKERAGE AND INVESTMENT SERVICES SINGLE MEMBER S.A.				a			a			
6, ΔΡΑΓΑΤΣΑΝΙΟΥ 6 ΑΘΗΝΑ	2103350599									
ONE PLUS CAPITAL LIMITED				a	a					
, 75 PRODROMOU AVENUE NICOSIA 1307	35722873760									
OPTIMA BANK S.A.				a		a	a	a	a	
, ΑΙΓΙΑΛΕΙΑΣ 32 & ΠΑΡΑΔΕΙΣΟΥ ΜΑΡΟΥΣΙ	210 8173000									
PANCRETA BANK S.A									a	
, ΙΚΑΡΟΥ 5	2810338746									
PANTELAKIS SECURITIES S.A.				a		a	a	a		
57, ΕΘΝΙΚΗΣ ΑΝΤΙΣΤΑΣΕΩΣ 57, ΚΤΙΠΙΟ Β CHALANDRI	2106965000									
PIRAEUS BANK S.A.				a			a		a	
, ΑΜΕΡΙΚΗΣ 4 ΑΘΗΝΑ	2103335000									
PIRAEUS SECURITIES S. A.				a		a	a	a		a
10, ΣΤΑΔΙΟΥ 10 ΑΘΗΝΑ	2103354100									
PROCHOICE SECURITIES LTD				a	a					
57, ΛΕΩΦ.ΣΠΥΡΟΥ ΚΥΠΡΙΑΝΟΥ 57, ΑΚΙΝΗΤΑ Φ	035724661192									
SHARELINK SECURITIES & FINANCIAL SERVICES LTD				a			a			
6 , HOUSE-ΘΕΟΤΟΚΗ 6 ΜΕΓΑΡΟ ΕΛΜΗΝΑ	+357 22554200									
SOCIETE GENERALE S.A.				a	a		a			
, 17 COURS VALMY, CEDEX	+157290504									
SOLIDUS SECURITIES S.A				a			a			a
64, ΛΟΥΙΖΗΣ ΠΙΑΝΚΟΥΡ 64 ΑΘΗΝΑ	2106900605									
ST. EM. LAVRENTAKIS SECURITIES S.A.				a						
7-9, ΣΟΦΟΚΛΕΟΥΣ 7-9 ΑΘΗΝΑ	2103213336									
THE CYPRUS INVESTMENT & SECURITIES CORPORATION LTD				a	a					
154, 1 AG. PROKOPIΟΥ & POSIDONOS 1ST FLOOR	0035722121700									
UBS EUROPE SE				a	a					
, OPERNTURM, BOCKENHEIMER LANDSTRASSE 2-4	496921790									
UBS LIMITED					a					
1 , FINSBURY AVENUE LONDON	+44 2075687135									
VIGOR FINANCE INVESTMENT SERVICES S.A.				a			a	a		
, ΨΥΧΑΡΗ 14 Ν. ΨΥΧΙΚΟ	2106718400									

List of Stocks under Market Making operations

Securities	Market Maker	Start Market Making	Stock Category
MLS MULTIMEDIA SA (CR)			Suspension Status
	PIRAEUS SECURITIES S. A.	01/08/2019	
ALPHA ETF FTSE Athex Large Cap			Exchange Traded Funds (ETFs)
	ALPHA FINANCE INVESTMENT SERVICES SINGLE MEMBER SA	02/01/1900	
	NATIONAL SECURITIES SINGLE MEMBER SA	02/01/1900	
ADMIE (IPTO) HOLDING S.A. (CR)			Main Market
	EUROBANK EQUITIES INVESTMENT FIRM SINGLE MEMBER SA	24/05/2021	
	HELLENIC AMERICAN SECURITIES S.A.	09/03/2020	
	PIRAEUS SECURITIES S. A.	29/06/2017	
AEGEAN AIRLINES (CR)			Main Market
	EUROBANK EQUITIES INVESTMENT FIRM SINGLE MEMBER SA	22/09/2020	
ALPHA SERVICES HOLD (CR)			Main Market
	ALPHA FINANCE INVESTMENT SERVICES SINGLE MEMBER SA	29/02/2016	
	EUROBANK EQUITIES INVESTMENT FIRM SINGLE MEMBER SA	22/10/2006	
	HELLENIC AMERICAN SECURITIES S.A.	25/07/2014	
	LEON DEPOLAS SECURITIES S.A.	04/01/2016	
	MERIT SECURITIES S.A	03/09/2012	
	NATIONAL SECURITIES SINGLE MEMBER SA	02/01/1900	
	PIRAEUS SECURITIES S. A.	28/05/2009	
ALPHA TRUST HOLDINGS (CR)			Main Market
	EUROBANK EQUITIES INVESTMENT FIRM SINGLE MEMBER SA	06/02/2023	
	LEON DEPOLAS SECURITIES S.A.	04/01/2021	
ALUMIL (CR)			Main Market
	PIRAEUS SECURITIES S. A.	31/07/2023	
ANDROMEDA SA (CR)			Main Market
	BETA SECURITIES S.A.	15/02/2021	
	OPTIMA BANK S.A.	03/04/2023	
AS COMPANY SA (CR)			Main Market
	EUROBANK EQUITIES INVESTMENT FIRM SINGLE MEMBER SA	01/04/2019	
	PANTELAKIS SECURITIES S.A.	02/09/2024	
ATHENS INTL AIRPORT (CR)			Main Market
	PIRAEUS SECURITIES S. A.	03/06/2024	
ATTICA BANK S.A. (CR)			Main Market
	EUROXX SECURITIES S.A.	22/01/2016	
AUSTRIACARD (CB)			Main Market
	BETA SECURITIES S.A.	23/03/2023	
	EUROXX SECURITIES S.A.	10/06/2024	
	PIRAEUS SECURITIES S. A.	02/08/2024	
AUTOHELLAS SA (CR)			Main Market
	ALPHA FINANCE INVESTMENT SERVICES SINGLE MEMBER SA	01/07/2019	
	EUROXX SECURITIES S.A.	02/07/2018	
AVAX S.A. (CR)			Main Market
	EUROBANK EQUITIES INVESTMENT FIRM SINGLE MEMBER SA	14/12/2015	
	OPTIMA BANK S.A.	04/09/2023	
	PIRAEUS SECURITIES S. A.	01/02/2021	
AVE (CR)			Main Market
	EUROXX SECURITIES S.A.	05/06/2020	
BRIQ PROPERTIES (CR)			Main Market
	EUROBANK EQUITIES INVESTMENT FIRM SINGLE MEMBER SA	09/09/2019	
	LEON DEPOLAS SECURITIES S.A.	22/02/2021	
	PIRAEUS SECURITIES S. A.	05/02/2024	
CC HBC AG (CR)			Main Market
	BETA SECURITIES S.A.	08/03/2021	
	NATIONAL SECURITIES SINGLE MEMBER SA	02/01/1900	
	PIRAEUS SECURITIES S. A.	04/05/2015	
CENERGY HOLDINGS (CB)			Main Market
	ALPHA FINANCE INVESTMENT SERVICES SINGLE MEMBER SA	02/01/2016	
	EUROBANK EQUITIES INVESTMENT FIRM SINGLE MEMBER SA	02/01/2016	
	OPTIMA BANK S.A.	14/03/2022	
	PANTELAKIS SECURITIES S.A.	27/12/2022	
CNL CAPITAL (CR)			Main Market
	MERIT SECURITIES S.A	01/10/2018	
DIMAND (CR)			Main Market
	EUROBANK EQUITIES INVESTMENT FIRM SINGLE MEMBER SA	08/08/2022	
	PANTELAKIS SECURITIES S.A.	15/05/2023	
EKTER SA (CR)			Main Market
	BETA SECURITIES S.A.	26/09/2022	
	EUROBANK EQUITIES INVESTMENT FIRM SINGLE MEMBER SA	16/10/2017	
	LEON DEPOLAS SECURITIES S.A.	21/05/2018	

List of Stocks under Market Making operations

Securities	Stock Category
Market Maker	Start Market Making
ELASTRON (CR)	Main Market
LEON DEPOLAS SECURITIES S.A.	20/02/2017
ELLAKTOR (CR)	Main Market
ALPHA FINANCE INVESTMENT SERVICES SINGLE MEMBER SA	18/03/2019
EUROBANK EQUITIES INVESTMENT FIRM SINGLE MEMBER SA	01/06/2012
EUROXX SECURITIES S.A.	24/09/2018
NATIONAL SECURITIES SINGLE MEMBER SA	02/01/1900
PIRAEUS SECURITIES S. A.	22/10/2018
ELTON SA (CR)	Main Market
OPTIMA BANK S.A.	30/01/2023
ELVALHALCOR (CR)	Main Market
ALPHA FINANCE INVESTMENT SERVICES SINGLE MEMBER SA	07/05/2018
BETA SECURITIES S.A.	09/01/2023
EUROBANK EQUITIES INVESTMENT FIRM SINGLE MEMBER SA	07/05/2018
EUROBANK HOLDINGS (CR)	Main Market
ALPHA FINANCE INVESTMENT SERVICES SINGLE MEMBER SA	09/01/2006
EUROBANK EQUITIES INVESTMENT FIRM SINGLE MEMBER SA	01/06/2012
HELLENIC AMERICAN SECURITIES S.A.	25/07/2014
LEON DEPOLAS SECURITIES S.A.	30/11/2018
MERIT SECURITIES S.A	06/11/2017
NATIONAL SECURITIES SINGLE MEMBER SA	02/01/1900
PIRAEUS SECURITIES S. A.	28/09/2009
EUROCONSULTANTS S.A. (CR)	Main Market
EUROBANK EQUITIES INVESTMENT FIRM SINGLE MEMBER SA	22/07/2014
OPTIMA BANK S.A.	01/02/2023
EYDAP S.A. (CR)	Main Market
ALPHA FINANCE INVESTMENT SERVICES SINGLE MEMBER SA	27/01/2020
EUROBANK EQUITIES INVESTMENT FIRM SINGLE MEMBER SA	10/06/2019
FOURLIS (CR)	Main Market
EUROBANK EQUITIES INVESTMENT FIRM SINGLE MEMBER SA	01/12/2016
PIRAEUS SECURITIES S. A.	06/03/2017
GEK TERNA (CR)	Main Market
BETA SECURITIES S.A.	08/03/2021
EUROBANK EQUITIES INVESTMENT FIRM SINGLE MEMBER SA	24/05/2021
PIRAEUS SECURITIES S. A.	29/08/2019
GR. SARANTIS S.A. (CR)	Main Market
BETA SECURITIES S.A.	14/05/2012
EUROBANK EQUITIES INVESTMENT FIRM SINGLE MEMBER SA	24/10/2016
PIRAEUS SECURITIES S. A.	02/04/2024
HELLENIC EXCHANGES-A.S.E. (CR)	Main Market
HELLENIC AMERICAN SECURITIES S.A.	01/09/2014
NATIONAL SECURITIES SINGLE MEMBER SA	02/01/1900
PIRAEUS SECURITIES S. A.	04/05/2015
HELLENIO ENERGY (CR)	Main Market
ALPHA FINANCE INVESTMENT SERVICES SINGLE MEMBER SA	07/11/2023
EUROBANK EQUITIES INVESTMENT FIRM SINGLE MEMBER SA	01/11/2023
HELLENIC AMERICAN SECURITIES S.A.	14/09/2015
PIRAEUS SECURITIES S. A.	20/03/2017
IDEAL HOLDINGS (CR)	Main Market
EUROBANK EQUITIES INVESTMENT FIRM SINGLE MEMBER SA	07/06/2021
PIRAEUS SECURITIES S. A.	07/06/2021
INTERCONTINENTAL (CR)	Main Market
LEON DEPOLAS SECURITIES S.A.	03/06/2019
INTERLIFE G.C.I.(CR)	Main Market
PIRAEUS SECURITIES S. A.	22/01/2024
INTERWOOD-XYLEMPORIA (CR)	Main Market
EUROBANK EQUITIES INVESTMENT FIRM SINGLE MEMBER SA	05/07/2021
PANTELAKIS SECURITIES S.A.	01/07/2021
INTRAKAT (CR)	Main Market
BETA SECURITIES S.A.	04/10/2021
PANTELAKIS SECURITIES S.A.	10/10/2022
JUMBO SA (CR)	Main Market
BETA SECURITIES S.A.	01/02/2021
EUROBANK EQUITIES INVESTMENT FIRM SINGLE MEMBER SA	25/05/2020
MERIT SECURITIES S.A	06/11/2017
PIRAEUS SECURITIES S. A.	06/03/2017
KLOUKINAS - LAPPAS SA (CR)	Main Market
OPTIMA BANK S.A.	02/01/2023

List of Stocks under Market Making operations

Securities	Stock Category
Market Maker	Start Market Making
KRI-KRI S.A. (CR)	Main Market
EUROBANK EQUITIES INVESTMENT FIRM SINGLE MEMBER SA	07/05/2018
PIRAEUS SECURITIES S. A.	11/12/2023
LAMDA DEVELOPMENT SA (CR)	Main Market
EUROBANK EQUITIES INVESTMENT FIRM SINGLE MEMBER SA	08/12/2014
PANTELAKIS SECURITIES S.A.	06/11/2017
PIRAEUS SECURITIES S. A.	29/06/2017
LAMPSA HOTEL SA (CR)	Main Market
LEON DEPOLAS SECURITIES S.A.	16/01/2017
METLEN ENERGY & METALS (CR)	Main Market
ALPHA FINANCE INVESTMENT SERVICES SINGLE MEMBER SA	15/04/2019
BETA SECURITIES S.A.	11/04/2022
EUROBANK EQUITIES INVESTMENT FIRM SINGLE MEMBER SA	20/09/2017
MERIT SECURITIES S.A	25/02/2019
NATIONAL SECURITIES SINGLE MEMBER SA	02/01/1900
PIRAEUS SECURITIES S. A.	04/05/2015
MOTODYNAMICS S.A. (CR)	Main Market
ALPHA FINANCE INVESTMENT SERVICES SINGLE MEMBER SA	12/08/2024
OPTIMA BANK S.A.	25/08/2023
MOTOR OIL (CR)	Main Market
BETA SECURITIES S.A.	08/03/2021
EUROBANK EQUITIES INVESTMENT FIRM SINGLE MEMBER SA	22/10/2006
LEON DEPOLAS SECURITIES S.A.	01/04/2019
MERIT SECURITIES S.A	25/02/2019
NATIONAL SECURITIES SINGLE MEMBER SA	02/01/1900
PIRAEUS SECURITIES S. A.	04/05/2015
MPLE KEDROS (CR)	Main Market
OPTIMA BANK S.A.	16/10/2023
OPTIMA BANK S.A.	08/11/2023
NAFPAKTOS TEXTILE (CR)	Main Market
OPTIMA BANK S.A.	29/01/2024
NATIONAL BANK (CR)	Main Market
ALPHA FINANCE INVESTMENT SERVICES SINGLE MEMBER SA	09/01/2006
EUROBANK EQUITIES INVESTMENT FIRM SINGLE MEMBER SA	22/10/2006
HELLENIC AMERICAN SECURITIES S.A.	25/07/2014
LEON DEPOLAS SECURITIES S.A.	20/05/2015
MERIT SECURITIES S.A	03/09/2012
NATIONAL SECURITIES SINGLE MEMBER SA	02/01/1900
PIRAEUS SECURITIES S. A.	08/09/2008
NOVAL PROPERTY REIC (CR)	Main Market
ALPHA FINANCE INVESTMENT SERVICES SINGLE MEMBER SA	05/06/2024
PIRAEUS SECURITIES S. A.	05/06/2024
OPAP (CR)	Main Market
ALPHA FINANCE INVESTMENT SERVICES SINGLE MEMBER SA	09/01/2006
EUROBANK EQUITIES INVESTMENT FIRM SINGLE MEMBER SA	22/10/2006
HELLENIC AMERICAN SECURITIES S.A.	25/07/2014
MERIT SECURITIES S.A	20/03/2017
NATIONAL SECURITIES SINGLE MEMBER SA	02/01/1900
PIRAEUS SECURITIES S. A.	04/05/2015
OPTIMA BANK (CR)	Main Market
ALPHA FINANCE INVESTMENT SERVICES SINGLE MEMBER SA	12/12/2023
EUROBANK EQUITIES INVESTMENT FIRM SINGLE MEMBER SA	11/12/2023
OPTIMA BANK S.A.	06/11/2023
ORILINA PROPERTIES REIC (CR)	Main Market
EUROBANK EQUITIES INVESTMENT FIRM SINGLE MEMBER SA	11/12/2023
LEON DEPOLAS SECURITIES S.A.	11/12/2023
OTE (CR)	Main Market
ALPHA FINANCE INVESTMENT SERVICES SINGLE MEMBER SA	09/01/2006
EUROBANK EQUITIES INVESTMENT FIRM SINGLE MEMBER SA	22/10/2006
HELLENIC AMERICAN SECURITIES S.A.	25/07/2014
LEON DEPOLAS SECURITIES S.A.	20/04/2015
MERIT SECURITIES S.A	20/03/2017
NATIONAL SECURITIES SINGLE MEMBER SA	02/01/1900
PIRAEUS SECURITIES S. A.	08/09/2008
P.P.A. S.A. (CR)	Main Market
EUROBANK EQUITIES INVESTMENT FIRM SINGLE MEMBER SA	06/02/2019
PAPOUTSANIS (CR)	Main Market
ALPHA FINANCE INVESTMENT SERVICES SINGLE MEMBER SA	19/11/2018
BETA SECURITIES S.A.	25/11/2013

List of Stocks under Market Making operations

Securities	Market Maker	Start Market Making	Stock Category
PERFORMANCE TECHNOLOGIES (CR)			Main Market
	EUROBANK EQUITIES INVESTMENT FIRM SINGLE MEMBER SA	22/02/2021	
	PANTELAKIS SECURITIES S.A.	08/03/2021	
PETROPOULOS PETROS (CR)			Main Market
	EUROBANK EQUITIES INVESTMENT FIRM SINGLE MEMBER SA	01/04/2019	
	PANTELAKIS SECURITIES S.A.	16/03/2020	
PIRAEUS FINANCIAL HOLD (CR)			Main Market
	ALPHA FINANCE INVESTMENT SERVICES SINGLE MEMBER SA	15/04/2019	
	EUROBANK EQUITIES INVESTMENT FIRM SINGLE MEMBER SA	22/10/2006	
	EUROXX SECURITIES S.A.	15/02/2016	
	HELLENIC AMERICAN SECURITIES S.A.	25/07/2014	
	LEON DEPOLAS SECURITIES S.A.	30/11/2018	
	MERIT SECURITIES S.A.	16/09/2013	
	NATIONAL SECURITIES SINGLE MEMBER SA	02/01/1900	
	PIRAEUS SECURITIES S. A.	16/02/2009	
PPC (CR)			Main Market
	ALPHA FINANCE INVESTMENT SERVICES SINGLE MEMBER SA	09/01/2006	
	BETA SECURITIES S.A.	01/02/2021	
	EUROBANK EQUITIES INVESTMENT FIRM SINGLE MEMBER SA	22/10/2006	
	HELLENIC AMERICAN SECURITIES S.A.	01/09/2014	
	MERIT SECURITIES S.A.	06/11/2017	
	NATIONAL SECURITIES SINGLE MEMBER SA	02/01/1900	
	PIRAEUS SECURITIES S. A.	28/09/2009	
PREMIA (CR)			Main Market
	BETA SECURITIES S.A.	01/06/2021	
	LEON DEPOLAS SECURITIES S.A.	05/12/2022	
	PANTELAKIS SECURITIES S.A.	23/12/2021	
PROFILE SA (CR)			Main Market
	OPTIMA BANK S.A.	03/04/2023	
	PANTELAKIS SECURITIES S.A.	01/07/2019	
QUALITY & RELIABILITY SA (CR)			Main Market
	OPTIMA BANK S.A.	03/01/2023	
QUEST HOLDINGS (CR)			Main Market
	BETA SECURITIES S.A.	26/03/2018	
	EUROBANK EQUITIES INVESTMENT FIRM SINGLE MEMBER SA	28/01/2019	
REVOIL (CR)			Main Market
	BETA SECURITIES S.A.	26/06/2023	
	OPTIMA BANK S.A.	15/04/2024	
SIDMA STEEL (CR)			Main Market
	OPTIMA BANK S.A.	25/05/2023	
SPACE HELLAS SA (CR)			Main Market
	MERIT SECURITIES S.A.	09/12/2022	
TECHNICAL OLYMPIC SA (CR)			Main Market
	BETA SECURITIES S.A.	04/04/2022	
	OPTIMA BANK S.A.	05/07/2023	
TERNA ENERGY (CR)			Main Market
	EUROBANK EQUITIES INVESTMENT FIRM SINGLE MEMBER SA	24/05/2021	
	PIRAEUS SECURITIES S. A.	09/12/2019	
THRACE PLASTICS SA (CR)			Main Market
	ALPHA FINANCE INVESTMENT SERVICES SINGLE MEMBER SA	26/03/2018	
	LEON DEPOLAS SECURITIES S.A.	28/03/2024	
	PIRAEUS SECURITIES S. A.	02/04/2024	
TITAN CEMENT (CB)			Main Market
	BETA SECURITIES S.A.	01/02/2021	
	EUROBANK EQUITIES INVESTMENT FIRM SINGLE MEMBER SA	06/11/2019	
	PIRAEUS SECURITIES S. A.	18/01/2021	
TRADE ESTATES REIC (CR)			Main Market
	EUROBANK EQUITIES INVESTMENT FIRM SINGLE MEMBER SA	10/11/2023	
	EUROBANK EQUITIES INVESTMENT FIRM SINGLE MEMBER SA	08/11/2023	
	PANTELAKIS SECURITIES S.A.	10/11/2023	
	PANTELAKIS SECURITIES S.A.	08/11/2023	
TZIRAKIAN PROFIL (CR)			Main Market
	LEON DEPOLAS SECURITIES S.A.	19/07/2021	
VIOHALCO SA/NV (CB)			Main Market
	ALPHA FINANCE INVESTMENT SERVICES SINGLE MEMBER SA	11/03/2008	
	EUROBANK EQUITIES INVESTMENT FIRM SINGLE MEMBER SA	04/03/2014	
	MERIT SECURITIES S.A.	17/03/2014	

Underlying Asset				Derivatives Market													
Price max	Price min	Closing price	change	Delivery Month	Open price	Price max	Price min	Last price	Closing price	Last Bid	Last Ask	Fixing price*	Life high	Life low	Trades	Volume	Open Interest
FTSE/Athex Large Cap (Trade Unit: 1 Index Point x 2€, Cash Settlement)																	
3,458.19	3,404.59	3,409.23	-0.46%	September 2024	3,454.75	3,460.00	3,406.25	3,413.00	3,413.00	---	---	---	3,600.75	---	148	1,011	3,788
				October 2024	3,458.50	3,458.50	3,410.00	3,415.00	3,415.00	---	---	---	3,540.00	---	40	806	318
				November 2024	---	---	---	---	3,437.50	---	---	---	---	---	---	---	---
				December 2024	---	---	---	---	3,444.25	---	---	---	---	---	---	---	---
				March 2025	---	---	---	---	3,461.50	---	---	---	---	---	---	---	---
				June 2025	---	---	---	---	3,478.75	---	---	---	---	---	---	---	---
FTSE/Athex Banks (Trade Unit: 1 Index Point x 15€, Cash Settlement)																	
1,231.76	1,209.57	1,210.35	-0.79%	September 2024	1,233.00	1,233.00	1,233.00	1,233.00	1,233.00	---	---	---	1,332.75	---	1	1	1,246
				December 2024	---	---	---	---	1,226.75	---	---	---	---	---	---	---	---
				March 2025	---	---	---	---	1,233.00	---	---	---	---	---	---	---	---
				June 2025	---	---	---	---	1,239.25	---	---	---	---	---	---	---	---
MSCI GREECE REBASED (Trade Unit: 1 Index Point x 2€, Cash Settlement)																	
5,373.82	5,277.05	5,279.81	-0.63%	September 2024	---	---	---	---	5,185.50	---	---	---	5,516.00	---	---	---	3
				October 2024	---	---	---	---	5,235.75	---	---	---	5,515.50	---	---	---	10
				November 2024	---	---	---	---	5,236.25	---	---	---	5,516.00	---	---	---	10
				December 2024	---	---	---	---	5,342.75	---	---	---	---	---	---	---	---
				January 2025	---	---	---	---	5,351.00	---	---	---	---	---	---	---	---
				February 2025	---	---	---	---	5,361.25	---	---	---	---	---	---	---	---
				March 2025	---	---	---	---	5,369.50	---	---	---	---	---	---	---	---
				June 2025	---	---	---	---	5,396.50	---	---	---	---	---	---	---	---

Derivatives notes

Fixing prices and final open positions can be retrieved from the following path <http://www.helex.gr/el/web/guest/statistics-end-of-day-derivatives>

Underlying Asset				Derivatives Market													
Price max	Price min	Closing price	change	Delivery Month	Open price	Price max	Price min	Last price	Closing price	Last Bid	Last Ask	Fixing price*	Life high	Life low	Trades	Volume	Open Interest
(Contract Size: 100 Securities, Physical Delivery)																	
2.17	2.145	2.165	0.93%	September 2024	2.16	2.17	2.16	2.16	2.16	---	---	---	2.39	---	10	92	22,684
				December 2024	2.19	2.19	2.18	2.18	2.18	---	---	---	2.21	---	4	24	16
				March 2025	---	---	---	---	2.17	---	---	---	---	---	---	---	---
				June 2025	---	---	---	---	2.18	---	---	---	---	---	---	---	---
(Contract Size: 100 Securities, Physical Delivery)																	
11.02	10.71	10.75	-2.45%	September 2024	10.87	10.95	10.74	10.74	10.74	---	---	---	12.49	---	98	203	3,428
				December 2024	11.00	11.06	10.90	10.90	10.90	---	---	---	12.12	---	12	62	235
				March 2025	---	---	---	---	11.14	---	---	---	---	---	---	---	---
				June 2025	---	---	---	---	11.19	---	---	---	---	---	---	---	---
(Contract Size: 100 Securities, Physical Delivery)																	
1.5235	1.4975	1.5	-0.03%	September 2024	1.52	1.53	1.50	1.50	1.50	---	---	---	1.79	---	119	5,047	153,421
				December 2024	1.53	1.54	1.51	1.52	1.52	---	---	---	1.73	---	79	5,327	6,804
				March 2025	---	---	---	---	1.52	---	---	---	---	---	---	---	---
				June 2025	---	---	---	---	1.52	---	---	---	---	---	---	---	---
(Contract Size: 100 Securities, Physical Delivery)																	
7.8	7.71	7.71	0.00%	September 2024	---	---	---	---	7.77	---	---	---	8.41	---	---	---	1,134
				December 2024	---	---	---	---	7.75	---	---	---	---	---	---	---	---
				March 2025	---	---	---	---	7.79	---	---	---	---	---	---	---	---
				June 2025	---	---	---	---	7.83	---	---	---	---	---	---	---	---
(Contract Size: 100 Securities, Physical Delivery)																	
11.12	10.8	10.96	-1.44%	September 2024	10.95	10.95	10.81	10.81	10.81	---	---	---	12.13	---	8	16	146
				December 2024	---	---	---	---	11.18	---	---	---	---	---	---	---	---
				March 2025	---	---	---	---	11.24	---	---	---	---	---	---	---	---
				June 2025	---	---	---	---	11.29	---	---	---	---	---	---	---	---
(Contract Size: 100 Securities, Physical Delivery)																	
1.37	1.332	1.34	0.15%	September 2024	---	---	---	---	1.38	---	---	---	1.50	---	---	---	649
				December 2024	---	---	---	---	1.35	---	---	---	---	---	---	---	---
				March 2025	---	---	---	---	1.35	---	---	---	---	---	---	---	---
				June 2025	---	---	---	---	1.36	---	---	---	---	---	---	---	---
(Contract Size: 100 Securities, Physical Delivery)																	
33.5	33.1	33.5	0.06%	September 2024	33.36	33.36	33.30	33.30	33.30	---	---	---	33.90	---	3	15	136
				December 2024	---	---	---	---	33.55	---	---	---	33.36	---	---	---	6
				March 2025	---	---	---	---	33.84	---	---	---	---	---	---	---	---
				June 2025	---	---	---	---	34.00	---	---	---	---	---	---	---	---

Derivatives notes

Fixing prices and final open positions can be retrieved from the following path <http://www.helex.gr/el/web/guest/statistics-end-of-day-derivatives>

Underlying Asset				Derivatives Market													
Price max	Price min	Closing price	change	Delivery Month	Open price	Price max	Price min	Last price	Closing price	Last Bid	Last Ask	Fixing price*	Life high	Life low	Trades	Volume	Open Interest
9.47	9.35	9.39	-0.11%	(Contract Size: 100 Securities, Physical Delivery)													
				September 2024	9.48	9.48	9.38	9.38	9.38	---	---	---	10.17	---	8	16	4,116
				December 2024	---	---	---	---	9.45	---	---	---	9.62	---	---	---	53
				March 2025	---	---	---	---	9.50	---	---	---	---	---	---	---	---
				June 2025	---	---	---	---	9.55	---	---	---	---	---	---	---	---
1.974	1.932	1.95	0.83%	(Contract Size: 124 Securities, Physical Delivery)													
				September 2024	1.97	1.98	1.95	1.95	1.95	---	---	---	2.13	1.79	25	128	3,481
				December 2024	2.00	2.00	1.97	1.97	1.97	---	---	---	2.03	---	4	30	69
				March 2025	---	---	---	---	1.95	---	---	---	---	---	---	---	---
				June 2025	---	---	---	---	1.96	---	---	---	---	---	---	---	---
1.846	1.788	1.8	0.78%	(Contract Size: 100 Securities, Physical Delivery)													
				September 2024	1.82	1.84	1.79	1.81	1.81	---	---	---	2.04	---	21	155	4,688
				December 2024	1.87	1.87	1.81	1.81	1.81	---	---	---	1.91	---	7	44	92
				March 2025	---	---	---	---	1.80	---	---	---	---	---	---	---	---
				June 2025	---	---	---	---	1.81	---	---	---	---	---	---	---	---
1.9865	1.9405	1.9485	-0.59%	(Contract Size: 100 Securities, Physical Delivery)													
				September 2024	1.98	1.98	1.92	1.95	1.95	---	---	---	2.19	---	57	4,267	17,682
				December 2024	2.00	2.00	1.92	1.92	1.92	---	---	---	2.28	---	101	4,542	1,519
				March 2025	---	---	---	---	1.98	---	---	---	---	---	---	---	---
				June 2025	---	---	---	---	1.99	---	---	---	---	---	---	---	---
5.7	5.59	5.65	0.36%	(Contract Size: 100 Securities, Physical Delivery)													
				September 2024	5.69	5.69	5.60	5.64	5.64	---	---	---	5.90	---	11	54	4,383
				December 2024	5.71	5.71	5.67	5.67	5.67	---	---	---	5.71	---	3	12	5
				March 2025	---	---	---	---	5.69	---	---	---	---	---	---	---	---
				June 2025	---	---	---	---	5.72	---	---	---	---	---	---	---	---
3.9	3.805	3.86	1.18%	(Contract Size: 100 Securities, Physical Delivery)													
				September 2024	3.82	3.85	3.81	3.81	3.81	---	---	---	4.19	---	5	24	990
				December 2024	---	---	---	---	3.88	---	---	---	3.97	---	---	---	8
				March 2025	---	---	---	---	3.86	---	---	---	---	---	---	---	---
				June 2025	---	---	---	---	3.87	---	---	---	---	---	---	---	---
17.2	16.96	16.98	-0.35%	(Contract Size: 101 Securities, Physical Delivery)													
				September 2024	17.10	17.11	16.99	17.01	17.01	---	---	---	17.73	16.99	57	3,502	11,784
				December 2024	17.28	17.32	17.17	17.17	17.17	---	---	---	17.79	---	42	2,936	344
				March 2025	---	---	---	---	17.22	---	---	---	---	---	---	---	---
				June 2025	---	---	---	---	17.31	---	---	---	---	---	---	---	---

Derivatives notes

Fixing prices and final open positions can be retrieved from the following path <http://www.helex.gr/el/web/guest/statistics-end-of-day-derivatives>

Underlying Asset				Derivatives Market													
Price max	Price min	Closing price	change	Delivery Month	Open price	Price max	Price min	Last price	Closing price	Last Bid	Last Ask	Fixing price*	Life high	Life low	Trades	Volume	Open Interest
HELLENIC EXCHANGES-A.S.E. (CR)				(Contract Size: 100 Securities, Physical Delivery)													
4.62	4.465	4.465	-0.33%	September 2024	4.52	4.52	4.52	4.52	4.52	---	---	---	5.25	---	3	13	3,806
				December 2024	4.53	4.56	4.51	4.53	4.53	---	---	---	4.69	---	4	15	30
				March 2025	---	---	---	---	4.53	---	---	---	---	---	---	---	---
				June 2025	---	---	---	---	4.55	---	---	---	---	---	---	---	---
HELLENIQ ENERGY (CR)				(Contract Size: 100 Securities, Physical Delivery)													
7.1	6.96	6.96	-0.57%	September 2024	7.05	7.09	6.98	6.98	6.98	---	---	---	8.40	---	43	335	5,864
				December 2024	7.13	7.17	7.09	7.09	7.09	---	---	---	7.35	---	4	12	54
				March 2025	---	---	---	---	7.07	---	---	---	---	---	---	---	---
				June 2025	---	---	---	---	7.11	---	---	---	---	---	---	---	---
INTRACOM HOLDINGS (CR)				(Contract Size: 102 Securities, Physical Delivery)													
3.115	2.98	2.98	-2.29%	September 2024	3.09	3.09	3.03	3.03	3.03	---	---	---	3.55	2.80	14	20	7,344
				December 2024	3.13	3.13	3.02	3.02	3.02	---	---	---	3.26	---	7	107	216
				March 2025	---	---	---	---	3.08	---	---	---	---	---	---	---	---
				June 2025	---	---	---	---	3.10	---	---	---	---	---	---	---	---
INTRAKAT (CR)				(Contract Size: 100 Securities, Physical Delivery)													
5.03	4.925	5.02	1.01%	September 2024	4.95	4.95	4.94	4.94	4.94	---	---	---	5.24	---	9	44	2,341
				December 2024	4.97	4.97	4.96	4.96	4.96	---	---	---	5.07	---	3	15	36
				March 2025	---	---	---	---	5.02	---	---	---	---	---	---	---	---
				June 2025	---	---	---	---	5.05	---	---	---	---	---	---	---	---
JUMBO SA (CR)				(Contract Size: 100 Securities, Physical Delivery)													
24.14	23.58	23.86	0.42%	September 2024	24.00	24.00	23.86	23.86	23.86	---	---	---	26.97	---	2	20	309
				December 2024	24.00	24.00	24.00	24.00	24.00	---	---	---	24.60	---	2	2	9
				March 2025	---	---	---	---	24.01	---	---	---	---	---	---	---	---
				June 2025	---	---	---	---	24.13	---	---	---	---	---	---	---	---
LAMDA DEVELOPMENT SA (CR)				(Contract Size: 100 Securities, Physical Delivery)													
7.03	6.88	6.9	-0.29%	September 2024	7.00	7.00	6.90	6.90	6.90	---	---	---	7.68	---	45	512	5,931
				December 2024	7.04	7.04	6.97	6.98	6.98	---	---	---	7.20	---	15	370	65
				March 2025	---	---	---	---	6.99	---	---	---	---	---	---	---	---
				June 2025	---	---	---	---	7.03	---	---	---	---	---	---	---	---
METLEN ENERGY & METALS (CR)				(Contract Size: 100 Securities, Physical Delivery)													
33.92	33.2	33.24	-0.42%	September 2024	33.87	33.90	33.24	33.24	33.24	---	---	---	38.35	---	32	151	4,280
				December 2024	34.15	34.21	33.27	33.61	33.61	---	---	---	36.20	---	26	109	202
				March 2025	---	---	---	---	33.73	---	---	---	---	---	---	---	---
				June 2025	---	---	---	---	33.90	---	---	---	---	---	---	---	---

Derivatives notes

Fixing prices and final open positions can be retrieved from the following path <http://www.helex.gr/el/web/guest/statistics-end-of-day-derivatives>

Underlying Asset					Derivatives Market												
Price max	Price min	Closing price	change	Delivery Month	Open price	Price max	Price min	Last price	Closing price	Last Bid	Last Ask	Fixing price*	Life high	Life low	Trades	Volume	Open Interest
MIG (CR)					(Contract Size: 100 Securities, Physical Delivery)												
3.405	3.28	3.34	0.15%	September 2024	3.35	3.35	3.35	3.35	3.35	---	---	---	3.94	---	2	10	88
				December 2024	3.36	3.36	3.35	3.35	3.35	---	---	---	3.50	---	2	10	21
				March 2025	---	---	---	---	3.37	---	---	---	---	---	---	---	---
				June 2025	---	---	---	---	3.39	---	---	---	---	---	---	---	---
MOTOR OIL (CR)					(Contract Size: 100 Securities, Physical Delivery)												
21.82	21.4	21.4	-0.28%	September 2024	21.77	21.77	21.45	21.45	21.45	---	---	---	26.50	---	45	477	5,995
				December 2024	21.93	21.93	21.60	21.60	21.60	---	---	---	22.59	---	24	374	106
				March 2025	---	---	---	---	21.69	---	---	---	---	---	---	---	---
				June 2025	---	---	---	---	21.80	---	---	---	---	---	---	---	---
NATIONAL BANK (CR)					(Contract Size: 100 Securities, Physical Delivery)												
7.516	7.28	7.29	-2.49%	September 2024	7.50	7.50	7.27	7.32	7.32	---	---	---	8.36	---	161	2,504	14,399
				December 2024	7.68	7.68	7.34	7.38	7.38	---	---	---	8.20	---	125	3,484	1,389
				March 2025	---	---	---	---	7.56	---	---	---	---	---	---	---	---
				June 2025	---	---	---	---	7.59	---	---	---	---	---	---	---	---
OPAP (CR)					(Contract Size: 102 Securities, Physical Delivery)												
15.9	15.56	15.63	0.26%	September 2024	15.81	15.84	15.78	15.78	15.78	---	---	---	16.29	---	5	10	1,167
				December 2024	15.37	15.45	15.20	15.20	15.20	---	---	---	16.38	---	8	15	10
				March 2025	---	---	---	---	15.76	---	---	---	---	---	---	---	---
				June 2025	---	---	---	---	15.83	---	---	---	---	---	---	---	---
OPTIMA BANK (CR)					(Contract Size: 100 Securities, Physical Delivery)												
13.2	12.76	13	0.62%	September 2024	12.85	13.04	12.85	13.04	13.04	---	---	---	13.13	---	3	5	66
				December 2024	---	---	---	---	12.71	---	---	---	12.84	---	---	---	3
				March 2025	---	---	---	---	13.06	---	---	---	---	---	---	---	---
				June 2025	---	---	---	---	13.12	---	---	---	---	---	---	---	---
OTE (CR)					(Contract Size: 100 Securities, Physical Delivery)												
14.98	14.74	14.86	0.34%	September 2024	14.94	14.97	14.79	14.79	14.79	---	---	---	15.32	---	13	42	3,347
				December 2024	15.11	15.11	14.99	14.99	14.99	---	---	---	15.17	---	3	6	30
				March 2025	---	---	---	---	14.97	---	---	---	---	---	---	---	---
				June 2025	---	---	---	---	15.04	---	---	---	---	---	---	---	---
P.P.A. S.A. (CR)					(Contract Size: 100 Securities, Physical Delivery)												
26.85	26.7	26.7	0.38%	September 2024	26.77	26.77	26.77	26.77	26.77	---	---	---	27.33	---	2	48	70
				December 2024	26.97	26.97	26.97	26.97	26.97	---	---	---	26.97	---	2	48	---
				March 2025	---	---	---	---	26.88	---	---	---	---	---	---	---	---
				June 2025	---	---	---	---	27.02	---	---	---	---	---	---	---	---

Derivatives notes

Fixing prices and final open positions can be retrieved from the following path <http://www.helex.gr/el/web/guest/statistics-end-of-day-derivatives>

Underlying Asset					Derivatives Market												
Price max	Price min	Closing price	change	Delivery Month	Open price	Price max	Price min	Last price	Closing price	Last Bid	Last Ask	Fixing price*	Life high	Life low	Trades	Volume	Open Interest
PIRAEUS FINANCIAL HOLD (CR) (Contract Size: 100 Securities, Physical Delivery)																	
3.924	3.864	3.886	0.47%	September 2024	3.90	3.93	3.87	3.88	3.88	---	---	---	4.06	---	223	6,359	62,148
				December 2024	3.95	3.96	3.90	3.92	3.92	---	---	---	4.08	---	59	639	2,825
				March 2025	---	---	---	---	3.91	---	---	---	---	---	---	---	---
				June 2025	---	---	---	---	3.93	---	---	---	---	---	---	---	---
PPC (CR) (Contract Size: 100 Securities, Physical Delivery)																	
11.65	11.12	11.15	-2.62%	September 2024	11.59	11.60	11.05	11.15	11.15	---	---	---	11.90	---	80	1,759	22,768
				December 2024	11.69	11.69	11.20	11.23	11.23	---	---	---	11.96	---	55	1,429	529
				March 2025	---	---	---	---	11.57	---	---	---	---	---	---	---	---
				June 2025	---	---	---	---	11.63	---	---	---	---	---	---	---	---
QUEST HOLDINGS (CR) (Contract Size: 100 Securities, Physical Delivery)																	
5.29	5.15	5.29	2.72%	September 2024	5.24	5.24	5.24	5.24	5.24	---	---	---	5.38	---	3	11	151
				December 2024	5.30	5.30	5.25	5.25	5.25	---	---	---	5.30	---	3	11	5
				March 2025	---	---	---	---	5.20	---	---	---	---	---	---	---	---
				June 2025	---	---	---	---	5.23	---	---	---	---	---	---	---	---
TERNA ENERGY (CR) (Contract Size: 100 Securities, Physical Delivery)																	
19.37	19.3	19.36	0.41%	September 2024	19.33	19.37	19.33	19.37	19.37	---	---	---	19.55	---	25	831	19,346
				December 2024	19.55	19.55	19.52	19.52	19.52	---	---	---	19.55	---	9	698	706
				March 2025	---	---	---	---	19.48	---	---	---	---	---	---	---	---
				June 2025	---	---	---	---	19.58	---	---	---	---	---	---	---	---
TITAN CEMENT (CB) (Contract Size: 100 Securities, Physical Delivery)																	
32.3	31.5	31.5	-1.56%	September 2024	31.90	31.90	31.75	31.75	31.75	---	---	---	33.56	---	7	7	413
				December 2024	32.11	32.11	32.10	32.10	32.10	---	---	---	32.70	---	2	7	44
				March 2025	---	---	---	---	32.34	---	---	---	---	---	---	---	---
				June 2025	---	---	---	---	32.50	---	---	---	---	---	---	---	---
VIOHALCO SA/NV (CB) (Contract Size: 100 Securities, Physical Delivery)																	
5.7	5.52	5.52	-0.54%	September 2024	5.66	5.70	5.54	5.54	5.54	---	---	---	6.50	---	29	96	4,136
				December 2024	5.68	5.72	5.60	5.61	5.61	---	---	---	6.15	---	18	18	333
				March 2025	---	---	---	---	5.61	---	---	---	---	---	---	---	---
				June 2025	---	---	---	---	5.64	---	---	---	---	---	---	---	---

Derivatives notes

Fixing prices and final open positions can be retrieved from the following path <http://www.helex.gr/el/web/guest/statistics-end-of-day-derivatives>

FTSE/Athex Large Cap

(Trade Unit: 1 Index Point x 2€ - Exercise Style: European, Cash Settlement)

Call Options																Put Options																				
September 2024								October 2024								Other Months		September 2024								October 2024								Other Months		Exercise Price
Open price	Price max	Price min	Last price	Closing price	Volume	Open Interest	Open price	Price max	Price min	Last price	Closing price	Volume	Open Interest	Volume	Open Interest	Open price	Price max	Price min	Last price	Closing price	Volume	Open Interest	Open price	Price max	Price min	Last price	Closing price	Volume	Open Interest	Volume	Open Interest					
2,450	0.00	0.00	0.00	-	974.00	-	-	-	-	-	-	-	-	-	-	0.00	0.00	0.00	-	0.01	-	-	-	-	-	-	-	-	-	-	-	2,450				
2,500	0.00	0.00	0.00	-	924.00	-	-	-	-	-	-	-	-	-	-	0.00	0.00	0.00	-	0.01	-	-	-	-	-	-	-	-	-	-	-	2,500				
2,550	0.00	0.00	0.00	-	874.00	-	-	-	-	-	-	-	-	-	-	0.00	0.00	0.00	-	0.01	-	-	-	-	-	-	-	-	-	-	-	2,550				
2,600	0.00	0.00	0.00	-	824.00	-	-	-	-	-	-	-	-	-	-	0.00	0.00	0.00	-	0.01	-	-	-	-	-	-	-	-	-	-	-	2,600				
2,650	0.00	0.00	0.00	-	774.00	-	-	-	-	-	-	-	-	-	-	0.00	0.00	0.00	-	0.01	-	-	-	-	-	-	-	-	-	-	-	2,650				
2,700	0.00	0.00	0.00	-	724.00	-	-	-	-	-	-	-	-	-	-	0.00	0.00	0.00	-	0.02	-	-	-	-	-	-	-	-	-	-	-	2,700				
2,750	0.00	0.00	0.00	-	674.00	-	-	-	-	-	-	-	-	-	-	0.00	0.00	0.00	-	0.01	-	-	-	-	-	-	-	-	-	-	-	2,750				
2,800	0.00	0.00	0.00	-	624.00	-	-	-	-	-	-	-	-	-	-	0.00	0.00	0.00	-	0.01	-	-	-	-	-	-	-	-	-	-	-	2,800				
2,850	0.00	0.00	0.00	-	574.00	-	-	-	-	-	-	-	-	-	-	0.00	0.00	0.00	-	0.01	-	-	-	-	-	-	-	-	-	-	-	2,850				
2,900	0.00	0.00	0.00	-	524.00	-	-	-	-	-	-	-	-	-	-	0.00	0.00	0.00	-	0.01	-	-	-	-	-	-	-	-	-	-	-	2,900				
2,950	0.00	0.00	0.00	-	475.00	-	-	-	-	-	-	-	-	-	-	0.00	0.00	0.00	-	0.03	-	-	-	-	-	-	-	-	-	-	-	2,950				
3,000	0.00	0.00	0.00	-	425.00	-	-	0.00	0.00	0.00	-	427.00	-	-	-	0.00	0.00	0.00	-	0.01	-	-	0.00	0.00	0.00	-	2.30	-	-	-	3,000					
3,050	0.00	0.00	0.00	-	375.00	-	-	0.00	0.00	0.00	-	379.00	-	-	-	0.00	0.00	0.00	-	0.01	-	-	0.00	0.00	0.00	-	4.30	-	-	-	3,050					
3,100	0.00	0.00	0.00	-	325.00	-	-	0.00	0.00	0.00	-	333.00	-	-	-	0.00	0.00	0.00	-	0.05	-	-	0.00	0.00	0.00	-	7.40	-	-	-	3,100					
3,150	0.00	0.00	0.00	-	275.00	-	-	0.00	0.00	0.00	-	288.00	-	-	-	0.00	0.00	0.00	-	0.25	-	-	0.00	0.00	0.00	-	12.25	-	-	-	3,150					
3,200	0.00	0.00	0.00	-	226.00	-	-	0.00	0.00	0.00	-	245.00	-	-	-	0.00	0.00	0.00	-	0.97	-	-	0.00	0.00	0.00	-	19.50	-	-	-	3,200					
3,250	0.00	0.00	0.00	-	178.00	-	-	0.00	0.00	0.00	-	205.00	-	-	-	0.00	0.00	0.00	-	3.00	-	50	0.00	0.00	0.00	-	29.50	-	-	-	3,250					
3,300	0.00	0.00	0.00	-	133.00	-	20	0.00	0.00	0.00	-	168.00	-	-	-	0.00	0.00	0.00	-	8.00	-	40	0.00	0.00	0.00	-	43.00	-	-	-	3,300					
3,350	0.00	0.00	0.00	-	92.50	-	-	0.00	0.00	0.00	-	136.00	-	40	-	16.50	0.00	16.50	16.50	16.50	4	20	0.00	0.00	0.00	-	60.00	-	5	-	3,350					
3,400	0.00	0.00	0.00	-	59.50	-	1	0.00	0.00	0.00	-	107.00	-	20	-	0.00	0.00	0.00	-	35.00	-	5	79.50	80.50	79.50	80.50	80.50	40	-	-	3,400					
3,450	31.25	31.25	31.25	31.25	31.25	20	62	0.00	0.00	0.00	-	83.00	-	20	-	0.00	31.25	0.00	-	60.50	-	41	0.00	0.00	0.00	-	107.00	-	80	-	3,450					
3,500	0.00	0.00	0.00	-	18.50	-	25	0.00	0.00	0.00	-	63.00	-	21	-	0.00	0.00	0.00	-	94.00	-	122	0.00	0.00	0.00	-	137.00	-	20	-	3,500					
3,550	12.50	12.50	10.50	10.50	10.50	13	68	0.00	0.00	0.00	-	46.50	-	60	-	0.00	12.50	0.00	-	134.00	-	80	0.00	0.00	0.00	-	170.00	-	62	-	3,550					
3,600	0.00	0.00	0.00	-	3.80	-	20	0.00	0.00	0.00	-	33.50	-	40	-	0.00	0.00	0.00	-	179.00	-	-	0.00	0.00	0.00	-	207.00	-	-	-	3,600					
3,650	0.00	0.00	0.00	-	1.40	-	21	0.00	0.00	0.00	-	23.75	-	-	-	0.00	0.00	0.00	-	227.00	-	-	0.00	0.00	0.00	-	248.00	-	-	-	3,650					
3,700	0.00	0.00	0.00	-	0.48	-	-	0.00	0.00	0.00	-	16.50	-	-	-	0.00	0.00	0.00	-	276.00	-	-	0.00	0.00	0.00	-	290.00	-	-	-	3,700					
3,750	0.00	0.00	0.00	-	0.14	-	-	0.00	0.00	0.00	-	11.00	-	-	-	0.00	0.00	0.00	-	325.00	-	-	0.00	0.00	0.00	-	335.00	-	-	-	3,750					
3,800	0.00	0.00	0.00	-	0.04	-	-	0.00	0.00	0.00	-	7.30	-	-	-	0.00	0.00	0.00	-	375.00	-	-	0.00	0.00	0.00	-	381.00	-	-	-	3,800					
3,850	0.00	0.00	0.00	-	0.01	-	-	0.00	0.00	0.00	-	4.70	-	-	-	0.00	0.00	0.00	-	425.00	-	-	0.00	0.00	0.00	-	428.00	-	-	-	3,850					
3,900	0.00	0.00	0.00	-	0.02	-	-	0.00	0.00	0.00	-	3.00	-	-	-	0.00	0.00	0.00	-	475.00	-	-	0.00	0.00	0.00	-	476.00	-	-	-	3,900					
Totals:						33	217					0	201	0	0						4	358					40	167	0	0						
Number of Trades:						5						0		0							1					2		0								

ALPHA SERVICES HOLD (CR)

(Contract Size: 100 Securities, Exercise Style: American, Physical Delivery)

Call Options														Put Options																			
September 2024							October 2024							Other Months		September 2024							October 2024							Other Months		Exercise Price	
Exercise Price	Open price	Price max	Price min	Last price	Closing price	Volume	Open Interest	Open price	Price max	Price min	Last price	Closing price	Volume	Open Interest	Volume	Open Interest	Open price	Price max	Price min	Last price	Closing price	Volume	Open Interest	Open price	Price max	Price min	Last price	Closing price	Volume	Open Interest	Volume		Open Interest
0.850	0.000	0.000	0.000		0.650	-	-										0.000	0.000	0.000		0.001	-	-										0.009
0.900	0.000	0.000	0.000		0.600	-	-										0.000	0.000	0.000		0.002	-	-										0.009
0.950	0.000	0.000	0.000		0.550	-	-										0.000	0.000	0.000		0.001	-	-										0.010
1.000	0.000	0.000	0.000		0.501	-	-	0.000	0.000	0.000		0.502	-	-			0.000	0.000	0.000		0.001	-	-	0.000	0.000	0.000		0.001	-	-			0.010
1.100	0.000	0.000	0.000		0.401	-	-	0.000	0.000	0.000		0.402	-	-			0.000	0.000	0.000		0.001	-	-	0.000	0.000	0.000		0.001	-	-			0.011
1.200	0.000	0.000	0.000		0.302	-	-	0.000	0.000	0.000		0.304	-	-			0.000	0.000	0.000		0.001	-	-	0.000	0.000	0.000		0.002	-	-			0.012
1.300	0.000	0.000	0.000		0.207	-	-	0.000	0.000	0.000		0.211	-	-			0.000	0.000	0.000		0.006	-	-	0.000	0.000	0.000		0.009	-	-			0.013
1.400	0.000	0.000	0.000		0.125	-	-	0.000	0.000	0.000		0.132	-	-			0.000	0.000	0.000		0.024	-	-	0.000	0.000	0.000		0.029	-	-			0.014
1.500	0.000	0.000	0.000		0.064	-	-	0.000	0.000	0.000		0.072	-	-			0.000	0.000	0.000		0.063	-	-	0.000	0.000	0.000		0.069	-	-			0.015
1.600	0.000	0.000	0.000		0.028	-	-	0.000	0.000	0.000		0.034	-	-			0.000	0.000	0.000		0.127	-	-	0.000	0.000	0.000		0.132	-	-			0.016
1.700	0.000	0.000	0.000		0.010	-	-	0.000	0.000	0.000		0.015	-	-			0.000	0.000	0.000		0.209	-	-	0.000	0.000	0.000		0.212	-	-			0.017
1.800	0.000	0.000	0.000		0.003	-	-	0.000	0.000	0.000		0.005	-	-			0.000	0.000	0.000		0.302	-	-	0.000	0.000	0.000		0.303	-	-			0.018
1.900	0.000	0.000	0.000		0.001	-	-	0.000	0.000	0.000		0.002	-	-			0.000	0.000	0.000		0.400	-	-	0.000	0.000	0.000		0.400	-	-			0.019
2.000	0.000	0.000	0.000		0.001	-	-	0.000	0.000	0.000		0.001	-	-			0.000	0.000	0.000		0.500	-	-	0.000	0.000	0.000		0.500	-	-			0.020
2.200	0.000	0.000	0.000		0.001	-	-	0.000	0.000	0.000		0.001	-	-			0.000	0.000	0.000		0.700	-	-	0.000	0.000	0.000		0.700	-	-			0.022
2.400	0.000	0.000	0.000		0.001	-	-	0.000	0.000	0.000		0.001	-	-			0.000	0.000	0.000		0.900	-	-	0.000	0.000	0.000		0.900	-	-			0.024
2.600	0.000	0.000	0.000		0.001	-	-										0.000	0.000	0.000		1.10	-	-										0.026
Totals:						0	0						0	0	0							0	0									0	0
Number of Trades:						0							0	0									0.00									0	0

NATIONAL BANK (CR)

(Contract Size: 100 Securities, Exercise Style: American, Physical Delivery)

Call Options														Put Options																				
September 2024							October 2024							Other Months		September 2024							October 2024							Other Months				
Exercise Price	Open price	Price max	Price min	Last price	Closing price	Volume	Open Interest	Open price	Price max	Price min	Last price	Closing price	Volume	Open Interest	Volume	Open Interest	Open price	Price max	Price min	Last price	Closing price	Volume	Open Interest	Open price	Price max	Price min	Last price	Closing price	Volume	Open Interest	Volume	Open Interest	Exercise Price	
3.400	0.000	0.000	0.000		4.08	-	-						-	-			0.000	0.000	0.000		0.001	-	-						-	-			0.034	
3.600	0.000	0.000	0.000		3.88	-	-						-	-			0.000	0.000	0.000		0.001	-	-					-	-			0.036		
3.800	0.000	0.000	0.000		3.68	-	-						-	-			0.000	0.000	0.000		0.001	-	-					-	-			0.038		
4.000	0.000	0.000	0.000		3.48	-	-						-	-			0.000	0.000	0.000		0.001	-	-					-	-			0.040		
4.400	0.000	0.000	0.000		3.08	-	-						-	-			0.000	0.000	0.000		0.001	-	-					-	-			0.044		
4.800	0.000	0.000	0.000		2.68	-	-						-	-			0.000	0.000	0.000		0.001	-	-					-	-			0.048		
5.200	0.000	0.000	0.000		2.28	-	-	0.000	0.000	0.000		2.29	-	-			0.000	0.000	0.000		0.001	-	-	0.000	0.000	0.000		0.001	-	-			0.052	
5.600	0.000	0.000	0.000		1.88	-	-	0.000	0.000	0.000		1.89	-	-			0.000	0.000	0.000		0.001	-	-	0.000	0.000	0.000		0.001	-	-			0.056	
6.000	0.000	0.000	0.000		1.48	-	-	0.000	0.000	0.000		1.50	-	-			0.000	0.000	0.000		0.001	-	-	0.000	0.000	0.000		0.007	-	-			0.060	
6.400	0.000	0.000	0.000		1.08	-	-	0.000	0.000	0.000		1.12	-	-			0.000	0.000	0.000		0.001	-	-	0.000	0.000	0.000		0.029	-	-			0.064	
6.800	0.000	0.000	0.000		0.689	-	-	0.000	0.000	0.000		0.781	-	-			0.000	0.000	0.000		0.006	-	6	0.000	0.000	0.000		0.087	-	-			0.068	
7.200	0.000	0.000	0.000		0.341	-	-	0.000	0.000	0.000		0.500	-	-			0.000	0.000	0.000		0.057	-	-	0.000	0.000	0.000		0.206	-	-			0.072	
7.600	0.000	0.000	0.000		0.112	-	-	0.000	0.000	0.000		0.293	-	-			0.000	0.000	0.000		0.229	-	-	0.000	0.000	0.000		0.399	-	-			0.076	
8.000	0.000	0.000	0.000		0.023	-	-	0.000	0.000	0.000		0.154	-	4			0.000	0.000	0.000		0.540	-	-	0.000	0.000	0.000		0.660	-	-			0.080	
8.400	0.000	0.000	0.000		0.003	-	-	0.000	0.000	0.000		0.075	-	-			0.000	0.000	0.000		0.921	-	-	0.000	0.000	0.000		0.982	-	-			0.084	
8.800	0.000	0.000	0.000		0.001	-	-	0.000	0.000	0.000		0.032	-	-			0.000	0.000	0.000		1.32	-	-	0.000	0.000	0.000		1.34	-	-			0.088	
9.200	0.000	0.000	0.000		0.001	-	-	0.000	0.000	0.000		0.013	-	-			0.000	0.000	0.000		1.72	-	-	0.000	0.000	0.000		1.72	-	-			0.092	
9.600	0.000	0.000	0.000		0.001	-	-	0.000	0.000	0.000		0.005	-	-			0.000	0.000	0.000		2.12	-	-	0.000	0.000	0.000		2.12	-	-			0.096	
10.000	0.000	0.000	0.000		0.002	-	-	0.000	0.000	0.000		0.002	-	-			0.000	0.000	0.000		2.52	-	-	0.000	0.000	0.000		2.52	-	-			0.100	
11.000	0.000	0.000	0.000		0.001	-	-	0.000	0.000	0.000		0.001	-	-			0.000	0.000	0.000		3.52	-	-	0.000	0.000	0.000		3.52	-	-			0.110	
Totals:						0	0						0	4	0	0						0	6							0	0	0	304	
Number of Trades:						0							0		0							0.00							0		0			

OPAP (CR)

(Contract Size: 100 Securities, Exercise Style: American, Physical Delivery)

Exercise Price	Call Options												Put Options																						
	September 2024						October 2024						Other Months		September 2024						October 2024						Other Months		Exercise Price						
	Open price	Price max	Price min	Last price	Closing price	Volume	Open Interest	Open price	Price max	Price min	Last price	Closing price	Volume	Open Interest	Volume	Open Interest	Open price	Price max	Price min	Last price	Closing price	Volume	Open Interest	Open price	Price max	Price min	Last price	Closing price		Volume	Open Interest	Volume	Open Interest		
9.600	0.000	0.000	0.000	5.99	-	-	-	-	-	-	-	-	-	-	-	0.000	0.000	0.000	0.001	-	-	-	-	-	-	-	-	-		-	-	-	0.096		
10.000	0.000	0.000	0.000	5.59	-	-	0.000	0.000	0.000	5.61	-	-	-	-	-	0.000	0.000	0.000	0.001	-	-	-	-	-	-	-	-	-	-	-	-	0.100			
11.000	0.000	0.000	0.000	4.60	-	-	0.000	0.000	0.000	4.61	-	-	-	-	-	0.000	0.000	0.000	0.001	-	-	-	-	-	-	-	-	-	-	-	-	0.110			
12.000	0.000	0.000	0.000	3.60	-	-	0.000	0.000	0.000	3.61	-	-	-	-	-	0.000	0.000	0.000	0.001	-	-	-	-	-	-	-	-	-	-	-	-	0.120			
13.000	0.000	0.000	0.000	2.60	-	-	0.000	0.000	0.000	2.62	-	-	-	-	-	0.000	0.000	0.000	0.001	-	-	-	-	-	-	-	-	-	-	-	-	0.130			
14.000	0.000	0.000	0.000	1.60	-	-	0.000	0.000	0.000	1.65	-	-	-	-	-	0.000	0.000	0.000	0.001	-	-	-	-	-	-	-	-	-	-	-	-	0.140			
15.000	0.000	0.000	0.000	0.653	-	-	0.000	0.000	0.000	0.815	-	-	-	-	-	0.000	0.000	0.000	0.055	-	20	-	-	-	-	-	-	-	-	-	-	0.150			
16.000	0.000	0.000	0.000	0.103	-	4	0.000	0.000	0.000	0.288	-	-	-	-	-	0.000	0.000	0.000	0.506	-	53	-	-	-	-	-	-	-	-	-	-	0.160			
17.000	0.000	0.000	0.000	0.004	-	-	0.000	0.000	0.000	0.068	-	70	-	-	-	0.000	0.000	0.000	1.41	-	5	-	-	-	-	-	-	-	-	-	-	0.170			
18.000	0.000	0.000	0.000	0.001	-	-	0.000	0.000	0.000	0.010	-	-	-	-	-	0.000	0.000	0.000	2.41	-	-	-	-	-	-	-	-	-	-	-	-	0.180			
19.000	0.000	0.000	0.000	0.001	-	-	0.000	0.000	0.000	0.001	-	-	-	-	-	0.000	0.000	0.000	3.41	-	-	-	-	-	-	-	-	-	-	-	-	0.190			
20.000	0.000	0.000	0.000	0.001	-	-	0.000	0.000	0.000	0.001	-	-	-	-	-	0.000	0.000	0.000	4.41	-	-	-	-	-	-	-	-	-	-	-	-	0.200			
22.000	0.000	0.000	0.000	0.001	-	-	0.000	0.000	0.000	0.001	-	-	-	-	-	0.000	0.000	0.000	6.41	-	-	-	-	-	-	-	-	-	-	-	-	0.220			
24.000	0.000	0.000	0.000	0.001	-	-	-	-	-	-	-	-	-	-	-	0.000	0.000	0.000	8.41	-	-	-	-	-	-	-	-	-	-	-	-	0.240			
Totals:						0	4							0	70	0	0							0	78							0	0	0	0
Number of Trades:						0							0	0							0.00							0	0						

OTE (CR)

(Contract Size: 100 Securities, Exercise Style: American, Physical Delivery)

Exercise Price	Call Options													Put Options																					
	September 2024						October 2024						Other Months		September 2024						October 2024						Other Months		Exercise Price						
	Open price	Price max	Price min	Last price	Closing price	Volume	Open Interest	Open price	Price max	Price min	Last price	Closing price	Volume	Open Interest	Volume	Open Interest	Open price	Price max	Price min	Last price	Closing price	Volume	Open Interest	Open price	Price max	Price min	Last price	Closing price		Volume	Open Interest	Volume	Open Interest		
9.200	0.000	0.000	0.000		5.61	-	-										0.000	0.000	0.000		0.001	-	-											0.092	
9.600	0.000	0.000	0.000		5.21	-	-	0.000	0.000	0.000		5.23	-	-			0.000	0.000	0.000		0.001	-	-	0.000	0.000	0.000		0.001	-	-			0.096		
10.000	0.000	0.000	0.000		4.81	-	-	0.000	0.000	0.000		4.83	-	-			0.000	0.000	0.000		0.001	-	-	0.000	0.000	0.000		0.001	-	-			0.100		
11.000	0.000	0.000	0.000		3.82	-	-	0.000	0.000	0.000		3.83	-	-			0.000	0.000	0.000		0.009	-	-	0.000	0.000	0.000		0.001	-	-			0.110		
12.000	0.000	0.000	0.000		2.82	-	-	0.000	0.000	0.000		2.84	-	-			0.000	0.000	0.000		0.001	-	-	0.000	0.000	0.000		0.001	-	-			0.120		
13.000	0.000	0.000	0.000		1.82	-	-	0.000	0.000	0.000		1.85	-	-			0.000	0.000	0.000		0.002	-	-	0.000	0.000	0.000		0.013	-	-			0.130		
14.000	0.000	0.000	0.000		0.829	-	25	0.000	0.000	0.000		0.964	-	-			0.000	0.000	0.000		0.012	-	45	0.000	0.000	0.000		0.125	-	-			0.140		
15.000	0.000	0.000	0.000		0.134	-	1	0.000	0.000	0.000		0.357	-	-			0.000	0.000	0.000		0.317	-	5	0.000	0.000	0.000		0.519	-	-			0.150		
16.000	0.000	0.000	0.000		0.003	-	5	0.000	0.000	0.000		0.086	-	-			0.000	0.000	0.000		1.19	-	-	0.000	0.000	0.000		1.25	-	-			0.160		
17.000	0.000	0.000	0.000		0.001	-	-	0.000	0.000	0.000		0.013	-	-			0.000	0.000	0.000		2.19	-	-	0.000	0.000	0.000		2.19	-	-			0.170		
18.000	0.000	0.000	0.000		0.001	-	-	0.000	0.000	0.000		0.001	-	-			0.000	0.000	0.000		3.19	-	-	0.000	0.000	0.000		3.19	-	-			0.180		
19.000	0.000	0.000	0.000		0.001	-	-	0.000	0.000	0.000		0.001	-	-			0.000	0.000	0.000		4.19	-	-	0.000	0.000	0.000		4.19	-	-			0.190		
20.000	0.000	0.000	0.000		0.001	-	-	0.000	0.000	0.000		0.001	-	-			0.000	0.000	0.000		5.19	-	-	0.000	0.000	0.000		5.19	-	-			0.200		
Totals:						0	31							0	0	0	0							0	50							0	0	0	0
Number of Trades:						0							0	0							0.00							0							0

PIRAEUS FINANCIAL HOLD (CR)

(Contract Size: 100 Securities, Exercise Style: American, Physical Delivery)

Call Options														Put Options																		
September 2024							October 2024							Other Months		September 2024							October 2024							Other Months		Exercise Price
Open price	Price max	Price min	Last price	Closing price	Volume	Open Interest	Open price	Price max	Price min	Last price	Closing price	Volume	Open Interest	Volume	Open Interest	Open price	Price max	Price min	Last price	Closing price	Volume	Open Interest	Open price	Price max	Price min	Last price	Closing price	Volume	Open Interest	Volume	Open Interest	
1.800	0.000	0.000	0.000	2.07	-	-										0.000	0.000	0.000	0.001	-	-											0.018
1.900	0.000	0.000	0.000	1.97	-	-										0.000	0.000	0.000	0.001	-	-											0.019
2.000	0.000	0.000	0.000	1.87	-	-										0.000	0.000	0.000	0.001	-	-											0.020
2.200	0.000	0.000	0.000	1.67	-	-										0.000	0.000	0.000	0.001	-	-											0.022
2.400	0.000	0.000	0.000	1.47	-	-	0.000	0.000	0.000		1.47	-	-			0.000	0.000	0.000	0.001	-	-		0.000	0.000	0.000	0.001	-	-				0.024
2.600	0.000	0.000	0.000	1.27	-	-	0.000	0.000	0.000		1.28	-	-			0.000	0.000	0.000	0.001	-	-		0.000	0.000	0.000	0.001	-	-				0.026
2.800	0.000	0.000	0.000	1.07	-	-	0.000	0.000	0.000		1.08	-	-			0.000	0.000	0.000	0.001	-	-		0.000	0.000	0.000	0.001	-	-				0.028
3.000	0.000	0.000	0.000	0.871	-	-	0.000	0.000	0.000		0.878	-	-			0.000	0.000	0.000	0.001	-	-		0.000	0.000	0.000	0.001	-	-				0.030
3.200	0.000	0.000	0.000	0.672	-	-	0.000	0.000	0.000		0.684	-	-			0.000	0.000	0.000	0.001	-	-		0.000	0.000	0.000	0.007	-	-				0.032
3.400	0.000	0.000	0.000	0.473	-	-	0.000	0.000	0.000		0.502	-	-			0.000	0.000	0.000	0.001	-	-		0.000	0.000	0.000	0.025	-	-				0.034
3.600	0.000	0.000	0.000	0.284	-	-	0.000	0.000	0.000		0.343	-	-			0.000	0.000	0.000	0.013	-	-		0.000	0.000	0.000	0.065	-	-				0.036
3.800	0.000	0.000	0.000	0.133	-	-	0.000	0.000	0.000		0.216	-	-			0.000	0.000	0.000	0.061	-	-		0.000	0.000	0.000	0.138	-	-				0.038
4.000	0.000	0.000	0.000	0.044	-	-	0.000	0.000	0.000		0.123	-	4			0.000	0.000	0.000	0.172	-	-		0.000	0.000	0.000	0.246	-	-				0.040
4.400	0.000	0.000	0.000	0.002	-	-	0.000	0.000	0.000		0.031	-	-			0.000	0.000	0.000	0.531	-	-		0.000	0.000	0.000	0.554	-	-				0.044
4.800	0.000	0.000	0.000	0.001	-	-	0.000	0.000	0.000		0.006	-	-			0.000	0.000	0.000	0.930	-	-		0.000	0.000	0.000	0.932	-	-				0.048
5.200	0.000	0.000	0.000	0.001	-	-	0.000	0.000	0.000		0.001	-	-			0.000	0.000	0.000	1.33	-	-		0.000	0.000	0.000	1.33	-	-				0.052
5.600	0.000	0.000	0.000	0.001	-	-	0.000	0.000	0.000		0.001	-	-			0.000	0.000	0.000	1.73	-	-		0.000	0.000	0.000	1.73	-	-				0.056
6.000	0.000	0.000	0.000	0.001	-	-	0.000	0.000	0.000		0.001	-	-			0.000	0.000	0.000	2.13	-	-		0.000	0.000	0.000	2.13	-	-				0.060
6.400	0.000	0.000	0.000	0.001	-	-										0.000	0.000	0.000	2.53	-	-											0.064
Totals:					0	0					0	4	0	0					0	0							0	0	0	0		
Number of Trades:					0						0		0						0.00								0		0			

PPC (CR)

(Contract Size: 100 Securities, Exercise Style: American, Physical Delivery)

Call Options														Put Options																					
September 2024							October 2024							Other Months		September 2024							October 2024							Other Months		Exercise Price			
Open price	Price max	Price min	Last price	Closing price	Volume	Open Interest	Open price	Price max	Price min	Last price	Closing price	Volume	Open Interest	Volume	Open Interest	Open price	Price max	Price min	Last price	Closing price	Volume	Open Interest	Open price	Price max	Price min	Last price	Closing price	Volume	Open Interest	Volume	Open Interest				
6.800	0.000	0.000	0.000	4.65	-	-										0.000	0.000	0.000	0.001	-	-											0.068			
7.200	0.000	0.000	0.000	4.25	-	-										0.000	0.000	0.000	0.001	-	-											0.072			
7.600	0.000	0.000	0.000	3.85	-	-										0.000	0.000	0.000	0.001	-	-											0.076			
8.000	0.000	0.000	0.000	3.45	-	-	0.000	0.000	0.000		3.47	-	-			0.000	0.000	0.000	0.001	-	-	0.000	0.000	0.000	0.000	0.002	-	-			0.080				
8.400	0.000	0.000	0.000	3.05	-	-	0.000	0.000	0.000		3.07	-	-			0.000	0.000	0.000	0.001	-	-	0.000	0.000	0.000	0.000	0.001	-	-			0.084				
8.800	0.000	0.000	0.000	2.65	-	-	0.000	0.000	0.000		2.67	-	-			0.000	0.000	0.000	0.001	-	-	0.000	0.000	0.000	0.000	0.001	-	-			0.088				
9.200	0.000	0.000	0.000	2.25	-	-	0.000	0.000	0.000		2.27	-	-			0.000	0.000	0.000	0.001	-	-	0.000	0.000	0.000	0.000	0.002	-	-			0.092				
9.600	0.000	0.000	0.000	1.85	-	-	0.000	0.000	0.000		1.88	-	-			0.000	0.000	0.000	0.001	-	-	0.000	0.000	0.000	0.000	0.009	-	-			0.096				
10.000	0.000	0.000	0.000	1.46	-	-	0.000	0.000	0.000		1.50	-	-			0.000	0.000	0.000	0.001	-	-	0.000	0.000	0.000	0.000	0.029	-	-			0.100				
11.000	0.000	0.000	0.000	0.543	-	67	0.000	0.000	0.000		0.692	-	25			0.000	0.000	0.000	0.087	-	5	0.000	0.000	0.000	0.000	0.220	-	-			0.110				
12.000	0.000	0.000	0.000	0.074	-	2	0.000	0.000	0.000		0.217	-	34			0.000	0.000	0.000	0.619	-	-	0.000	0.000	0.000	0.000	0.746	-	-			0.120				
13.000	0.000	0.000	0.000	0.003	-	-	0.000	0.000	0.000		0.044	-	-			0.000	0.000	0.000	1.55	-	-	0.000	0.000	0.000	0.000	1.58	-	-			0.130				
14.000	0.000	0.000	0.000	0.001	-	-	0.000	0.000	0.000		0.006	-	-			0.000	0.000	0.000	2.55	-	-	0.000	0.000	0.000	0.000	2.55	-	-			0.140				
15.000	0.000	0.000	0.000	0.001	-	-	0.000	0.000	0.000		0.001	-	-			0.000	0.000	0.000	3.55	-	-	0.000	0.000	0.000	0.000	3.55	-	-			0.150				
16.000	0.000	0.000	0.000	0.001	-	-	0.000	0.000	0.000		0.002	-	-			0.000	0.000	0.000	4.55	-	-	0.000	0.000	0.000	0.000	4.55	-	-			0.160				
17.000	0.000	0.000	0.000	0.001	-	-	0.000	0.000	0.000		0.002	-	-			0.000	0.000	0.000	5.55	-	-	0.000	0.000	0.000	0.000	5.55	-	-			0.170				
18.000	0.000	0.000	0.000	0.001	-	-										0.000	0.000	0.000	6.55	-	-										0.180				
Totals:					0	69						0	59	0	0							0	5									0	0	0	0
Number of Trades:					0							0		0								0.00										0		0	

Lending Products	Underlying Title	Open Interest[5]	Multilateral Transactions[1]				Bilateral Transactions[2]		Stock Borrowing through OTC (volume)[3]	
			Volume(Offered)	Average Weighted	Transactions volume	Average Weighted	Transactions Volume	Average Weighted	Transactions Volume	
ADMIEBOR	ADMIE (IPTO) HOLDING S.A. (CR)	1,000	---	---	---	---	6,500	0.01%	254,440	
AEGNBOR	AEGEAN AIRLINES (CR)	---	---	---	---	---	---	---	422,109	
AETFBOR	ALPHA ETF FTSE Athex Large Cap	---	---	---	---	---	---	---	---	
ALPHABOR	ALPHA SERVICES HOLD (CR)	82,141	---	---	---	---	---	---	66,267,090	
AIABOR	ATHENS INTL AIRPORT (CR)	---	---	---	---	---	---	---	182,800	
ACAGBOR	AUSTRIACARD (CB)	---	---	---	---	---	---	---	1,000	
OTOELBOR	AUTOHELLAS SA (CR)	1,500	---	---	---	---	---	---	65,151	
AVAXBOR	AVAX S.A. (CR)	---	---	---	---	---	---	---	---	
EEEBOR	CC HBC AG (CR)	29,583	---	---	---	---	---	---	77,221	
CENERBOR	CENERGY HOLDINGS (CB)	---	---	---	---	---	---	---	12,777	
DIMANDBOR	DIMAND (CR)	---	---	---	---	---	---	---	83,471	
ELLAKTORBOR	ELLAKTOR (CR)	7,681	---	---	---	---	---	---	79,310	
ELHABOR	ELVALHALCOR (CR)	788	---	---	---	---	---	---	281,676	
EPSILBOR	EPSILON NET (CR)	---	---	---	---	---	---	---	8,000	
EUROBBOR	EUROBANK HOLDINGS (CR)	110,000	---	---	---	---	---	---	36,029,886	
EYDAPBOR	EYDAP S.A. (CR)	845	---	---	---	---	---	---	209,465	
FOYRKBOR	FOURLIS (CR)	611	---	---	---	---	---	---	24,673	
GEKTERNABOR	GEK TERNA (CR)	---	---	---	---	---	---	---	10,360	
SARBOR	GR. SARANTIS S.A. (CR)	5,808	---	---	---	---	---	---	16,411	
EXAEBOR	HELLENIC EXCHANGES-A.S.E. (CR)	---	---	---	---	---	---	---	152,047	
ELPEBOR	HELLENIQ ENERGY (CR)	---	---	---	---	---	---	---	1,276,117	
INTEKBOR	IDEAL HOLDINGS (CR)	---	---	---	---	---	---	---	14,800	
INTRKBOR	INTRACOM HOLDINGS (CR)	---	---	---	---	---	---	---	16,997	
INKATBOR	INTRAKAT (CR)	---	---	---	---	---	---	---	671,939	
INLOTBOR	INTRALOT (CR)	---	---	---	---	---	---	---	87,977	
BELABOR	JUMBO SA (CR)	354	---	---	---	---	---	---	239,078	
KRIBOR	KRI-KRI S.A. (CR)	---	---	---	---	---	---	---	---	
LAMDABOR	LAMDA DEVELOPMENT SA (CR)	---	---	---	---	---	---	---	233,705	
LAVIBOR	LAVIPHARM SA (CR)	---	---	---	---	---	---	---	---	
MYTILBOR	METLEN ENERGY & METALS (CR)	---	---	---	---	---	---	---	194,998	
MIGBOR	MIG (CR)	541	---	---	---	---	---	---	40,179	

Stock Lending Notes

[1] - Multilateral contracts Lending or Borrowing as per Methods 8-1, 8-2 and 8-3-3 (According to ATHEX BoD Resolution No.17)

[2] - Bilateral Contracts Lending or Borrowing as per Methods 8-3-1 and 8-3-2 & Contracts as per Method 4 (According to ATHEX BoD Resolution No.20)

[3] - The information concerning OTC Stock Borrowing Transactions is based on the statements of the Dematerialised Securities System (DSS) operators involved and refers to volumes that have been registered up until the previous working day.

[4] - Average Price (Volume weighted)

[5] - The Data concerning Open Interest before the start of trading session

Lending Products	Underlying Title	Open Interest[5]	Multilateral Transactions[1]				Bilateral Transactions[2]		Stock Borrowing through OTC (volume)[3]	
			Volume(Offered)	Average Weighted	Transactions volume	Average Weighted	Transactions Volume	Average Weighted	Transactions Volume	
MOHBOR	MOTOR OIL (CR)	---	---	---	---	---	---	---	769,892	
ETEBOR	NATIONAL BANK (CR)	58,737	---	---	---	---	---	---	12,757,392	
OPAPBOR	OPAP (CR)	7,242	---	---	---	---	---	---	1,673,557	
OPTIMABOR	OPTIMA BANK (CR)	7,300	---	---	---	---	---	---	1,005,167	
HTOBOR	OTE (CR)	---	---	---	---	---	---	---	1,600,404	
PPABOR	P.P.A. S.A. (CR)	---	---	---	---	---	---	---	76,012	
TPEIRBOR	PIRAEUS FINANCIAL HOLD (CR)	---	---	---	---	---	---	---	14,476,992	
PPCBOR	PPC (CR)	2,000	---	---	---	---	---	---	1,469,484	
PROFBOR	PROFILE SA (CR)	---	---	---	---	---	---	---	10,000	
QUESTBOR	QUEST HOLDINGS (CR)	391	---	---	---	---	---	---	19,882	
OLYMPBOR	TECHNICAL OLYMPIC SA (CR)	---	---	---	---	---	---	---	---	
TENERGYBOR	TERNA ENERGY (CR)	---	---	---	---	---	---	---	493,463	
EYAPSBOR	THESSALONIKA WATER & SEWERAGE	---	---	---	---	---	---	---	---	
PLATBOR	THRACE PLASTICS SA (CR)	---	---	---	---	---	---	---	1,596	
TITCBOR	TITAN CEMENT (CB)	1,600	---	---	---	---	---	---	196,213	
VIOBOR	VIOHALCO SA/NV (CB)	744	---	---	---	---	---	---	---	

Stock Lending Notes

[1] - Multilateral contracts Lending or Borrowing as per Methods 8-1, 8-2 and 8-3-3 (According to ATHEX BoD Resolution No.17)

[2] - Bilateral Contracts Lending or Borrowing as per Methods 8-3-1 and 8-3-2 & Contracts as per Method 4 (According to ATHEX BoD Resolution No.20)

[3] - The information concerning OTC Stock Borrowing Transactions is based on the statements of the Dematerialised Securities System (DSS) operators involved and refers to volumes that have been registered up until the previous working day.

[4] - Average Price (Volume weighted)

[5] - The Data concerning Open Interest before the start of trading session

Sectors codification for listed companies

12003-	ETF	10101010	Computer Services
10101015	Software	10102030	Computer Hardware
15101010	Telecommunications Equipment	15102015	Telecommunications Services
20101010	Health Care Facilities	20101025	Health Care Services
20102010	Medical Equipment	20103015	Pharmaceuticals
30101010	Banks	30202000	Diversified Financial Services
30202010	Asset Managers & Custodians	30202015	Investment Services
30204000	Closed End Investments	30302010	Full Line Insurance
30302015	Insurance Brokers	30302025	Property and Casualty Insurance
35101010	Real Estate Holding and Development	35101015	Real Estate Services
35102000	Diversified REITs	35102030	Office REITs
35102045	Retail REITs.	40201040	Rental & Leasing Services: Consumer
40202010	Home Construction	40202015	Household Furnishings
40202020	Household Appliance	40203040	Electronic Entertainment
40204020	Clothing & Accessories	40301010	Entertainment
40301030	Publishing	40301035	Radio & TV Broadcasters
40401010	Diversified Retailers	40401020	Apparel Retailers
40401025	Home Improvement Retailers	40401030	Specialty Retailers
40501010	Airlines	40501015	Travel & Tourism
40501020	Casinos & Gambling	40501025	Hotels & Motels
45101015	Distillers & Vintners	45101020	Soft Drinks
45102010	Farming Fishing Ranching & Plantations	45102020	Food Products
45103010	Tobacco	45201010	Food Retailers & Wholesalers
45201020	Personal Products	50101010	Construction
50101020	Building Roof/Wallboard and Plumbing	50101030	Cement
50101035	Building Materials: Other	50202010	Electrical Components
50203015	Plastics	50203030	Containers & Packaging
50204000	Machinery: Industrial	50204020	Machinery: Construction & Handling
50205010	Industrial Suppliers	50205020	Back Office Support HR & Consulting
50205030	Forms & Bulk Printing Services	50206015	Commercial Vehicles & Parts
50206030	Marine Transportation	50206060	Transportation Services
55101000	Diversified Materials	55101020	Textile Products
55102000	General Mining	55102010	Iron & Steel
55102015	Metal Fabricating	55102035	Aluminum
60101020	Oil Refining and Marketing	65101010	Alternative Electricity
65101015	Conventional Electricity	65102000	Multi-Utilities
65102030	Water		



ATHEX
Athens Stock Exchange

Λεωφ. Αθηνών 110 104 42 Αθήνα
110, Athinon Ave. GR 104 42 Athens
tel. (+30)210-33.66.800, fax (+30)210-33.66.101
www.athexgroup.gr