

24

Ημερήσιο Δελτίο
Συναλλακτικής Δραστηριότητας

Daily Official List
of Trading Activity

Tuesday, 10 September, 2024
Year: 145 Trading Day No: 171



ATHEXGROUP
Athens Exchange Group

Disclaimer:

Hellenic Exchanges-Athens Stock Exchange S.A endeavours to ensure that the data and other material ("Information") presented on the Daily Official List are accurate and complete, but it is not liable for any errors or omissions of data or /and for the accuracy, credibility, updating and completeness of the aforesaid information nor it has any liability arising directly or indirectly from the use of the above Information.

The Company is not liable for the accuracy of the data included in listed companies' announcements. Only the sender of such an announcement is fully and solely liable for any infringement of third party's rights from the content of such announcement. All contents of the Daily Official List are provided only for information purposes and do not constitute investment advice or solicitation to invest in securities or other products listed for trading on the Exchange.

You acknowledge and agree that the Company is the owner of any property rights related to any Information appearing on the Daily Official List including intellectual property rights copyright, trademarks, etc.

The above data are a property of the Hellenic Exchanges-Athens Exchange and are copyright protected. Users are forbidden to reproduce, modify, copy, sale, transmit or redistribute, by all reproduction means and methods, part or the whole of the above data, without reference to their source.

The commercial exploitation of these data is, also, forbidden by third parties. Hellenic Exchanges-Athens Exchange does not carry any responsibility, direct or indirect, derived from usage or accidental alteration of the above data when used by third parties.

Hellenic Exchanges – Athens Stock Exchange S.A.

110 Athinon Ave., 10442 Athens, Tel: (210) 33.66.800, Fax: (210) 32.13.938

www.athexgroup.gr

Thessalonica Stock Exchange Center (T.S.E.C)

16-18 Katouni Str., Thessalonica 546 25 Tel: (2310) 567.667, Fax: (2310) 530.545

Athex Members Guarantee Fund

14-16 Fidiou Str., Athens 106 78, Tel: (210) 33.04.682, Fax: (210) 33.04.155

Hellenic Republic Capital Market Commission

1 Kolokotroni Str. & 1 Stadiou Str., Athens 10562 Tel: (210) 33.77.100 Fax: (210) 33.77.173

Table of Contents

Section 1: Statistical Figures of Securities, Derivatives and Lending

Summary of Markets

Athex Indices

Analytic Figures for Athex Market's Boards and Categories

Trading Details by Athex Sectors and Financial Instruments (ETFs)

Top 10 best & worst performing Shares

Derivatives Summary

Section 2: Analytic Figures of Shares Transactions

Analytic Figures of Shares Transactions

Shares' Notes

Section 3: Figures of Securities Transactions

Securities Blocks Details

Shares Rights Details

Stock Borrowing

Forced Sales Details

Forced Sales Registered Shares

Exchange Traded Funds (ETFs) Characteristics

Section 5: Bonds traded in Fixed Income Assets Market

Convertible Corporate Bonds - Regulated Market

Non Convertible Corporate Bonds - Regulated Market

Government Bonds

Treasury Bills & Zero Coupon Government Bonds

Government Bonds Traded with the Open Outcry Method

State Banks Bonds

Section 6: Additional Infos

Athex & ATHEXClear Members List

List of Stocks under Market Making operations

Section 7: Derivatives Market Analytic Figures

Index Futures

Stock Futures

Index Options

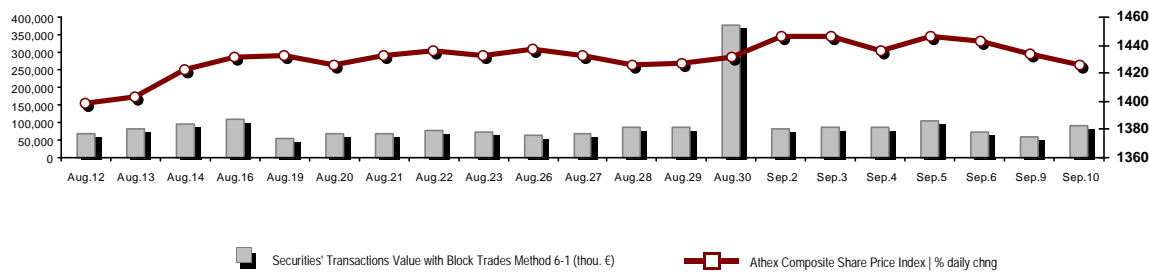
Stock Options

Stock Lending Analytic Figures

Appendix A: Sectors codification for listed companies

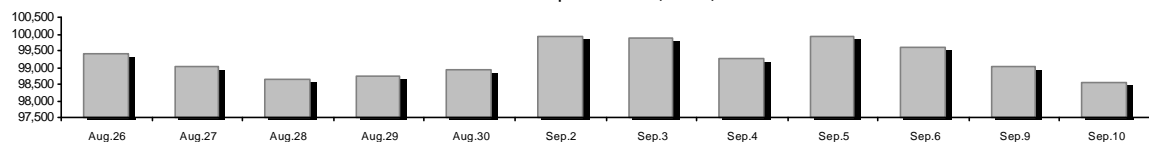
Summary of Markets

Athex Composite Share Price Index vs Shares and Derivatives Transactions Value

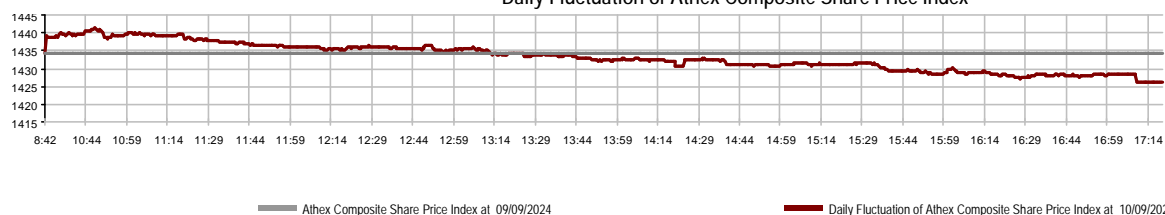


Athex Capitalisation (mill. €) **:	98,555.47		Derivatives Total Open Interest	416,361
Daily change: mill. € %	-486.76	-0.49%	in Index Futures % daily chng	5,408 1.79%
Yearly Avg Capitalisation: mill. € % chng prev year Avg	97,739.89	21.59%	in Stock Futures % daily chng	409,403 -0.27%
Athex Composite Share Price Index % daily chng	1,426.10	-0.56%	in Index Options % daily chng	863 -1.03%
Athex Composite Share Price Index Capitalisation (mill. €)	90,361.39		in Stock Options % daily chng	687 0.00%
Daily change (mill. €)	-481.82			
Securities' Transactions Value with Block Trades Method 6-1 (t)	89,675.25		Derivatives Contracts Volume:	24,453
Daily change: %	32,464.13	56.74%	Daily change: pieces %	9,781 66.66%
YtD Avg Trans. Value: thou. € % chng prev year Avg	128,360.00	17.15%	YtD Avg Derivatives Contracts % chng prev year Avg	34,709 -21.05%
Blocks Transactions Value of Method 6-1 (thou. €)	20,522.96		Derivatives Trades Number:	1,326
Blocks Transactions Value of Method 6-2 & 6-3 (thou. €)	0.00		Daily change: number %	412 45.08%
Bonds Transactions Value (thou.€)	1,987.97		YtD Avg Trades number % chng prev year Avg	1,860 -20.22%
Securities' Transactions Volume with Block Trades Method 6-1 (tho)	19,638.07		Lending Total Open Interest	320,727
Daily change: thou. pieces %	6,858.04	53.66%	Daily change: pieces %	-9,763 -2.95%
YtD Avg Volume: % chng prev year Avg	28,018.97	-16.66%	Lending Volume (Multilateral/Bilateral)	5,239
Blocks Transactions Volume of Method 6-1 (thou. Pieces)	3,830.78		Daily change: pieces %	4,239
Blocks Transactions Volume of Method 6-2 & 6-3 (thou. Pieces)	0.00		Multilateral Lending	5,239
Bonds Transactions Volume	2,026,000		Bilateral Lending	0
Securities' Trades Number with Block Trades Method 6-1	22,887		Lending Trades Number:	2
Daily change: number %	275	1.22%	Daily change: %	0
YtD Avg Trades number % chng prev year Avg	37,445	3.37%	Multilateral Lending Trades Number	2
Number of Blocks Method 6-1	12		Bilateral Lending Trades Number	0
Number of Blocks Method 6-2 & 6-3	0			
Number of Bonds Transactions	253			

Athex Capitalisation (mill. €) **



Daily Fluctuation of Athex Composite Share Price Index



Athex Indices

Index name	10/09/2024	09/09/2024	pts.	%	Min	Max	Year min	Year max	Year change
Athex Composite Share Price Index	1,426.10 €	1,434.17	-8.07	-0.56%	1,426.07	1,441.27	1,293.14	1,505.35	10.28% #
Athex Composite Index Total Return Index	2,690.15 €	2,705.36	-15.21	-0.56%	2,690.09	2,718.77	2,355.44	2,789.06	14.21% #
Athex ESG Index	1,622.57 €	1,634.23	-11.66	-0.71%	1,622.55	1,643.37	1,471.77	1,722.97	10.25% #
ATHEX Alternative Market Price Index	14,159.64 €	14,170.15	-10.51	-0.07%	14,080.22	14,265.56	9,352.11	15,217.49	51.41% #
FTSE/Athex Large Cap	3,455.85 €	3,481.63	-25.78	-0.74%	3,455.85	3,501.14	3,122.79	3,665.50	10.67% #
FTSE/Athex Mid Cap Index	2,304.91 €	2,313.84	-8.93	-0.39%	2,292.97	2,318.72	2,054.77	2,459.55	2.40% #
FTSE/ATHEX High Dividend Yield Index	3,859.74 €	3,902.59	-42.85	-1.10%	3,859.48	3,915.30	3,629.54	4,217.66	2.34% #
FTSE/Athex Market Index	826.61 €	831.49	-4.88	-0.59%	826.61	836.33	746.82	875.18	10.68% #
FTSE/Athex Banks	1,232.14 €	1,245.37	-13.23	-1.06%	1,227.65	1,253.71	1,057.67	1,354.57	16.06% #
FTSE/ATHEX TECHNOLOGY & TELECOMMUNICAT	5,539.64 €	5,603.53	-63.89	-1.14%	5,535.43	5,609.07	4,915.95	5,705.00	9.21% #
FTSE/ATHEX FINANCIAL SERVICES	5,786.56 €	5,848.60	-62.04	-1.06%	5,765.66	5,888.17	4,996.31	6,357.41	15.40% #
FTSE/ATHEX REAL ESTATE	4,860.99 €	4,865.81	-4.82	-0.10%	4,842.16	4,896.11	4,507.00	5,120.52	-2.01% €
FTSE/ATHEX CONSUMER DISCRETIONARY	4,999.92 €	5,052.36	-52.44	-1.04%	4,999.92	5,082.95	4,663.68	5,557.48	-0.32% €
FTSE/ATHEX CONSUMER STAPLES	6,519.44 #	6,476.98	42.46	0.66%	6,476.98	6,556.88	5,069.68	6,585.74	28.12% #
FTSE/ATHEX INDUSTRIALS	6,448.52 €	6,492.38	-43.86	-0.68%	6,448.52	6,509.80	5,044.08	6,621.39	26.90% #
FTSE/ATHEX BASIC MATERIALS	4,781.67 €	4,796.24	-14.57	-0.30%	4,764.11	4,827.06	4,369.10	5,876.05	-1.81% €
FTSE/ATHEX ENERGY & UTILITIES	4,846.13 €	4,888.16	-42.03	-0.86%	4,846.13	4,908.83	4,536.38	5,474.06	-2.84% €
Athex All Share Index	331.93 €	333.57	-1.64	-0.49%	331.93	331.93	304.60	347.29	9.91% #
Hellenic Mid & Small Cap Index	2,039.14 €	2,053.70	-14.56	-0.71%	2,038.89	2,058.98	1,881.89	2,157.15	5.71% #
FTSE/Athex Large Cap Total Return	5,928.80 €	5,973.03	-44.23	-0.74%			5,201.70	6,187.73	14.74% #
FTSE/Athex Mid Cap Total Return	3,156.28 €	3,168.51	-12.23	-0.39%			2,872.41	3,302.69	4.13% #
MSCI GREECE REBASED	5,355.43 €	5,416.40	-60.97	-1.13%	5,355.43	5,446.92	4,964.20	5,837.84	7.44% #
Hellenic Corporate Bond Index	135.75 #	135.69	0.06	0.04%			129.54	135.75	4.71% #
Hellenic Corporate Bond Price Index	92.74 #	92.73	0.01	0.01%			90.52	92.74	2.31% #

Note 1: FTSE/Med 100, Hellenic Corporate Bond Price Index and Hellenic Corporate Bond Index closing prices refer to the previous trading day of 06/09/2024.

Note 2: The Hellenic Mid & Small Cap Index is a Customized index calculated by the Athens Exchange.

Analytic Figures for Athex Market's Boards and Categories

	Total Traded Securities	Main Market	Surveillance	Exchange Traded Funds (ETFs)
Totals	118	110	7	1
Gain / Lose / Same:	29 / 67 / 22	27 / 66 / 17	2 / 0 / 5	0 / 1 / 0
Athex Capitalisation (mill. €) **	98,555.47	98,491.28	64.19	
Daily Average Trans/ons Value(thou.€)	128,360.00	128,262.52	29.93	244.81
Transactions Value	89,675.25	89,503.19	13.51	158.55
Main Board:	69,152.29	68,980.23	13.51	158.55
Blocks Board 6_2_3:	20,522.96	20,522.96	0.00	0.00
Forced Sales Board:	0.00	0.00	0.00	0.00
Special Terms Board:	0.00	0.00	0.00	0.00
Daily Average Transactions Volume	28,018,974	27,899,807	134,340	7,074
Transactions Volume	19,638,065	19,568,688	64,804	4,573
Main Board:	15,807,289	15,737,912	64,804	4,573
Blocks Board 6_2_3:	3,830,776	3,830,776	0	0
Forced Sales Board:	0	0	0	0
Special Terms Board:	0	0	0	0
Daily Average Number of Trades	37,445	37,341	57	47
Number of Trades	22,887	22,829	33	25
Main Board:	22,875	22,817	33	25
Blocks Board 6_2_3:	12	12	0	0
Forced Sales Board:	0	0	0	0
Special Terms Board:	0	0	0	0

Trading Details by Athex Sectors and Financial Instruments (ETFs)

Code	Sectors	Gain / Lose / Same	Number of Trades	Transactions Volume	Transactions Value	% of Total Trans. Value
3010	- Banks	2 / 3 / 2	8,546	15,438,520	43,785,250.54	48.83%
5510	- Basic Resources	3 / 6 / 4	513	176,170	614,305.07	0.69%
5010	- Construction & Materials	6 / 7 / 0	1,593	523,956	2,535,747.91	2.83%
4020	- Consumer Products & Services	1 / 3 / 1	153	24,846	60,407.51	0.07%
6010	- Energy	1 / 3 / 0	2,424	384,758	6,313,076.34	7.04%
12000	- Financial Instruments	0 / 1 / 0	25	4,573	158,548.61	0.18%
3020	- Financial Services	0 / 4 / 1	335	60,679	282,283.25	0.31%
4510	- Food Beverage & Tobacco	2 / 1 / 3	180	44,308	936,160.76	1.04%
2010	- Health Care	0 / 2 / 1	84	40,189	41,001.19	0.05%
5020	- Industrial Goods & Services	1 / 10 / 5	1,395	346,344	2,107,033.44	2.35%
3030	- Insurance	0 / 1 / 0	50	6,579	32,304.94	0.04%
4030	- Media	1 / 0 / 0	8	6,650	3,035.50	0.00%
4520	- Personal Care, Drug & Grocery Stores	0 / 2 / 0	239	30,203	299,626.48	0.33%
3510	- Real Estate	5 / 5 / 1	584	203,095	789,075.95	0.88%
4040	- Retail	4 / 2 / 0	1,018	188,427	3,620,856.79	4.04%
1010	- Technology	2 / 6 / 2	613	129,828	576,913.31	0.64%
1510	- Telecommunications	0 / 2 / 0	907	269,324	3,994,826.32	4.45%
4050	- Travel & Leisure	0 / 5 / 1	1,873	679,100	4,844,026.84	5.40%
6510	- Utilities	1 / 4 / 1	2,347	1,080,516	18,680,766.32	20.83%

Top 10 best & worst performing Shares

Main Market

With positive Price change	Closing price	change	With negative Price change	Closing price	change
DOMIKI KRITIS SA (CR)	3.445	3.14% #	EVROFARMA SA (CR)	1.6	-3.61% €
CC HBC AG (CR)	34.1	2.03% #	PAIRIS SA (CR)	0.984	-3.53% €
IDEAL HOLDINGS (CR)	5.84	1.57% #	AEGEAN AIRLINES (CR)	11.1	-2.12% €
KLOUKINAS - LAPPAS SA (CR)	1.56	0.97% #	QUEST HOLDINGS (CR)	5.16	-2.09% €
MOTODYNAMICS S.A. (CR)	2.69	0.94% #	PIRAEUS FINANCIAL HOLD (CR)	3.898	-2.06% €
INTERCONTINENTAL (CR)	2.34	0.86% #	MIG (CR)	3.345	-2.05% €
NOVAL PROPERTY REIC (CR)	2.645	0.76% #	EKTER SA (CR)	1.92	-2.04% €
ATTICA BANK S.A. (CR)	9.82	0.61% #	ELLAKTOR (CR)	1.984	-2.03% €
ORILINA PROPERTIES REIC (CR)	0.845	0.60% #	UNIBIOS (CR)	1.8	-1.91% €
FOURLIS (CR)	3.92	0.51% #	PROFILE SA (CR)	5.1	-1.73% €
With the highest Transactions Value	Value (thou. €)	change	With the highest Transactions Volume	Volume	change
EUROBANK HOLDINGS (CR)	14,276.29	-1.59% €	EUROBANK HOLDINGS (CR)	7,170,873	-1.59% €
PIRAEUS FINANCIAL HOLD (CR)	13,470.44	-2.06% €	ALPHA SERVICES HOLD (CR)	3,438,532	-1.30% €
TERNA ENERGY (CR)	12,612.27	-0.10% €	PIRAEUS FINANCIAL HOLD (CR)	3,424,339	-2.06% €
NATIONAL BANK (CR)	10,366.94	0.11% #	NATIONAL BANK (CR)	1,372,647	0.11% #
MOTOR OIL (CR)	5,471.86	-1.19% €	TERNA ENERGY (CR)	655,047	-0.10% €
ALPHA SERVICES HOLD (CR)	5,265.65	-1.30% €	INTRALOT (CR)	356,266	-1.03% €
OTE (CR)	3,993.82	-1.73% €	OTE (CR)	269,168	-1.73% €
JUMBO SA (CR)	3,496.56	-1.32% €	MOTOR OIL (CR)	251,618	-1.19% €
OPAP (CR)	3,427.12	-0.81% €	OPAP (CR)	214,980	-0.81% €
METLEN ENERGY & METALS (CR)	3,412.00	-0.77% €	PPC (CR)	199,670	-1.20% €

Note: Stocks that are not included in the "Under Supervision" category, and the transactions value is more than 10,000 €.

Derivatives Summary

	Number of Trades	Volume	Open Interest
Index Futures	106	274	5,408
FTSE/Athex Banks	3	20	1,266
FTSE/Athex Large Cap	103	254	4,119
MSCI GREECE REBASED	0	0	23
Stock Futures	1,207	24,057	409,403
ADMIE (IPTO) HOLDING S.A. (CR)	7	106	22,628
AEGEAN AIRLINES (CR)	55	186	3,758
ALPHA SERVICES HOLD (CR)	191	10,004	161,444
ATHENS INTL AIRPORT (CR)	7	39	1,169
AUTOHELLAS SA (CR)	2	2	148
AVAX S.A. (CR)	3	12	661
CC HBC AG (CR)	6	17	142
CENERGY HOLDINGS (CB)	9	24	4,142
ELLAKTOR (CR)	22	99	3,469
ELVALHALCOR (CR)	9	35	4,847
EUROBANK HOLDINGS (CR)	108	2,494	17,346
EYDAP S.A. (CR)	15	82	4,355
FOURLIS (CR)	3	8	1,003
GEK TERNA (CR)	14	37	12,071
HELLENIC EXCHANGES-A.S.E. (CR)	10	85	3,826
HELLENIQ ENERGY (CR)	12	58	6,025
INTRACOM HOLDINGS (CR)	21	215	7,651
INTRAKAT (CR)	2	7	2,374
JUMBO SA (CR)	7	24	333
LAMDA DEVELOPMENT SA (CR)	13	59	6,046
METLEN ENERGY & METALS (CR)	37	154	4,641
MIG (CR)	1	5	109
MOTOR OIL (CR)	72	404	5,984
NATIONAL BANK (CR)	117	1,500	15,559
OPAP (CR)	11	65	1,301
OPTIMA BANK (CR)	0	0	66
OTE (CR)	21	112	3,337
P.P.A. S.A. (CR)	0	0	70
PIRAEUS FINANCIAL HOLD (CR)	340	7,272	65,990
PPC (CR)	57	711	23,815
QUEST HOLDINGS (CR)	0	0	165
TERNA ENERGY (CR)	4	50	20,147
TITAN CEMENT (CB)	9	26	439
VIOHALCO SA/NV (CB)	22	165	4,342
Index Options	13	122	863
FTSE/Athex Large Cap	13	122	863
Stock Options	0	0	687
ALPHA SERVICES HOLD (CR)	0	0	0
NATIONAL BANK (CR)	0	0	314
OPAP (CR)	0	0	155
OTE (CR)	0	0	81
PIRAEUS FINANCIAL HOLD (CR)	0	0	4
PPC (CR)	0	0	133
Total Derivatives Traded	1,326	24,453	416,361

Daily Official List

Year: 145 Trading Day No: 171

Section 2: Analytic Figures of Shares Transactions

Tuesday, 10 September, 2024

Number of Outstanding Securities	Nominal Value	Dividends [1]			Date of Last Coupon		Note	Shares	Closing price	% change	Previous closing price/date	Open price	Price min	Price max	Last price	Avg price	Last Bid [7]	Last Ask [7]	P/E after tax	Year	Volume	Trades	Transactions Value[8]	Company Mkt Value (thou. €)	Year low	Year high	Sector[4]		
2021	2022	2023	Dividend [2]	Right																									
18,810,000	0.400	---	---	---	08/07/2010	14/11/2007	---	VARVERIS - MODA BAGNO SA (CR)	3.98	2.05 P	3.9	09/09/2024	4	3.88	4	3.98	3.949	30@3.87	150@3.97	---	---	655	7	2,586.50	74,863.80	1.9	4.07	40401025	
15,000,000	0.300	---	---	---	06/07/2007	18/07/2000	---	DAIOS PLASTICS SA (CR)	3.28	---	3.28	09/09/2024	3.28	3.28	3.28	3.28	200@3.12	212@3.28	---	---	100	2	328.00	49,200.00	3.04	4.18	50203015		
3,307,500	0.210	---	0.4	---	13/10/2023	30/11/2022	---	ELVE SA (CR)	5.65	-1.74 E	5.75	09/09/2024	5.5	5.5	5.65	5.65	5.642	28@5.50	158@5.65	10.55	2023	212	2	1,196.00	18,687.38	4.7	5.85	40204020	
86,735,980	0.310	---	---	0.02	22/07/2024	07/09/2023	---	ATHENS MEDICAL CENTER SA (CR)	1.53	---	1.53	09/09/2024	1.58	1.53	1.58	1.53	1.534	3250@1.50	80@1.56	---	---	70	2	107.35	132,706.05	1.45	2.03	20101025	
2,760,000	11.83	11	11.8	12.4	03/06/2024	16/07/1990	---	KARELIA (CR)	334	---	334	09/09/2024	340	334	340	334	337	104@330.00	10@334.00	---	---	200	5	67,400.00	921,840.00	324	350	45103010	
6,700,000	0.800	0.047	0.047	0.047	23/07/2024	29/05/2014	---	MILLS KEPENOS (CR)	1.6	---	1.6	09/09/2024	---	---	---	---	8@1.61	25@1.75	17.18	2023	---	---	---	---	10,720.00	---	1.5	2.26	45102020
18,017,472	0.360	---	---	---	09/09/2022	28/08/2017	---	KTIMA KOSTAS LAZARIDIS SA (CR)	1.8	---	1.8	09/09/2024	---	---	---	---	1280@1.76	1000@1.80	---	---	---	---	---	---	32,431.45	---	1.6	1.9	45101015
21,364,000	1.12	---	0.4	---	21/08/2023	08/03/2023	---	LAMPASA HOTEL SA (CR)	37.2	---	37.2	09/09/2024	37	37	37	37	37	55@37.00	10@37.80	---	---	10	1	370.00	794,740.80	28.4	39.8	40501025	
9,819,370	0.500	---	---	---	14/08/2007	09/01/2004	---	MATHIOS REFRACTORY SA (CR)	0.71	2.60 P	0.692	09/09/2024	0.7	0.7	0.71	0.71	0.709	3@0.698	100@0.720	---	---	2,134	9	1,513.80	6,971.75	0.638	1.3	55101000	
32,188,050	1.04	---	---	---	21/07/2008	20/01/2000	---	MOUZAKIS (CR)	0.62	---	0.62	09/09/2024	---	---	---	---	100@0.590	760@0.650	---	---	---	---	---	---	19,956.59	0.595	0.92	55101020	
6,340,000	0.600	0.17	0.1	0.2	11/12/2023	11/01/2024	---	NAKAS MUSIC	2.84	1.43 P	2.8	09/09/2024	2.8	2.76	2.86	2.84	2.81	20@2.76	99@2.84	---	---	565	4	1,587.70	18,005.60	2.5	3.16	40401030	
27,379,200	0.980	---	0.45	0.5001	01/08/2024	29/08/2022	---	CRETE PLASTICS SA (CR)	14.4	---	14.4	09/09/2024	---	---	---	---	359@14.40	825@15.00	---	---	---	---	---	---	394,260.48	14.2	16.4	50203015	
255,494,534	2.71	0.279	0.255	0.247	14/06/2024	30/09/2021	---	PRODEA (CR)	7.15	---	7.15	09/09/2024	---	---	---	---	55@6.60	330@6.90	---	---	---	---	---	---	1,826,785.92	6.5	8	35102000	
4,181,450	0.500	---	---	---	21/08/2000	05/03/2002	---	FLOUR MILLS SARANTOPOULOS SA	1.07	---	1.07	09/09/2024	---	---	---	---	---	---	569@1.17	---	---	---	---	---	---	4,474.15	0.965	1.17	45102020
8,340,750	1.16	---	---	---	25/06/2009	17/09/2018	---	HAIDEMENOS SA (CR)	0.64	---	0.64	09/09/2024	---	---	---	---	50@0.600	5@0.630	---	2023	---	---	---	---	5,338.08	0.555	0.92	50205030	

Exchange Traded Funds (ETFs)

971,502	---	---	---	---	15/06/2016	---	ALPHA ETF FTSE Athex Large Cap	34.5	-1.00 E	34.85	09/09/2024	34.85	34.5	34.94	34.5	34.671	500@34.47	500@34.65	---	---	4,573	25	158,548.61	---	31.58	38	12003
---------	-----	-----	-----	-----	------------	-----	--------------------------------	------	---------	-------	------------	-------	------	-------	------	--------	-----------	-----------	-----	-----	-------	----	------------	-----	-------	----	-------

Surveillance

89,078,604	0.040	---	---	---	07/07/2010	16/01/2024	5160	FRIGOGLASS SA (CR)	0.212	---	0.212	09/09/2024	0.212	0.212	0.212	0.212	0.212	603@0.212	10000@0.220	---	2023	14,316	9	3,034.99	18,884.66	0.2	0.44	50204000	
13,191,620	0.620	---	---	---	04/08/2010	09/09/2002	5232	YALCO - CONSTANTINOU (CR)	0.162	---	0.162	09/09/2024	---	---	---	---	---	---	---	---	---	---	---	---	---	2,137.04	0.146	0.208	40202020
17,579,754	4.16	---	---	---	18/08/2006	02/08/2010	---	BIOTER SA (CR)	0.258	1.58 P	0.254	09/09/2024	0.258	0.258	0.258	0.258	379@0.258	1999@0.270	---	---	7,621	3	1,966.22	4,535.58	0.2	0.436	50101010		
54,654,600	0.050	---	---	---	01/07/1998	30/12/2022	5275	VIS SA (CR)	0.142	---	0.142	09/09/2024	0.142	0.142	0.142	0.142	500@0.142	1000@0.154	---	2023	1,000	1	142.00	7,760.95	0.134	0.288	50203030		
51,754,364	0.300	---	---	---	23/12/2003	24/01/2007	5197	SELECTED TEXT. IND. ASSOC (CR)	0.119	---	0.119	09/09/2024	0.119	0.119	0.119	0.119	4000@0.108	930@0.119	---	---	10,000	6	1,190.00	6,158.77	0.108	0.164	55101020		
15,842,391	1.51	---	---	---	15/07/2009	12/05/2000	5141	BITROS HOLDING SA (CR)	0.68	---	0.68	09/09/2024	0.68	0.62	0.68	0.62	0.649	95@0.620	742@0.680	---	---	599	4	389.02	10,772.83	0.41	0.755	55102010	
24,319,250	0.300	---	---	---	09/07/2002	04/07/2007	5165	PROODEFTIKH SA (CR)	0.22	1.85 P	0.216	09/09/2024	0.22	0.22	0.22	0.22	4500@0.216	14232@0.220	---	---	30,268	8	6,658.96	5,350.24	0.2	0.4	50101010		
28,438,268	0.070	---	---	---	21/08/2006	24/11/1999	5253	SPIROY AGRICULTURE SA (CR)	0.132	---	0.132	09/09/2024	0.126	0.126	0.126	0.126	4962@0.132	---	---	---	---	1,000	2	126.00	3,753.85	0.118	0.252	45102010	
1,011,000	1.00	---	---	---	01/07/2004	11/12/2012	5193	TRIA ALFA SA (CR)	4.78	---	4.78	09/09/2024	---	---	---	---	100@4.40	90@5.10	---	2023	---	---	---	---	---	4,832.58	4.78	8.95	55101020

Suspension Status

12,417,000	0.310	---	---	---	27/08/2019	28/08/2017	5233	MLS MULTIMEDIA SA (CR)	0.57	---	0.57	12/05/2020	---	---	---	---	---	---	---	---	---	---	---	---	---	7,077.69	0.57	0.57	10101015	
65,326,268	0.530	---	---	---	04/07/2007	19/07/2006	4750	SATO SA (CR)	0.028	---	0.028	05/09/2024	---	---	---	---	---	---	---	---	---	---	---	---	---	---	1,829.14	0.027	0.067	40202015
3,961,300	1.28	---	---	---	29/06/2004	03/08/2000	5248	DUROS SA (CR)	0.25	---	0.25	24/04/2023	---	---	---	---	---	---	---	---	---	---	---	---	---	---	990.33	0.25	0.25	40204020
10,203,575	0.730	---	---	---	16/07/2007	18/10/1999	---	FIERATEX SA (CR)	0.359	---	0.359	30/04/2024	---	---	---	---	---	---	---	---	---	---	---	---	---	---	3,663.08	0.335	0.538	55101020

Shares' Notes

Code	Note text
()	- Adjusted dividends.
*	- Last adjusted closing price.
[1]	- Net dividends.
[2]	- The "Date of Last Coupon" for New listings refers to the date company's stocks started to trade in Athex
[3]	- The Company Market Value is referred to the number of outstanding shares
[4]	- Sectors codification can be found in Appendix A
[5]	- The Market Value refers to the total number of shares listed (including their several classes) in the exchange by the company.
[6]	- P/E greater than 100
[7]	- Last view of the Order Book before the end of the trading session
[8]	- All Blocks Methods' Transactions Value are included.
4750	- Transfer to the Under Surveillance Category from 8/4/2011.
5093	- Transfer to the Surveillance Category as of 8/4/2015.
5141	- Transfer to the Surveillance Category as of 10/05/2017.
5160	- Transfer to the Surveillance Category as of 15/04/2016.
5165	- Transfer to the Surveillance Category as of 15/02/2018.
5193	- Transfer to the Surveillance Category as of 25/10/2018.
5197	- Transfer to the Surveillance Category as of 07/11/2018.
5232	- Transfer to the Under Surveillance Category from 08/04/2011.
5233	- Suspension of trading as of 13/05/2020.
5248	- Transfer to the Surveillance Category as of 06/09/20116.
5253	- Transfer to the Surveillance Category as of 14/5/2021.
5275	- Transfer to the Surveillance Category as of 09/07/2020.

Securities Blocks Details

Securities	Block Volume	Price	Block Trade Value	Time of approval	Note
NATIONAL BANK (CR)	100,000	7.59	759,200.00	11:27:58	20
EUROBANK HOLDINGS (CR)	500,000	2.01	1,005,000.00	11:38:56	20
TERNA ENERGY (CR)	120,000	19.27	2,312,400.00	11:50:25	20
NATIONAL BANK (CR)	80,000	7.54	603,360.00	12:48:13	20
PIRAEUS FINANCIAL HOLD (CR)	175,000	3.98	696,500.00	13:10:43	20
PIRAEUS FINANCIAL HOLD (CR)	250,000	3.97	993,000.00	13:48:55	20
EUROBANK HOLDINGS (CR)	1,000,000	2.00	1,997,500.00	13:56:53	20
EUROBANK HOLDINGS (CR)	600,000	2.00	1,198,500.00	14:03:24	20
EUROBANK HOLDINGS (CR)	206,584	1.98	408,933.03	15:52:51	20
TERNA ENERGY (CR)	370,000	19.25	7,122,500.00	16:36:35	20
TERNA ENERGY (CR)	114,192	19.25	2,198,196.00	16:55:16	20
PIRAEUS FINANCIAL HOLD (CR)	315,000	3.90	1,227,870.00	17:15:14	20

Blocks Notes

9 - Method 6-1 / Special Fees

10 - Method 6-1 / Special Fees, SDS

14 - Method 6-3 / Settlement, Incomplete Buy and Sell

18 - Method 6-2 / SPOT 1

19 - Method 6-2 / SPOT 2

20 - Method 6-1 and Method 6-1 Same Day Settlement

21 - Other Pre-agreed

Shares Rights Details

Occured date	Exercise from	Exercise until	Trading until	Rights	Price min	Price max	Closing price	Last Bid	Last Ask	Volume	Trades	Transactions Value
--------------	---------------	----------------	---------------	--------	-----------	-----------	---------------	----------	----------	--------	--------	--------------------

No Rights Transactions.

Forced Sales Details

Securities	Category of Security	Transactions Volume	Number of Trades	Transactions Value	Note
------------	----------------------	------------------------	---------------------	-----------------------	------

No Forced Transactions.

Forced Sales Notes

- 1 - Compulsory Public Forced Sales
- 2 - Forced Sales of Fixed Registered Shares
- 3 - Forced Sales of Remaining Fractional Shares

Exchange Traded Funds (ETFs) Characteristics

	Transactions Date (T)	Creation / Redemption	Units (T-1)	New Units (T-1)	Redemption Units (T-1)	Units (T) [1]	Fund Assets [2]	Net Unit Price	Dividend per Unit	Dividend Date
ALPHA ETF FTSE Athex Large Cap	10/09/2024	5,000	971,502	---	---	971,502	33,776,790.00	34.7676	1.35	01/07/2024

ETFs Notes

[1] - Units (T) = Units (T-1) + New Units (T-1) - Redemption Units (T-1)

[2] - The Creation / Redemption Units of T-1 are included.

Non Convertible Corporate Bonds - Regulated Market

Num Listed Bonds	Nominal price	Issue price	Today's Rate	Exp. Date	Duration (years)	Note	Coupon		Trading Unit	Corporate Bonds	Accrued Int.	Yield.T.Mat	Price min	Price max	Closing price	Previous closing price/date	Volume	Transactions Value	Last order		ear min	Year max		
							Common	Preferred											Price	Buy / Sell			Date	
230,000	1,000.00	1,000.00	4.70	12/07/2029	7	---	5	---	1	LAMDA DEVELOPMENT S.A. (Non convertible)	8.0944	3.9290	101.3000	102.0000	101.5000	101.9000	09/09/2024	83,000	84,916.84	101.3000	B	10/09/2024	97.0000	103.0000
320,000	1,000.00	1,000.00	3.40	21/07/2027	7	---	9	---	1	LAMDA DEVELOPMENT S.A. (Non Convertible)	4.9111	4.0880	96.3000	98.4998	96.7018	97.1260	09/09/2024	142,000	139,331.42	96.3208	B	10/09/2024	92.0000	98.4998
200,000	1,000.00	1,000.00	2.10	27/10/2027	7	---	8	---	1	O.P.A.P. S.A. (Non Convertible)	7.9333	3.7170	94.2577	95.3800	94.5425	94.4240	09/09/2024	13,000	12,393.66	94.4000	B	10/09/2024	90.5800	96.6000
200,000	1,000.00	1,000.00	1.90	23/03/2028	7	---	7	---	1	MOTOR OIL CORINTH REFINERIES SA (Non Convertible)	8.9722	3.6370	93.7000	93.7300	93.7212	94.1310	09/09/2024	71,000	67,176.17	93.7101	B	10/09/2024	90.8477	94.5000
100,000	1,000.00	1,000.00	2.70	25/05/2026	5	---	7	---	1	COSTAMARE PARTICIPATIONS PLC (Non Convertible)	8.1000	3.8570	97.1000	98.0000	97.5621	97.0830	09/09/2024	81,000	79,681.40	97.1000	B	10/09/2024	94.2567	99.2686
300,000	1,000.00	1,000.00	2.30	20/07/2028	7	---	7	---	1	PRODEA REIC S.A.(Non Convertible)	3.3222	4.5550	91.2000	91.8000	91.4000	91.4580	09/09/2024	61,000	55,920.36	91.3100	B	10/09/2024	86.1234	92.4700
150,000	1,000.00	1,000.00	2.65	22/10/2026	5	---	6	---	1	CPLP SHIPPING HOLDINGS PLC (Non Convertible)	10.5264	4.3410	96.0000	96.2000	96.0222	96.0960	09/09/2024	138,000	133,960.08	96.0100	B	10/09/2024	93.0000	97.0000
250,000	1,000.00	1,000.00	2.45	16/11/2028	7	---	6	---	1	ELVALHALCOR S.A. (Non Convertible)	8.0986	4.1150	92.9000	93.9989	92.9440	93.2320	09/09/2024	154,000	144,718.54	92.6300	B	10/09/2024	88.4206	97.3000
120,000	1,000.00	1,000.00	2.65	06/12/2028	7	---	6	---	1	NOVAL PROPERTY REIC (Non Convertible)	7.2139	4.1230	93.1501	94.4999	93.5000	93.7160	09/09/2024	35,000	33,000.49	93.1500	B	10/09/2024	88.5000	95.2731
500,000	1,000.00	1,000.00	2.75	03/07/2027	7	---	9	---	1	GEK TERNA S.A. (Non Convertible)	5.4236	3.7800	95.8500	96.9900	96.2122	96.1580	09/09/2024	234,000	226,463.12	96.4000	B	10/09/2024	91.5500	96.9900
100,000	1,000.00	1,000.00	2.95	11/02/2027	5	---	6	---	1	SAFE BULKERS PARTICIPATIONS PLC (Non Convertible)	2.5403	3.8990	97.0000	97.9900	97.1980	97.9900	09/09/2024	5,000	4,872.60	97.0001	B	10/09/2024	92.0000	97.9900
120,000	1,000.00	1,000.00	3.95	04/04/2025	7	---	13	---	1	GEK TERNA S.A. (Non Convertible)	17.6653	4.1350	---	---	---	99.3000	05/09/2024	---	---	99.6000	B	10/09/2024	98.1282	100.1000
100,000	1,000.00	1,000.00	4.40	26/07/2029	7	---	5	---	1	CPLP SHIPPING HOLDINGS PLC (Non Convertible)	5.8667	4.1490	99.0000	100.2000	99.4148	100.4000	09/09/2024	32,000	32,000.45	99.0200	B	10/09/2024	95.0948	100.5000
199,375	1,000.00	1,000.00	3.60	12/03/2026	7	---	11	---	1	AEGEAN AIRLINES S.A. (Non Convertible)	---	3.4580	99.1000	99.5000	99.2000	99.5000	09/09/2024	23,000	22,834.00	99.2000	B	10/09/2024	97.1458	99.6000
150,000	1,000.00	1,000.00	2.60	22/10/2026	7	---	10	---	1	TERNA ENERGY FINANCE S.A. (Non Convertible)	10.3278	3.8690	96.5000	96.5000	96.5000	97.1980	09/09/2024	7,000	6,827.29	96.5500	B	10/09/2024	92.8293	97.9000
200,000	1,000.00	1,000.00	4.25	23/01/2029	5	---	2	---	1	AUTOHELLAS S.A. (Non Convertible)	6.0208	3.9030	100.0000	101.0000	100.9091	100.0000	09/09/2024	33,000	33,498.69	99.9300	B	10/09/2024	97.5000	101.0000
130,000	1,000.00	1,000.00	6.00	27/02/2029	5	---	2	---	1	INTRALOT S.A. (Non Convertible)	2.6667	5.2060	102.0900	102.2876	102.2876	102.3900	09/09/2024	17,000	17,408.54	102.1001	B	10/09/2024	100.0050	102.3899
100,000	1,000.00	1,000.00	2.80	25/01/2027	5	---	6	---	1	PREMIA S.A. (Non Convertible)	3.8111	4.8560	94.6012	94.9000	94.7859	94.8740	09/09/2024	14,000	13,323.38	94.6502	B	10/09/2024	90.9974	97.8048

Corporate Bonds Notes

Transactions Volume = (Pieces) * (Nominal Price). Transactions Value = (Pieces) * (Nominal Price) * (price %) + (Accrued interest).

The price of a Bond is stated as a percentage (%) of Bond's Nominal Price.

Nominal Price in Euros (€), except if it is noted differently.

Non Convertible Corporate Bonds - Regulated Market

Num Listed Bonds	Nominal price	Issue price	Today's Rate	Exp. Date	Duration (years)	Note	Coupon		Trading Unit	Corporate Bonds	Accrued Int.	Yield.T.Mat	Price min	Price max	Closing price	Previous closing price/date	Volume	Transactions Value	Last order			ear min	Year max	
							Common	Preferred											Price	Buy / Sell	Date			
500,000	1,000.00	1,000.00	4.00	10/07/2030	7	---	3	---	1	METLEN ENERGY & METALS S.A. (Non Convertible)	7.1111	3.5630	101.0000	101.5000	101.3050	101.3000	09/09/2024	651,000	663,902.20	101.1307	B	10/09/2024	98.3001	101.5000
100,000	1,000.00	1,000.00	5.50	15/12/2028	5	---	2	---	1	IDEAL HOLDINGS S.A. (Non Convertible)	13.2917	4.3880	103.1000	103.6500	103.3831	103.6800	09/09/2024	31,000	32,451.82	103.3000	B	10/09/2024	100.6502	104.1000
300,000	1,000.00	1,000.00	2.30	14/12/2028	7	---	6	---	1	GEK TERNA S.A. (Non Convertible)	5.7500	4.6880	90.3201	90.8000	90.3395	90.8000	09/09/2024	201,000	183,286.60	90.3202	B	10/09/2024	86.5021	92.7400

Corporate Bonds Notes

Transactions Volume = (Pieces) * (Nominal Price). Transactions Value = (Pieces) * (Nominal Price) * (price %) + (Accrued interest).

The price of a Bond is stated as a percentage (%) of Bond's Nominal Price.

Nominal Price in Euros (€), except if it is noted differently.

Government Bonds

Number Listed Bonds	Nominal price	Today's Rate	Accrued Interest Calc	Exp. Date [1]	Duration (years)	Note	Coupons Date	Curr. coupon value	Trading Unit	Government Bonds	Price min	Price max	Closing price	Previous closing price/date	Volume	Transactions Value	Price	Last order Buy / Sell	Date
3,000,000	1,000.00	4.13	Actual/Actual	15/06/2054	30	---	15/06	4.13	1	GGB-FXD-150654-30Y-4.125-1.000	---	---	---	---	---	---	---	---	---
4,700,000	1,000.00	1.88	Actual/Actual	04/02/2035	15	---	04/02	1.88	1	GGB-FXD-040235-15Y-1.875-1.000	---	---	---	---	---	---	---	---	---
6,000,000	1,000.00	0.75	Actual/Actual	18/06/2031	10	---	18/06	0.75	1	GGB-FXD-180631-10Y-0.750-1.000	---	---	---	---	---	---	---	---	---
3,600,000	1,000.00	3.88	Actual/Actual	15/06/2028	5	---	15/06	3.88	1	GGB-FXD-150628-05Y-3.875-1.000	---	---	---	---	---	---	---	---	---
5,962,747,327	1.00	3.75	Actual/Actual	30/01/2028	10	---	/02 - 01/02 - 31/	3.75	1	GGB-FXD-300128-10Y-3.750-1.000	---	---	---	85.4610 13/07/2018	---	---	1.0000	B	28/11/2018
7,067,309,386	1.00	3.90	Actual/Actual	30/01/2033	15	---	/02 - 01/02 - 31/	3.90	1	GGB-FXD-300133-15Y-3.900-1.000	---	---	---	78.6730 13/07/2018	---	---	1.0000	B	28/11/2018
5,622,848,349	1.00	4.00	Actual/Actual	30/01/2037	19	---	/02 - 01/02 - 31/	4.00	1	GGB-FXD-300137-19Y-4.000-1.000	---	---	---	77.0370 13/07/2018	---	---	1.0000	B	28/11/2018
5,476,770,669	1.00	4.20	Actual/Actual	30/01/2042	24	---	/02 - 01/02 - 31/	4.20	1	GGB-FXD-300142-24Y-4.200-1.000	---	---	---	77.7640 13/07/2018	---	---	1.0000	B	28/11/2018
4,450,000	1,000.00	3.38	Actual/Actual	15/06/2034	10	---	15/06	3.38	1	GGB-FXD-150634-10Y-3.375-1.000	---	---	---	---	---	---	---	---	---
40,248,141	1.00	4.30	Actual/Actual	24/02/2025	13	---	24/02	4.30	1	GGB-FXD-240225-13Y-2.000-1.000	---	---	---	10.0000 22/06/2015	---	---	---	---	---
59,586,043	1.00	4.30	Actual/Actual	24/02/2026	14	---	24/02	4.30	1	GGB-FXD-240226-14Y-2.000-1.000	---	---	---	10.0000 22/06/2015	---	---	---	---	---
41,118,344	1.00	4.30	Actual/Actual	24/02/2027	15	---	24/02	4.30	1	GGB-FXD-240227-15Y-2.000-1.000	---	---	---	10.0000 22/06/2015	---	---	---	---	---
45,137,734	1.00	4.30	Actual/Actual	24/02/2028	16	---	24/02	4.30	1	GGB-FXD-240228-16Y-2.000-1.000	---	---	---	10.0000 22/06/2015	---	---	---	---	---
61,768,888	1.00	4.30	Actual/Actual	24/02/2029	17	---	24/02	4.30	1	GGB-FXD-240229-17Y-2.000-1.000	---	---	---	10.0000 22/06/2015	---	---	---	---	---
54,567,744	1.00	4.30	Actual/Actual	24/02/2030	18	---	24/02	4.30	1	GGB-FXD-240230-18Y-2.000-1.000	---	---	---	10.0000 22/06/2015	---	---	---	---	---
37,541,515	1.00	4.30	Actual/Actual	24/02/2031	19	---	24/02	4.30	1	GGB-FXD-240231-19Y-2.000-1.000	---	---	---	10.0000 22/06/2015	---	---	---	---	---
37,558,317	1.00	4.30	Actual/Actual	24/02/2032	20	---	24/02	4.30	1	GGB-FXD-240232-20Y-2.000-1.000	---	---	---	10.0000 22/06/2015	---	---	---	---	---
37,473,732	1.00	4.30	Actual/Actual	24/02/2033	21	---	24/02	4.30	1	GGB-FXD-240233-21Y-2.000-1.000	---	---	---	10.0000 22/06/2015	---	---	---	---	---
33,888,293	1.00	4.30	Actual/Actual	24/02/2034	22	---	24/02	4.30	1	GGB-FXD-240234-22Y-2.000-1.000	---	---	---	10.0000 22/06/2015	---	---	---	---	---
35,177,800	1.00	4.30	Actual/Actual	24/02/2035	23	---	24/02	4.30	1	GGB-FXD-240235-23Y-2.000-1.000	---	---	---	10.0000 22/06/2015	---	---	---	---	---
35,547,268	1.00	4.30	Actual/Actual	24/02/2036	24	---	24/02	4.30	1	GGB-FXD-240236-24Y-2.000-1.000	---	---	---	10.0000 22/06/2015	---	---	---	---	---
40,246,306	1.00	4.30	Actual/Actual	24/02/2037	25	---	24/02	4.30	1	GGB-FXD-240237-25Y-2.000-1.000	---	---	---	10.0000 22/06/2015	---	---	---	---	---
37,643,952	1.00	4.30	Actual/Actual	24/02/2038	26	---	24/02	4.30	1	GGB-FXD-240238-26Y-2.000-1.000	---	---	---	10.0000 22/06/2015	---	---	---	---	---
36,977,100	1.00	4.30	Actual/Actual	24/02/2039	27	---	24/02	4.30	1	GGB-FXD-240239-27Y-2.000-1.000	---	---	---	10.0000 22/06/2015	---	---	---	---	---
41,615,000	1.00	4.30	Actual/Actual	24/02/2040	28	---	24/02	4.30	1	GGB-FXD-240240-28Y-2.000-1.000	---	---	---	10.0000 22/06/2015	---	---	---	---	---
42,227,208	1.00	4.30	Actual/Actual	24/02/2041	29	---	24/02	4.30	1	GGB-FXD-240241-29Y-2.000-1.000	---	---	---	10.0000 22/06/2015	---	---	---	---	---
68,288,487	1.00	4.30	Actual/Actual	24/02/2042	30	---	24/02	4.30	1	GGB-FXD-240242-30Y-2.000-1.000	---	---	---	10.0000 22/06/2015	---	---	---	---	---
4,250,000	1,000.00	3.88	Actual/Actual	12/03/2029	10	---	12/03	3.88	1	GGB-FXD-120329-10Y-3.875-1.000	---	---	---	---	---	---	100.0000	B	15/10/2019
4,500,000	1,000.00	0.00	Actual/Actual	12/02/2026	5	---	12/02	0.00	1	GGB-FXD-120226-05Y-3.000-1.000	---	---	---	---	---	---	---	---	---
2,209,163	1,000.00	3.38	Actual/Actual	15/02/2025	7	---	15/02	3.38	1	GGB-FXD-150225-07Y-3.375-1.000	---	---	---	---	---	---	---	---	---
964,000	1,000.00	3.25	Actual/Actual	20/03/2025	6	---	20/03	3.25	1	GGB-FXD-200325-06Y-3.250-1.000	---	---	---	---	---	---	---	---	---
2,100,000	1,000.00	3.55	Actual/Actual	20/03/2026	7	---	20/03	3.55	1	GGB-FXD-200326-07Y-3.550-1.000	---	---	---	---	---	---	---	---	---
5,500,000	1,000.00	1.50	Actual/Actual	18/06/2030	10	---	18/06	1.50	1	GGB-FXD-180630-10Y-1.500-1.000	---	---	---	---	---	---	---	---	---
3,500,000	1,000.00	4.38	Actual/Actual	18/07/2038	15	---	18/07	4.38	1	GGB-FXD-180738-15Y-4.375-1.000	---	---	---	---	---	---	---	---	---

Government Bonds Notes

Transactions Volume = (Pieces) * (Nominal Price). Transactions Value = (Pieces) * (Nominal Price) * (price %) + (Accrued interest).

The Value of current coupon for the issues with NV 0.01 euro refers to NV 100 euros

FLR: Floating Interest Rate.

[1] - The Expiration Date of the interest bearing period and the Date for coupon payment.

Government Bonds

Number Listed Bonds	Nominal price	Today's Rate	Accrued Interest Calc	Exp. Date [1]	Duration (years)	Note	Coupons Date	Curr. coupon value	Trading Unit	Government Bonds	Price min	Price max	Closing price	Previous closing price/date	Volume	Transactions Value	Price	Last order Buy / Sell	Date
40,000	1,000.00	4.67	FLR	Actual/360	18/09/2024	1	---	18/09 - 19/03	---	1	GGB-FLT-180924-01Y-4.670-1.000	---	---	---	---	---	---	---	---
5,364,250	1,000.00	3.25		Actual/Actual	20/03/2050	30	---	20/03	3.25	1	GGB-FXD-200350-30Y-3.250-1.000	---	---	---	---	---	---	---	---
3,924,361	1,000.00	2.00		Actual/Actual	22/04/2027	7	---	22/04	2.00	1	GGB-FXD-220427-07Y-2.000-1.000	---	---	---	---	---	99.9000	B	22/04/2020
2,500,000	1,000.00	1.88		Actual/Actual	23/07/2026	7	---	23/07	1.88	1	GGB-FXD-230726-07Y-1.875-1.000	---	---	---	---	---	---	---	---
4,900,000	1,000.00	4.25		Actual/Actual	15/06/2033	10	---	15/06	4.25	1	GGB-FXD-150633-10Y-4.250-1.000	---	---	---	---	---	---	---	---
3,500,000	1,000.00	1.88		Actual/Actual	24/01/2052	30	---	24/01	1.88	1	GGB-FXD-240152-30Y-1.875-1.000	---	---	---	---	---	---	---	---
3,700,000	1,000.00	1.75		Actual/Actual	18/06/2032	10	---	18/06	1.75	1	GGB-FXD-180632-10Y-1.750-1.000	---	---	---	---	---	---	---	---
2,200,000	1,000.00	1.13	FLR	Actual/360	15/12/2027	5	---	- 15/12 - 15/03 -	---	1	GGB-FLT-151227-05Y-1.130-1.000	---	---	---	---	---	102.1600	B	30/12/2022

Government Bonds Notes

Transactions Volume = (Pieces) * (Nominal Price). Transactions Value = (Pieces) * (Nominal Price) * (price %) + (Accrued interest).

The Value of current coupon for the issues with NV 0.01 euro refers to NV 100 euros

FLR: Floating Interest Rate.

[1] - The Expiration Date of the interest bearing period and the Date for coupon payment.

Treasury Bills & Zero Coupon Government Bonds

Issue Date	13-Week Maturity									26-Week Maturity									52-Week Maturity								
	Exp. Date	Initial Rate	Num Listed Bonds	Nominal price	Issue price	Last Trade Price	Last Trade Date	Volume Traded	Note	Exp. Date	Initial Rate	Num Listed Bonds	Nominal price	Issue price	Last Trade Price	Last Trade Date	Volume Traded	Note	Exp. Date	Initial Rate	Num Listed Bonds	Nominal price	Issue price	Last Trade Price	Last Trade Date	Volume Traded	Note
08/12/2023	---	---	---	---	---	---	---	---	---	---	---	---	---	---	---	---	---	---	06/12/2024	3.70	600,000	1,000.00	963.90	---	---	---	---
08/03/2024	---	---	---	---	---	---	---	---	---	---	---	---	---	---	---	---	---	---	07/03/2025	3.73	812,500	1,000.00	963.70	---	---	---	---
07/06/2024	---	---	---	---	---	---	---	---	---	---	---	---	---	---	---	---	---	---	06/06/2025	3.34	600,000	1,000.00	967.30	---	---	---	---

Bonds in Circulation	Currency / Min nominal traded Value	Coupons Payment Date	Current Coupon Value	Note	Coupon	Trading Unit	Issue Date	Duration (years)	Today's Interest	A.I.C in days	Bonds	Last price of previous days		Last Outcry in Cash (euro)		Trades in Pieces	Life min	Life Max	
												Price	Buy / Sell	Price	Buy / Sell				
Corporate Bonds in Foreign Currency and Euro																			
103,746	GBP / 10	01/12	0.25	---	65	1	01/12/1930	98	2.5	360	National Mortgage Bank	2.27	05/02/1996	2.27	S	05/02/1996	---	2.27	2.27
0	GBP / 10	01/12	0.25	---	67	1	01/12/1928	100	2.5	360	National Mortgage Bank	---	---	---	---	---	---	---	---

Government Bonds Notes

A.I.C: Accrued Interest Calculation base.

FLR: Floating Interest Rate.

The minimum tradeable Nominal Value for all Demeterialised Government Titles is 100 Euros.

(μφρ-0)

Athex & ATHEXClear Members List

Member Name				Stock Market			Derivatives Market		ATHEXClear Member	
	Address	Phone	Fax	Market Member	Remote Member	Market Maker	Proprietary	Market Maker	General Clearing	Direct Clearing
A. SARRIS SECURITIES S.A.				a						
6, ΔΡΑΓΑΤΣΑΝΙΟΥ 6 ΑΘΗΝΑ	2103367700									
ΑΕΟΝIC SECURITIES C.I.F. P.L.C.				a						
, ΛΑΪΟΥ 6, ΓΡ. 301B, ANNA COURT	35725337600									
ALPHA BANK S.A.									a	
, ΣΤΑΔΙΟΥ 40 ΑΘΗΝΑ	2103260000									
ALPHA FINANCE INVESTMENT SERVICES SINGLE MEMBER SA				a		a	a	a		a
5, ΠΑΝΕΠΙΣΤΗΜΙΟΥ 45 ΑΘΗΝΑ	2103677400									
ARGUS STOCKBROKERS LTD				a	a		a			
25, 25 ΛΕΩΦΟΡΟΣ ΔΗΜΟΣΘΕΝΗ ΣΕΒΕΡΗ	0035722717000									
ATHLOS CAPITAL INVESTMENT SERVICES LTD					a					
, 17 STASINOU AVENUE, BEDIZIA TOWER, 6TH & 7TH FL.	35722110777									
ATLANTIC SECURITIES LTD				a	a					
37, ΠΡΟΔΡΟΜΟΥ 37	0035722445400									
AXON SECURITIES S.A.				a			a			
48, ΣΤΑΔΙΟΥ 48 ΑΘΗΝΑ	2103363800									
BETA SECURITIES S.A.				a		a	a			a
29, ΑΛΕΞΑΝΔΡΑΣ 29 ΑΘΗΝΑ	210 6478900									
BNP PARIBAS S.A.									a	
, ΛΑΜΨΑΚΟΥ 2 ΑΘΗΝΑ	2107468525									
BOFA SECURITIES EUROPE SA				a	a					
, 51 RUE LA BOÉTIE	+33 153655555									
CITIGROUP GLOBAL MARKETS EUROPE AG				a	a					
16, REUTERWEG 16	+49 691366-0									
CITIGROUP GLOBAL MARKETS LIMITED				a						
1, 33 CANADA SQUARE -CANARY WHARF	+44 02079864000									
CREDIT SUISSE BANK (EUROPE), S.A.				a						
, CALLE AYALA 42, 3A PLANTA-B MADRID	+34917916000									
CREDIT SUISSE SECURITIES (EUROPE) LIMITED				a						
1, ONE CABOT SQUARE LONDON	+44 2078888888									
CYCLOS SECURITIES S.A.				a			a			
39, ΧΑΡΙΛΑΟΥ ΤΡΙΚΟΥΠΗ 6-8-10 ΑΘΗΝΑ	2103364300									
DEUTSCHE BANK S.A.					a					
1, GREAT WINCHESTER STREET LONDON	+44 20 754 54209	00441133361437								
EUROBANK EQUITIES INVESTMENT FIRM SINGLE MEMBER SA				a		a	a	a		a
, ΦΙΛΕΛΛΗΝΩΝ 10 & ΞΕΝΟΦΩΝΤΟΣ 13 ΑΘΗΝΑ	2103720425									
EUROBANK S.A.									a	
, ΟΘΩΝΟΣ 8 ΑΘΗΝΑ	2144043907									
EUROCORP INVESTMENT SERVICES S.A.				a			a			a
14, ΠΛ.ΦΙΛΙΚΗΣ ΕΤΑΙΡΕΙΑΣ 14 ΑΘΗΝΑ	2107263600									
EUROTRUST INVESTMENT FIRM SA				a						
113, ΣΕΒΑΣΤΟΥΠΟΛΕΩΣ 113 ΑΘΗΝΑ	2103363100									
EUROXX SECURITIES S.A.				a		a	a	a		a
7, ΠΑΛΕΟΛΟΓΟΥ ΧΑΛΑΝΔΡΙ	+30 2106879400	210-6879401								
7, ΠΑΛΑΙΟΛΟΓΟΥ ΧΑΛΑΝΔΡΙ	(210)-6879400	(210)-6879401								
FREEDOM FINANCE EUROPE LTD				a	a					
, ΧΡΙΣΤΑΚΗ ΚΡΑΝΟΥ 20	035725257786									
G. A. PERVANAS SECURITIES- INVESTMENT SERVICES S.A.				a						
7-9, ΣΟΦΟΚΛΕΟΥΣ 7-9 ΑΘΗΝΑ	2103727200									
GLOBAL CAPITAL SECURITIES & FINANCIAL SERVICES LTD				a	a					
50, ΛΑΡΧΙΕΠΙΣΚΟΠΟΥ ΜΑΚΑΡΙΟΥ Γ50	0035722710710									
GREENPOST TRADING EUROPE LTD				a	a					
, ΚΙΜΩΝΟΣ 3, ACROPOLIS MANSIONS, 2ND FLOOR, FLAT/OFFICE 202	035722521389									
HELLENIC AMERICAN SECURITIES S.A.				a		a	a			a
27, ΑΝΔΡΕΑ ΠΑΠΑΝΔΡΕΟΥ 27 ΜΑΡΟΥΣΙ	2103311100									
HELLENIC BANK (INVESTMENTS) LTD					a					
, ΑΥΞ.ΚΥΡΙΑΚΟΥ ΜΑΤΣΙ 31 - PO BOX 24747 NICOSIA	+357 22500100	357 22500110								
HSBC CONTINENTAL EUROPE									a	
109-111, Α.ΜΕΣΟΓΕΙΩΝ 109-111	2106960000									
INDEX SECURITIES S.A.				a						
6, ΔΡΑΓΑΤΣΑΝΙΟΥ 6 ΑΘΗΝΑ	2103213920									
J. CHR. MAVRIKIS SECURITIES S.A.				a						
5, ΣΟΦΟΚΛΕΟΥΣ 5 ΑΘΗΝΑ	2103216730									

Athex & ATHEXClear Members List

Member Name				Stock Market			Derivatives Market		ATHEXClear Member	
	Address	Phone	Fax	Market Member	Remote Member	Market Maker	Proprietary	Market Maker	General Clearing	Direct Clearing
KAPPA SECURITIES S.A.				a			a			
15, ΒΑΛΑΟΡΙΤΟΥ 15 ΑΘΗΝΑ	2103678600									
KARAMANOF SECURITIES & INVESTMENT SERVICES S.A.				a						
2, ΠΛ.ΑΓ.ΘΕΟΔΩΡΩΝ 2 ΑΘΗΝΑ	2103212947									
LAIKI FINANCIAL SERVICES LTD					a					
26, AVE. VYRONOS NICOSIA	357 22367367	357 22718567								
LEON DEPOLAS SECURITIES S.A.				a		a	a			
1, ΧΡΗΣΤΟΥ ΛΑΔΑ 1 ΑΘΗΝΑ	2103213276 -28									
MEGA EQUITY SECURITIES & FINANCIAL SERVICES PUBLIC LTD				a	a		a			
42-44, ΛΕΩΦ.ΓΡΙΒΑ ΔΙΓΕΝΗ 42-44	0035722711711									
MERIT SECURITIES S.A				a		a	a			a
5, ΣΟΦΟΚΛΕΟΥΣ 5 ΑΘΗΝΑ	2141008814									
MERRILL LYNCH INTERNATIONAL				a						
2 , 2 KING EDWARD STREET LONDON	+44 20276281000									
N. CHRYSOCHOIDIS STOCK BROKERAGE I.S.S.A.				a			a			a
7-9, ΣΟΦΟΚΛΕΟΥΣ 7-9 ΑΘΗΝΑ	2103213913									
NATIONAL BANK OF GREECE S.A.				a		a	a		a	
86, ΑΙΟΛΟΥ STR. ΑΘΗΝΑ	(210)-3341000	(210)-3228187								
68, ΑΚΑΔΙΜΙΑΣ STR. ΑΘΗΝΑ	(210)-3328817	(210)-3328678								
NATIONAL SECURITIES SINGLE MEMBER SA				a		a	a	a		
66, ΛΕΩΦΟΡΟΣ ΑΘΗΝΩΝ 128-132 & ΙΦΙΓΕΝΙΑΣ ΑΘΗΝΑ	2103328784									
NUNTIUS BROKERAGE AND INVESTMENT SERVICES SINGLE MEMBER S.A.				a			a			
6, ΔΡΑΓΑΤΣΑΝΙΟΥ 6 ΑΘΗΝΑ	2103350599									
ONE PLUS CAPITAL LIMITED				a	a					
, 75 PRODROMOU AVENUE NICOSIA 1307	35722873760									
OPTIMA BANK S.A.				a		a	a	a	a	
, ΑΙΓΙΑΛΕΙΑΣ 32 & ΠΑΡΑΔΕΙΣΟΥ ΜΑΡΟΥΣΙ	210 8173000									
PANCRETA BANK S.A									a	
, ΙΚΑΡΟΥ 5	2810338746									
PANTELAKIS SECURITIES S.A.				a		a	a	a		
57, ΕΘΝΙΚΗΣ ΑΝΤΙΣΤΑΣΕΩΣ 57, ΚΤΙΠΙΟ Β CHALANDRI	2106965000								a	
PIRAEUS BANK S.A.				a			a			
, ΑΜΕΡΙΚΗΣ 4 ΑΘΗΝΑ	2103335000									
PIRAEUS SECURITIES S. A.				a		a	a	a		a
10, ΣΤΑΔΙΟΥ 10 ΑΘΗΝΑ	2103354100									
PROCHOICE SECURITIES LTD				a	a					
57, ΛΕΩΦ.ΣΠΥΡΟΥ ΚΥΠΡΙΑΝΟΥ 57, ΑΚΙΝΗΤΑ Φ	035724661192									
SHARELINK SECURITIES & FINANCIAL SERVICES LTD				a			a			
6 , HOUSE-ΘΕΟΤΟΚΗ 6 ΜΕΓΑΡΟ ΕΛΜΗΝΑ	+357 22554200									
SOCIETE GENERALE S.A.				a	a		a			
, 17 COURS VALMY, CEDEX	+157290504									
SOLIDUS SECURITIES S.A				a			a			a
64, ΛΟΥΙΖΗΣ ΠΙΑΝΚΟΥΡ 64 ΑΘΗΝΑ	2106900605									
ST. EM. LAVRENTAKIS SECURITIES S.A.				a						
7-9, ΣΟΦΟΚΛΕΟΥΣ 7-9 ΑΘΗΝΑ	2103213336									
THE CYPRUS INVESTMENT & SECURITIES CORPORATION LTD				a	a					
154, 1 AG. PROKOPIΟΥ & POSIDONOS 1ST FLOOR	0035722121700									
UBS EUROPE SE				a	a					
, OPERNTURM, BOCKENHEIMER LANDSTRASSE 2-4	496921790									
UBS LIMITED					a					
1 , FINSBURY AVENUE LONDON	+44 2075687135									
VIGOR FINANCE INVESTMENT SERVICES S.A.				a			a	a		
, ΨΥΧΑΡΗ 14 Ν. ΨΥΧΙΚΟ	2106718400									

List of Stocks under Market Making operations

Securities	Market Maker	Start Market Making	Stock Category
MLS MULTIMEDIA SA (CR)			Suspension Status
	PIRAEUS SECURITIES S. A.	01/08/2019	
ALPHA ETF FTSE Athex Large Cap			Exchange Traded Funds (ETFs)
	ALPHA FINANCE INVESTMENT SERVICES SINGLE MEMBER SA	02/01/1900	
	NATIONAL SECURITIES SINGLE MEMBER SA	02/01/1900	
ADMIE (IPTO) HOLDING S.A. (CR)			Main Market
	EUROBANK EQUITIES INVESTMENT FIRM SINGLE MEMBER SA	24/05/2021	
	HELLENIC AMERICAN SECURITIES S.A.	09/03/2020	
	PIRAEUS SECURITIES S. A.	29/06/2017	
AEGEAN AIRLINES (CR)			Main Market
	EUROBANK EQUITIES INVESTMENT FIRM SINGLE MEMBER SA	22/09/2020	
ALPHA SERVICES HOLD (CR)			Main Market
	ALPHA FINANCE INVESTMENT SERVICES SINGLE MEMBER SA	29/02/2016	
	EUROBANK EQUITIES INVESTMENT FIRM SINGLE MEMBER SA	22/10/2006	
	HELLENIC AMERICAN SECURITIES S.A.	25/07/2014	
	LEON DEPOLAS SECURITIES S.A.	04/01/2016	
	MERIT SECURITIES S.A	03/09/2012	
	NATIONAL SECURITIES SINGLE MEMBER SA	02/01/1900	
	PIRAEUS SECURITIES S. A.	28/05/2009	
ALPHA TRUST HOLDINGS (CR)			Main Market
	EUROBANK EQUITIES INVESTMENT FIRM SINGLE MEMBER SA	06/02/2023	
	LEON DEPOLAS SECURITIES S.A.	04/01/2021	
ALUMIL (CR)			Main Market
	PIRAEUS SECURITIES S. A.	31/07/2023	
ANDROMEDA SA (CR)			Main Market
	BETA SECURITIES S.A.	15/02/2021	
	OPTIMA BANK S.A.	03/04/2023	
AS COMPANY SA (CR)			Main Market
	EUROBANK EQUITIES INVESTMENT FIRM SINGLE MEMBER SA	01/04/2019	
	PANTELAKIS SECURITIES S.A.	02/09/2024	
ATHENS INTL AIRPORT (CR)			Main Market
	PIRAEUS SECURITIES S. A.	03/06/2024	
ATTICA BANK S.A. (CR)			Main Market
	EUROXX SECURITIES S.A.	22/01/2016	
AUSTRIACARD (CB)			Main Market
	BETA SECURITIES S.A.	23/03/2023	
	EUROXX SECURITIES S.A.	10/06/2024	
	PIRAEUS SECURITIES S. A.	02/08/2024	
AUTOHELLAS SA (CR)			Main Market
	ALPHA FINANCE INVESTMENT SERVICES SINGLE MEMBER SA	01/07/2019	
	EUROXX SECURITIES S.A.	02/07/2018	
AVAX S.A. (CR)			Main Market
	EUROBANK EQUITIES INVESTMENT FIRM SINGLE MEMBER SA	14/12/2015	
	OPTIMA BANK S.A.	04/09/2023	
	PIRAEUS SECURITIES S. A.	01/02/2021	
AVE (CR)			Main Market
	EUROXX SECURITIES S.A.	05/06/2020	
BRIQ PROPERTIES (CR)			Main Market
	EUROBANK EQUITIES INVESTMENT FIRM SINGLE MEMBER SA	09/09/2019	
	LEON DEPOLAS SECURITIES S.A.	22/02/2021	
	PIRAEUS SECURITIES S. A.	05/02/2024	
CC HBC AG (CR)			Main Market
	BETA SECURITIES S.A.	08/03/2021	
	NATIONAL SECURITIES SINGLE MEMBER SA	02/01/1900	
	PIRAEUS SECURITIES S. A.	04/05/2015	
CENERGY HOLDINGS (CB)			Main Market
	ALPHA FINANCE INVESTMENT SERVICES SINGLE MEMBER SA	02/01/2016	
	EUROBANK EQUITIES INVESTMENT FIRM SINGLE MEMBER SA	02/01/2016	
	OPTIMA BANK S.A.	14/03/2022	
	PANTELAKIS SECURITIES S.A.	27/12/2022	
CNL CAPITAL (CR)			Main Market
	MERIT SECURITIES S.A	01/10/2018	
DIMAND (CR)			Main Market
	ALPHA FINANCE INVESTMENT SERVICES SINGLE MEMBER SA	08/08/2022	
	EUROBANK EQUITIES INVESTMENT FIRM SINGLE MEMBER SA	08/08/2022	
	PANTELAKIS SECURITIES S.A.	15/05/2023	

List of Stocks under Market Making operations

Securities	Stock Category
Market Maker	Start Market Making
EKTER SA (CR)	Main Market
BETA SECURITIES S.A.	26/09/2022
EUROBANK EQUITIES INVESTMENT FIRM SINGLE MEMBER SA	16/10/2017
LEON DEPOLAS SECURITIES S.A.	21/05/2018
ELASTRON (CR)	Main Market
LEON DEPOLAS SECURITIES S.A.	20/02/2017
ELLAKTOR (CR)	Main Market
ALPHA FINANCE INVESTMENT SERVICES SINGLE MEMBER SA	18/03/2019
EUROBANK EQUITIES INVESTMENT FIRM SINGLE MEMBER SA	01/06/2012
EUROXX SECURITIES S.A.	24/09/2018
NATIONAL SECURITIES SINGLE MEMBER SA	02/01/1900
PIRAEUS SECURITIES S. A.	22/10/2018
ELTON SA (CR)	Main Market
OPTIMA BANK S.A.	30/01/2023
ELVALHALCOR (CR)	Main Market
ALPHA FINANCE INVESTMENT SERVICES SINGLE MEMBER SA	07/05/2018
BETA SECURITIES S.A.	09/01/2023
EUROBANK EQUITIES INVESTMENT FIRM SINGLE MEMBER SA	07/05/2018
EUROBANK HOLDINGS (CR)	Main Market
ALPHA FINANCE INVESTMENT SERVICES SINGLE MEMBER SA	09/01/2006
EUROBANK EQUITIES INVESTMENT FIRM SINGLE MEMBER SA	01/06/2012
HELLENIC AMERICAN SECURITIES S.A.	25/07/2014
LEON DEPOLAS SECURITIES S.A.	30/11/2018
MERIT SECURITIES S.A.	06/11/2017
NATIONAL SECURITIES SINGLE MEMBER SA	02/01/1900
PIRAEUS SECURITIES S. A.	28/09/2009
EUROCONSULTANTS S.A. (CR)	Main Market
EUROBANK EQUITIES INVESTMENT FIRM SINGLE MEMBER SA	22/07/2014
OPTIMA BANK S.A.	01/02/2023
EYDAP S.A. (CR)	Main Market
ALPHA FINANCE INVESTMENT SERVICES SINGLE MEMBER SA	27/01/2020
EUROBANK EQUITIES INVESTMENT FIRM SINGLE MEMBER SA	10/06/2019
FOURLIS (CR)	Main Market
EUROBANK EQUITIES INVESTMENT FIRM SINGLE MEMBER SA	01/12/2016
PIRAEUS SECURITIES S. A.	06/03/2017
GEK TERNA (CR)	Main Market
BETA SECURITIES S.A.	08/03/2021
EUROBANK EQUITIES INVESTMENT FIRM SINGLE MEMBER SA	24/05/2021
PIRAEUS SECURITIES S. A.	29/08/2019
GR. SARANTIS S.A. (CR)	Main Market
BETA SECURITIES S.A.	14/05/2012
EUROBANK EQUITIES INVESTMENT FIRM SINGLE MEMBER SA	24/10/2016
PIRAEUS SECURITIES S. A.	02/04/2024
HELLENIC EXCHANGES-A.S.E. (CR)	Main Market
HELLENIC AMERICAN SECURITIES S.A.	01/09/2014
NATIONAL SECURITIES SINGLE MEMBER SA	02/01/1900
PIRAEUS SECURITIES S. A.	04/05/2015
HELLENIQ ENERGY (CR)	Main Market
ALPHA FINANCE INVESTMENT SERVICES SINGLE MEMBER SA	07/11/2023
EUROBANK EQUITIES INVESTMENT FIRM SINGLE MEMBER SA	01/11/2023
HELLENIC AMERICAN SECURITIES S.A.	14/09/2015
PIRAEUS SECURITIES S. A.	20/03/2017
IDEAL HOLDINGS (CR)	Main Market
EUROBANK EQUITIES INVESTMENT FIRM SINGLE MEMBER SA	07/06/2021
PIRAEUS SECURITIES S. A.	07/06/2021
INTERCONTINENTAL (CR)	Main Market
LEON DEPOLAS SECURITIES S.A.	03/06/2019
INTERLIFE G.C.I.(CR)	Main Market
PIRAEUS SECURITIES S. A.	22/01/2024
INTERWOOD-XYLEMPORIA (CR)	Main Market
EUROBANK EQUITIES INVESTMENT FIRM SINGLE MEMBER SA	05/07/2021
PANTELAKIS SECURITIES S.A.	01/07/2021
INTRAKAT (CR)	Main Market
BETA SECURITIES S.A.	04/10/2021
PANTELAKIS SECURITIES S.A.	10/10/2022

List of Stocks under Market Making operations

Securities	Stock Category
Market Maker	Start Market Making
JUMBO SA (CR)	Main Market
BETA SECURITIES S.A.	01/02/2021
EUROBANK EQUITIES INVESTMENT FIRM SINGLE MEMBER SA	25/05/2020
MERIT SECURITIES S.A.	06/11/2017
PIRAEUS SECURITIES S. A.	06/03/2017
KLOUKINAS - LAPPAS SA (CR)	Main Market
OPTIMA BANK S.A.	02/01/2023
KRI-KRI S.A. (CR)	Main Market
EUROBANK EQUITIES INVESTMENT FIRM SINGLE MEMBER SA	07/05/2018
PIRAEUS SECURITIES S. A.	11/12/2023
LAMDA DEVELOPMENT SA (CR)	Main Market
EUROBANK EQUITIES INVESTMENT FIRM SINGLE MEMBER SA	08/12/2014
PANTELAKIS SECURITIES S.A.	06/11/2017
PIRAEUS SECURITIES S. A.	29/06/2017
LAMPASA HOTEL SA (CR)	Main Market
LEON DEPOLAS SECURITIES S.A.	16/01/2017
METLEN ENERGY & METALS (CR)	Main Market
ALPHA FINANCE INVESTMENT SERVICES SINGLE MEMBER SA	15/04/2019
BETA SECURITIES S.A.	11/04/2022
EUROBANK EQUITIES INVESTMENT FIRM SINGLE MEMBER SA	20/09/2017
MERIT SECURITIES S.A.	25/02/2019
NATIONAL SECURITIES SINGLE MEMBER SA	02/01/1900
PIRAEUS SECURITIES S. A.	04/05/2015
MOTODYNAMICS S.A. (CR)	Main Market
ALPHA FINANCE INVESTMENT SERVICES SINGLE MEMBER SA	12/08/2024
OPTIMA BANK S.A.	25/08/2023
MOTOR OIL (CR)	Main Market
BETA SECURITIES S.A.	08/03/2021
EUROBANK EQUITIES INVESTMENT FIRM SINGLE MEMBER SA	22/10/2006
LEON DEPOLAS SECURITIES S.A.	01/04/2019
MERIT SECURITIES S.A.	25/02/2019
NATIONAL SECURITIES SINGLE MEMBER SA	02/01/1900
PIRAEUS SECURITIES S. A.	04/05/2015
MPLE KEDROS (CR)	Main Market
OPTIMA BANK S.A.	16/10/2023
OPTIMA BANK S.A.	08/11/2023
NAFPAKTOS TEXTILE (CR)	Main Market
OPTIMA BANK S.A.	29/01/2024
NATIONAL BANK (CR)	Main Market
ALPHA FINANCE INVESTMENT SERVICES SINGLE MEMBER SA	09/01/2006
EUROBANK EQUITIES INVESTMENT FIRM SINGLE MEMBER SA	22/10/2006
HELLENIC AMERICAN SECURITIES S.A.	25/07/2014
LEON DEPOLAS SECURITIES S.A.	20/05/2015
MERIT SECURITIES S.A.	03/09/2012
NATIONAL SECURITIES SINGLE MEMBER SA	02/01/1900
PIRAEUS SECURITIES S. A.	08/09/2008
NOVAL PROPERTY REIC (CR)	Main Market
ALPHA FINANCE INVESTMENT SERVICES SINGLE MEMBER SA	05/06/2024
PIRAEUS SECURITIES S. A.	05/06/2024
OPAP (CR)	Main Market
ALPHA FINANCE INVESTMENT SERVICES SINGLE MEMBER SA	09/01/2006
EUROBANK EQUITIES INVESTMENT FIRM SINGLE MEMBER SA	22/10/2006
HELLENIC AMERICAN SECURITIES S.A.	25/07/2014
MERIT SECURITIES S.A.	20/03/2017
NATIONAL SECURITIES SINGLE MEMBER SA	02/01/1900
PIRAEUS SECURITIES S. A.	04/05/2015
OPTIMA BANK (CR)	Main Market
ALPHA FINANCE INVESTMENT SERVICES SINGLE MEMBER SA	12/12/2023
EUROBANK EQUITIES INVESTMENT FIRM SINGLE MEMBER SA	11/12/2023
OPTIMA BANK S.A.	06/11/2023
ORILINA PROPERTIES REIC (CR)	Main Market
EUROBANK EQUITIES INVESTMENT FIRM SINGLE MEMBER SA	11/12/2023
LEON DEPOLAS SECURITIES S.A.	11/12/2023

List of Stocks under Market Making operations

Securities	Stock Category
Market Maker	Start Market Making
OTE (CR)	Main Market
ALPHA FINANCE INVESTMENT SERVICES SINGLE MEMBER SA	09/01/2006
EUROBANK EQUITIES INVESTMENT FIRM SINGLE MEMBER SA	22/10/2006
HELLENIC AMERICAN SECURITIES S.A.	25/07/2014
LEON DEPOLAS SECURITIES S.A.	20/04/2015
MERIT SECURITIES S.A	20/03/2017
NATIONAL SECURITIES SINGLE MEMBER SA	02/01/1900
PIRAEUS SECURITIES S. A.	08/09/2008
P.P.A. S.A. (CR)	Main Market
EUROBANK EQUITIES INVESTMENT FIRM SINGLE MEMBER SA	06/02/2019
PAPOUTSANIS (CR)	Main Market
ALPHA FINANCE INVESTMENT SERVICES SINGLE MEMBER SA	19/11/2018
BETA SECURITIES S.A.	25/11/2013
PERFORMANCE TECHNOLOGIES (CR)	Main Market
EUROBANK EQUITIES INVESTMENT FIRM SINGLE MEMBER SA	22/02/2021
PANTELAKIS SECURITIES S.A.	08/03/2021
PETROPOULOS PETROS (CR)	Main Market
EUROBANK EQUITIES INVESTMENT FIRM SINGLE MEMBER SA	01/04/2019
PANTELAKIS SECURITIES S.A.	16/03/2020
PIRAEUS FINANCIAL HOLD (CR)	Main Market
ALPHA FINANCE INVESTMENT SERVICES SINGLE MEMBER SA	15/04/2019
EUROBANK EQUITIES INVESTMENT FIRM SINGLE MEMBER SA	22/10/2006
EUROXX SECURITIES S.A.	15/02/2016
HELLENIC AMERICAN SECURITIES S.A.	25/07/2014
LEON DEPOLAS SECURITIES S.A.	30/11/2018
MERIT SECURITIES S.A	16/09/2013
NATIONAL SECURITIES SINGLE MEMBER SA	02/01/1900
PIRAEUS SECURITIES S. A.	16/02/2009
PPC (CR)	Main Market
ALPHA FINANCE INVESTMENT SERVICES SINGLE MEMBER SA	09/01/2006
BETA SECURITIES S.A.	01/02/2021
EUROBANK EQUITIES INVESTMENT FIRM SINGLE MEMBER SA	22/10/2006
HELLENIC AMERICAN SECURITIES S.A.	01/09/2014
MERIT SECURITIES S.A	06/11/2017
NATIONAL SECURITIES SINGLE MEMBER SA	02/01/1900
PIRAEUS SECURITIES S. A.	28/09/2009
PREMIA (CR)	Main Market
BETA SECURITIES S.A.	01/06/2021
LEON DEPOLAS SECURITIES S.A.	05/12/2022
PANTELAKIS SECURITIES S.A.	23/12/2021
PROFILE SA (CR)	Main Market
OPTIMA BANK S.A.	03/04/2023
PANTELAKIS SECURITIES S.A.	01/07/2019
QUALITY & RELIABILITY SA (CR)	Main Market
OPTIMA BANK S.A.	03/01/2023
QUEST HOLDINGS (CR)	Main Market
BETA SECURITIES S.A.	26/03/2018
EUROBANK EQUITIES INVESTMENT FIRM SINGLE MEMBER SA	28/01/2019
REVOIL (CR)	Main Market
BETA SECURITIES S.A.	26/06/2023
OPTIMA BANK S.A.	15/04/2024
SIDMA STEEL (CR)	Main Market
OPTIMA BANK S.A.	25/05/2023
SPACE HELLAS SA (CR)	Main Market
MERIT SECURITIES S.A	09/12/2022
TECHNICAL OLYMPIC SA (CR)	Main Market
BETA SECURITIES S.A.	04/04/2022
OPTIMA BANK S.A.	05/07/2023
TERNA ENERGY (CR)	Main Market
EUROBANK EQUITIES INVESTMENT FIRM SINGLE MEMBER SA	24/05/2021
PIRAEUS SECURITIES S. A.	09/12/2019
THRACE PLASTICS SA (CR)	Main Market
ALPHA FINANCE INVESTMENT SERVICES SINGLE MEMBER SA	26/03/2018
LEON DEPOLAS SECURITIES S.A.	28/03/2024
PIRAEUS SECURITIES S. A.	02/04/2024
TITAN CEMENT (CB)	Main Market
BETA SECURITIES S.A.	01/02/2021
EUROBANK EQUITIES INVESTMENT FIRM SINGLE MEMBER SA	06/11/2019
PIRAEUS SECURITIES S. A.	18/01/2021

List of Stocks under Market Making operations

Securities	Market Maker	Start Market Making	Stock Category
TRADE ESTATES REIC (CR)			
	EUROBANK EQUITIES INVESTMENT FIRM SINGLE MEMBER SA	10/11/2023	Main Market
	EUROBANK EQUITIES INVESTMENT FIRM SINGLE MEMBER SA	08/11/2023	
	PANTELAKIS SECURITIES S.A.	10/11/2023	
	PANTELAKIS SECURITIES S.A.	08/11/2023	
TZIRAKIAN PROFIL (CR)			
	LEON DEPOLAS SECURITIES S.A.	19/07/2021	Main Market
VIOHALCO SA/NV (CB)			
	ALPHA FINANCE INVESTMENT SERVICES SINGLE MEMBER SA	11/03/2008	
	EUROBANK EQUITIES INVESTMENT FIRM SINGLE MEMBER SA	04/03/2014	
	MERIT SECURITIES S.A	17/03/2014	

Underlying Asset				Derivatives Market													
Price max	Price min	Closing price	change	Delivery Month	Open price	Price max	Price min	Last price	Closing price	Last Bid	Last Ask	Fixing price*	Life high	Life low	Trades	Volume	Open Interest
FTSE/Athex Large Cap				(Trade Unit: 1 Index Point x 2E, Cash Settlement)													
3,501.14	3,455.85	3,455.85	-0.74%	September 2024	3,497.75	3,497.75	3,452.00	3,455.25	3,455.25	---	---	---	3,600.75	---	80	198	3,821
				October 2024	3,498.00	3,500.00	3,460.00	3,464.50	3,464.50	---	---	---	3,540.00	---	23	56	298
				November 2024	---	---	---	---	3,494.50	---	---	---	---	---	---	---	---
				December 2024	---	---	---	---	3,501.25	---	---	---	---	---	---	---	---
				March 2025	---	---	---	---	3,519.00	---	---	---	---	---	---	---	---
				June 2025	---	---	---	---	3,536.50	---	---	---	---	---	---	---	---
FTSE/Athex Banks				(Trade Unit: 1 Index Point x 15E, Cash Settlement)													
1,253.71	1,227.65	1,232.14	-1.06%	September 2024	1,237.25	1,237.25	1,229.25	1,229.25	1,229.25	---	---	---	1,332.75	---	3	20	1,266
				December 2024	---	---	---	---	1,252.50	---	---	---	---	---	---	---	---
				March 2025	---	---	---	---	1,258.75	---	---	---	---	---	---	---	---
				June 2025	---	---	---	---	1,265.00	---	---	---	---	---	---	---	---
MSCI GREECE REBASED				(Trade Unit: 1 Index Point x 2E, Cash Settlement)													
5,446.92	5,355.43	5,355.43	-1.13%	September 2024	---	---	---	---	5,286.25	---	---	---	5,516.00	---	---	---	3
				October 2024	---	---	---	---	5,337.50	---	---	---	5,515.50	---	---	---	10
				November 2024	---	---	---	---	5,338.00	---	---	---	5,516.00	---	---	---	10
				December 2024	---	---	---	---	5,447.00	---	---	---	---	---	---	---	---
				January 2025	---	---	---	---	5,455.50	---	---	---	---	---	---	---	---
				February 2025	---	---	---	---	5,466.00	---	---	---	---	---	---	---	---
				March 2025	---	---	---	---	5,474.50	---	---	---	---	---	---	---	---
				June 2025	---	---	---	---	5,501.75	---	---	---	---	---	---	---	---

Derivatives notes

Fixing prices and final open positions can be retrieved from the following path <http://www.helex.gr/el/web/guest/statistics-end-of-day-derivatives>

Underlying Asset				Derivatives Market													
Price max	Price min	Closing price	change	Delivery Month	Open price	Price max	Price min	Last price	Closing price	Last Bid	Last Ask	Fixing price*	Life high	Life low	Trades	Volume	Open Interest
ADMIE (IPTO) HOLDING S.A. (CR)				(Contract Size: 100 Securities, Physical Delivery)													
2.17	2.15	2.15	0.23%	September 2024	2.17	2.17	2.16	2.16	2.16	---	---	---	2.39	---	6	103	22,628
				December 2024	2.21	2.21	2.21	2.21	2.21	---	---	---	2.21	---	1	3	---
				March 2025	---	---	---	---	2.17	---	---	---	---	---	---	---	---
				June 2025	---	---	---	---	2.18	---	---	---	---	---	---	---	---
AEGEAN AIRLINES (CR)				(Contract Size: 100 Securities, Physical Delivery)													
11.42	11.1	11.1	-2.12%	September 2024	11.38	11.38	11.10	11.10	11.10	---	---	---	12.49	---	51	169	3,589
				December 2024	11.39	11.40	11.30	11.30	11.30	---	---	---	12.12	---	4	17	169
				March 2025	---	---	---	---	11.46	---	---	---	---	---	---	---	---
				June 2025	---	---	---	---	11.52	---	---	---	---	---	---	---	---
ALPHA SERVICES HOLD (CR)				(Contract Size: 100 Securities, Physical Delivery)													
1.5515	1.52	1.52	-1.30%	September 2024	1.55	1.55	1.51	1.51	1.51	---	---	---	1.79	---	155	9,244	160,642
				December 2024	1.57	1.57	1.54	1.54	1.54	---	---	---	1.73	---	36	760	802
				March 2025	---	---	---	---	1.56	---	---	---	---	---	---	---	---
				June 2025	---	---	---	---	1.56	---	---	---	---	---	---	---	---
ATHENS INTL AIRPORT (CR)				(Contract Size: 100 Securities, Physical Delivery)													
7.826	7.662	7.738	-0.80%	September 2024	7.80	7.80	7.77	7.78	7.78	---	---	---	8.41	---	7	39	1,169
				December 2024	---	---	---	---	7.84	---	---	---	---	---	---	---	---
				March 2025	---	---	---	---	7.88	---	---	---	---	---	---	---	---
				June 2025	---	---	---	---	7.92	---	---	---	---	---	---	---	---
AUTOHELLAS SA (CR)				(Contract Size: 100 Securities, Physical Delivery)													
11.2	11.12	11.2	-0.18%	September 2024	11.11	11.11	11.11	11.11	11.11	---	---	---	12.13	---	2	2	148
				December 2024	---	---	---	---	11.28	---	---	---	---	---	---	---	---
				March 2025	---	---	---	---	11.34	---	---	---	---	---	---	---	---
				June 2025	---	---	---	---	11.40	---	---	---	---	---	---	---	---
AVAX S.A. (CR)				(Contract Size: 100 Securities, Physical Delivery)													
1.378	1.356	1.36	-0.73%	September 2024	1.36	1.36	1.36	1.36	1.36	---	---	---	1.50	---	3	12	661
				December 2024	---	---	---	---	1.38	---	---	---	---	---	---	---	---
				March 2025	---	---	---	---	1.38	---	---	---	---	---	---	---	---
				June 2025	---	---	---	---	1.39	---	---	---	---	---	---	---	---
CC HBC AG (CR)				(Contract Size: 100 Securities, Physical Delivery)													
34.1	33.72	34.1	2.03%	September 2024	33.76	33.90	33.76	33.84	33.84	---	---	---	33.90	---	6	17	142
				December 2024	---	---	---	---	33.61	---	---	---	---	---	---	---	---
				March 2025	---	---	---	---	33.78	---	---	---	---	---	---	---	---
				June 2025	---	---	---	---	33.95	---	---	---	---	---	---	---	---

Derivatives notes

Fixing prices and final open positions can be retrieved from the following path <http://www.helex.gr/el/web/guest/statistics-end-of-day-derivatives>

Underlying Asset				Derivatives Market													
Price max	Price min	Closing price	change	Delivery Month	Open price	Price max	Price min	Last price	Closing price	Last Bid	Last Ask	Fixing price*	Life high	Life low	Trades	Volume	Open Interest
9.62	9.51	9.59	-0.10%	(Contract Size: 100 Securities, Physical Delivery)													
				September 2024	9.53	9.56	9.52	9.56	9.56	---	---	---	10.17	---	7	22	4,134
				December 2024	9.55	9.56	9.55	9.56	9.56	---	---	---	9.62	---	2	2	8
				March 2025	---	---	---	---	9.70	---	---	---	---	---	---	---	---
				June 2025	---	---	---	---	9.75	---	---	---	---	---	---	---	---
2.035	1.984	1.984	-2.03%	(Contract Size: 124 Securities, Physical Delivery)													
				September 2024	2.03	2.03	1.99	1.99	1.99	---	---	---	2.13	1.79	20	96	3,467
				December 2024	2.01	2.01	2.01	2.01	2.01	---	---	---	2.03	---	2	3	2
				March 2025	---	---	---	---	2.05	---	---	---	---	---	---	---	---
				June 2025	---	---	---	---	2.06	---	---	---	---	---	---	---	---
1.828	1.804	1.816	0.22%	(Contract Size: 100 Securities, Physical Delivery)													
				September 2024	1.81	1.83	1.81	1.82	1.82	---	---	---	2.04	---	9	35	4,773
				December 2024	---	---	---	---	1.87	---	---	---	1.91	---	---	---	74
				March 2025	---	---	---	---	1.83	---	---	---	---	---	---	---	---
				June 2025	---	---	---	---	1.84	---	---	---	---	---	---	---	---
2.028	1.961	1.98	-1.59%	(Contract Size: 100 Securities, Physical Delivery)													
				September 2024	2.02	2.02	1.97	1.97	1.97	---	---	---	2.19	---	90	2,325	17,285
				December 2024	2.02	2.02	1.98	1.98	1.98	---	---	---	2.28	---	18	169	61
				March 2025	---	---	---	---	2.03	---	---	---	---	---	---	---	---
				June 2025	---	---	---	---	2.04	---	---	---	---	---	---	---	---
5.67	5.6	5.65	0.00%	(Contract Size: 100 Securities, Physical Delivery)													
				September 2024	5.61	5.69	5.61	5.61	5.61	---	---	---	5.90	---	15	82	4,355
				December 2024	---	---	---	---	5.68	---	---	---	---	---	---	---	---
				March 2025	---	---	---	---	5.71	---	---	---	---	---	---	---	---
				June 2025	---	---	---	---	5.74	---	---	---	---	---	---	---	---
3.94	3.87	3.92	0.51%	(Contract Size: 100 Securities, Physical Delivery)													
				September 2024	3.92	3.92	3.90	3.91	3.91	---	---	---	4.19	---	3	8	998
				December 2024	---	---	---	---	3.96	---	---	---	3.97	---	---	---	5
				March 2025	---	---	---	---	3.94	---	---	---	---	---	---	---	---
				June 2025	---	---	---	---	3.96	---	---	---	---	---	---	---	---
17.4	17.2	17.2	-0.58%	(Contract Size: 101 Securities, Physical Delivery)													
				September 2024	17.33	17.38	17.22	17.22	17.22	---	---	---	17.73	17.22	7	15	11,829
				December 2024	17.52	17.58	17.39	17.40	17.40	---	---	---	17.79	---	7	22	242
				March 2025	---	---	---	---	17.49	---	---	---	---	---	---	---	---
				June 2025	---	---	---	---	17.57	---	---	---	---	---	---	---	---

Derivatives notes

Fixing prices and final open positions can be retrieved from the following path <http://www.helex.gr/el/web/guest/statistics-end-of-day-derivatives>

Underlying Asset				Derivatives Market													
Price max	Price min	Closing price	change	Delivery Month	Open price	Price max	Price min	Last price	Closing price	Last Bid	Last Ask	Fixing price*	Life high	Life low	Trades	Volume	Open Interest
HELLENIC EXCHANGES-A.S.E. (CR)				(Contract Size: 100 Securities, Physical Delivery)													
4.645	4.525	4.54	-1.09%	September 2024	4.62	4.62	4.53	4.54	4.54	---	---	---	5.25	---	8	57	3,824
				December 2024	4.63	4.63	4.60	4.60	4.60	---	---	---	4.69	---	2	28	2
				March 2025	---	---	---	---	4.64	---	---	---	---	---	---	---	---
				June 2025	---	---	---	---	4.66	---	---	---	---	---	---	---	---
HELLENIQ ENERGY (CR)				(Contract Size: 100 Securities, Physical Delivery)													
7.165	7.03	7.03	-1.33%	September 2024	7.08	7.12	7.06	7.06	7.06	---	---	---	8.40	---	6	31	6,022
				December 2024	7.18	7.19	7.16	7.16	7.16	---	---	---	7.35	---	6	27	3
				March 2025	---	---	---	---	7.20	---	---	---	---	---	---	---	---
				June 2025	---	---	---	---	7.24	---	---	---	---	---	---	---	---
INTRACOM HOLDINGS (CR)				(Contract Size: 102 Securities, Physical Delivery)													
3.18	3.12	3.135	-0.95%	September 2024	3.18	3.18	3.13	3.14	3.14	---	---	---	3.55	2.80	20	214	7,601
				December 2024	3.16	3.16	3.16	3.16	3.16	---	---	---	3.26	---	1	1	50
				March 2025	---	---	---	---	3.20	---	---	---	---	---	---	---	---
				June 2025	---	---	---	---	3.21	---	---	---	---	---	---	---	---
INTRAKAT (CR)				(Contract Size: 100 Securities, Physical Delivery)													
5.05	4.96	5.01	0.20%	September 2024	4.97	4.97	4.97	4.97	4.97	---	---	---	5.24	---	1	2	2,352
				December 2024	5.00	5.00	5.00	5.00	5.00	---	---	---	5.07	---	1	5	22
				March 2025	---	---	---	---	5.05	---	---	---	---	---	---	---	---
				June 2025	---	---	---	---	5.08	---	---	---	---	---	---	---	---
JUMBO SA (CR)				(Contract Size: 100 Securities, Physical Delivery)													
24.42	23.88	23.88	-1.32%	September 2024	24.24	24.24	23.90	23.90	23.90	---	---	---	26.97	---	6	14	315
				December 2024	24.28	24.28	24.28	24.28	24.28	---	---	---	24.60	---	1	10	18
				March 2025	---	---	---	---	24.46	---	---	---	---	---	---	---	---
				June 2025	---	---	---	---	24.58	---	---	---	---	---	---	---	---
LAMDA DEVELOPMENT SA (CR)				(Contract Size: 100 Securities, Physical Delivery)													
7.13	7.02	7.07	0.43%	September 2024	7.11	7.11	7.03	7.03	7.03	---	---	---	7.68	---	13	59	6,001
				December 2024	---	---	---	---	7.13	---	---	---	7.20	---	---	---	45
				March 2025	---	---	---	---	7.12	---	---	---	---	---	---	---	---
				June 2025	---	---	---	---	7.15	---	---	---	---	---	---	---	---
METLEN ENERGY & METALS (CR)				(Contract Size: 100 Securities, Physical Delivery)													
33.98	33.5	33.5	-0.77%	September 2024	33.84	34.00	33.50	33.50	33.50	---	---	---	38.35	---	26	118	4,490
				December 2024	33.83	34.07	33.83	33.85	33.85	---	---	---	36.20	---	11	36	151
				March 2025	---	---	---	---	34.12	---	---	---	---	---	---	---	---
				June 2025	---	---	---	---	34.29	---	---	---	---	---	---	---	---

Derivatives notes

Fixing prices and final open positions can be retrieved from the following path <http://www.helex.gr/el/web/guest/statistics-end-of-day-derivatives>

Underlying Asset				Derivatives Market													
Price max	Price min	Closing price	change	Delivery Month	Open price	Price max	Price min	Last price	Closing price	Last Bid	Last Ask	Fixing price*	Life high	Life low	Trades	Volume	Open Interest
MIG (CR)				(Contract Size: 100 Securities, Physical Delivery)													
3.4	3.31	3.345	-2.05%	September 2024	3.34	3.34	3.34	3.34	3.34	---	---	---	3.94	---	1	5	88
				December 2024	---	---	---	---	3.40	---	---	---	3.50	---	---	---	21
				March 2025	---	---	---	---	3.45	---	---	---	---	---	---	---	---
				June 2025	---	---	---	---	3.47	---	---	---	---	---	---	---	---
MOTOR OIL (CR)				(Contract Size: 100 Securities, Physical Delivery)													
22.08	21.52	21.64	-1.19%	September 2024	22.06	22.06	21.55	21.65	21.65	---	---	---	26.50	---	69	399	5,906
				December 2024	22.00	22.00	22.00	22.00	22.00	---	---	---	22.59	---	3	5	78
				March 2025	---	---	---	---	22.13	---	---	---	---	---	---	---	---
				June 2025	---	---	---	---	22.25	---	---	---	---	---	---	---	---
NATIONAL BANK (CR)				(Contract Size: 100 Securities, Physical Delivery)													
7.616	7.518	7.554	0.11%	September 2024	7.59	7.62	7.52	7.56	7.56	---	---	---	8.36	---	82	1,180	14,748
				December 2024	7.61	7.65	7.59	7.59	7.59	---	---	---	8.20	---	35	320	811
				March 2025	---	---	---	---	7.63	---	---	---	---	---	---	---	---
				June 2025	---	---	---	---	7.67	---	---	---	---	---	---	---	---
OPAP (CR)				(Contract Size: 102 Securities, Physical Delivery)													
16.08	15.85	15.85	-0.81%	September 2024	16.02	16.04	15.80	15.80	15.80	---	---	---	16.29	---	10	64	1,297
				December 2024	15.56	15.56	15.56	15.56	15.56	---	---	---	16.38	---	1	1	4
				March 2025	---	---	---	---	16.15	---	---	---	---	---	---	---	---
				June 2025	---	---	---	---	16.23	---	---	---	---	---	---	---	---
OPTIMA BANK (CR)				(Contract Size: 100 Securities, Physical Delivery)													
13	12.72	12.96	0.00%	September 2024	---	---	---	---	12.84	---	---	---	13.13	---	---	---	66
				December 2024	---	---	---	---	13.03	---	---	---	---	---	---	---	---
				March 2025	---	---	---	---	13.10	---	---	---	---	---	---	---	---
				June 2025	---	---	---	---	13.16	---	---	---	---	---	---	---	---
OTE (CR)				(Contract Size: 100 Securities, Physical Delivery)													
15.05	14.74	14.74	-1.73%	September 2024	15.01	15.02	14.75	14.75	14.75	---	---	---	15.32	---	16	101	3,333
				December 2024	15.02	15.06	14.99	14.99	14.99	---	---	---	15.17	---	5	11	4
				March 2025	---	---	---	---	15.16	---	---	---	---	---	---	---	---
				June 2025	---	---	---	---	15.24	---	---	---	---	---	---	---	---
P.P.A. S.A. (CR)				(Contract Size: 100 Securities, Physical Delivery)													
27.1	26.7	26.7	-1.48%	September 2024	---	---	---	---	27.27	---	---	---	27.33	---	---	---	70
				December 2024	---	---	---	---	27.25	---	---	---	---	---	---	---	---
				March 2025	---	---	---	---	27.39	---	---	---	---	---	---	---	---
				June 2025	---	---	---	---	27.53	---	---	---	---	---	---	---	---

Derivatives notes

Fixing prices and final open positions can be retrieved from the following path <http://www.helex.gr/el/web/guest/statistics-end-of-day-derivatives>

Underlying Asset				Derivatives Market													
Price max	Price min	Closing price	change	Delivery Month	Open price	Price max	Price min	Last price	Closing price	Last Bid	Last Ask	Fixing price*	Life high	Life low	Trades	Volume	Open Interest
PIRAEUS FINANCIAL HOLD (CR)																	
(Contract Size: 100 Securities, Physical Delivery)																	
4	3.874	3.898	-2.06%	September 2024	4.00	4.01	3.88	3.90	3.90	---	---	---	4.06	---	280	6,454	65,241
				December 2024	4.01	4.04	3.92	3.94	3.94	---	---	---	4.08	---	60	818	749
				March 2025	---	---	---	---	4.02	---	---	---	---	---	---	---	---
				June 2025	---	---	---	---	4.04	---	---	---	---	---	---	---	---
PPC (CR)																	
(Contract Size: 100 Securities, Physical Delivery)																	
11.71	11.5	11.5	-1.20%	September 2024	11.71	11.71	11.50	11.50	11.50	---	---	---	11.90	---	52	530	23,540
				December 2024	11.69	11.69	11.64	11.64	11.64	---	---	---	11.96	---	5	181	275
				March 2025	---	---	---	---	11.76	---	---	---	---	---	---	---	---
				June 2025	---	---	---	---	11.82	---	---	---	---	---	---	---	---
QUEST HOLDINGS (CR)																	
(Contract Size: 100 Securities, Physical Delivery)																	
5.27	5.16	5.16	-2.09%	September 2024	---	---	---	---	5.27	---	---	---	5.38	---	---	---	165
				December 2024	---	---	---	---	5.30	---	---	---	---	---	---	---	---
				March 2025	---	---	---	---	5.33	---	---	---	---	---	---	---	---
				June 2025	---	---	---	---	5.35	---	---	---	---	---	---	---	---
TERNA ENERGY (CR)																	
(Contract Size: 100 Securities, Physical Delivery)																	
19.29	19.24	19.24	-0.10%	September 2024	19.29	19.29	19.27	19.27	19.27	---	---	---	19.55	---	4	50	19,611
				December 2024	---	---	---	---	19.30	---	---	---	19.50	---	---	---	536
				March 2025	---	---	---	---	19.47	---	---	---	---	---	---	---	---
				June 2025	---	---	---	---	19.56	---	---	---	---	---	---	---	---
TITAN CEMENT (CB)																	
(Contract Size: 100 Securities, Physical Delivery)																	
32.7	32.25	32.25	-0.77%	September 2024	32.30	32.30	32.30	32.30	32.30	---	---	---	33.56	---	1	1	427
				December 2024	32.69	32.70	32.56	32.56	32.56	---	---	---	32.70	---	8	25	12
				March 2025	---	---	---	---	32.85	---	---	---	---	---	---	---	---
				June 2025	---	---	---	---	33.01	---	---	---	---	---	---	---	---
VIOHALCO SA/NV (CB)																	
(Contract Size: 100 Securities, Physical Delivery)																	
5.71	5.61	5.64	-0.35%	September 2024	5.66	5.69	5.62	5.62	5.62	---	---	---	6.50	---	7	40	4,169
				December 2024	5.76	5.76	5.70	5.70	5.70	---	---	---	6.15	---	15	125	173
				March 2025	---	---	---	---	5.72	---	---	---	---	---	---	---	---
				June 2025	---	---	---	---	5.75	---	---	---	---	---	---	---	---

Derivatives notes

Fixing prices and final open positions can be retrieved from the following path <http://www.helex.gr/el/web/guest/statistics-end-of-day-derivatives>

FTSE/Athex Large Cap

(Trade Unit: 1 Index Point x 2€ - Exercise Style: European, Cash Settlement)

Call Options															Put Options																			
September 2024								October 2024							Other Months		September 2024								October 2024							Other Months		Exer- cise Price
Open price	Price max	Price min	Last price	Closing price	Volume	Open Interest	Open price	Price max	Price min	Last price	Closing price	Volume	Open Interest	Volume	Open Interest	Open price	Price max	Price min	Last price	Closing price	Volume	Open Interest	Open price	Price max	Price min	Last price	Closing price	Volume	Open Interest	Volume	Open Interest			
2,450	0.00	0.00	0.00	-	1,036.00	-	-	-	-	-	-	-	-	-	-	0.00	0.00	0.00	-	0.01	-	-	-	-	-	-	-	-	-	-	2,450			
2,500	0.00	0.00	0.00	-	986.00	-	-	-	-	-	-	-	-	-	-	0.00	0.00	0.00	-	0.01	-	-	-	-	-	-	-	-	-	-	2,500			
2,550	0.00	0.00	0.00	-	936.00	-	-	-	-	-	-	-	-	-	-	0.00	0.00	0.00	-	0.01	-	-	-	-	-	-	-	-	-	-	2,550			
2,600	0.00	0.00	0.00	-	886.00	-	-	-	-	-	-	-	-	-	-	0.00	0.00	0.00	-	0.01	-	-	-	-	-	-	-	-	-	-	2,600			
2,650	0.00	0.00	0.00	-	836.00	-	-	-	-	-	-	-	-	-	-	0.00	0.00	0.00	-	0.01	-	-	-	-	-	-	-	-	-	-	2,650			
2,700	0.00	0.00	0.00	-	786.00	-	-	-	-	-	-	-	-	-	-	0.00	0.00	0.00	-	0.02	-	-	-	-	-	-	-	-	-	-	2,700			
2,750	0.00	0.00	0.00	-	736.00	-	-	-	-	-	-	-	-	-	-	0.00	0.00	0.00	-	0.01	-	-	-	-	-	-	-	-	-	-	2,750			
2,800	0.00	0.00	0.00	-	686.00	-	-	-	-	-	-	-	-	-	-	0.00	0.00	0.00	-	0.01	-	-	-	-	-	-	-	-	-	-	2,800			
2,850	0.00	0.00	0.00	-	636.00	-	-	-	-	-	-	-	-	-	-	0.00	0.00	0.00	-	0.01	-	-	-	-	-	-	-	-	-	-	2,850			
2,900	0.00	0.00	0.00	-	586.00	-	-	-	-	-	-	-	-	-	-	0.00	0.00	0.00	-	0.01	-	-	-	-	-	-	-	-	-	-	2,900			
2,950	0.00	0.00	0.00	-	536.00	-	-	-	-	-	-	-	-	-	-	0.00	0.00	0.00	-	0.03	-	-	-	-	-	-	-	-	-	-	2,950			
3,000	0.00	0.00	0.00	-	486.00	-	-	0.00	0.00	0.00	-	489.00	-	-	-	0.00	0.00	0.00	-	0.01	-	-	0.00	0.00	0.00	-	1.50	-	-	-	3,000			
3,050	0.00	0.00	0.00	-	436.00	-	-	0.00	0.00	0.00	-	441.00	-	-	-	0.00	0.00	0.00	-	0.01	-	-	0.00	0.00	0.00	-	2.80	-	-	-	3,050			
3,100	0.00	0.00	0.00	-	386.00	-	-	0.00	0.00	0.00	-	393.00	-	-	-	0.00	0.00	0.00	-	0.03	-	-	0.00	0.00	0.00	-	4.90	-	-	-	3,100			
3,150	0.00	0.00	0.00	-	336.00	-	-	0.00	0.00	0.00	-	346.00	-	-	-	0.00	0.00	0.00	-	0.13	-	-	0.00	0.00	0.00	-	8.30	-	-	-	3,150			
3,200	0.00	0.00	0.00	-	287.00	-	-	0.00	0.00	0.00	-	302.00	-	-	-	0.00	0.00	0.00	-	0.48	-	-	0.00	0.00	0.00	-	13.50	-	-	-	3,200			
3,250	0.00	0.00	0.00	-	238.00	-	-	0.00	0.00	0.00	-	259.00	-	-	-	0.00	0.00	0.00	-	1.50	-	50	0.00	0.00	0.00	-	20.75	-	-	-	3,250			
3,300	0.00	0.00	0.00	-	190.00	-	20	0.00	0.00	0.00	-	219.00	-	-	-	0.00	0.00	0.00	-	4.00	-	40	0.00	0.00	0.00	-	30.50	-	-	-	3,300			
3,350	0.00	0.00	0.00	-	146.00	-	-	0.00	0.00	0.00	-	182.00	-	40	-	13.50	0.00	13.00	13.00	13.00	13.00	8	21	0.00	0.00	0.00	-	43.75	-	-	-	3,350		
3,400	0.00	0.00	0.00	-	106.00	-	1	143.00	143.00	143.00	143.00	143.00	20	-	-	0.00	0.00	0.00	-	19.50	-	5	0.00	0.00	0.00	-	60.50	-	-	-	3,400			
3,450	0.00	0.00	0.00	-	72.00	-	61	106.00	106.00	106.00	106.00	106.00	20	20	-	44.25	0.00	44.25	44.25	44.25	44.25	1	41	72.00	72.00	72.00	72.00	72.00	20	60	-	3,450		
3,500	0.00	0.00	0.00	-	45.50	-	25	0.00	0.00	0.00	-	94.50	-	21	-	0.00	0.00	0.00	-	59.50	-	122	0.00	0.00	0.00	-	106.00	-	20	-	3,500			
3,550	24.75	24.75	20.00	20.75	20.75	53	33	0.00	0.00	0.00	-	73.00	-	60	-	0.00	24.75	0.00	-	90.50	-	80	0.00	0.00	0.00	-	134.00	-	62	-	3,550			
3,600	0.00	0.00	0.00	-	14.50	-	20	0.00	0.00	0.00	-	55.50	-	40	-	0.00	0.00	0.00	-	128.00	-	-	0.00	0.00	0.00	-	166.00	-	-	-	3,600			
3,650	0.00	0.00	0.00	-	7.10	-	21	0.00	0.00	0.00	-	41.25	-	-	-	0.00	0.00	0.00	-	171.00	-	-	0.00	0.00	0.00	-	202.00	-	-	-	3,650			
3,700	0.00	0.00	0.00	-	3.20	-	-	0.00	0.00	0.00	-	30.00	-	-	-	0.00	0.00	0.00	-	217.00	-	-	0.00	0.00	0.00	-	241.00	-	-	-	3,700			
3,750	0.00	0.00	0.00	-	1.30	-	-	0.00	0.00	0.00	-	21.50	-	-	-	0.00	0.00	0.00	-	265.00	-	-	0.00	0.00	0.00	-	282.00	-	-	-	3,750			
3,800	0.00	0.00	0.00	-	0.50	-	-	0.00	0.00	0.00	-	15.00	-	-	-	0.00	0.00	0.00	-	314.00	-	-	0.00	0.00	0.00	-	326.00	-	-	-	3,800			
3,850	0.00	0.00	0.00	-	0.17	-	-	0.00	0.00	0.00	-	10.25	-	-	-	0.00	0.00	0.00	-	364.00	-	-	0.00	0.00	0.00	-	371.00	-	-	-	3,850			
3,900	0.00	0.00	0.00	-	0.05	-	-	0.00	0.00	0.00	-	6.90	-	-	-	0.00	0.00	0.00	-	414.00	-	-	0.00	0.00	0.00	-	417.00	-	-	-	3,900			
Totals:						53	181					40	181	0	0						9	359					20	142	0	0				
Number of Trades:						6						2		0								4					1		0					

ALPHA SERVICES HOLD (CR)

(Contract Size: 100 Securities, Exercise Style: American, Physical Delivery)

Call Options															Put Options																		
September 2024							October 2024							Other Months		September 2024					October 2024					Other Months		Exercise Price					
Exercise Price	Open price	Price max	Price min	Last price	Closing price	Volume	Open Interest	Open price	Price max	Price min	Last price	Closing price	Volume	Open Interest	Volume	Open Interest	Open price	Price max	Price min	Last price	Closing price	Volume	Open Interest	Open price	Price max	Price min	Last price		Closing price	Volume	Open Interest	Volume	Open Interest
0.850	0.000	0.000	0.000		0.691	-	-										0.000	0.000	0.000		0.001	-	-										0.009
0.900	0.000	0.000	0.000		0.641	-	-										0.000	0.000	0.000		0.002	-	-										0.009
0.950	0.000	0.000	0.000		0.591	-	-										0.000	0.000	0.000		0.001	-	-										0.010
1.000	0.000	0.000	0.000		0.541	-	-	0.000	0.000	0.000		0.542	-	-			0.000	0.000	0.000		0.001	-	-	0.000	0.000	0.000		0.001	-	-			0.010
1.100	0.000	0.000	0.000		0.441	-	-	0.000	0.000	0.000		0.442	-	-			0.000	0.000	0.000		0.001	-	-	0.000	0.000	0.000		0.001	-	-			0.011
1.200	0.000	0.000	0.000		0.341	-	-	0.000	0.000	0.000		0.344	-	-			0.000	0.000	0.000		0.001	-	-	0.000	0.000	0.000		0.001	-	-			0.012
1.300	0.000	0.000	0.000		0.243	-	-	0.000	0.000	0.000		0.249	-	-			0.000	0.000	0.000		0.002	-	-	0.000	0.000	0.000		0.006	-	-			0.013
1.400	0.000	0.000	0.000		0.153	-	-	0.000	0.000	0.000		0.164	-	-			0.000	0.000	0.000		0.012	-	-	0.000	0.000	0.000		0.021	-	-			0.014
1.500	0.000	0.000	0.000		0.082	-	-	0.000	0.000	0.000		0.097	-	-			0.000	0.000	0.000		0.041	-	-	0.000	0.000	0.000		0.054	-	-			0.015
1.600	0.000	0.000	0.000		0.036	-	-	0.000	0.000	0.000		0.051	-	-			0.000	0.000	0.000		0.095	-	-	0.000	0.000	0.000		0.107	-	-			0.016
1.700	0.000	0.000	0.000		0.013	-	-	0.000	0.000	0.000		0.023	-	-			0.000	0.000	0.000		0.172	-	-	0.000	0.000	0.000		0.180	-	-			0.017
1.800	0.000	0.000	0.000		0.004	-	-	0.000	0.000	0.000		0.010	-	-			0.000	0.000	0.000		0.263	-	-	0.000	0.000	0.000		0.267	-	-			0.018
1.900	0.000	0.000	0.000		0.001	-	-	0.000	0.000	0.000		0.003	-	-			0.000	0.000	0.000		0.360	-	-	0.000	0.000	0.000		0.361	-	-			0.019
2.000	0.000	0.000	0.000		0.001	-	-	0.000	0.000	0.000		0.001	-	-			0.000	0.000	0.000		0.460	-	-	0.000	0.000	0.000		0.460	-	-			0.020
2.200	0.000	0.000	0.000		0.001	-	-	0.000	0.000	0.000		0.001	-	-			0.000	0.000	0.000		0.660	-	-	0.000	0.000	0.000		0.660	-	-			0.022
2.400	0.000	0.000	0.000		0.001	-	-	0.000	0.000	0.000		0.001	-	-			0.000	0.000	0.000		0.860	-	-	0.000	0.000	0.000		0.860	-	-			0.024
2.600	0.000	0.000	0.000		0.001	-	-										0.000	0.000	0.000		1.06	-	-										0.026
Totals:						0	0						0	0	0								0	0									0
Number of Trades:						0							0										0.00										0

NATIONAL BANK (CR)

(Contract Size: 100 Securities, Exercise Style: American, Physical Delivery)

Call Options														Put Options																		
September 2024							October 2024							Other Months		September 2024							October 2024							Other Months		Exercise Price
Open price	Price max	Price min	Last price	Closing price	Volume	Open Interest	Open price	Price max	Price min	Last price	Closing price	Volume	Open Interest	Volume	Open Interest	Open price	Price max	Price min	Last price	Closing price	Volume	Open Interest	Open price	Price max	Price min	Last price	Closing price	Volume	Open Interest	Volume	Open Interest	
3.400	0.000	0.000	0.000	4.15	-	-										0.000	0.000	0.000	0.001	-	-											0.034
3.600	0.000	0.000	0.000	3.95	-	-										0.000	0.000	0.000	0.001	-	-											0.036
3.800	0.000	0.000	0.000	3.75	-	-										0.000	0.000	0.000	0.001	-	-											0.038
4.000	0.000	0.000	0.000	3.55	-	-										0.000	0.000	0.000	0.001	-	-											0.040
4.400	0.000	0.000	0.000	3.15	-	-										0.000	0.000	0.000	0.001	-	-											0.044
4.800	0.000	0.000	0.000	2.75	-	-										0.000	0.000	0.000	0.001	-	-											0.048
5.200	0.000	0.000	0.000	2.35	-	-	0.000	0.000	0.000		2.36	-	-			0.000	0.000	0.000	0.001	-	-	0.000	0.000	0.000	0.000	0.001	-	-				0.052
5.600	0.000	0.000	0.000	1.95	-	-	0.000	0.000	0.000		1.96	-	-			0.000	0.000	0.000	0.001	-	-	0.000	0.000	0.000	0.000	0.001	-	-				0.056
6.000	0.000	0.000	0.000	1.55	-	-	0.000	0.000	0.000		1.57	-	-			0.000	0.000	0.000	0.001	-	-	0.000	0.000	0.000	0.000	0.006	-	-				0.060
6.400	0.000	0.000	0.000	1.15	-	-	0.000	0.000	0.000		1.19	-	-			0.000	0.000	0.000	0.001	-	-	0.000	0.000	0.000	0.000	0.027	-	-				0.064
6.800	0.000	0.000	0.000	0.762	-	-	0.000	0.000	0.000		0.846	-	-			0.000	0.000	0.000	0.008	-	6	0.000	0.000	0.000	0.000	0.081	-	-				0.068
7.200	0.000	0.000	0.000	0.413	-	-	0.000	0.000	0.000		0.557	-	-			0.000	0.000	0.000	0.058	-	-	0.000	0.000	0.000	0.000	0.192	-	-				0.072
7.600	0.000	0.000	0.000	0.167	-	-	0.000	0.000	0.000		0.336	-	-			0.000	0.000	0.000	0.213	-	-	0.000	0.000	0.000	0.000	0.371	-	-				0.076
8.000	0.000	0.000	0.000	0.047	-	-	0.000	0.000	0.000		0.186	-	4			0.000	0.000	0.000	0.493	-	-	0.000	0.000	0.000	0.000	0.621	-	-				0.080
8.400	0.000	0.000	0.000	0.009	-	-	0.000	0.000	0.000		0.094	-	-			0.000	0.000	0.000	0.856	-	-	0.000	0.000	0.000	0.000	0.930	-	-				0.084
8.800	0.000	0.000	0.000	0.001	-	-	0.000	0.000	0.000		0.044	-	-			0.000	0.000	0.000	1.25	-	-	0.000	0.000	0.000	0.000	1.28	-	-				0.088
9.200	0.000	0.000	0.000	0.001	-	-	0.000	0.000	0.000		0.018	-	-			0.000	0.000	0.000	1.65	-	-	0.000	0.000	0.000	0.000	1.66	-	-				0.092
9.600	0.000	0.000	0.000	0.001	-	-	0.000	0.000	0.000		0.007	-	-			0.000	0.000	0.000	2.05	-	-	0.000	0.000	0.000	0.000	2.05	-	-				0.096
10.000	0.000	0.000	0.000	0.002	-	-	0.000	0.000	0.000		0.003	-	-			0.000	0.000	0.000	2.45	-	-	0.000	0.000	0.000	0.000	2.45	-	-				0.100
11.000	0.000	0.000	0.000	0.001	-	-	0.000	0.000	0.000		0.001	-	-			0.000	0.000	0.000	3.45	-	-	0.000	0.000	0.000	0.000	3.45	-	-				0.110
Totals:					0	0					0	4	0	0			0	6					0	0	0	304						
Number of Trades:					0					0		0				0.00						0				0						

OPAP (CR)

(Contract Size: 100 Securities, Exercise Style: American, Physical Delivery)

Exercise Price	Call Options												Put Options												Exercise Price											
	September 2024						October 2024						Other Months		September 2024						October 2024						Other Months									
	Open price	Price max	Price min	Last price	Closing price	Volume	Open Interest	Open price	Price max	Price min	Last price	Closing price	Volume	Open Interest	Volume	Open Interest	Open price	Price max	Price min	Last price	Closing price	Volume	Open Interest	Open price		Price max	Price min	Last price	Closing price	Volume	Open Interest	Volume	Open Interest			
9.600	0.000	0.000	0.000	6.39	-	-	0.000	0.000	0.000	0.000	6.00	-	-	0.000	0.000	0.000	0.000	0.000	0.000	0.001	-	-	0.000	0.000	0.000	0.000	0.001	-	-	0.000	0.000	0.000	0.001	-	-	0.096
10.000	0.000	0.000	0.000	5.99	-	-	0.000	0.000	0.000	0.000	6.00	-	-	0.000	0.000	0.000	0.000	0.000	0.000	0.001	-	-	0.000	0.000	0.000	0.000	0.001	-	-	0.000	0.000	0.000	0.001	-	-	0.100
11.000	0.000	0.000	0.000	4.99	-	-	0.000	0.000	0.000	0.000	5.00	-	-	0.000	0.000	0.000	0.000	0.000	0.000	0.001	-	-	0.000	0.000	0.000	0.000	0.001	-	-	0.000	0.000	0.000	0.001	-	-	0.110
12.000	0.000	0.000	0.000	3.99	-	-	0.000	0.000	0.000	0.000	4.01	-	-	0.000	0.000	0.000	0.000	0.000	0.000	0.001	-	-	0.000	0.000	0.000	0.000	0.001	-	-	0.000	0.000	0.000	0.001	-	-	0.120
13.000	0.000	0.000	0.000	2.99	-	-	0.000	0.000	0.000	0.000	3.01	-	-	0.000	0.000	0.000	0.000	0.000	0.000	0.001	-	-	0.000	0.000	0.000	0.000	0.001	-	-	0.000	0.000	0.000	0.001	-	-	0.130
14.000	0.000	0.000	0.000	1.99	-	-	0.000	0.000	0.000	0.000	2.02	-	-	0.000	0.000	0.000	0.000	0.000	0.000	0.005	-	-	0.000	0.000	0.000	0.000	0.012	-	-	0.000	0.000	0.000	0.012	-	-	0.140
15.000	0.000	0.000	0.000	1.00	-	-	0.000	0.000	0.000	0.000	1.12	-	-	0.000	0.000	0.000	0.000	0.000	0.000	0.012	-	20	0.000	0.000	0.000	0.000	0.107	-	-	0.000	0.000	0.000	0.107	-	-	0.150
16.000	0.000	0.000	0.000	0.242	-	7	0.000	0.000	0.000	0.000	0.461	-	-	0.000	0.000	0.000	0.000	0.000	0.000	0.252	-	53	0.000	0.000	0.000	0.000	0.449	-	-	0.000	0.000	0.000	0.449	-	-	0.160
17.000	0.000	0.000	0.000	0.015	-	-	0.000	0.000	0.000	0.000	0.131	-	70	0.000	0.000	0.000	0.000	0.000	0.000	1.03	-	5	0.000	0.000	0.000	0.000	1.12	-	-	0.000	0.000	0.000	1.12	-	-	0.170
18.000	0.000	0.000	0.000	0.001	-	-	0.000	0.000	0.000	0.000	0.025	-	-	0.000	0.000	0.000	0.000	0.000	0.000	2.02	-	-	0.000	0.000	0.000	0.000	2.03	-	-	0.000	0.000	0.000	2.03	-	-	0.180
19.000	0.000	0.000	0.000	0.001	-	-	0.000	0.000	0.000	0.000	0.003	-	-	0.000	0.000	0.000	0.000	0.000	0.000	3.02	-	-	0.000	0.000	0.000	0.000	3.02	-	-	0.000	0.000	0.000	3.02	-	-	0.190
20.000	0.000	0.000	0.000	0.001	-	-	0.000	0.000	0.000	0.000	0.001	-	-	0.000	0.000	0.000	0.000	0.000	0.000	4.02	-	-	0.000	0.000	0.000	0.000	4.02	-	-	0.000	0.000	0.000	4.02	-	-	0.200
22.000	0.000	0.000	0.000	0.001	-	-	0.000	0.000	0.000	0.000	0.001	-	-	0.000	0.000	0.000	0.000	0.000	0.000	6.02	-	-	0.000	0.000	0.000	0.000	6.02	-	-	0.000	0.000	0.000	6.02	-	-	0.220
24.000	0.000	0.000	0.000	0.001	-	-	0.000	0.000	0.000	0.000	-	-	-	0.000	0.000	0.000	0.000	0.000	0.000	8.02	-	-	0.000	0.000	0.000	0.000	-	-	0.000	0.000	0.000	-	-	-	0.240	
Totals:					0	7					0	70	0	0						0	78					0	0	0	0	0						
Number of Trades:					0						0		0								0.00						0		0							

OTE (CR)

(Contract Size: 100 Securities, Exercise Style: American, Physical Delivery)

Exercise Price	Call Options													Put Options																				
	September 2024						October 2024						Other Months		September 2024						October 2024						Other Months		Exercise Price					
	Open price	Price max	Price min	Last price	Closing price	Volume	Open Interest	Open price	Price max	Price min	Last price	Closing price	Volume	Open Interest	Volume	Open Interest	Open price	Price max	Price min	Last price	Closing price	Volume	Open Interest	Open price	Price max	Price min	Last price	Closing price		Volume	Open Interest	Volume	Open Interest	
9.200	0.000	0.000	0.000	5.81	-	-										0.000	0.000	0.000	0.001	-	-													0.092
9.600	0.000	0.000	0.000	5.41	-	-	0.000	0.000	0.000	5.42	-	-				0.000	0.000	0.000	0.001	-	-			0.000	0.000	0.000	0.001	-	-				0.096	
10.000	0.000	0.000	0.000	5.01	-	-	0.000	0.000	0.000	5.02	-	-				0.000	0.000	0.000	0.001	-	-			0.000	0.000	0.000	0.001	-	-				0.100	
11.000	0.000	0.000	0.000	4.01	-	-	0.000	0.000	0.000	4.02	-	-				0.000	0.000	0.000	0.009	-	-			0.000	0.000	0.000	0.001	-	-				0.110	
12.000	0.000	0.000	0.000	3.01	-	-	0.000	0.000	0.000	3.03	-	-				0.000	0.000	0.000	0.001	-	-			0.000	0.000	0.000	0.001	-	-				0.120	
13.000	0.000	0.000	0.000	2.01	-	-	0.000	0.000	0.000	2.04	-	-				0.000	0.000	0.000	0.002	-	-			0.000	0.000	0.000	0.010	-	-				0.130	
14.000	0.000	0.000	0.000	1.02	-	25	0.000	0.000	0.000	1.13	-	-				0.000	0.000	0.000	0.008	-	45			0.000	0.000	0.000	0.098	-	-				0.140	
15.000	0.000	0.000	0.000	0.237	-	1	0.000	0.000	0.000	0.459	-	-				0.000	0.000	0.000	0.228	-	5			0.000	0.000	0.000	0.429	-	-				0.150	
16.000	0.000	0.000	0.000	0.013	-	5	0.000	0.000	0.000	0.128	-	-				0.000	0.000	0.000	1.01	-	-			0.000	0.000	0.000	1.10	-	-				0.160	
17.000	0.000	0.000	0.000	0.001	-	-	0.000	0.000	0.000	0.023	-	-				0.000	0.000	0.000	2.00	-	-			0.000	0.000	0.000	2.01	-	-				0.170	
18.000	0.000	0.000	0.000	0.001	-	-	0.000	0.000	0.000	0.003	-	-				0.000	0.000	0.000	3.00	-	-			0.000	0.000	0.000	3.00	-	-				0.180	
19.000	0.000	0.000	0.000	0.001	-	-	0.000	0.000	0.000	0.001	-	-				0.000	0.000	0.000	4.00	-	-			0.000	0.000	0.000	4.00	-	-				0.190	
20.000	0.000	0.000	0.000	0.001	-	-	0.000	0.000	0.000	0.001	-	-				0.000	0.000	0.000	5.00	-	-			0.000	0.000	0.000	5.00	-	-				0.200	
Totals:						0	31						0	0	0	0							0	50							0	0	0	0
Number of Trades:							0																	0.00								0	0	

PIRAEUS FINANCIAL HOLD (CR)

(Contract Size: 100 Securities, Exercise Style: American, Physical Delivery)

Call Options														Put Options																		
September 2024							October 2024							Other Months		September 2024							October 2024							Other Months		Exercise Price
Open price	Price max	Price min	Last price	Closing price	Volume	Open Interest	Open price	Price max	Price min	Last price	Closing price	Volume	Open Interest	Volume	Open Interest	Open price	Price max	Price min	Last price	Closing price	Volume	Open Interest	Open price	Price max	Price min	Last price	Closing price	Volume	Open Interest	Volume	Open Interest	
1.800	0.000	0.000	0.000	2.18	-	-										0.000	0.000	0.000	0.001	-	-											0.018
1.900	0.000	0.000	0.000	2.08	-	-										0.000	0.000	0.000	0.001	-	-											0.019
2.000	0.000	0.000	0.000	1.98	-	-										0.000	0.000	0.000	0.001	-	-											0.020
2.200	0.000	0.000	0.000	1.78	-	-										0.000	0.000	0.000	0.001	-	-											0.022
2.400	0.000	0.000	0.000	1.58	-	-	0.000	0.000	0.000		1.59	-	-			0.000	0.000	0.000	0.001	-	-		0.000	0.000	0.000	0.001	-	-				0.024
2.600	0.000	0.000	0.000	1.38	-	-	0.000	0.000	0.000		1.39	-	-			0.000	0.000	0.000	0.001	-	-		0.000	0.000	0.000	0.001	-	-				0.026
2.800	0.000	0.000	0.000	1.18	-	-	0.000	0.000	0.000		1.19	-	-			0.000	0.000	0.000	0.001	-	-		0.000	0.000	0.000	0.001	-	-				0.028
3.000	0.000	0.000	0.000	0.982	-	-	0.000	0.000	0.000		0.987	-	-			0.000	0.000	0.000	0.001	-	-		0.000	0.000	0.000	0.001	-	-				0.030
3.200	0.000	0.000	0.000	0.782	-	-	0.000	0.000	0.000		0.792	-	-			0.000	0.000	0.000	0.001	-	-		0.000	0.000	0.000	0.005	-	-				0.032
3.400	0.000	0.000	0.000	0.583	-	-	0.000	0.000	0.000		0.604	-	-			0.000	0.000	0.000	0.001	-	-		0.000	0.000	0.000	0.017	-	-				0.034
3.600	0.000	0.000	0.000	0.389	-	-	0.000	0.000	0.000		0.433	-	-			0.000	0.000	0.000	0.007	-	-		0.000	0.000	0.000	0.046	-	-				0.036
3.800	0.000	0.000	0.000	0.218	-	-	0.000	0.000	0.000		0.291	-	-			0.000	0.000	0.000	0.036	-	-		0.000	0.000	0.000	0.103	-	-				0.038
4.000	0.000	0.000	0.000	0.096	-	-	0.000	0.000	0.000		0.180	-	4			0.000	0.000	0.000	0.114	-	-		0.000	0.000	0.000	0.192	-	-				0.040
4.400	0.000	0.000	0.000	0.008	-	-	0.000	0.000	0.000		0.054	-	-			0.000	0.000	0.000	0.426	-	-		0.000	0.000	0.000	0.466	-	-				0.044
4.800	0.000	0.000	0.000	0.001	-	-	0.000	0.000	0.000		0.012	-	-			0.000	0.000	0.000	0.820	-	-		0.000	0.000	0.000	0.827	-	-				0.048
5.200	0.000	0.000	0.000	0.001	-	-	0.000	0.000	0.000		0.002	-	-			0.000	0.000	0.000	1.22	-	-		0.000	0.000	0.000	1.22	-	-				0.052
5.600	0.000	0.000	0.000	0.001	-	-	0.000	0.000	0.000		0.001	-	-			0.000	0.000	0.000	1.62	-	-		0.000	0.000	0.000	1.62	-	-				0.056
6.000	0.000	0.000	0.000	0.001	-	-	0.000	0.000	0.000		0.001	-	-			0.000	0.000	0.000	2.02	-	-		0.000	0.000	0.000	2.02	-	-				0.060
6.400	0.000	0.000	0.000	0.001	-	-						-	-			0.000	0.000	0.000	2.42	-	-					-	-				0.064	
Totals:					0	0					0	4	0	0					0	0								0	0	0	0	0
Number of Trades:					0						0	0	0						0.00								0	0				

PPC (CR)

(Contract Size: 100 Securities, Exercise Style: American, Physical Delivery)

Exercise Price	Call Options														Put Options																		
	September 2024							October 2024							Other Months		September 2024							October 2024							Other Months		Exercise Price
	Open price	Price max	Price min	Last price	Closing price	Volume	Open Interest	Open price	Price max	Price min	Last price	Closing price	Volume	Open Interest	Volume	Open Interest	Open price	Price max	Price min	Last price	Closing price	Volume	Open Interest	Open price	Price max	Price min	Last price	Closing price	Volume	Open Interest	Volume	Open Interest	
6.800	0.000	0.000	0.000	4.84	-	-										0.000	0.000	0.000	0.001	-	-												
7.200	0.000	0.000	0.000	4.44	-	-										0.000	0.000	0.000	0.001	-	-												0.072
7.600	0.000	0.000	0.000	4.04	-	-										0.000	0.000	0.000	0.001	-	-												0.076
8.000	0.000	0.000	0.000	3.64	-	-	0.000	0.000	0.000		3.66	-	-			0.000	0.000	0.000	0.001	-	-	0.000	0.000	0.000	0.000	0.002	-	-				0.080	
8.400	0.000	0.000	0.000	3.25	-	-	0.000	0.000	0.000		3.26	-	-			0.000	0.000	0.000	0.001	-	-	0.000	0.000	0.000	0.000	0.001	-	-				0.084	
8.800	0.000	0.000	0.000	2.85	-	-	0.000	0.000	0.000		2.86	-	-			0.000	0.000	0.000	0.001	-	-	0.000	0.000	0.000	0.000	0.001	-	-				0.088	
9.200	0.000	0.000	0.000	2.45	-	-	0.000	0.000	0.000		2.46	-	-			0.000	0.000	0.000	0.001	-	-	0.000	0.000	0.000	0.000	0.002	-	-				0.092	
9.600	0.000	0.000	0.000	2.05	-	-	0.000	0.000	0.000		2.07	-	-			0.000	0.000	0.000	0.001	-	-	0.000	0.000	0.000	0.000	0.007	-	-				0.096	
10.000	0.000	0.000	0.000	1.65	-	-	0.000	0.000	0.000		1.69	-	-			0.000	0.000	0.000	0.001	-	-	0.000	0.000	0.000	0.000	0.024	-	-				0.100	
11.000	0.000	0.000	0.000	0.688	-	67	0.000	0.000	0.000		0.841	-	25			0.000	0.000	0.000	0.042	-	5	0.000	0.000	0.000	0.178	-	-				0.110		
12.000	0.000	0.000	0.000	0.109	-	2	0.000	0.000	0.000		0.303	-	34			0.000	0.000	0.000	0.463	-	-	0.000	0.000	0.000	0.640	-	-				0.120		
13.000	0.000	0.000	0.000	0.004	-	-	0.000	0.000	0.000		0.074	-	-			0.000	0.000	0.000	1.36	-	-	0.000	0.000	0.000	1.41	-	-				0.130		
14.000	0.000	0.000	0.000	0.001	-	-	0.000	0.000	0.000		0.013	-	-			0.000	0.000	0.000	2.36	-	-	0.000	0.000	0.000	2.36	-	-				0.140		
15.000	0.000	0.000	0.000	0.001	-	-	0.000	0.000	0.000		0.002	-	-			0.000	0.000	0.000	3.36	-	-	0.000	0.000	0.000	3.36	-	-				0.150		
16.000	0.000	0.000	0.000	0.001	-	-	0.000	0.000	0.000		0.002	-	-			0.000	0.000	0.000	4.36	-	-	0.000	0.000	0.000	4.36	-	-				0.160		
17.000	0.000	0.000	0.000	0.001	-	-	0.000	0.000	0.000		0.002	-	-			0.000	0.000	0.000	5.36	-	-	0.000	0.000	0.000	5.36	-	-				0.170		
18.000	0.000	0.000	0.000	0.001	-	-										0.000	0.000	0.000	6.36	-	-											0.180	
Totals:						0	69					0	59	0	0							0	5									0	0
Number of Trades:						0						0		0								0.00									0		

Lending Products	Underlying Title	Open Interest[5]	Multilateral Transactions[1]				Bilateral Transactions[2]		Stock Borrowing through OTC (volume)[3]	
			Volume(Offered)	Average Weighted	Transactions volume	Average Weighted	Transactions Volume	Average Weighted	Transactions Volume	
ADMIEBOR	ADMIE (IPTO) HOLDING S.A. (CR)	8,500	---	---	---	---	---	---	254,440	
AEGNBOR	AEGEAN AIRLINES (CR)	---	---	---	---	---	---	---	426,388	
AETFBOR	ALPHA ETF FTSE Athex Large Cap	---	---	---	---	---	---	---	---	
ALPHABOR	ALPHA SERVICES HOLD (CR)	82,141	---	---	---	---	---	---	66,170,163	
AIABOR	ATHENS INTL AIRPORT (CR)	---	---	---	---	---	---	---	182,800	
ACAGBOR	AUSTRIACARD (CB)	---	---	---	---	---	---	---	1,000	
OTOELBOR	AUTOHELLAS SA (CR)	1,500	---	---	---	---	---	---	67,595	
AVAXBOR	AVAX S.A. (CR)	---	---	---	---	---	---	---	---	
EEEBOR	CC HBC AG (CR)	27,644	---	---	539	4.75%	---	---	77,221	
CENERBOR	CENERGY HOLDINGS (CB)	---	---	---	---	---	---	---	11,796	
DIMANDBOR	DIMAND (CR)	---	---	---	---	---	---	---	83,471	
ELLAKTORBOR	ELLAKTOR (CR)	7,681	---	---	---	---	---	---	82,013	
ELHABOR	ELVALHALCOR (CR)	788	---	---	---	---	---	---	334,986	
EPSILBOR	EPSILON NET (CR)	---	---	---	---	---	---	---	8,000	
EUROBBOR	EUROBANK HOLDINGS (CR)	110,000	---	---	---	---	---	---	36,029,886	
EYDAPBOR	EYDAP S.A. (CR)	845	---	---	---	---	---	---	209,465	
FOYRKBOR	FOURLIS (CR)	611	---	---	---	---	---	---	24,673	
GEKTERNABOR	GEK TERNA (CR)	---	---	---	---	---	---	---	10,360	
SARBOR	GR. SARANTIS S.A. (CR)	5,808	---	---	---	---	---	---	16,411	
EXAEBOR	HELLENIC EXCHANGES-A.S.E. (CR)	---	---	---	---	---	---	---	152,047	
ELPEBOR	HELLENIQ ENERGY (CR)	---	---	---	---	---	---	---	1,281,546	
INTEKBOR	IDEAL HOLDINGS (CR)	---	---	---	---	---	---	---	14,800	
INTRKBOR	INTRACOM HOLDINGS (CR)	---	---	---	---	---	---	---	18,000	
INKATBOR	INTRAKAT (CR)	---	---	---	---	---	---	---	649,581	
INLOTBOR	INTRALOT (CR)	---	---	---	---	---	---	---	87,977	
BELABOR	JUMBO SA (CR)	354	---	---	---	---	---	---	221,735	
KRIBOR	KRI-KRI S.A. (CR)	---	---	---	---	---	---	---	---	
LAMDABOR	LAMDA DEVELOPMENT SA (CR)	---	---	---	---	---	---	---	233,705	
LAVIBOR	LAVIPHARM SA (CR)	---	---	---	---	---	---	---	---	
MYTILBOR	METLEN ENERGY & METALS (CR)	---	---	---	---	---	---	---	194,089	
MIGBOR	MIG (CR)	541	---	---	---	---	---	---	40,179	

Stock Lending Notes

[1] - Multilateral contracts Lending or Borrowing as per Methods 8-1, 8-2 and 8-3-3 (According to ATHEX BoD Resolution No.17)

[2] - Bilateral Contracts Lending or Borrowing as per Methods 8-3-1 and 8-3-2 & Contracts as per Method 4 (According to ATHEX BoD Resolution No.20)

[3] - The information concerning OTC Stock Borrowing Transactions is based on the statements of the Dematerialised Securities System (DSS) operators involved and refers to volumes that have been registered up until the previous working day.

[4] - Average Price (Volume weighted)

[5] - The Data concerning Open Interest before the start of trading session

Lending Products	Underlying Title	Open Interest[5]	Multilateral Transactions[1]				Bilateral Transactions[2]		Stock Borrowing through OTC (volume)[3]	
			Volume(Offered)	Average Weighted	Transactions volume	Average Weighted	Transactions Volume	Average Weighted	Transactions Volume	
MOHBOR	MOTOR OIL (CR)	---	---	---	---	---	---	---	770,954	
ETEBOR	NATIONAL BANK (CR)	58,737	---	---	---	---	---	---	13,087,094	
OPAPBOR	OPAP (CR)	2,542	---	---	4,700	4.75%	---	---	1,678,557	
OPTIMABOR	OPTIMA BANK (CR)	7,300	---	---	---	---	---	---	1,018,359	
HTOBOR	OTE (CR)	---	---	---	---	---	---	---	1,566,441	
PPABOR	P.P.A. S.A. (CR)	1,000	---	---	---	---	---	---	77,012	
TPEIRBOR	PIRAEUS FINANCIAL HOLD (CR)	---	---	---	---	---	---	---	14,484,922	
PPCBOR	PPC (CR)	2,000	---	---	---	---	---	---	1,469,484	
PROFBOR	PROFILE SA (CR)	---	---	---	---	---	---	---	10,000	
QUESTBOR	QUEST HOLDINGS (CR)	391	---	---	---	---	---	---	24,382	
OLYMPBOR	TECHNICAL OLYMPIC SA (CR)	---	---	---	---	---	---	---	---	
TENERGYBOR	TERNA ENERGY (CR)	---	---	---	---	---	---	---	500,668	
EYAPSBOR	THESSALONIKA WATER & SEWERAGE	---	---	---	---	---	---	---	---	
PLATBOR	THRACE PLASTICS SA (CR)	---	---	---	---	---	---	---	1,596	
TITCBOR	TITAN CEMENT (CB)	1,600	---	---	---	---	---	---	196,482	
VIOBOR	VIOHALCO SA/NV (CB)	744	---	---	---	---	---	---	---	

Stock Lending Notes

[1] - Multilateral contracts Lending or Borrowing as per Methods 8-1, 8-2 and 8-3-3 (According to ATHEX BoD Resolution No.17)

[2] - Bilateral Contracts Lending or Borrowing as per Methods 8-3-1 and 8-3-2 & Contracts as per Method 4 (According to ATHEX BoD Resolution No.20)

[3] - The information concerning OTC Stock Borrowing Transactions is based on the statements of the Dematerialised Securities System (DSS) operators involved and refers to volumes that have been registered up until the previous working day.

[4] - Average Price (Volume weighted)

[5] - The Data concerning Open Interest before the start of trading session

Sectors codification for listed companies

12003-	ETF	10101010	Computer Services
10101015	Software	10102030	Computer Hardware
15101010	Telecommunications Equipment	15102015	Telecommunications Services
20101010	Health Care Facilities	20101025	Health Care Services
20102010	Medical Equipment	20103015	Pharmaceuticals
30101010	Banks	30202000	Diversified Financial Services
30202010	Asset Managers & Custodians	30202015	Investment Services
30204000	Closed End Investments	30302010	Full Line Insurance
30302015	Insurance Brokers	30302025	Property and Casualty Insurance
35101010	Real Estate Holding and Development	35101015	Real Estate Services
35102000	Diversified REITs	35102030	Office REITs
35102045	Retail REITs.	40201040	Rental & Leasing Services: Consumer
40202010	Home Construction	40202015	Household Furnishings
40202020	Household Appliance	40203040	Electronic Entertainment
40204020	Clothing & Accessories	40301010	Entertainment
40301030	Publishing	40301035	Radio & TV Broadcasters
40401010	Diversified Retailers	40401020	Apparel Retailers
40401025	Home Improvement Retailers	40401030	Specialty Retailers
40501010	Airlines	40501015	Travel & Tourism
40501020	Casinos & Gambling	40501025	Hotels & Motels
45101015	Distillers & Vintners	45101020	Soft Drinks
45102010	Farming Fishing Ranching & Plantations	45102020	Food Products
45103010	Tobacco	45201010	Food Retailers & Wholesalers
45201020	Personal Products	50101010	Construction
50101020	Building Roof/Wallboard and Plumbing	50101030	Cement
50101035	Building Materials: Other	50202010	Electrical Components
50203015	Plastics	50203030	Containers & Packaging
50204000	Machinery: Industrial	50204020	Machinery: Construction & Handling
50205010	Industrial Suppliers	50205020	Back Office Support HR & Consulting
50205030	Forms & Bulk Printing Services	50206015	Commercial Vehicles & Parts
50206030	Marine Transportation	50206060	Transportation Services
55101000	Diversified Materials	55101020	Textile Products
55102000	General Mining	55102010	Iron & Steel
55102015	Metal Fabricating	55102035	Aluminum
60101020	Oil Refining and Marketing	65101010	Alternative Electricity
65101015	Conventional Electricity	65102000	Multi-Utilities
65102030	Water		



ATHEX
Athens Stock Exchange

Λεωφ. Αθηνών 110 104 42 Αθήνα
110, Athinon Ave. GR 104 42 Athens
tel. (+30)210-33.66.800, fax (+30)210-33.66.101
www.athexgroup.gr