

24

Ημερήσιο Δελτίο
Συναλλακτικής Δραστηριότητας

Daily Official List
of Trading Activity

Monday, 2 September, 2024
Year: 145 Trading Day No: 165



ATHEXGROUP
Athens Exchange Group

Disclaimer:

Hellenic Exchanges-Athens Stock Exchange S.A endeavours to ensure that the data and other material ("Information") presented on the Daily Official List are accurate and complete, but it is not liable for any errors or omissions of data or /and for the accuracy, credibility, updating and completeness of the aforesaid information nor it has any liability arising directly or indirectly from the use of the above Information.

The Company is not liable for the accuracy of the data included in listed companies' announcements. Only the sender of such an announcement is fully and solely liable for any infringement of third party's rights from the content of such announcement. All contents of the Daily Official List are provided only for information purposes and do not constitute investment advice or solicitation to invest in securities or other products listed for trading on the Exchange.

You acknowledge and agree that the Company is the owner of any property rights related to any Information appearing on the Daily Official List including intellectual property rights copyright, trademarks, etc.

The above data are a property of the Hellenic Exchanges-Athens Exchange and are copyright protected. Users are forbidden to reproduce, modify, copy, sale, transmit or redistribute, by all reproduction means and methods, part or the whole of the above data, without reference to their source.

The commercial exploitation of these data is, also, forbidden by third parties. Hellenic Exchanges-Athens Exchange does not carry any responsibility, direct or indirect, derived from usage or accidental alteration of the above data when used by third parties.

Hellenic Exchanges – Athens Stock Exchange S.A.

110 Athinon Ave., 10442 Athens, Tel: (210) 33.66.800, Fax: (210) 32.13.938

www.athexgroup.gr

Thessalonica Stock Exchange Center (T.S.E.C)

16-18 Katouni Str., Thessalonica 546 25 Tel: (2310) 567.667, Fax: (2310) 530.545

Athex Members Guarantee Fund

14-16 Fidiou Str., Athens 106 78, Tel: (210) 33.04.682, Fax: (210) 33.04.155

Hellenic Republic Capital Market Commission

1 Kolokotroni Str. & 1 Stadiou Str., Athens 10562 Tel: (210) 33.77.100 Fax: (210) 33.77.173

Table of Contents

Section 1: Statistical Figures of Securities, Derivatives and Lending

Summary of Markets

Athex Indices

Analytic Figures for Athex Market's Boards and Categories

Trading Details by Athex Sectors and Financial Instruments (ETFs)

Top 10 best & worst performing Shares

Derivatives Summary

Section 2: Analytic Figures of Shares Transactions

Analytic Figures of Shares Transactions

Shares' Notes

Section 3: Figures of Securities Transactions

Securities Blocks Details

Shares Rights Details

Stock Borrowing

Forced Sales Details

Forced Sales Registered Shares

Exchange Traded Funds (ETFs) Characteristics

Section 5: Bonds traded in Fixed Income Assets Market

Convertible Corporate Bonds - Regulated Market

Non Convertible Corporate Bonds - Regulated Market

Government Bonds

Treasury Bills & Zero Coupon Government Bonds

Government Bonds Traded with the Open Outcry Method

State Banks Bonds

Section 6: Additional Infos

Athex & ATHEXClear Members List

List of Stocks under Market Making operations

Section 7: Derivatives Market Analytic Figures

Index Futures

Stock Futures

Index Options

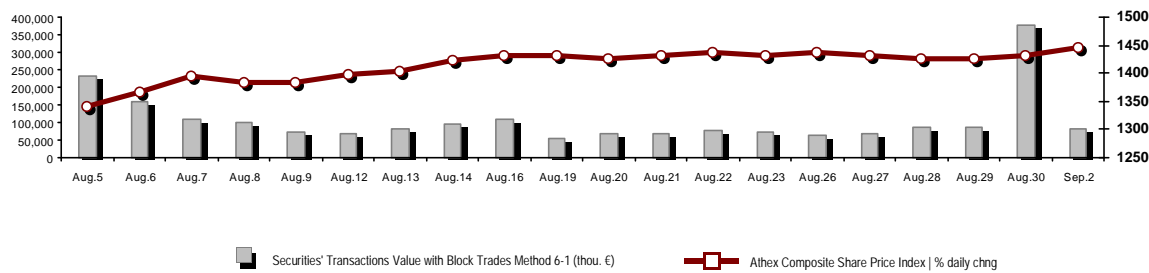
Stock Options

Stock Lending Analytic Figures

Appendix A: Sectors codification for listed companies

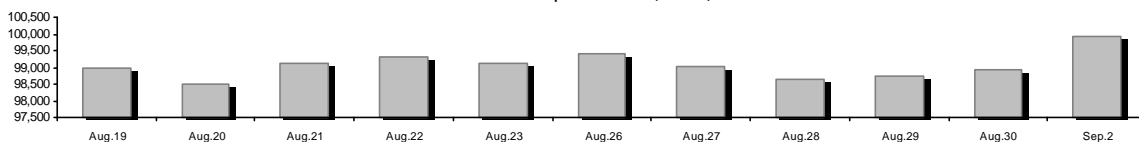
Summary of Markets

Athex Composite Share Price Index vs Shares and Derivatives Transactions Value

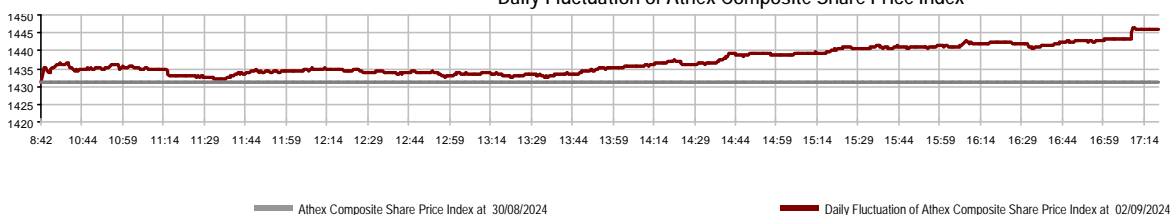


Athex Capitalisation (mill. €) **:	99,914.80		Derivatives Total Open Interest	414,440
Daily change: mill. € %	968.55	0.98%	in Index Futures % daily chng	5,326 -0.26%
Yearly Avg Capitalisation: mill. € % chng prev year Avg	97,680.38	21.51%	in Stock Futures % daily chng	407,634 0.51%
Athex Composite Share Price Index % daily chng	1,446.17	1.05%	in Index Options % daily chng	836 0.48%
Athex Composite Share Price Index Capitalisation (mill. €)	91,719.72		in Stock Options % daily chng	644 2.38%
Daily change (mill. €)	971.27			
Securities' Transactions Value with Block Trades Method 6-1 (t	81,456.19		Derivatives Contracts Volume:	16,054
Daily change: %	-295,905.61	-78.41%	Daily change: pieces %	4,214 35.59%
YtD Avg Trans. Value: thou. € % chng prev year Avg	130,004.14	18.65%	YtD Avg Derivatives Contracts % chng prev year Avg	35,423 -19.42%
Blocks Transactions Value of Method 6-1 (thou. €)	8,278.55		Derivatives Trades Number:	1,152
Blocks Transactions Value of Method 6-2 & 6-3 (thou. €)	507.88		Daily change: number %	216 23.08%
Bonds Transactions Value (thou.€)	1,161.74		YtD Avg Trades number % chng prev year Avg	1,890 -18.91%
Securities' Transactions Volume with Block Trades Method 6-1 (tho	16,745.16		Lending Total Open Interest	286,110
Daily change: thou. pieces %	-33,989.48	-66.99%	Daily change: pieces %	-18 -0.01%
YtD Avg Volume: % chng prev year Avg	28,406.94	-15.51%	Lending Volume (Multilateral/Bilateral)	67,039
Blocks Transactions Volume of Method 6-1 (thou. Pieces)	2,226.31		Daily change: pieces %	67,039
Blocks Transactions Volume of Method 6-2 & 6-3 (thou. Pieces)	65.00		Multilateral Lending	67,039
Bonds Transactions Volume	1,177,000		Bilateral Lending	0
Securities' Trades Number with Block Trades Method 6-1	25,013		Lending Trades Number:	5
Daily change: number %	-8,038	-24.32%	Daily change: %	5
YtD Avg Trades number % chng prev year Avg	37,905	4.65%	Multilateral Lending Trades Number	5
Number of Blocks Method 6-1	11		Bilateral Lending Trades Number	0
Number of Blocks Method 6-2 & 6-3	1			
Number of Bonds Transactions	211			

Athex Capitalisation (mill. €) **



Daily Fluctuation of Athex Composite Share Price Index



Athex Indices

Index name	02/09/2024	30/08/2024	pts.	%	Min	Max	Year min	Year max	Year change
Athex Composite Share Price Index	1,446.17 #	1,431.19	14.98	1.05%	1,431.19	1,446.21	1,293.14	1,505.35	11.83% #
Athex Composite Index Total Return Index	2,727.44 #	2,699.18	28.26	1.05%	2,699.18	2,727.51	2,355.44	2,789.06	15.79% #
Athex ESG Index	1,652.85 #	1,632.25	20.60	1.26%	1,632.25	1,652.88	1,471.77	1,722.97	12.30% #
ATHEX Alternative Market Price Index	13,950.71 #	13,861.43	89.28	0.64%	13,839.81	14,030.04	9,352.11	15,217.49	49.17% #
FTSE/Athex Large Cap	3,520.37 #	3,473.66	46.71	1.34%	3,473.66	3,520.37	3,122.79	3,665.50	12.73% #
FTSE/Athex Mid Cap Index	2,312.88 €	2,320.72	-7.84	-0.34%	2,300.12	2,320.72	2,054.77	2,459.55	2.76% #
FTSE/ATHEX High Dividend Yield Index	3,888.35 #	3,850.83	37.52	0.97%	3,850.83	3,889.73	3,629.54	4,217.66	3.10% #
FTSE/Athex Market Index	840.89 #	831.22	9.67	1.16%	831.22	840.90	746.82	875.18	12.60% #
FTSE/Athex Banks	1,282.90 #	1,265.62	17.28	1.37%	1,262.30	1,282.90	1,057.67	1,354.57	20.84% #
FTSE/ATHEX TECHNOLOGY & TELECOMMUNICAT	5,598.98 #	5,503.34	95.64	1.74%	5,503.34	5,599.15	4,915.95	5,705.00	10.38% #
FTSE/ATHEX FINANCIAL SERVICES	6,021.35 #	5,940.74	80.61	1.36%	5,926.11	6,021.35	4,996.31	6,357.41	20.09% #
FTSE/ATHEX REAL ESTATE	4,913.55 #	4,849.37	64.18	1.32%	4,844.40	4,919.59	4,507.00	5,120.52	-0.95% €
FTSE/ATHEX CONSUMER DISCRETIONARY	4,998.45 #	4,904.88	93.57	1.91%	4,904.88	4,998.45	4,663.68	5,557.48	-0.35% €
FTSE/ATHEX CONSUMER STAPLES	6,294.36 #	6,225.47	68.89	1.11%	6,225.47	6,299.46	5,069.68	6,491.28	23.70% #
FTSE/ATHEX INDUSTRIALS	6,522.88 #	6,494.05	28.83	0.44%	6,468.31	6,527.35	5,044.08	6,621.39	28.37% #
FTSE/ATHEX BASIC MATERIALS	4,912.22 #	4,854.12	58.10	1.20%	4,834.43	4,918.93	4,369.10	5,876.05	0.87% #
FTSE/ATHEX ENERGY & UTILITIES	4,926.43 #	4,890.32	36.11	0.74%	4,880.99	4,926.43	4,536.38	5,474.06	-1.23% €
Athex All Share Index	336.51 #	333.24	3.27	0.98%	336.51	336.51	304.60	347.29	11.43% #
Hellenic Mid & Small Cap Index	2,058.79 #	2,047.93	10.86	0.53%	2,042.76	2,059.11	1,881.89	2,157.15	6.73% #
FTSE/Athex Large Cap Total Return	6,039.50 #	5,959.36	80.14	1.34%			5,201.70	6,187.73	16.88% #
FTSE/Athex Mid Cap Total Return	3,160.93 €	3,171.64	-10.71	-0.34%			2,872.41	3,302.69	4.28% #
MSCI GREECE REBASED	5,516.72 #	5,426.48	90.24	1.66%	5,426.48	5,516.72	4,964.20	5,837.84	10.67% #
Hellenic Corporate Bond Index	135.38 #	135.35	0.04	0.03%			129.54	135.38	4.43% #
Hellenic Corporate Bond Price Index	92.58 #	92.57	0.02	0.02%			90.52	92.58	2.14% #

Note 1: FTSE/Med 100, Hellenic Corporate Bond Price Index and Hellenic Corporate Bond Index closing prices refer to the previous trading day of 29/08/2024.

Note 2: The Hellenic Mid & Small Cap Index is a Customized index calculated by the Athens Exchange.

Analytic Figures for Athex Market's Boards and Categories

	Total Traded Securities	Main Market	Surveillance	Exchange Traded Funds (ETFs)
Totals	117	111	5	1
Gain / Lose / Same:	61 / 30 / 26	60 / 28 / 23	0 / 2 / 3	1 / 0 / 0
Athex Capitalisation (mill. €) **	99,914.80	99,849.39	65.42	
Daily Average Trans/ons Value(thou.€)	130,004.14	129,837.83	30.69	249.55
Transactions Value	81,964.08	81,854.63	5.04	104.41
Main Board:	72,739.75	72,630.30	5.04	104.41
Blocks Board 6_2_3:	8,786.43	8,786.43	0.00	0.00
Forced Sales Board:	437.89	437.89	0.00	0.00
Special Terms Board:	0.00	0.00	0.00	0.00
Daily Average Transactions Volume	28,406,945	28,281,594	137,565	7,212
Transactions Volume	16,810,156	16,766,251	40,905	3,000
Main Board:	14,503,772	14,459,867	40,905	3,000
Blocks Board 6_2_3:	2,291,312	2,291,312	0	0
Forced Sales Board:	15,072	15,072	0	0
Special Terms Board:	0	0	0	0
Daily Average Number of Trades	37,905	37,800	58	48
Number of Trades	25,014	24,946	21	47
Main Board:	24,989	24,921	21	47
Blocks Board 6_2_3:	12	12	0	0
Forced Sales Board:	13	13	0	0
Special Terms Board:	0	0	0	0

Trading Details by Athex Sectors and Financial Instruments (ETFs)

Code	Sectors	Gain / Lose / Same	Number of Trades	Transactions Volume	Transactions Value	% of Total Trans. Value
3010	- Banks	4 / 2 / 1	8,610	12,678,344	40,217,206.00	49.07%
5510	- Basic Resources	8 / 1 / 3	603	196,563	628,089.92	0.77%
5010	- Construction & Materials	5 / 7 / 3	1,606	479,592	2,319,775.50	2.83%
4020	- Consumer Products & Services	2 / 1 / 2	112	31,251	54,643.34	0.07%
6010	- Energy	2 / 1 / 1	4,751	974,752	18,031,117.23	22.00%
12000	- Financial Instruments	1 / 0 / 0	47	3,000	104,414.15	0.13%
3020	- Financial Services	3 / 0 / 2	169	22,114	107,110.50	0.13%
4510	- Food Beverage & Tobacco	2 / 0 / 3	100	27,817	707,605.87	0.86%
2010	- Health Care	2 / 1 / 0	56	24,006	21,779.71	0.03%
5020	- Industrial Goods & Services	5 / 7 / 2	1,055	261,222	1,668,668.41	2.04%
3030	- Insurance	0 / 0 / 1	17	1,258	6,209.18	0.01%
4030	- Media	0 / 0 / 0	---	---	---	---
4520	- Personal Care, Drug & Grocery Stores	1 / 1 / 0	230	23,122	185,372.80	0.23%
3510	- Real Estate	7 / 3 / 3	795	274,133	1,048,231.67	1.28%
4040	- Retail	4 / 1 / 1	879	113,435	1,426,403.06	1.74%
1010	- Technology	6 / 1 / 3	595	263,331	1,449,132.99	1.77%
1510	- Telecommunications	1 / 0 / 1	1,156	217,570	3,245,914.26	3.96%
4050	- Travel & Leisure	4 / 2 / 0	1,947	724,634	4,946,422.40	6.03%
6510	- Utilities	4 / 2 / 0	2,286	494,012	5,795,980.38	7.07%

Top 10 best & worst performing Shares

Main Market

With positive Price change	Closing price	change	With negative Price change	Closing price	change
KEKROPS SA (CR)	1.53	9.29% #	INTRAKAT (CR)	5.02	-2.52% ☒
PROFILE SA (CR)	4.745	3.60% #	PAPOUTSANIS (CR)	2.39	-2.45% ☒
OPAP (CR)	16.15	3.26% #	AUTOHELLAS SA (CR)	11.22	-2.26% ☒
GR. SARANTIS S.A. (CR)	10.24	3.02% #	FOURLIS (CR)	3.985	-1.24% ☒
PIRAEUS FINANCIAL HOLD (CR)	4.02	2.87% #	INTRALOT (CR)	1.188	-1.16% ☒
OTE (CR)	15.08	2.87% #	ADMIE (IPTO) HOLDING S.A. (CR)	2.115	-0.94% ☒
DIMAND (CR)	9.67	2.44% #	OPTIMA BANK (CR)	12.88	-0.92% ☒
AUSTRIACARD (CB)	5.99	2.39% #	PREMIA (CR)	1.188	-0.83% ☒
ORILINA PROPERTIES REIC (CR)	0.849	2.29% #	DOMIKI KRITIS SA (CR)	3.375	-0.59% ☒
AEGEAN AIRLINES (CR)	11.16	2.20% #	THRACE PLASTICS SA (CR)	3.91	-0.51% ☒
With the highest Transactions Value	Value (thou. €)	change	With the highest Transactions Volume	Volume	change
MOTOR OIL (CR)	16,569.42	-0.18% ☒	EUROBANK HOLDINGS (CR)	5,627,624	0.00% -
PIRAEUS FINANCIAL HOLD (CR)	15,366.36	2.87% #	PIRAEUS FINANCIAL HOLD (CR)	3,857,752	2.87% #
EUROBANK HOLDINGS (CR)	11,572.90	0.00% -	ALPHA SERVICES HOLD (CR)	1,921,696	1.91% #
NATIONAL BANK (CR)	9,673.89	1.53% #	NATIONAL BANK (CR)	1,224,418	1.53% #
OPAP (CR)	4,085.72	3.26% #	MOTOR OIL (CR)	763,108	-0.18% ☒
OTE (CR)	3,236.53	2.87% #	INTRALOT (CR)	430,635	-1.16% ☒
ALPHA SERVICES HOLD (CR)	3,002.47	1.91% #	OPAP (CR)	255,412	3.26% #
PPC (CR)	2,477.26	1.03% #	OTE (CR)	216,108	2.87% #
METLEN ENERGY & METALS (CR)	2,036.15	1.17% #	PPC (CR)	212,125	1.03% #
HELLENIQ ENERGY (CR)	1,442.19	0.98% #	HELLENIQ ENERGY (CR)	201,637	0.98% #

Note: Stocks that are not included in the "Under Supervision" category, and the transactions value is more than 10,000 €.

Derivatives Summary

	Number of Trades	Volume	Open Interest
Index Futures	114	512	5,326
FTSE/Athex Banks	2	11	1,263
FTSE/Athex Large Cap	112	501	4,040
MSCI GREECE REBASED	0	0	23
Stock Futures	1,035	15,539	407,634
ADMIE (IPTO) HOLDING S.A. (CR)	15	115	22,006
AEGEAN AIRLINES (CR)	10	41	3,852
ALPHA SERVICES HOLD (CR)	108	4,392	159,886
ATHENS INTL AIRPORT (CR)	0	0	1,162
AUTOHELLAS SA (CR)	0	0	151
AVAX S.A. (CR)	0	0	641
CC HBC AG (CR)	1	3	137
CENERGY HOLDINGS (CB)	9	58	3,998
ELLAKTOR (CR)	34	186	3,345
ELVALHALCOR (CR)	1	6	4,784
EUROBANK HOLDINGS (CR)	65	1,084	17,170
EYDAP S.A. (CR)	2	10	4,377
FOURLIS (CR)	5	15	1,045
GEK TERNA (CR)	10	75	11,810
HELLENIC EXCHANGES-A.S.E. (CR)	25	104	3,923
HELLENIQ ENERGY (CR)	25	56	6,063
INTRACOM HOLDINGS (CR)	9	27	7,736
INTRAKAT (CR)	18	73	2,360
JUMBO SA (CR)	8	25	387
LAMDA DEVELOPMENT SA (CR)	6	6	6,050
METLEN ENERGY & METALS (CR)	11	25	4,620
MIG (CR)	0	0	88
MOTOR OIL (CR)	92	324	5,744
NATIONAL BANK (CR)	118	1,591	14,861
OPAP (CR)	24	117	1,243
OPTIMA BANK (CR)	1	5	70
OTE (CR)	17	69	3,430
P.P.A. S.A. (CR)	2	10	75
PIRAEUS FINANCIAL HOLD (CR)	366	6,646	66,418
PPC (CR)	42	365	25,210
QUEST HOLDINGS (CR)	0	0	173
TERNA ENERGY (CR)	7	90	20,162
TITAN CEMENT (CB)	3	11	391
VIOHALCO SA/NV (CB)	1	10	4,266
Index Options	3	3	836
FTSE/Athex Large Cap	3	3	836
Stock Options	0	0	644
ALPHA SERVICES HOLD (CR)	0	0	0
NATIONAL BANK (CR)	0	0	310
OPAP (CR)	0	0	150
OTE (CR)	0	0	81
PIRAEUS FINANCIAL HOLD (CR)	0	0	0
PPC (CR)	0	0	103
Total Derivatives Traded	1,152	16,054	414,440

Number of Outstanding Securities	Nominal Value	Dividends [1] 2021 2022 2023	Date of Last Dividend [2]	Last Coupon Right	Note	Shares	Closing price	% change	Previous closing price/date	Open price	Price min	Price max	Last price	Avg price	Last Bid [7]	Last Ask [7]	P/E after tax	Year	Volume	Trades	Transactions Value[8]	Company Mkt Value (thou. €)	Year low	Year high	Sector[4]	
2,352,839,697	0.290	-- -- 0.026	26/07/2024	18/04/2017	--	ALPHA SERVICES HOLD (CR)	1.576	1.91 P	1.5465 30/08/2024	1.559	1.55	1.576	1.576	1.562	1993@1.58	1168@1.58	-- --	--	1,921,696	1,290	3,002,468.87	3,708,075.36	1.444	1.79	30101010	
36,353,868	1.00	-- (0.025)	0.1	16/07/2024	21/08/2023	--	AUSTRIACARD (CB)	5.99	2.39 P	5.85 30/08/2024	5.85	5.82	6	5.99	5.908	200@5.92	3220@6.00	-- --	--	50,171	135	296,385.57	217,759.67	5.35	6.8	10101010
48,624,764	0.080	0.46 0.65	0.7	22/04/2024	05/12/2022	--	AUTOHELLAS SA (CR)	11.22	-2.26 E	11.48 30/08/2024	11.48	11.16	11.48	11.22	11.247	600@11.18	224@11.36	-- --	--	3,176	53	35,721.78	545,569.85	10.4	14.1	40201040
190,162,681	--	0.05	0.08	25/06/2024	07/12/2016	--	CENERGY HOLDINGS (CB)	9.78	0.82 P	9.7 30/08/2024	9.57	9.57	9.82	9.78	9.773	50@9.75	1633@9.77	-- --	--	105,810	293	1,034,125.49	1,859,791.02	6.71	10.18	50202010
373,175,988	6.70	0.71 0.78	0.93	30/05/2024	29/04/2013	--	CC HBC AG (CR)	33.38	0.18 P	33.32 30/08/2024	33.5	33.2	33.5	33.38	33.31	100@33.22	1000@33.46	-- --	--	17,699	39	590,454.3612	456,614.48	25.66	34.04	45101020
3,664,399,104	0.220	-- -- 0.0933	25/07/2024	20/05/2019	--	EUROBANK HOLDINGS (CR)	2.064	-- ~	2.064 30/08/2024	2.06	2.009	2.066	2.064	2.056	11940@2.06	14598@2.06	-- --	--	5,627,624	1,539	11,572,898.48	7,563,319.75	1.599	2.263	30101010	
305,635,185	2.18	0.1 0.3	0.9	10/07/2024	01/10/2003	--	HELLENIO ENERGY (CR)	7.21	0.98 P	7.14 30/08/2024	7.06	7.06	7.21	7.21	7.152	347@7.20	2726@7.21	-- --	--	201,637	769	1,442,186.86	2,203,629.68	6.75	8.81	60101020
83,600,000	0.690	-- -- 0.0504	25/06/2024	02/07/2024	--	INTRACOM HOLDINGS (CR)	3.17	-- ~	3.17 30/08/2024	3.215	3.145	3.215	3.17	3.169	610@3.15	2227@3.20	-- --	--	21,208	75	67,210.49	265,012.00	2.835	4.335	10101010	
160,523,985	0.300	-- -- --	12/08/2008	30/12/2022	--	INTRAKAT (CR)	5.02	-2.52 E	5.15 30/08/2024	5.14	5.02	5.16	5.02	5.059	1499@5.01	4000@5.05	-- --	--	145,403	299	735,589.37	805,830.40	4.46	5.64	50101010	
136,059,759	0.880	0.77 0.322	1	10/07/2024	05/03/2014	--	JUMBO SA (CR)	23.2	1.40 P	22.88 30/08/2024	23.18	22.78	23.2	23.2	23.106	1000@23.14	200@23.22	-- --	--	52,638	615	1,216,261.38	3,156,586.41	21.68	30.1	40401010
176,736,715	0.300	-- -- --	30/05/2007	27/11/2019	--	LAMDA DEVELOPMENT SA (CR)	7.13	1.28 P	7.04 30/08/2024	7.02	7.02	7.19	7.13	7.13	1755@7.12	8168@7.14	-- --	--	99,204	350	707,292.87	1,260,132.78	6.15	7.65	35101010	
142,891,161	0.970	0.4341 1.24	1.5531	26/06/2024	07/07/2017	--	METLEN ENERGY & METALS (CR)	34.44	1.17 P	34.04 30/08/2024	34	33.88	34.44	34.44	34.14	50@34.28	1830@34.44	-- --	--	59,641	758	2,036,154.02	4,921,171.58	31.58	39.56	65102000
13,968,683	0.100	0.036 0.0421	0.0526	28/06/2024	02/11/2021	--	PERFORMANCE TECHNOLOGIES (CR)	6.66	0.45 P	6.63 30/08/2024	6.75	6.6	6.75	6.66	6.649	75@6.64	721@6.66	-- --	--	91,453	32	608,098.65	93,031.43	4.7	7.48	10101010
27,345,120	0.280	-- -- --	18/07/2005	26/02/2014	--	QUALITY & RELIABILITY SA (CR)	1.174	1.21 P	1.16 30/08/2024	1.174	1.152	1.176	1.174	1.166	102@1.17	293@1.17	-- --	--	3,663	19	4,271.58	32,103.17	0.6	1.62	10101010	
78,325,475	--	0.6 0.85	25/06/2024	23/07/2019	--	TITAN CEMENT (CB)	32.1	1.26 P	31.7 30/08/2024	32.15	31.45	32.15	32.1	31.851	12@32.05	69@32.10	-- --	--	19,553	347	622,773.30	2,514,247.75	20.9	33.75	50101030	
259,189,761	0.1	0.12 0.12	25/06/2024	26/02/2016	--	VIOHALCO SANV (CB)	5.84	0.69 P	5.8 30/08/2024	5.74	5.74	5.88	5.84	5.821	100@5.82	1039@5.85	-- --	--	66,629	232	387,879.36	1,513,668.20	5.03	6.63	55102015	
148,321,516	0.300	-- 0.07	0.03	29/07/2024	22/01/2020	--	AVAX S.A. (CR)	1.382	-0.29 E	1.386 30/08/2024	1.376	1.37	1.384	1.382	1.378	100@1.38	11600@1.38	-- --	--	44,784	80	61,712.81	204,980.34	1.194	1.884	50101010
232,000,000	2.12	0.0854 0.0682	0.0582	04/10/2023	19/06/2017	--	ADMIE (IPTO) HOLDING S.A. (CR)	2.115	-0.94 E	2.135 30/08/2024	2.11	2.095	2.125	2.115	2.105	310@2.11	2349@2.12	8.35	2023	157,927	360	332,410.54	490,680.00	2.02	2.425	65101015
90,167,100	0.500	-- -- 0.7515	20/05/2024	24/05/2021	--	AEGEAN AIRLINES (CR)	11.16	2.20 P	10.92 30/08/2024	10.98	10.77	11.18	11.16	11.09	19@11.14	491@11.17	-- --	--	29,113	350	322,874.16	1,006,264.84	9.85	13.47	40501010	
103,423,291	0.570	-- -- --	01/08/2011	28/08/2024	--	GEK TERNA (CR)	17.6	0.46 P	17.52 30/08/2024	17.4	17.4	17.62	17.6	17.524	1776@17.56	1409@17.60	-- --	--	26,941	247	472,122.72	1,820,249.92	12.98	18.24	50101010	
382,000,000	2.48	-- -- 0.25	22/07/2024	12/12/2001	--	PPC (CR)	11.74	1.03 P	11.62 30/08/2024	11.51	11.51	11.74	11.74	11.678	312@11.73	2513@11.74	-- --	--	212,125	896	2,477,262.15	4,484,680.00	10.1	12.67	65101015	
300,000,000	1.00	-- -- 0.33	21/05/2024	07/02/2024	--	ATHENS INTL AIRPORT (CR)	7.894	-0.08 E	7.9 30/08/2024	7.804	7.804	7.9	7.894	7.887	350@7.88	267@7.89	-- --	--	39,209	433	309,235.53	2,368,200.00	7.3	9.56	50206060	
914,715,153	1.00	-- -- 0.3643	29/07/2024	29/08/2018	--	NATIONAL BANK (CR)	7.978	1.53 P	7.858 30/08/2024	7.858	7.82	7.98	7.978	7.901	321@7.97	1881@7.98	-- --	--	1,224,418	2,003	9,673,889.62	7,297,597.49	6.222	8.65	30101010	
375,241,586	0.390	0.03 0.06	0.04	25/06/2024	14/07/2006	--	ELVALHALCOR (CR)	1.87	1.63 P	1.84 30/08/2024	1.86	1.852	1.878	1.87	1.866	54@1.87	200@1.88	-- --	--	117,664	285	219,521.84	701,701.77	1.63	2.435	55102015
348,192,005	0.040	-- -- --	05/07/2011	22/07/2024	--	ELLAKTOR (CR)	2.08	0.48 P	2.07 30/08/2024	2.07	2.03	2.09	2.08	2.066	303@2.07	8032@2.08	-- --	--	152,640	356	315,373.77	724,239.37	1.77	2.84	50101010	
60,348,000	0.420	0.1515 0.1565	0.2504	25/06/2024	04/08/2021	--	HELLENIC EXCHANGES-A.S.E. (CR)	4.565	1.00 P	4.52 30/08/2024	4.515	4.5	4.565	4.565	4.55	274@4.56	400@4.57	-- --	--	15,101	96	68,705.58	275,488.62	4.27	5.92	30202015
106,500,000	0.600	0.28 0.02	0.1	22/07/2024	13/09/2021	--	EYDAP S.A. (CR)	5.59	-0.18 E	5.6 30/08/2024	5.58	5.5	5.62	5.59	5.554	3@5.52	116@5.59	-- --	--	19,555	117	108,606.96	595,335.00	5.1	6.15	65102030
604,095,621	0.300	-- -- --	30/05/2013	10/10/2023	--	INTRALOT (CR)	1.188	-1.16 E	1.202 30/08/2024	1.19	1.166	1.196	1.188	1.187	2097@1.19	7987@1.19	-- --	--	430,635	404	511,184.33	717,665.60	1.014	1.294	40501020	
110,782,980	0.750	0.9054 1.6299	1.8415	26/06/2024	04/11/2013	--	MOTOR OIL (CR)	21.66	-0.18 E	21.7 30/08/2024	21.96	21.6	21.98	21.66	21.713	13488@21.66	1676@21.70	-- --	--	763,108	3,929	16,569,424.50	2,399,559.35	20.62	28.56	60101020
370,062,741	0.300	0.6 1	1.6123	29/04/2024	25/06/2024	--	OPAP (CR)	16.15	3.26 P	15.64 30/08/2024	15.64	15.64	16.15	16.15	15.997	3500@16.10	1321@16.16	-- --	--	255,412	1,147	4,085,718.55	5,976,513.27	14.4	17.35	40501020
412,693,573	2.83	0.8231 0.5888	0.7216	04/07/2024	18/06/1998	--	OTE (CR)	15.08	2.87 P	14.66 30/08/2024	14.7	14.7	15.09	15.08	14.976	277@15.02	696@15.08	-- --	--	216,108	1,129	3,236,526.16	6,223,419.08	12.76	15.27	15102015
1,250,367,223	0.930	-- -- 0.0632	10/07/2024	14/04/2021	--	PIRAEUS FINANCIAL HOLD (CR)	4.02	2.87 P	3.908 30/08/2024	3.908	3.902	4.02	4.02	3.983	627@4.02	6211@4.02	-- --	--	3,857,752	3,485	15,366,357.34	5,026,476.24	3.21	4.22	30101010	
66,850,563	0.780	0.1493 0.1495	0.2313	02/05/2024	13/06/2018	--	GR. SARANTIS S.A. (CR)	10.24	3.02 P	9.94 30/08/2024	10.04	10.02	10.28	10.24	10.168	150@10.20	143@10.24	-- --	--	16,724	197	170,049.62	684,549.77	8.18	12.44	45201020
118,105,090	0.300	0.3411 0.3798	0.3821	08/07/2024	05/03/2020	--	TERNA ENERGY (CR)	19.14	0.16 P	19.11 30/08/2024	19.11	19.11	19.14	19.14	19.132	2091@19.13	9269@19.14	-- --	--	43,829	138	838,547.06	2,260,531.42	14.68	19.7	65101010
73,774,142	3.45	-- -- 0.44	25/06/2024	04/10/2023	--	OPTIMA BANK (CR)	12.88	-0.92 E	13 30/08/2024	12.98	12.76	12.98	12.88	12.846	4152@12.90	400@12.94	-- --	--	41,035	213	527,143.50	950,210.95	7.24	13.2	30101010	

Main Market - Medium Liquidity Class

13,126,020	0.660	0.1163 0.1158	0.1376	10/07/2024	04/09/2020	--	AS COMPANY SA (CR)	2.82	1.08 P	2.79 30/08/2024	2.8	2.78	2.82	2.82	2.806	145@2.78	90@2.82	-- --	--	10,768	66	30,220.21	37,015.38	2.32	3.12	40401030
------------	-------	---------------	--------	------------	------------	----	--------------------	------	--------	-----------------	-----	------	------	------	-------	----------	---------	-------	----	--------	----	-----------	-----------	------	------	----------

Daily Official List

Year: 145 Trading Day No: 165

Section 2: Analytic Figures of Shares Transactions

Monday, 2 September, 2024

Number of Outstanding Securities	Nominal Value	Dividends [1]			Date of Last Coupon		Note	Shares	Closing price	% change	Previous closing price/date	Open price	Price min	Price max	Last price	Avg price	Last Bid [7]	Last Ask [7]	P/E after tax	Year	Volume	Trades	Transactions Value[8]	Company Mkt Value (thou. €)	Year low	Year high	Sector[4]	
		2021	2022	2023	Dividend [2]	Right																						
18,810,000	0.400	---	---	---	08/07/2010	14/11/2007	---	VARVERIS - MODA BAGNO SA (CR)	3.99	---	3.99	30/08/2024	3.8	3.8	3.99	3.99	3.941	15@3.99	200@4.05	---	---	361	10	1,422.85	75,051.90	1.9	3.99	40401025
15,000,000	0.300	---	---	---	06/07/2007	18/07/2000	---	DAIOS PLASTICS SA (CR)	3.28	---	3.28	30/08/2024	---	---	---	---	100@3.12	174@3.28	---	---	---	---	---	---	49,200.00	3.04	4.18	50203015
3,307,500	0.210	---	0.4	---	13/10/2023	30/11/2022	---	ELVE SA (CR)	5.65	---	5.65	30/08/2024	---	---	---	---	30@5.40	319@5.60	10.55	2023	---	---	---	---	18,687.38	4.7	5.65	40204020
86,735,980	0.310	---	---	0.02	22/07/2024	07/09/2023	---	ATHENS MEDICAL CENTER SA (CR)	1.57	-0.95	€ 1.585	30/08/2024	1.595	1.535	1.595	1.58	1.551	250@1.54	708@1.58	---	---	2,738	19	4,246.35	136,175.49	1.45	2.03	20101025
2,760,000	11.83	11	11.8	12.4	03/06/2024	16/07/1990	---	KARELIA (CR)	340	---	340	30/08/2024	344	328	344	328	338.667	20@330.00	6@338.00	---	---	3	2	1,016.00	938,400.00	324	350	45103010
6,700,000	0.800	0.047	0.047	0.047	23/07/2024	29/05/2014	---	MILLS KEPENOS (CR)	1.6	---	1.6	30/08/2024	---	---	---	---	95@1.49	1188@1.73	17.18	2023	---	---	---	---	10,720.00	1.5	2.26	45102020
18,017,472	0.360	---	---	---	09/09/2022	28/08/2017	---	KTIMA KOSTAS LAZARIDIS SA (CR)	1.83	---	1.83	30/08/2024	---	---	---	---	220@1.75	1742@1.83	---	---	---	---	---	---	32,971.97	1.6	1.9	45101015
21,364,000	1.12	---	0.4	---	21/08/2023	08/03/2023	---	LAMPASA HOTEL SA (CR)	37.8	-2.07	€ 38.6	30/08/2024	38.2	37.8	38.2	37.8	38	65@37.60	100@38.60	---	---	130	3	4,940.00	807,559.20	28.4	39.8	40501025
9,819,370	0.500	---	---	---	14/08/2007	09/01/2004	---	MATHIOS REFRACTORY SA (CR)	0.722	---	0.722	30/08/2024	0.7	0.698	0.718	0.718	0.701	3@0.716	72@0.734	---	---	223	3	156.29	7,089.59	0.638	1.3	55101000
32,188,050	1.04	---	---	---	21/07/2008	20/01/2000	---	MOUZAKIS (CR)	0.62	---	0.62	30/08/2024	0.615	0.615	0.615	0.615	0.615	150@0.615	140@0.650	---	---	400	1	246.00	19,956.59	0.595	0.92	55101020
6,340,000	0.600	0.17	0.1	0.2	11/12/2023	11/01/2024	---	NAKAS MUSIC	2.88	1.41	€ 2.84	30/08/2024	2.98	2.88	2.98	2.9	2.883	360@2.70	54@2.90	---	---	696	7	2,006.68	18,259.20	2.5	3.16	40401030
27,379,200	0.980	---	0.45	0.5001	01/08/2024	29/08/2022	---	CRETE PLASTICS SA (CR)	14.3	---	14.3	30/08/2024	14.3	14.3	14.3	14.3	14.3	410@14.40	425@14.90	---	---	100	1	1,430.00	391,522.56	14.2	16.4	50203015
255,494,534	2.71	0.279	0.255	0.247	14/06/2024	30/09/2021	---	PRODEA (CR)	7.15	---	7.15	30/08/2024	6.65	6.6	6.65	6.6	6.62	130@6.45	110@7.00	---	---	275	2	1,820.50	1,826,785.92	6.5	8	35102000
4,181,450	0.500	---	---	---	21/08/2000	05/03/2002	---	FLOUR MILLS SARANTOPOULOS SA	1.07	---	1.07	30/08/2024	1.07	1.07	1.07	1.07	1.07	---	589@1.17	---	---	8	1	8.56	4,474.15	0.965	1.17	45102020
8,340,750	1.16	---	---	---	25/06/2009	17/09/2018	---	HAIDEMENOS SA (CR)	0.64	---	0.64	30/08/2024	---	---	---	---	230@0.595	280@0.640	---	2023	---	---	---	---	5,338.08	0.555	0.92	50205030

Exchange Traded Funds (ETFs)

971,502	---	---	---	---	15/06/2016	---	ALPHA ETF FTSE Athex Large Cap	35	1.30	€ 34.55	30/08/2024	34.55	34.55	35.03	35	34.805	572@34.95	500@35.14	---	---	3,000	47	104,414.15	---	31.58	38	12003
---------	-----	-----	-----	-----	------------	-----	--------------------------------	----	------	---------	------------	-------	-------	-------	----	--------	-----------	-----------	-----	-----	-------	----	------------	-----	-------	----	-------

Surveillance

89,078,604	0.040	---	---	---	07/07/2010	16/01/2024	5160	FRIGOGLASS SA (CR)	0.212	-2.75	€ 0.218	30/08/2024	0.21	0.21	0.218	0.218	0.211	550@0.214	7914@0.218	---	2023	17,113	10	3,619.33	18,884.66	0.2	0.44	50204000	
65,326,268	0.530	---	---	---	04/07/2007	19/07/2006	4750	SATO SA (CR)	0.028	---	0.028	30/08/2024	0.03	0.03	0.03	0.03	0.03	6400@0.026	23840@0.030	---	---	20,000	3	600.00	1,829.14	0.027	0.067	40202015	
13,191,620	0.620	---	---	---	04/08/2010	09/09/2002	5232	YALCO - CONSTANTINOU (CR)	0.162	---	0.162	30/08/2024	---	---	---	---	---	---	5822@0.162	---	---	---	---	---	---	2,137.04	0.146	0.208	40202020
17,579,754	4.16	---	---	---	18/08/2006	02/08/2010	---	BIOTER SA (CR)	0.238	---	0.238	30/08/2024	0.218	0.218	0.218	0.218	0.218	9912@0.230	500@0.238	---	---	787	4	171.57	4,183.98	0.2	0.436	50101010	
54,654,600	0.050	---	---	---	01/07/1998	30/12/2022	5275	VIS SA (CR)	0.142	---	0.142	30/08/2024	---	---	---	---	---	500@0.142	---	---	2023	---	---	---	---	7,760.95	0.14	0.288	50203030
51,754,364	0.300	---	---	---	23/12/2003	24/01/2007	5197	SELECTED TEXT. IND. ASSOC (CR)	0.12	---	0.12	30/08/2024	---	---	---	---	---	4500@0.109	6000@0.128	---	---	---	---	---	---	6,210.52	0.108	0.164	55101020
15,842,391	1.51	---	---	---	15/07/2009	12/05/2000	5141	BITROS HOLDING SA (CR)	0.65	---	0.65	30/08/2024	0.585	0.585	0.585	0.585	0.586	495@0.585	742@0.680	---	---	5	1	2.93	10,297.55	0.41	0.755	55102010	
24,319,250	0.300	---	---	---	09/07/2002	04/07/2007	5165	PROODEFTIKH SA (CR)	0.214	-1.83	€ 0.218	30/08/2024	0.214	0.214	0.214	0.214	0.214	58@0.214	14500@0.220	---	---	3,000	3	642.00	5,204.32	0.2	0.4	50101010	
28,438,268	0.070	---	---	---	21/08/2006	24/11/1999	5253	SPIROY AGRICULTURE SA (CR)	0.132	---	0.132	30/08/2024	---	---	---	---	---	10000@0.119	150@0.132	---	---	---	---	---	---	3,753.85	0.118	0.252	45102010
1,011,000	1.00	---	---	---	01/07/2004	11/12/2012	5193	TRIA ALFA SA (CR)	5.1	---	5.1	30/08/2024	---	---	---	---	---	271@4.60	32@5.45	---	2023	---	---	---	---	5,156.10	4.88	8.95	55101020

Suspension Status

12,417,000	0.310	---	---	---	27/08/2019	28/08/2017	5233	MLS MULTIMEDIA SA (CR)	0.57	---	0.57	12/05/2020	---	---	---	---	---	---	---	---	---	---	---	---	---	7,077.69	0.57	0.57	10101015
3,961,300	1.28	---	---	---	29/06/2004	03/08/2000	5248	DUROS SA (CR)	0.25	---	0.25	24/04/2023	---	---	---	---	---	---	---	---	---	---	---	---	---	990.33	0.25	0.25	40204020
10,203,575	0.730	---	---	---	16/07/2007	18/10/1999	---	FIERATEX SA (CR)	0.359	---	0.359	30/04/2024	---	---	---	---	---	---	---	---	---	---	---	---	---	3,663.08	0.335	0.538	55101020

Shares' Notes

Code	Note text
()	- Adjusted dividends.
*	- Last adjusted closing price.
[1]	- Net dividends.
[2]	- The "Date of Last Coupon" for New listings refers to the date company's stocks started to trade in Athex
[3]	- The Company Market Value is referred to the number of outstanding shares
[4]	- Sectors codification can be found in Appendix A
[5]	- The Market Value refers to the total number of shares listed (including their several classes) in the exchange by the company.
[6]	- P/E greater than 100
[7]	- Last view of the Order Book before the end of the trading session
[8]	- All Blocks Methods' Transactions Value are included.
4750	- Transfer to the Under Surveillance Category from 8/4/2011.
5093	- Transfer to the Surveillance Category as of 8/4/2015.
5141	- Transfer to the Surveillance Category as of 10/05/2017.
5160	- Transfer to the Surveillance Category as of 15/04/2016.
5165	- Transfer to the Surveillance Category as of 15/02/2018.
5193	- Transfer to the Surveillance Category as of 25/10/2018.
5197	- Transfer to the Surveillance Category as of 07/11/2018.
5232	- Transfer to the Under Surveillance Category from 08/04/2011.
5233	- Suspension of trading as of 13/05/2020.
5248	- Transfer to the Surveillance Category as of 06/09/20116.
5253	- Transfer to the Surveillance Category as of 14/5/2021.
5275	- Transfer to the Surveillance Category as of 09/07/2020.

Securities Blocks Details

Securities	Block Volume	Price	Block Trade Value	Time of approval	Note
MOTOR OIL (CR)	9,881	21.92	216,591.52	11:04:47	20
NATIONAL BANK (CR)	106,146	7.88	836,536.63	11:35:01	20
NATIONAL BANK (CR)	71,246	7.88	561,489.73	11:36:30	20
OPAP (CR)	72,476	15.91	1,153,093.16	12:23:27	20
NATIONAL BANK (CR)	39,653	7.85	311,434.66	12:29:05	20
PERFORMANCE TECHNOLOGIES (CR)	82,000	6.65	545,300.00	12:30:56	20
PIRAEUS FINANCIAL HOLD (CR)	194,910	3.95	769,504.68	12:54:19	20
PIRAEUS FINANCIAL HOLD (CR)	100,000	3.95	394,800.00	12:57:39	20
NATIONAL BANK (CR)	50,000	7.96	397,800.00	16:50:44	20
EUROBANK HOLDINGS (CR)	250,000	2.05	512,000.00	16:54:40	20
EUROBANK HOLDINGS (CR)	1,250,000	2.06	2,580,000.00	17:11:27	20
NATIONAL BANK (CR)	65,000	7.81	507,884.00	17:13:45	14

Blocks Notes

9 - Method 6-1 / Special Fees

10 - Method 6-1 / Special Fees, SDS

14 - Method 6-3 / Settlement, Incomplete Buy and Sell

18 - Method 6-2 / SPOT 1

19 - Method 6-2 / SPOT 2

20 - Method 6-1 and Method 6-1 Same Day Settlement

21 - Other Pre-agreed

Shares Rights Details

Occured date	Exercise from	Exercise until	Trading until	Rights	Price min	Price max	Closing price	Last Bid	Last Ask	Volume	Trades	Transactions Value
--------------	---------------	----------------	---------------	---------------	-----------	-----------	---------------	----------	----------	--------	--------	--------------------

No Rights Transactions.

Forced Sales Details

Securities	Category of Security	Transactions Volume	Number of Trades	Transactions Value	Note
INTRACOM HOLDINGS (CR)	Stocks	2,020	3	6,403.40	1
CC HBC AG (CR)	Stocks	12,900	7	430,602.00	1
VIOHALCO SA/NV (CB)	Stocks	152	3	887.68	1

Forced Sales Notes

- 1 - Compulsory Public Forced Sales
- 2 - Forced Sales of Fixed Registered Shares
- 3 - Forced Sales of Remaining Fractional Shares

Exchange Traded Funds (ETFs) Characteristics

	Transactions Date (T)	Creation / Redemption	Units (T-1)	New Units (T-1)	Redemption Units (T-1)	Units (T) [1]	Fund Assets [2]	Net Unit Price	Dividend per Unit	Dividend Date
ALPHA ETF FTSE Athex Large Cap	02/09/2024	5,000	971,502	---	---	971,502	33,707,470.00	34.6962	1.35	01/07/2024

ETFs Notes

[1] - Units (T) = Units (T-1) + New Units (T-1) - Redemption Units (T-1)

[2] - The Creation / Redemption Units of T-1 are included.

Non Convertible Corporate Bonds - Regulated Market

Num Listed Bonds	Nominal price	Issue price	Today's Rate	Exp. Date	Duration (years)	Note	Coupon		Trading Unit	Corporate Bonds	Accrued Int.	Yield.T.Mat	Price min	Price max	Closing price	Previous closing price/date	Volume	Transactions Value	Last order		ear min	Year max		
							Common	Preferred											Price	Buy / Sell			Date	
230,000	1,000.00	1,000.00	4.70	12/07/2029	7	---	5	---	1	LAMDA DEVELOPMENT S.A. (Non convertible)	7.0500	4.0140	101.1000	101.5000	101.1358	101.1000	30/08/2024	56,000	57,030.86	101.1010	B	32/09/2024	97.0000	101.5000
320,000	1,000.00	1,000.00	3.40	21/07/2027	7	---	9	---	1	LAMDA DEVELOPMENT S.A. (Non Convertible)	4.1556	3.5060	97.5500	98.4000	98.4000	97.8940	30/08/2024	224,000	221,114.34	97.2000	B	32/09/2024	92.0000	98.4500
200,000	1,000.00	1,000.00	2.10	27/10/2027	7	---	8	---	1	O.P.A.P. S.A. (Non Convertible)	7.4667	3.7050	93.8510	95.0000	94.5463	94.8000	30/08/2024	71,000	67,658.01	93.8616	B	32/09/2024	90.5800	96.6000
200,000	1,000.00	1,000.00	1.90	23/03/2028	7	---	7	---	1	MOTOR OIL CORINTH REFINERIES SA (Non Convertible)	8.5500	3.5390	93.3002	94.2000	94.0069	93.5080	30/08/2024	64,000	60,711.62	93.5101	B	32/09/2024	90.8477	94.2000
100,000	1,000.00	1,000.00	2.70	25/05/2026	5	---	7	---	1	COSTAMARE PARTICIPATIONS PLC (Non Convertible)	7.5000	3.9930	97.3000	97.3000	97.3000	97.3000	30/08/2024	1,000	980.50	97.1000	B	32/09/2024	94.2567	99.2686
300,000	1,000.00	1,000.00	2.30	20/07/2028	7	---	7	---	1	PRODEA REIC S.A.(Non Convertible)	2.8111	4.4120	91.7000	92.2500	91.8400	92.3500	30/08/2024	21,000	19,348.53	91.5001	B	32/09/2024	86.1234	92.3500
150,000	1,000.00	1,000.00	2.65	22/10/2026	5	---	6	---	1	CPLP SHIPPING HOLDINGS PLC (Non Convertible)	9.9375	4.0330	96.5000	96.9000	96.6250	96.8500	30/08/2024	4,000	3,904.75	96.4000	B	32/09/2024	93.0000	97.0000
250,000	1,000.00	1,000.00	2.45	16/11/2028	7	---	6	---	1	ELVALHALCOR S.A. (Non Convertible)	7.5542	3.7660	93.5500	94.2000	94.2000	94.0000	30/08/2024	85,000	80,431.90	94.1000	B	32/09/2024	88.4206	97.3000
120,000	1,000.00	1,000.00	2.65	06/12/2028	7	---	6	---	1	NOVAL PROPERTY REIC (Non Convertible)	6.6250	3.7840	93.5000	95.2731	94.7500	93.1000	30/08/2024	73,000	69,481.19	94.0000	B	32/09/2024	88.5000	95.2731
500,000	1,000.00	1,000.00	2.75	03/07/2027	7	---	9	---	1	GEK TERNA S.A. (Non Convertible)	4.8125	3.7850	95.4003	96.1997	96.1790	95.9620	30/08/2024	56,000	54,024.83	95.8200	B	32/09/2024	91.5500	96.1998
100,000	1,000.00	1,000.00	2.95	11/02/2027	5	---	6	---	1	SAFE BULKERS PARTICIPATIONS PLC (Non Convertible)	1.8847	3.9760	97.0000	97.0000	97.0000	97.0000	30/08/2024	8,000	7,775.08	97.0000	B	32/09/2024	92.0000	97.0000
120,000	1,000.00	1,000.00	3.95	04/04/2025	7	---	13	---	1	GEK TERNA S.A. (Non Convertible)	16.7875	3.2790	99.9000	99.9000	99.9000	99.7910	30/08/2024	51,000	51,805.16	99.7000	B	32/09/2024	98.1282	100.1000
100,000	1,000.00	1,000.00	4.40	26/07/2029	7	---	5	---	1	CPLP SHIPPING HOLDINGS PLC (Non Convertible)	4.8889	4.0750	99.7000	100.0000	99.7584	99.8540	30/08/2024	6,000	6,014.84	99.7001	B	32/09/2024	95.0948	100.5000
199,375	1,000.00	1,000.00	3.60	12/03/2026	7	---	11	---	1	AEGEAN AIRLINES S.A. (Non Convertible)	17.6000	3.3120	---	---	---	99.4500	30/08/2024	---	---	98.9500	B	32/09/2024	97.1458	99.6000
150,000	1,000.00	1,000.00	2.60	22/10/2026	7	---	10	---	1	TERNA ENERGY FINANCE S.A. (Non Convertible)	9.7500	3.5120	---	---	---	97.2570	30/08/2024	---	---	96.6003	B	32/09/2024	92.8293	97.9000
100,000	1,000.00	1,000.00	5.50	15/12/2028	5	---	2	---	1	IDEAL HOLDINGS S.A. (Non Convertible)	12.0694	4.2660	103.8990	103.8990	103.8990	103.8500	30/08/2024	1,000	1,051.06	103.3000	B	32/09/2024	100.6502	104.1000
200,000	1,000.00	1,000.00	4.25	23/01/2029	5	---	2	---	1	AUTOHELLAS S.A. (Non Convertible)	5.0764	4.0550	100.0000	100.6400	100.3323	100.0000	30/08/2024	22,000	22,184.78	100.1500	B	32/09/2024	97.5000	101.0000
130,000	1,000.00	1,000.00	6.00	27/02/2029	5	---	2	---	1	INTRALOT S.A. (Non Convertible)	1.3333	5.4220	101.3000	101.5000	101.4900	101.5000	30/08/2024	84,000	85,305.10	101.4002	B	32/09/2024	100.0050	101.9000

Corporate Bonds Notes

Transactions Volume = (Pieces) * (Nominal Price). Transactions Value = (Pieces) * (Nominal Price) * (price %) + (Accrued interest).

The price of a Bond is stated as a percentage (%) of Bond's Nominal Price.

Nominal Price in Euros (€), except if it is noted differently.

Non Convertible Corporate Bonds - Regulated Market

Num Listed Bonds	Nominal price	Issue price	Today's Rate	Exp. Date	Duration (years)	Note	Coupon		Trading Unit	Corporate Bonds	Accrued Int.	Yield.T.Mat	Price min	Price max	Closing price	Previous closing price/date	Volume	Transactions Value	Last order			ear min	Year max	
							Common	Preferred											Price	Buy / Sell	Date			
100,000	1,000.00	1,000.00	2.80	25/01/2027	5	---	6	---	1	PREMIA S.A. (Non Convertible)	3.1889	4.5870	95.1001	95.5000	95.3500	95.1400	30/08/2024	16,000	15,307.02	95.1001	B	32/09/2024	90.9974	97.8048
500,000	1,000.00	1,000.00	4.00	10/07/2030	7	---	3	---	1	METLEN ENERGY & METALS S.A. (Non Convertible)	6.2222	3.6020	100.7000	101.2500	101.1250	100.8100	30/08/2024	320,000	324,885.74	101.0500	B	32/09/2024	98.3001	101.5000
300,000	1,000.00	1,000.00	2.30	14/12/2028	7	---	6	---	1	GEK TERNA S.A. (Non Convertible)	5.2389	4.5840	90.3000	90.6700	90.6700	90.0080	30/08/2024	14,000	12,725.74	90.1106	B	32/09/2024	86.5021	92.7400

Corporate Bonds Notes

Transactions Volume = (Pieces) * (Nominal Price). Transactions Value = (Pieces) * (Nominal Price) * (price %) + (Accrued interest).

The price of a Bond is stated as a percentage (%) of Bond's Nominal Price.

Nominal Price in Euros (€), except if it is noted differently.

Government Bonds

Number Listed Bonds	Nominal price	Today's Rate	Accrued Interest Calc	Exp. Date [1]	Duration (years)	Note	Coupons Date	Curr. coupon value	Trading Unit	Government Bonds	Price min	Price max	Closing price	Previous closing price/date	Volume	Transactions Value	Price	Last order Buy / Sell	Date
3,000,000	1,000.00	4.13	Actual/Actual	15/06/2054	30	---	15/06	4.13	1	GGB-FXD-150654-30Y-4.125-1.000	---	---	---	---	---	---	---	---	---
4,700,000	1,000.00	1.88	Actual/Actual	04/02/2035	15	---	04/02	1.88	1	GGB-FXD-040235-15Y-1.875-1.000	---	---	---	---	---	---	---	---	---
6,000,000	1,000.00	0.75	Actual/Actual	18/06/2031	10	---	18/06	0.75	1	GGB-FXD-180631-10Y-0.750-1.000	---	---	---	---	---	---	---	---	---
3,600,000	1,000.00	3.88	Actual/Actual	15/06/2028	5	---	15/06	3.88	1	GGB-FXD-150628-05Y-3.875-1.000	---	---	---	---	---	---	---	---	---
5,962,747,327	1.00	3.75	Actual/Actual	30/01/2028	10	---	/02 - 01/02 - 31/	3.75	1	GGB-FXD-300128-10Y-3.750-1.000	---	---	---	85.4610 13/07/2018	---	---	1.0000	B	28/11/2018
7,067,309,386	1.00	3.90	Actual/Actual	30/01/2033	15	---	/02 - 01/02 - 31/	3.90	1	GGB-FXD-300133-15Y-3.900-1.000	---	---	---	78.6730 13/07/2018	---	---	1.0000	B	28/11/2018
5,622,848,349	1.00	4.00	Actual/Actual	30/01/2037	19	---	/02 - 01/02 - 31/	4.00	1	GGB-FXD-300137-19Y-4.000-1.000	---	---	---	77.0370 13/07/2018	---	---	1.0000	B	28/11/2018
5,476,770,669	1.00	4.20	Actual/Actual	30/01/2042	24	---	/02 - 01/02 - 31/	4.20	1	GGB-FXD-300142-24Y-4.200-1.000	---	---	---	77.7640 13/07/2018	---	---	1.0000	B	28/11/2018
4,450,000	1,000.00	3.38	Actual/Actual	15/06/2034	10	---	15/06	3.38	1	GGB-FXD-150634-10Y-3.375-1.000	---	---	---	---	---	---	---	---	---
40,248,141	1.00	4.30	Actual/Actual	24/02/2025	13	---	24/02	4.30	1	GGB-FXD-240225-13Y-2.000-1.000	---	---	---	10.0000 22/06/2015	---	---	---	---	---
59,586,043	1.00	4.30	Actual/Actual	24/02/2026	14	---	24/02	4.30	1	GGB-FXD-240226-14Y-2.000-1.000	---	---	---	10.0000 22/06/2015	---	---	---	---	---
41,118,344	1.00	4.30	Actual/Actual	24/02/2027	15	---	24/02	4.30	1	GGB-FXD-240227-15Y-2.000-1.000	---	---	---	10.0000 22/06/2015	---	---	---	---	---
45,137,734	1.00	4.30	Actual/Actual	24/02/2028	16	---	24/02	4.30	1	GGB-FXD-240228-16Y-2.000-1.000	---	---	---	10.0000 22/06/2015	---	---	---	---	---
61,768,888	1.00	4.30	Actual/Actual	24/02/2029	17	---	24/02	4.30	1	GGB-FXD-240229-17Y-2.000-1.000	---	---	---	10.0000 22/06/2015	---	---	---	---	---
54,567,744	1.00	4.30	Actual/Actual	24/02/2030	18	---	24/02	4.30	1	GGB-FXD-240230-18Y-2.000-1.000	---	---	---	10.0000 22/06/2015	---	---	---	---	---
37,541,515	1.00	4.30	Actual/Actual	24/02/2031	19	---	24/02	4.30	1	GGB-FXD-240231-19Y-2.000-1.000	---	---	---	10.0000 22/06/2015	---	---	---	---	---
37,558,317	1.00	4.30	Actual/Actual	24/02/2032	20	---	24/02	4.30	1	GGB-FXD-240232-20Y-2.000-1.000	---	---	---	10.0000 22/06/2015	---	---	---	---	---
37,473,732	1.00	4.30	Actual/Actual	24/02/2033	21	---	24/02	4.30	1	GGB-FXD-240233-21Y-2.000-1.000	---	---	---	10.0000 22/06/2015	---	---	---	---	---
33,888,293	1.00	4.30	Actual/Actual	24/02/2034	22	---	24/02	4.30	1	GGB-FXD-240234-22Y-2.000-1.000	---	---	---	10.0000 22/06/2015	---	---	---	---	---
35,177,800	1.00	4.30	Actual/Actual	24/02/2035	23	---	24/02	4.30	1	GGB-FXD-240235-23Y-2.000-1.000	---	---	---	10.0000 22/06/2015	---	---	---	---	---
35,547,268	1.00	4.30	Actual/Actual	24/02/2036	24	---	24/02	4.30	1	GGB-FXD-240236-24Y-2.000-1.000	---	---	---	10.0000 22/06/2015	---	---	---	---	---
40,246,306	1.00	4.30	Actual/Actual	24/02/2037	25	---	24/02	4.30	1	GGB-FXD-240237-25Y-2.000-1.000	---	---	---	10.0000 22/06/2015	---	---	---	---	---
37,643,952	1.00	4.30	Actual/Actual	24/02/2038	26	---	24/02	4.30	1	GGB-FXD-240238-26Y-2.000-1.000	---	---	---	10.0000 22/06/2015	---	---	---	---	---
36,977,100	1.00	4.30	Actual/Actual	24/02/2039	27	---	24/02	4.30	1	GGB-FXD-240239-27Y-2.000-1.000	---	---	---	10.0000 22/06/2015	---	---	---	---	---
41,615,000	1.00	4.30	Actual/Actual	24/02/2040	28	---	24/02	4.30	1	GGB-FXD-240240-28Y-2.000-1.000	---	---	---	10.0000 22/06/2015	---	---	---	---	---
42,227,208	1.00	4.30	Actual/Actual	24/02/2041	29	---	24/02	4.30	1	GGB-FXD-240241-29Y-2.000-1.000	---	---	---	10.0000 22/06/2015	---	---	---	---	---
68,288,487	1.00	4.30	Actual/Actual	24/02/2042	30	---	24/02	4.30	1	GGB-FXD-240242-30Y-2.000-1.000	---	---	---	10.0000 22/06/2015	---	---	---	---	---
4,250,000	1,000.00	3.88	Actual/Actual	12/03/2029	10	---	12/03	3.88	1	GGB-FXD-120329-10Y-3.875-1.000	---	---	---	---	---	---	100.0000	B	15/10/2019
4,500,000	1,000.00	0.00	Actual/Actual	12/02/2026	5	---	12/02	0.00	1	GGB-FXD-120226-05Y-3.000-1.000	---	---	---	---	---	---	---	---	---
2,209,163	1,000.00	3.38	Actual/Actual	15/02/2025	7	---	15/02	3.38	1	GGB-FXD-150225-07Y-3.375-1.000	---	---	---	---	---	---	---	---	---
964,000	1,000.00	3.25	Actual/Actual	20/03/2025	6	---	20/03	3.25	1	GGB-FXD-200325-06Y-3.250-1.000	---	---	---	---	---	---	---	---	---
2,100,000	1,000.00	3.55	Actual/Actual	20/03/2026	7	---	20/03	3.55	1	GGB-FXD-200326-07Y-3.550-1.000	---	---	---	---	---	---	---	---	---
5,500,000	1,000.00	1.50	Actual/Actual	18/06/2030	10	---	18/06	1.50	1	GGB-FXD-180630-10Y-1.500-1.000	---	---	---	---	---	---	---	---	---
3,500,000	1,000.00	4.38	Actual/Actual	18/07/2038	15	---	18/07	4.38	1	GGB-FXD-180738-15Y-4.375-1.000	---	---	---	---	---	---	---	---	---

Government Bonds Notes

Transactions Volume = (Pieces) * (Nominal Price). Transactions Value = (Pieces) * (Nominal Price) * (price %) + (Accrued interest).

The Value of current coupon for the issues with NV 0.01 euro refers to NV 100 euros

FLR: Floating Interest Rate.

[1] - The Expiration Date of the interest bearing period and the Date for coupon payment.

Government Bonds

Number Listed Bonds	Nominal price	Today's Rate	Accrued Interest Calc	Exp. Date [1]	Duration (years)	Note	Coupons Date	Curr. coupon value	Trading Unit	Government Bonds	Price min	Price max	Closing price	Previous closing price/date	Volume	Transactions Value	Price	Last order Buy / Sell	Date
40,000	1,000.00	4.67	FLR	Actual/360	18/09/2024	1	---	18/09 - 19/03	---	1	GGB-FLT-180924-01Y-4.670-1.000	---	---	---	---	---	---	---	---
5,364,250	1,000.00	3.25		Actual/Actual	20/03/2050	30	---	20/03	3.25	1	GGB-FXD-200350-30Y-3.250-1.000	---	---	---	---	---	---	---	---
3,924,361	1,000.00	2.00		Actual/Actual	22/04/2027	7	---	22/04	2.00	1	GGB-FXD-220427-07Y-2.000-1.000	---	---	---	---	---	99.9000	B	22/04/2020
2,500,000	1,000.00	1.88		Actual/Actual	23/07/2026	7	---	23/07	1.88	1	GGB-FXD-230726-07Y-1.875-1.000	---	---	---	---	---	---	---	---
4,900,000	1,000.00	4.25		Actual/Actual	15/06/2033	10	---	15/06	4.25	1	GGB-FXD-150633-10Y-4.250-1.000	---	---	---	---	---	---	---	---
3,500,000	1,000.00	1.88		Actual/Actual	24/01/2052	30	---	24/01	1.88	1	GGB-FXD-240152-30Y-1.875-1.000	---	---	---	---	---	---	---	---
3,700,000	1,000.00	1.75		Actual/Actual	18/06/2032	10	---	18/06	1.75	1	GGB-FXD-180632-10Y-1.750-1.000	---	---	---	---	---	---	---	---
2,200,000	1,000.00	1.13	FLR	Actual/360	15/12/2027	5	---	- 15/12 - 15/03 -	---	1	GGB-FLT-151227-05Y-1.130-1.000	---	---	---	---	---	102.1600	B	30/12/2022

Government Bonds Notes

Transactions Volume = (Pieces) * (Nominal Price). Transactions Value = (Pieces) * (Nominal Price) * (price %) + (Accrued interest).

The Value of current coupon for the issues with NV 0.01 euro refers to NV 100 euros

FLR: Floating Interest Rate.

[1] - The Expiration Date of the interest bearing period and the Date for coupon payment.

Treasury Bills & Zero Coupon Government Bonds

Issue Date	13-Week Maturity									26-Week Maturity									52-Week Maturity								
	Exp. Date	Initial Rate	Num Listed Bonds	Nominal price	Issue price	Last Trade Price	Last Trade Date	Volume Traded	Note	Exp. Date	Initial Rate	Num Listed Bonds	Nominal price	Issue price	Last Trade Price	Last Trade Date	Volume Traded	Note	Exp. Date	Initial Rate	Num Listed Bonds	Nominal price	Issue price	Last Trade Price	Last Trade Date	Volume Traded	Note
08/09/2023	---	---	---	---	---	---	---	---	---	---	---	---	---	---	---	---	---	---	06/09/2024	3.81	812,500	1,000.00	962.90	---	---	---	---
08/12/2023	---	---	---	---	---	---	---	---	---	---	---	---	---	---	---	---	---	---	06/12/2024	3.70	600,000	1,000.00	963.90	---	---	---	---
08/03/2024	---	---	---	---	---	---	---	---	---	---	---	---	---	---	---	---	---	---	07/03/2025	3.73	812,500	1,000.00	963.70	---	---	---	---
07/06/2024	---	---	---	---	---	---	---	---	---	---	---	---	---	---	---	---	---	---	06/06/2025	3.34	600,000	1,000.00	967.30	---	---	---	---

Bonds in Circulation	Currency / Min nominal traded Value	Coupons Payment Date	Current Coupon Value	Note	Coupon	Trading Unit	Issue Date	Duration (years)	Today's Interest	A.I.C in days	Bonds	Last price of previous days		Last Outcry in Cash (euro)		Trades in Pieces	Life min	Life Max	
												Price	Buy / Sell	Price	Buy / Sell				
Corporate Bonds in Foreign Currency and Euro																			
103,746	GBP / 10	01/12	0.25	---	65	1	01/12/1930	98	2.5	360	National Mortgage Bank	2.27	05/02/1996	2.27	S	05/02/1996	---	2.27	2.27
0	GBP / 10	01/12	0.25	---	67	1	01/12/1928	100	2.5	360	National Mortgage Bank	---	---	---	---	---	---	---	---

Government Bonds Notes

A.I.C: Accrued Interest Calculation base.

FLR: Floating Interest Rate.

The minimum tradeable Nominal Value for all Demeterialised Government Titles is 100 Euros.

(μφρ-0)

Athex & ATHEXClear Members List

Member Name				Stock Market			Derivatives Market		ATHEXClear Member	
	Address	Phone	Fax	Market Member	Remote Member	Market Maker	Proprietary	Market Maker	General Clearing	Direct Clearing
A. SARRIS SECURITIES S.A.				a						
6, ΔΡΑΓΑΤΣΑΝΙΟΥ 6 ΑΘΗΝΑ	2103367700									
ΑΕΟΝIC SECURITIES C.I.F. P.L.C.				a						
, ΛΑΪΟΥ 6, ΓΡ. 301B, ANNA COURT	35725337600									
ALPHA BANK S.A.									a	
, ΣΤΑΔΙΟΥ 40 ΑΘΗΝΑ	2103260000									
ALPHA FINANCE INVESTMENT SERVICES SINGLE MEMBER SA				a		a	a	a		a
5, ΠΑΝΕΠΙΣΤΗΜΙΟΥ 45 ΑΘΗΝΑ	2103677400									
ARGUS STOCKBROKERS LTD				a	a		a			
25, 25 ΛΕΩΦΟΡΟΣ ΔΗΜΟΣΘΕΝΗ ΣΕΒΕΡΗ	0035722717000									
ATHLOS CAPITAL INVESTMENT SERVICES LTD					a					
, 17 STASINOU AVENUE, BEDIZIA TOWER, 6TH & 7TH FL.	35722110777									
ATLANTIC SECURITIES LTD				a	a					
37, ΠΡΟΔΡΟΜΟΥ 37	0035722445400									
AXON SECURITIES S.A.				a			a			
48, ΣΤΑΔΙΟΥ 48 ΑΘΗΝΑ	2103363800									
BETA SECURITIES S.A.				a		a	a			a
29, ΑΛΕΞΑΝΔΡΑΣ 29 ΑΘΗΝΑ	210 6478900									
BNP PARIBAS S.A.									a	
, ΛΑΜΨΑΚΟΥ 2 ΑΘΗΝΑ	2107468525									
BOFA SECURITIES EUROPE SA				a	a					
, 51 RUE LA BOÉTIE	+33 153655555									
CITIGROUP GLOBAL MARKETS EUROPE AG				a	a					
16, REUTERWEG 16	+49 691366-0									
CITIGROUP GLOBAL MARKETS LIMITED				a						
1, 33 CANADA SQUARE -CANARY WHARF	+44 02079864000									
CREDIT SUISSE BANK (EUROPE), S.A.				a						
, CALLE AYALA 42, 3A PLANTA-B MADRID	+34917916000									
CREDIT SUISSE SECURITIES (EUROPE) LIMITED				a						
1, ONE CABOT SQUARE LONDON	+44 2078888888									
CYCLOS SECURITIES S.A.				a			a			
39, ΧΑΡΙΛΑΟΥ ΤΡΙΚΟΥΠΗ 6-8-10 ΑΘΗΝΑ	2103364300									
DEUTSCHE BANK S.A.					a					
1, GREAT WINCHESTER STREET LONDON	+44 20 754 54209	00441133361437								
EUROBANK EQUITIES INVESTMENT FIRM SINGLE MEMBER SA				a		a	a	a		a
, ΦΙΛΕΛΛΗΝΩΝ 10 & ΞΕΝΟΦΩΝΤΟΣ 13 ΑΘΗΝΑ	2103720425									
EUROBANK S.A.									a	
, ΟΘΩΝΟΣ 8 ΑΘΗΝΑ	2144043907									
EUROCORP INVESTMENT SERVICES S.A.				a			a			a
14, ΠΛ.ΦΙΛΙΚΗΣ ΕΤΑΙΡΕΙΑΣ 14 ΑΘΗΝΑ	2107263600									
EUOTRUST INVESTMENT FIRM SA				a						
113, ΣΕΒΑΣΤΟΥΠΟΛΕΩΣ 113 ΑΘΗΝΑ	2103363100									
EUROXX SECURITIES S.A.				a		a	a	a		a
7, ΠΑΛΕΟΛΟΓΟΥ ΧΑΛΑΝΔΡΙ	+30 2106879400	210-6879401								
7, ΠΑΛΑΙΟΛΟΓΟΥ ΧΑΛΑΝΔΡΙ	(210)-6879400	(210)-6879401								
FREEDOM FINANCE EUROPE LTD				a	a					
, ΧΡΙΣΤΑΚΗ ΚΡΑΝΟΥ 20	035725257786									
G. A. PERVANAS SECURITIES- INVESTMENT SERVICES S.A.				a						
7-9, ΣΟΦΟΚΛΕΟΥΣ 7-9 ΑΘΗΝΑ	2103727200									
GLOBAL CAPITAL SECURITIES & FINANCIAL SERVICES LTD				a	a					
50, ΛΑΡΧΙΕΠΙΣΚΟΠΟΥ ΜΑΚΑΡΙΟΥ Γ50	0035722710710									
GREENPOST TRADING EUROPE LTD				a	a					
, ΚΙΜΩΝΟΣ 3, ACROPOLIS MANSIONS, 2ND FLOOR, FLAT/OFFICE 202	035722521389									
HELLENIC AMERICAN SECURITIES S.A.				a		a	a			a
27, ΑΝΔΡΕΑ ΠΑΠΑΝΔΡΕΟΥ 27 ΜΑΡΟΥΣΙ	2103311100									
HELLENIC BANK (INVESTMENTS) LTD					a					
, ΑΥΞ.ΚΥΡΙΑΚΟΥ ΜΑΤΣΙ 31 - PO BOX 24747 NICOSIA	+357 22500100	357 22500110								
HSBC CONTINENTAL EUROPE									a	
109-111, Α.ΜΕΣΟΓΕΙΩΝ 109-111	2106960000									
INDEX SECURITIES S.A.				a						
6, ΔΡΑΓΑΤΣΑΝΙΟΥ 6 ΑΘΗΝΑ	2103213920									
J. CHR. MAVRIKIS SECURITIES S.A.				a						
5, ΣΟΦΟΚΛΕΟΥΣ 5 ΑΘΗΝΑ	2103216730									

Athex & ATHEXClear Members List

Member Name				Stock Market			Derivatives Market		ATHEXClear Member	
	Address	Phone	Fax	Market Member	Remote Member	Market Maker	Proprietary	Market Maker	General Clearing	Direct Clearing
KAPPA SECURITIES S.A.				a			a			
15, ΒΑΛΑΟΡΙΤΟΥ 15 ΑΘΗΝΑ	2103678600									
KARAMANOF SECURITIES & INVESTMENT SERVICES S.A.				a						
2, ΠΛ.ΑΓ.ΘΕΟΔΩΡΩΝ 2 ΑΘΗΝΑ	2103212947									
LAIKI FINANCIAL SERVICES LTD					a					
26, AVE. VYRONOS NICOSIA	357 22367367	357 22718567								
LEON DEPOLAS SECURITIES S.A.				a		a	a			
1, ΧΡΗΣΤΟΥ ΛΑΔΑ 1 ΑΘΗΝΑ	2103213276 -28									
MEGA EQUITY SECURITIES & FINANCIAL SERVICES PUBLIC LTD				a	a		a			
42-44, ΛΕΩΦ.ΓΡΙΒΑ ΔΙΓΕΝΗ 42-44	0035722711711									
MERIT SECURITIES S.A				a		a	a			a
5, ΣΟΦΟΚΛΕΟΥΣ 5 ΑΘΗΝΑ	2141008814									
MERRILL LYNCH INTERNATIONAL				a						
2, 2 KING EDWARD STREET LONDON	+44 20276281000									
N. CHRYSOCHOIDIS STOCK BROKERAGE I.S.S.A.				a			a			a
7-9, ΣΟΦΟΚΛΕΟΥΣ 7-9 ΑΘΗΝΑ	2103213913									
NATIONAL BANK OF GREECE S.A.				a		a	a		a	
86, ΑΙΟΛΟΥ ΣΤΡ. ΑΘΗΝΑ	(210)-3341000	(210)-3228187								
68, ΑΚΑΔΙΜΙΑΣ ΣΤΡ. ΑΘΗΝΑ	(210)-3328817	(210)-3328678								
NATIONAL SECURITIES SINGLE MEMBER SA				a		a	a	a		
66, ΛΕΩΦΟΡΟΣ ΑΘΗΝΩΝ 128-132 & ΙΦΙΓΕΝΙΑΣ ΑΘΗΝΑ	2103328784									
NUNTIUS BROKERAGE AND INVESTMENT SERVICES SINGLE MEMBER S.A.				a			a			
6, ΔΡΑΓΑΤΣΑΝΙΟΥ 6 ΑΘΗΝΑ	2103350599									
ONE PLUS CAPITAL LIMITED				a	a					
, 75 PRODROMOU AVENUE NICOSIA 1307	35722873760									
OPTIMA BANK S.A.				a		a	a	a	a	
, ΑΙΓΙΑΛΕΙΑΣ 32 & ΠΑΡΑΔΕΙΣΟΥ ΜΑΡΟΥΣΙ	210 8173000									
PANCRETA BANK S.A									a	
, ΙΚΑΡΟΥ 5	2810338746									
PANTELAKIS SECURITIES S.A.				a		a	a	a		
57, ΕΘΝΙΚΗΣ ΑΝΤΙΣΤΑΣΕΩΣ 57, ΚΤΙΠΙΟ Β CHALANDRI	2106965000									
PIRAEUS BANK S.A.				a			a		a	
, ΑΜΕΡΙΚΗΣ 4 ΑΘΗΝΑ	2103335000									
PIRAEUS SECURITIES S. A.				a		a	a	a		a
10, ΣΤΑΔΙΟΥ 10 ΑΘΗΝΑ	2103354100									
PROCHOICE SECURITIES LTD				a	a					
57, ΛΕΩΦ.ΣΠΥΡΟΥ ΚΥΠΡΙΑΝΟΥ 57, ΑΚΙΝΗΤΑ Φ	035724661192									
SHARELINK SECURITIES & FINANCIAL SERVICES LTD				a			a			
6, HOUSE-ΘΕΟΤΟΚΗ 6 ΜΕΓΑΡΟ ΕΛΜΗΝΑ	+357 22554200									
SOCIETE GENERALE S.A.				a	a		a			
, 17 COURS VALMY, CEDEX	+157290504									
SOLIDUS SECURITIES S.A				a			a			a
64, ΛΟΥΙΖΗΣ ΠΙΑΝΚΟΥΡ 64 ΑΘΗΝΑ	2106900600									
ST. EM. LAVRENTAKIS SECURITIES S.A.				a						
7-9, ΣΟΦΟΚΛΕΟΥΣ 7-9 ΑΘΗΝΑ	2103213336									
THE CYPRUS INVESTMENT & SECURITIES CORPORATION LTD				a	a					
154, 1 AG. PROKOPIΟΥ & POSIDONOS 1ST FLOOR	0035722121700									
UBS EUROPE SE				a	a					
, OPERNTURM, BOCKENHEIMER LANDSTRASSE 2-4	496921790									
UBS LIMITED					a					
1, FINSBURY AVENUE LONDON	+44 2075687135									
VIGOR FINANCE INVESTMENT SERVICES S.A.				a			a	a		
, ΨΥΧΑΡΗ 14 Ν. ΨΥΧΙΚΟ	2106718400									

List of Stocks under Market Making operations

Securities	Market Maker	Start Market Making	Stock Category
MLS MULTIMEDIA SA (CR)			Suspension Status
	PIRAEUS SECURITIES S. A.	01/08/2019	
ALPHA ETF FTSE Athex Large Cap			Exchange Traded Funds (ETFs)
	ALPHA FINANCE INVESTMENT SERVICES SINGLE MEMBER SA	02/01/1900	
	NATIONAL SECURITIES SINGLE MEMBER SA	02/01/1900	
ADMIE (IPTO) HOLDING S.A. (CR)			Main Market
	EUROBANK EQUITIES INVESTMENT FIRM SINGLE MEMBER SA	24/05/2021	
	HELLENIC AMERICAN SECURITIES S.A.	09/03/2020	
	PIRAEUS SECURITIES S. A.	29/06/2017	
AEGEAN AIRLINES (CR)			Main Market
	EUROBANK EQUITIES INVESTMENT FIRM SINGLE MEMBER SA	22/09/2020	
ALPHA SERVICES HOLD (CR)			Main Market
	ALPHA FINANCE INVESTMENT SERVICES SINGLE MEMBER SA	29/02/2016	
	EUROBANK EQUITIES INVESTMENT FIRM SINGLE MEMBER SA	22/10/2006	
	HELLENIC AMERICAN SECURITIES S.A.	25/07/2014	
	LEON DEPOLAS SECURITIES S.A.	04/01/2016	
	MERIT SECURITIES S.A	03/09/2012	
	NATIONAL SECURITIES SINGLE MEMBER SA	02/01/1900	
	PIRAEUS SECURITIES S. A.	28/05/2009	
ALPHA TRUST HOLDINGS (CR)			Main Market
	EUROBANK EQUITIES INVESTMENT FIRM SINGLE MEMBER SA	06/02/2023	
	LEON DEPOLAS SECURITIES S.A.	04/01/2021	
ALUMIL (CR)			Main Market
	PIRAEUS SECURITIES S. A.	31/07/2023	
ANDROMEDA SA (CR)			Main Market
	BETA SECURITIES S.A.	15/02/2021	
	OPTIMA BANK S.A.	03/04/2023	
AS COMPANY SA (CR)			Main Market
	EUROBANK EQUITIES INVESTMENT FIRM SINGLE MEMBER SA	01/04/2019	
	PANTELAKIS SECURITIES S.A.	02/09/2024	
ATHENS INTL AIRPORT (CR)			Main Market
	PIRAEUS SECURITIES S. A.	03/06/2024	
ATTICA BANK S.A. (CR)			Main Market
	EUROXX SECURITIES S.A.	22/01/2016	
AUSTRIACARD (CB)			Main Market
	BETA SECURITIES S.A.	23/03/2023	
	EUROXX SECURITIES S.A.	10/06/2024	
	PIRAEUS SECURITIES S. A.	02/08/2024	
AUTOHELLAS SA (CR)			Main Market
	ALPHA FINANCE INVESTMENT SERVICES SINGLE MEMBER SA	01/07/2019	
	EUROXX SECURITIES S.A.	02/07/2018	
AVAX S.A. (CR)			Main Market
	EUROBANK EQUITIES INVESTMENT FIRM SINGLE MEMBER SA	14/12/2015	
	OPTIMA BANK S.A.	04/09/2023	
	PIRAEUS SECURITIES S. A.	01/02/2021	
AVE (CR)			Main Market
	EUROXX SECURITIES S.A.	05/06/2020	
BRIQ PROPERTIES (CR)			Main Market
	EUROBANK EQUITIES INVESTMENT FIRM SINGLE MEMBER SA	09/09/2019	
	LEON DEPOLAS SECURITIES S.A.	22/02/2021	
	PIRAEUS SECURITIES S. A.	05/02/2024	
CC HBC AG (CR)			Main Market
	BETA SECURITIES S.A.	08/03/2021	
	NATIONAL SECURITIES SINGLE MEMBER SA	02/01/1900	
	PIRAEUS SECURITIES S. A.	04/05/2015	
CENERGY HOLDINGS (CB)			Main Market
	ALPHA FINANCE INVESTMENT SERVICES SINGLE MEMBER SA	02/01/2016	
	EUROBANK EQUITIES INVESTMENT FIRM SINGLE MEMBER SA	02/01/2016	
	OPTIMA BANK S.A.	14/03/2022	
	PANTELAKIS SECURITIES S.A.	27/12/2022	
CNL CAPITAL (CR)			Main Market
	MERIT SECURITIES S.A	01/10/2018	
DIMAND (CR)			Main Market
	ALPHA FINANCE INVESTMENT SERVICES SINGLE MEMBER SA	08/08/2022	
	EUROBANK EQUITIES INVESTMENT FIRM SINGLE MEMBER SA	08/08/2022	
	PANTELAKIS SECURITIES S.A.	15/05/2023	

List of Stocks under Market Making operations

Securities	Stock Category
Market Maker	Start Market Making
EKTER SA (CR)	Main Market
BETA SECURITIES S.A.	26/09/2022
EUROBANK EQUITIES INVESTMENT FIRM SINGLE MEMBER SA	16/10/2017
LEON DEPOLAS SECURITIES S.A.	21/05/2018
ELASTRON (CR)	Main Market
LEON DEPOLAS SECURITIES S.A.	20/02/2017
ELLAKTOR (CR)	Main Market
ALPHA FINANCE INVESTMENT SERVICES SINGLE MEMBER SA	18/03/2019
EUROBANK EQUITIES INVESTMENT FIRM SINGLE MEMBER SA	01/06/2012
EUROXX SECURITIES S.A.	24/09/2018
NATIONAL SECURITIES SINGLE MEMBER SA	02/01/1900
PIRAEUS SECURITIES S. A.	22/10/2018
ELTON SA (CR)	Main Market
OPTIMA BANK S.A.	30/01/2023
ELVALHALCOR (CR)	Main Market
ALPHA FINANCE INVESTMENT SERVICES SINGLE MEMBER SA	07/05/2018
BETA SECURITIES S.A.	09/01/2023
EUROBANK EQUITIES INVESTMENT FIRM SINGLE MEMBER SA	07/05/2018
EUROBANK HOLDINGS (CR)	Main Market
ALPHA FINANCE INVESTMENT SERVICES SINGLE MEMBER SA	09/01/2006
EUROBANK EQUITIES INVESTMENT FIRM SINGLE MEMBER SA	01/06/2012
HELLENIC AMERICAN SECURITIES S.A.	25/07/2014
LEON DEPOLAS SECURITIES S.A.	30/11/2018
MERIT SECURITIES S.A.	06/11/2017
NATIONAL SECURITIES SINGLE MEMBER SA	02/01/1900
PIRAEUS SECURITIES S. A.	28/09/2009
EUROCONSULTANTS S.A. (CR)	Main Market
EUROBANK EQUITIES INVESTMENT FIRM SINGLE MEMBER SA	22/07/2014
OPTIMA BANK S.A.	01/02/2023
EVDAP S.A. (CR)	Main Market
ALPHA FINANCE INVESTMENT SERVICES SINGLE MEMBER SA	27/01/2020
EUROBANK EQUITIES INVESTMENT FIRM SINGLE MEMBER SA	10/06/2019
FOURLIS (CR)	Main Market
EUROBANK EQUITIES INVESTMENT FIRM SINGLE MEMBER SA	01/12/2016
PIRAEUS SECURITIES S. A.	06/03/2017
GEK TERNA (CR)	Main Market
BETA SECURITIES S.A.	08/03/2021
EUROBANK EQUITIES INVESTMENT FIRM SINGLE MEMBER SA	24/05/2021
PIRAEUS SECURITIES S. A.	29/08/2019
GR. SARANTIS S.A. (CR)	Main Market
BETA SECURITIES S.A.	14/05/2012
EUROBANK EQUITIES INVESTMENT FIRM SINGLE MEMBER SA	24/10/2016
PIRAEUS SECURITIES S. A.	02/04/2024
HELLENIC EXCHANGES-A.S.E. (CR)	Main Market
HELLENIC AMERICAN SECURITIES S.A.	01/09/2014
NATIONAL SECURITIES SINGLE MEMBER SA	02/01/1900
PIRAEUS SECURITIES S. A.	04/05/2015
HELLENIQ ENERGY (CR)	Main Market
ALPHA FINANCE INVESTMENT SERVICES SINGLE MEMBER SA	07/11/2023
EUROBANK EQUITIES INVESTMENT FIRM SINGLE MEMBER SA	01/11/2023
HELLENIC AMERICAN SECURITIES S.A.	14/09/2015
PIRAEUS SECURITIES S. A.	20/03/2017
IDEAL HOLDINGS (CR)	Main Market
EUROBANK EQUITIES INVESTMENT FIRM SINGLE MEMBER SA	07/06/2021
PIRAEUS SECURITIES S. A.	07/06/2021
INTERCONTINENTAL (CR)	Main Market
LEON DEPOLAS SECURITIES S.A.	03/06/2019
INTERLIFE G.C.I.(CR)	Main Market
PIRAEUS SECURITIES S. A.	22/01/2024
INTERWOOD-XYLEMPORIA (CR)	Main Market
EUROBANK EQUITIES INVESTMENT FIRM SINGLE MEMBER SA	05/07/2021
PANTELAKIS SECURITIES S.A.	01/07/2021
INTRAKAT (CR)	Main Market
BETA SECURITIES S.A.	04/10/2021
PANTELAKIS SECURITIES S.A.	10/10/2022

List of Stocks under Market Making operations

Securities	Market Maker	Start Market Making	Stock Category
JUMBO SA (CR)			Main Market
	BETA SECURITIES S.A.	01/02/2021	
	EUROBANK EQUITIES INVESTMENT FIRM SINGLE MEMBER SA	25/05/2020	
	MERIT SECURITIES S.A.	06/11/2017	
	PIRAEUS SECURITIES S. A.	06/03/2017	
KLOUKINAS - LAPPAS SA (CR)			Main Market
	OPTIMA BANK S.A.	02/01/2023	
KRI-KRI S.A. (CR)			Main Market
	EUROBANK EQUITIES INVESTMENT FIRM SINGLE MEMBER SA	07/05/2018	
	PIRAEUS SECURITIES S. A.	11/12/2023	
LAMDA DEVELOPMENT SA (CR)			Main Market
	EUROBANK EQUITIES INVESTMENT FIRM SINGLE MEMBER SA	08/12/2014	
	PANTELAKIS SECURITIES S.A.	06/11/2017	
	PIRAEUS SECURITIES S. A.	29/06/2017	
LAMPASA HOTEL SA (CR)			Main Market
	LEON DEPOLAS SECURITIES S.A.	16/01/2017	
METLEN ENERGY & METALS (CR)			Main Market
	ALPHA FINANCE INVESTMENT SERVICES SINGLE MEMBER SA	15/04/2019	
	BETA SECURITIES S.A.	11/04/2022	
	EUROBANK EQUITIES INVESTMENT FIRM SINGLE MEMBER SA	20/09/2017	
	MERIT SECURITIES S.A.	25/02/2019	
	NATIONAL SECURITIES SINGLE MEMBER SA	02/01/1900	
	PIRAEUS SECURITIES S. A.	04/05/2015	
MOTODYNAMICS S.A. (CR)			Main Market
	ALPHA FINANCE INVESTMENT SERVICES SINGLE MEMBER SA	12/08/2024	
	OPTIMA BANK S.A.	25/08/2023	
MOTOR OIL (CR)			Main Market
	BETA SECURITIES S.A.	08/03/2021	
	EUROBANK EQUITIES INVESTMENT FIRM SINGLE MEMBER SA	22/10/2006	
	LEON DEPOLAS SECURITIES S.A.	01/04/2019	
	MERIT SECURITIES S.A.	25/02/2019	
	NATIONAL SECURITIES SINGLE MEMBER SA	02/01/1900	
	PIRAEUS SECURITIES S. A.	04/05/2015	
MPLE KEDROS (CR)			Main Market
	OPTIMA BANK S.A.	16/10/2023	
	OPTIMA BANK S.A.	08/11/2023	
NAFPAKTOS TEXTILE (CR)			Main Market
	OPTIMA BANK S.A.	29/01/2024	
NATIONAL BANK (CR)			Main Market
	ALPHA FINANCE INVESTMENT SERVICES SINGLE MEMBER SA	09/01/2006	
	EUROBANK EQUITIES INVESTMENT FIRM SINGLE MEMBER SA	22/10/2006	
	HELLENIC AMERICAN SECURITIES S.A.	25/07/2014	
	LEON DEPOLAS SECURITIES S.A.	20/05/2015	
	MERIT SECURITIES S.A.	03/09/2012	
	NATIONAL SECURITIES SINGLE MEMBER SA	02/01/1900	
	PIRAEUS SECURITIES S. A.	08/09/2008	
NOVAL PROPERTY REIC (CR)			Main Market
	ALPHA FINANCE INVESTMENT SERVICES SINGLE MEMBER SA	05/06/2024	
	PIRAEUS SECURITIES S. A.	05/06/2024	
OPAP (CR)			Main Market
	ALPHA FINANCE INVESTMENT SERVICES SINGLE MEMBER SA	09/01/2006	
	EUROBANK EQUITIES INVESTMENT FIRM SINGLE MEMBER SA	22/10/2006	
	HELLENIC AMERICAN SECURITIES S.A.	25/07/2014	
	MERIT SECURITIES S.A.	20/03/2017	
	NATIONAL SECURITIES SINGLE MEMBER SA	02/01/1900	
	PIRAEUS SECURITIES S. A.	04/05/2015	
OPTIMA BANK (CR)			Main Market
	ALPHA FINANCE INVESTMENT SERVICES SINGLE MEMBER SA	12/12/2023	
	EUROBANK EQUITIES INVESTMENT FIRM SINGLE MEMBER SA	11/12/2023	
	OPTIMA BANK S.A.	06/11/2023	
ORILINA PROPERTIES REIC (CR)			Main Market
	EUROBANK EQUITIES INVESTMENT FIRM SINGLE MEMBER SA	11/12/2023	
	LEON DEPOLAS SECURITIES S.A.	11/12/2023	

List of Stocks under Market Making operations

Securities	Stock Category
Market Maker	Start Market Making
OTE (CR)	Main Market
ALPHA FINANCE INVESTMENT SERVICES SINGLE MEMBER SA	09/01/2006
EUROBANK EQUITIES INVESTMENT FIRM SINGLE MEMBER SA	22/10/2006
HELLENIC AMERICAN SECURITIES S.A.	25/07/2014
LEON DEPOLAS SECURITIES S.A.	20/04/2015
MERIT SECURITIES S.A	20/03/2017
NATIONAL SECURITIES SINGLE MEMBER SA	02/01/1900
PIRAEUS SECURITIES S. A.	08/09/2008
P.P.A. S.A. (CR)	Main Market
EUROBANK EQUITIES INVESTMENT FIRM SINGLE MEMBER SA	06/02/2019
PAPOUTSANIS (CR)	Main Market
ALPHA FINANCE INVESTMENT SERVICES SINGLE MEMBER SA	19/11/2018
BETA SECURITIES S.A.	25/11/2013
PERFORMANCE TECHNOLOGIES (CR)	Main Market
EUROBANK EQUITIES INVESTMENT FIRM SINGLE MEMBER SA	22/02/2021
PANTELAKIS SECURITIES S.A.	08/03/2021
PETROPOULOS PETROS (CR)	Main Market
EUROBANK EQUITIES INVESTMENT FIRM SINGLE MEMBER SA	01/04/2019
PANTELAKIS SECURITIES S.A.	16/03/2020
PIRAEUS FINANCIAL HOLD (CR)	Main Market
ALPHA FINANCE INVESTMENT SERVICES SINGLE MEMBER SA	15/04/2019
EUROBANK EQUITIES INVESTMENT FIRM SINGLE MEMBER SA	22/10/2006
EUROXX SECURITIES S.A.	15/02/2016
HELLENIC AMERICAN SECURITIES S.A.	25/07/2014
LEON DEPOLAS SECURITIES S.A.	30/11/2018
MERIT SECURITIES S.A	16/09/2013
NATIONAL SECURITIES SINGLE MEMBER SA	02/01/1900
PIRAEUS SECURITIES S. A.	16/02/2009
PPC (CR)	Main Market
ALPHA FINANCE INVESTMENT SERVICES SINGLE MEMBER SA	09/01/2006
BETA SECURITIES S.A.	01/02/2021
EUROBANK EQUITIES INVESTMENT FIRM SINGLE MEMBER SA	22/10/2006
HELLENIC AMERICAN SECURITIES S.A.	01/09/2014
MERIT SECURITIES S.A	06/11/2017
NATIONAL SECURITIES SINGLE MEMBER SA	02/01/1900
PIRAEUS SECURITIES S. A.	28/09/2009
PREMIA (CR)	Main Market
BETA SECURITIES S.A.	01/06/2021
LEON DEPOLAS SECURITIES S.A.	05/12/2022
PANTELAKIS SECURITIES S.A.	23/12/2021
PROFILE SA (CR)	Main Market
OPTIMA BANK S.A.	03/04/2023
PANTELAKIS SECURITIES S.A.	01/07/2019
QUALITY & RELIABILITY SA (CR)	Main Market
OPTIMA BANK S.A.	03/01/2023
QUEST HOLDINGS (CR)	Main Market
BETA SECURITIES S.A.	26/03/2018
EUROBANK EQUITIES INVESTMENT FIRM SINGLE MEMBER SA	28/01/2019
REVOIL (CR)	Main Market
BETA SECURITIES S.A.	26/06/2023
OPTIMA BANK S.A.	15/04/2024
SIDMA STEEL (CR)	Main Market
OPTIMA BANK S.A.	25/05/2023
SPACE HELLAS SA (CR)	Main Market
MERIT SECURITIES S.A	09/12/2022
TECHNICAL OLYMPIC SA (CR)	Main Market
BETA SECURITIES S.A.	04/04/2022
OPTIMA BANK S.A.	05/07/2023
TERNA ENERGY (CR)	Main Market
EUROBANK EQUITIES INVESTMENT FIRM SINGLE MEMBER SA	24/05/2021
PIRAEUS SECURITIES S. A.	09/12/2019
THRACE PLASTICS SA (CR)	Main Market
ALPHA FINANCE INVESTMENT SERVICES SINGLE MEMBER SA	26/03/2018
LEON DEPOLAS SECURITIES S.A.	28/03/2024
PIRAEUS SECURITIES S. A.	02/04/2024
TITAN CEMENT (CB)	Main Market
BETA SECURITIES S.A.	01/02/2021
EUROBANK EQUITIES INVESTMENT FIRM SINGLE MEMBER SA	06/11/2019
PIRAEUS SECURITIES S. A.	18/01/2021

List of Stocks under Market Making operations

Securities	Market Maker	Start Market Making	Stock Category
TRADE ESTATES REIC (CR)			
	EUROBANK EQUITIES INVESTMENT FIRM SINGLE MEMBER SA	10/11/2023	Main Market
	EUROBANK EQUITIES INVESTMENT FIRM SINGLE MEMBER SA	08/11/2023	
	PANTELAKIS SECURITIES S.A.	10/11/2023	
	PANTELAKIS SECURITIES S.A.	08/11/2023	
TZIRAKIAN PROFIL (CR)			
	LEON DEPOLAS SECURITIES S.A.	19/07/2021	Main Market
VIOHALCO SA/NV (CB)			
	ALPHA FINANCE INVESTMENT SERVICES SINGLE MEMBER SA	11/03/2008	
	EUROBANK EQUITIES INVESTMENT FIRM SINGLE MEMBER SA	04/03/2014	
	MERIT SECURITIES S.A	17/03/2014	

Underlying Asset				Derivatives Market													
Price max	Price min	Closing price	change	Delivery Month	Open price	Price max	Price min	Last price	Closing price	Last Bid	Last Ask	Fixing price*	Life high	Life low	Trades	Volume	Open Interest
FTSE/Athex Large Cap (Trade Unit: 1 Index Point x 2€, Cash Settlement)																	
3,520.37	3,473.66	3,520.37	1.34%	September 2024	3,496.00	3,525.75	3,479.50	3,522.25	3,522.25	---	---	---	3,600.75	---	91	319	3,856
				October 2024	3,488.50	3,512.00	3,486.00	3,510.00	3,510.00	---	---	---	3,540.00	---	21	182	184
				November 2024	---	---	---	---	3,488.50	---	---	---	---	---	---	---	---
				December 2024	---	---	---	---	3,495.25	---	---	---	---	---	---	---	---
				March 2025	---	---	---	---	3,512.75	---	---	---	---	---	---	---	---
				June 2025	---	---	---	---	3,530.50	---	---	---	---	---	---	---	---
FTSE/Athex Banks (Trade Unit: 1 Index Point x 15€, Cash Settlement)																	
1,282.90	1,262.30	1,282.90	1.37%	September 2024	1,281.00	1,285.00	1,281.00	1,285.00	1,285.00	---	---	---	1,332.75	---	2	11	1,263
				December 2024	---	---	---	---	1,273.50	---	---	---	---	---	---	---	---
				March 2025	---	---	---	---	1,280.00	---	---	---	---	---	---	---	---
				June 2025	---	---	---	---	1,286.25	---	---	---	---	---	---	---	---
MSCI GREECE REBASED (Trade Unit: 1 Index Point x 2€, Cash Settlement)																	
5,516.72	5,426.48	5,516.72	1.66%	September 2024	---	---	---	---	5,296.25	---	---	---	5,516.00	---	---	---	3
				October 2024	---	---	---	---	5,347.50	---	---	---	5,515.50	---	---	---	10
				November 2024	---	---	---	---	5,348.25	---	---	---	5,516.00	---	---	---	10
				December 2024	---	---	---	---	5,460.25	---	---	---	---	---	---	---	---
				January 2025	---	---	---	---	5,468.75	---	---	---	---	---	---	---	---
				February 2025	---	---	---	---	5,479.25	---	---	---	---	---	---	---	---
				March 2025	---	---	---	---	5,487.75	---	---	---	---	---	---	---	---
				June 2025	---	---	---	---	5,515.00	---	---	---	---	---	---	---	---

Derivatives notes

Fixing prices and final open positions can be retrieved from the following path <http://www.helex.gr/el/web/guest/statistics-end-of-day-derivatives>

Underlying Asset				Derivatives Market													
Price max	Price min	Closing price	change	Delivery Month	Open price	Price max	Price min	Last price	Closing price	Last Bid	Last Ask	Fixing price*	Life high	Life low	Trades	Volume	Open Interest
ADMIE (IPTO) HOLDING S.A. (CR)				(Contract Size: 100 Securities, Physical Delivery)													
2.125	2.095	2.115	-0.94%	September 2024	2.06	2.07	2.04	2.04	2.04	---	---	---	2.39	---	15	115	22,006
				December 2024	---	---	---	---	2.15	---	---	---	---	---	---	---	---
				March 2025	---	---	---	---	2.16	---	---	---	---	---	---	---	---
				June 2025	---	---	---	---	2.17	---	---	---	---	---	---	---	---
AEGEAN AIRLINES (CR)				(Contract Size: 100 Securities, Physical Delivery)													
11.18	10.77	11.16	2.20%	September 2024	10.96	11.18	10.96	11.12	11.12	---	---	---	12.49	---	10	41	3,714
				December 2024	---	---	---	---	11.12	---	---	---	12.12	---	---	---	138
				March 2025	---	---	---	---	11.04	---	---	---	---	---	---	---	---
				June 2025	---	---	---	---	11.10	---	---	---	---	---	---	---	---
ALPHA SERVICES HOLD (CR)				(Contract Size: 100 Securities, Physical Delivery)													
1.576	1.55	1.576	1.91%	September 2024	1.56	1.58	1.55	1.58	1.58	---	---	---	1.79	---	108	4,392	159,590
				December 2024	---	---	---	---	1.57	---	---	---	1.73	---	---	---	296
				March 2025	---	---	---	---	1.56	---	---	---	---	---	---	---	---
				June 2025	---	---	---	---	1.57	---	---	---	---	---	---	---	---
ATHENS INTL AIRPORT (CR)				(Contract Size: 100 Securities, Physical Delivery)													
7.9	7.804	7.894	-0.08%	September 2024	---	---	---	---	7.96	---	---	---	8.41	---	---	---	1,162
				December 2024	---	---	---	---	7.95	---	---	---	---	---	---	---	---
				March 2025	---	---	---	---	7.99	---	---	---	---	---	---	---	---
				June 2025	---	---	---	---	8.03	---	---	---	---	---	---	---	---
AUTOHELLAS SA (CR)				(Contract Size: 100 Securities, Physical Delivery)													
11.48	11.16	11.22	-2.26%	September 2024	---	---	---	---	10.90	---	---	---	12.13	---	---	---	151
				December 2024	---	---	---	---	11.55	---	---	---	---	---	---	---	---
				March 2025	---	---	---	---	11.61	---	---	---	---	---	---	---	---
				June 2025	---	---	---	---	11.67	---	---	---	---	---	---	---	---
AVAX S.A. (CR)				(Contract Size: 100 Securities, Physical Delivery)													
1.384	1.37	1.382	-0.29%	September 2024	---	---	---	---	1.42	---	---	---	1.50	---	---	---	641
				December 2024	---	---	---	---	1.39	---	---	---	---	---	---	---	---
				March 2025	---	---	---	---	1.40	---	---	---	---	---	---	---	---
				June 2025	---	---	---	---	1.41	---	---	---	---	---	---	---	---
CC HBC AG (CR)				(Contract Size: 100 Securities, Physical Delivery)													
33.5	33.2	33.38	0.18%	September 2024	33.21	33.21	33.21	33.21	33.21	---	---	---	33.61	---	1	3	137
				December 2024	---	---	---	---	33.53	---	---	---	---	---	---	---	---
				March 2025	---	---	---	---	33.70	---	---	---	---	---	---	---	---
				June 2025	---	---	---	---	33.86	---	---	---	---	---	---	---	---

Derivatives notes

Fixing prices and final open positions can be retrieved from the following path <http://www.helex.gr/el/web/guest/statistics-end-of-day-derivatives>

Underlying Asset				Derivatives Market													
Price max	Price min	Closing price	change	Delivery Month	Open price	Price max	Price min	Last price	Closing price	Last Bid	Last Ask	Fixing price*	Life high	Life low	Trades	Volume	Open Interest
CENERGY HOLDINGS (CB)				(Contract Size: 100 Securities, Physical Delivery)													
9.82	9.57	9.78	0.82%	September 2024	9.70	9.81	9.70	9.81	9.81	---	---	---	10.17	---	9	58	3,998
				December 2024	---	---	---	---	9.76	---	---	---	---	---	---	---	---
				March 2025	---	---	---	---	9.81	---	---	---	---	---	---	---	---
				June 2025	---	---	---	---	9.86	---	---	---	---	---	---	---	---
ELLAKTOR (CR)				(Contract Size: 124 Securities, Physical Delivery)													
2.09	2.03	2.08	0.48%	September 2024	2.07	2.09	2.04	2.08	2.08	---	---	---	2.13	1.79	34	186	3,345
				December 2024	---	---	---	---	2.08	---	---	---	---	---	---	---	---
				March 2025	---	---	---	---	2.09	---	---	---	---	---	---	---	---
				June 2025	---	---	---	---	2.10	---	---	---	---	---	---	---	---
ELVALHALCOR (CR)				(Contract Size: 100 Securities, Physical Delivery)													
1.878	1.852	1.87	1.63%	September 2024	---	---	---	---	1.85	---	---	---	2.04	---	---	---	4,715
				December 2024	1.87	1.87	1.87	1.87	1.87	---	---	---	1.91	---	1	6	69
				March 2025	---	---	---	---	1.86	---	---	---	---	---	---	---	---
				June 2025	---	---	---	---	1.87	---	---	---	---	---	---	---	---
EUROBANK HOLDINGS (CR)				(Contract Size: 100 Securities, Physical Delivery)													
2.066	2.009	2.064	0.00%	September 2024	2.05	2.07	2.02	2.07	2.07	---	---	---	2.19	---	65	1,084	17,150
				December 2024	---	---	---	---	2.10	---	---	---	2.28	---	---	---	20
				March 2025	---	---	---	---	2.09	---	---	---	---	---	---	---	---
				June 2025	---	---	---	---	2.10	---	---	---	---	---	---	---	---
EYDAP S.A. (CR)				(Contract Size: 100 Securities, Physical Delivery)													
5.62	5.5	5.59	-0.18%	September 2024	5.57	5.57	5.57	5.57	5.57	---	---	---	5.90	---	2	10	4,377
				December 2024	---	---	---	---	5.63	---	---	---	---	---	---	---	---
				March 2025	---	---	---	---	5.66	---	---	---	---	---	---	---	---
				June 2025	---	---	---	---	5.69	---	---	---	---	---	---	---	---
FOURLIS (CR)				(Contract Size: 100 Securities, Physical Delivery)													
4.06	3.965	3.985	-1.24%	September 2024	4.00	4.00	4.00	4.00	4.00	---	---	---	4.19	---	5	15	1,045
				December 2024	---	---	---	---	4.06	---	---	---	---	---	---	---	---
				March 2025	---	---	---	---	4.08	---	---	---	---	---	---	---	---
				June 2025	---	---	---	---	4.10	---	---	---	---	---	---	---	---
GEK TERNA (CR)				(Contract Size: 101 Securities, Physical Delivery)													
17.62	17.4	17.6	0.46%	September 2024	17.52	17.62	17.52	17.62	17.62	---	---	---	17.62	17.25	8	55	11,686
				December 2024	17.62	17.67	17.62	17.67	17.67	---	---	---	17.77	17.46	2	20	124
				March 2025	---	---	---	---	17.72	---	---	---	---	---	---	---	---
				June 2025	---	---	---	---	17.81	---	---	---	---	---	---	---	---

Derivatives notes

Fixing prices and final open positions can be retrieved from the following path <http://www.helex.gr/el/web/guest/statistics-end-of-day-derivatives>

Underlying Asset				Derivatives Market													
Price max	Price min	Closing price	change	Delivery Month	Open price	Price max	Price min	Last price	Closing price	Last Bid	Last Ask	Fixing price*	Life high	Life low	Trades	Volume	Open Interest
HELLENIC EXCHANGES-A.S.E. (CR)				(Contract Size: 100 Securities, Physical Delivery)													
4.565	4.5	4.565	1.00%	September 2024	4.55	4.58	4.55	4.58	4.58	---	---	---	5.25	---	25	104	3,923
				December 2024	---	---	---	---	4.55	---	---	---	---	---	---	---	---
				March 2025	---	---	---	---	4.57	---	---	---	---	---	---	---	---
				June 2025	---	---	---	---	4.59	---	---	---	---	---	---	---	---
HELLENiQ ENERGY (CR)				(Contract Size: 100 Securities, Physical Delivery)													
7.21	7.06	7.21	0.98%	September 2024	7.14	7.22	7.14	7.22	7.22	---	---	---	8.40	---	25	56	6,063
				December 2024	---	---	---	---	7.18	---	---	---	---	---	---	---	---
				March 2025	---	---	---	---	7.22	---	---	---	---	---	---	---	---
				June 2025	---	---	---	---	7.26	---	---	---	---	---	---	---	---
INTRACOM HOLDINGS (CR)				(Contract Size: 102 Securities, Physical Delivery)													
3.215	3.145	3.17	0.00%	September 2024	3.17	3.20	3.15	3.20	3.20	---	---	---	3.55	2.80	9	27	7,736
				December 2024	---	---	---	---	3.19	---	---	---	---	---	---	---	---
				March 2025	---	---	---	---	3.21	---	---	---	---	---	---	---	---
				June 2025	---	---	---	---	3.22	---	---	---	---	---	---	---	---
INTRAKAT (CR)				(Contract Size: 100 Securities, Physical Delivery)													
5.16	5.02	5.02	-2.52%	September 2024	5.08	5.13	5.03	5.05	5.05	---	---	---	5.24	---	18	73	2,350
				December 2024	---	---	---	---	5.04	---	---	---	5.01	---	---	---	10
				March 2025	---	---	---	---	5.21	---	---	---	---	---	---	---	---
				June 2025	---	---	---	---	5.23	---	---	---	---	---	---	---	---
JUMBO SA (CR)				(Contract Size: 100 Securities, Physical Delivery)													
23.2	22.78	23.2	1.40%	September 2024	22.98	23.15	22.98	22.98	22.98	---	---	---	26.97	---	8	25	387
				December 2024	---	---	---	---	23.02	---	---	---	---	---	---	---	---
				March 2025	---	---	---	---	23.14	---	---	---	---	---	---	---	---
				June 2025	---	---	---	---	23.25	---	---	---	---	---	---	---	---
LAMDA DEVELOPMENT SA (CR)				(Contract Size: 100 Securities, Physical Delivery)													
7.19	7.02	7.13	1.28%	September 2024	7.12	7.18	7.09	7.18	7.18	---	---	---	7.68	---	6	6	6,050
				December 2024	---	---	---	---	7.08	---	---	---	---	---	---	---	---
				March 2025	---	---	---	---	7.12	---	---	---	---	---	---	---	---
				June 2025	---	---	---	---	7.15	---	---	---	---	---	---	---	---
METLEN ENERGY & METALS (CR)				(Contract Size: 100 Securities, Physical Delivery)													
34.44	33.88	34.44	1.17%	September 2024	34.10	34.25	34.05	34.25	34.25	---	---	---	38.35	---	10	24	4,495
				December 2024	34.68	34.68	34.68	34.68	34.68	---	---	---	36.20	---	1	1	125
				March 2025	---	---	---	---	34.42	---	---	---	---	---	---	---	---
				June 2025	---	---	---	---	34.60	---	---	---	---	---	---	---	---

Derivatives notes

Fixing prices and final open positions can be retrieved from the following path <http://www.helex.gr/el/web/guest/statistics-end-of-day-derivatives>

Underlying Asset				Derivatives Market													
Price max	Price min	Closing price	change	Delivery Month	Open price	Price max	Price min	Last price	Closing price	Last Bid	Last Ask	Fixing price*	Life high	Life low	Trades	Volume	Open Interest
MIG (CR)				(Contract Size: 100 Securities, Physical Delivery)													
3.42	3.34	3.415	1.94%	September 2024	---	---	---	---	3.35	---	---	---	3.94	---	---	---	88
				December 2024	---	---	---	---	3.37	---	---	---	---	---	---	---	---
				March 2025	---	---	---	---	3.39	---	---	---	---	---	---	---	---
				June 2025	---	---	---	---	3.40	---	---	---	---	---	---	---	---
MOTOR OIL (CR)				(Contract Size: 100 Securities, Physical Delivery)													
21.98	21.6	21.66	-0.18%	September 2024	22.03	22.03	21.69	21.75	21.75	---	---	---	26.50	---	92	324	5,673
				December 2024	---	---	---	---	22.05	---	---	---	22.59	---	---	---	71
				March 2025	---	---	---	---	21.94	---	---	---	---	---	---	---	---
				June 2025	---	---	---	---	22.05	---	---	---	---	---	---	---	---
NATIONAL BANK (CR)				(Contract Size: 100 Securities, Physical Delivery)													
7.98	7.82	7.978	1.53%	September 2024	7.92	8.00	7.85	8.00	8.00	---	---	---	8.36	---	117	1,590	14,691
				December 2024	7.96	7.96	7.96	7.96	7.96	---	---	---	8.20	---	1	1	170
				March 2025	---	---	---	---	7.95	---	---	---	---	---	---	---	---
				June 2025	---	---	---	---	7.99	---	---	---	---	---	---	---	---
OPAP (CR)				(Contract Size: 102 Securities, Physical Delivery)													
16.15	15.64	16.15	3.26%	September 2024	15.91	16.14	15.80	16.13	16.13	---	---	---	16.29	---	24	117	1,213
				December 2024	---	---	---	---	15.95	---	---	---	16.38	---	---	---	30
				March 2025	---	---	---	---	15.82	---	---	---	---	---	---	---	---
				June 2025	---	---	---	---	15.90	---	---	---	---	---	---	---	---
OPTIMA BANK (CR)				(Contract Size: 100 Securities, Physical Delivery)													
12.98	12.76	12.88	-0.92%	September 2024	12.80	12.80	12.80	12.80	12.80	---	---	---	13.13	---	1	5	70
				December 2024	---	---	---	---	13.08	---	---	---	---	---	---	---	---
				March 2025	---	---	---	---	13.15	---	---	---	---	---	---	---	---
				June 2025	---	---	---	---	13.21	---	---	---	---	---	---	---	---
OTE (CR)				(Contract Size: 100 Securities, Physical Delivery)													
15.09	14.7	15.08	2.87%	September 2024	14.80	15.14	14.80	15.08	15.08	---	---	---	15.32	---	16	68	3,428
				December 2024	15.09	15.09	15.09	15.09	15.09	---	---	---	15.09	---	1	1	2
				March 2025	---	---	---	---	14.83	---	---	---	---	---	---	---	---
				June 2025	---	---	---	---	14.90	---	---	---	---	---	---	---	---
P.P.A. S.A. (CR)				(Contract Size: 100 Securities, Physical Delivery)													
27.7	26.25	27.15	0.56%	September 2024	27.33	27.33	27.31	27.31	27.31	---	---	---	27.33	---	2	10	75
				December 2024	---	---	---	---	27.17	---	---	---	---	---	---	---	---
				March 2025	---	---	---	---	27.30	---	---	---	---	---	---	---	---
				June 2025	---	---	---	---	27.44	---	---	---	---	---	---	---	---

Derivatives notes

Fixing prices and final open positions can be retrieved from the following path <http://www.helex.gr/el/web/guest/statistics-end-of-day-derivatives>

Underlying Asset				Derivatives Market													
Price max	Price min	Closing price	change	Delivery Month	Open price	Price max	Price min	Last price	Closing price	Last Bid	Last Ask	Fixing price*	Life high	Life low	Trades	Volume	Open Interest
PIRAEUS FINANCIAL HOLD (CR)																	
(Contract Size: 100 Securities, Physical Delivery)																	
4.02	3.902	4.02	2.87%	September 2024	3.90	4.03	3.88	4.02	4.02	---	---	---	4.05	---	352	6,576	66,370
				December 2024	3.99	4.04	3.99	4.04	4.04	---	---	---	4.04	---	14	70	48
				March 2025	---	---	---	---	3.95	---	---	---	---	---	---	---	---
				June 2025	---	---	---	---	3.97	---	---	---	---	---	---	---	---
PPC (CR)																	
(Contract Size: 100 Securities, Physical Delivery)																	
11.74	11.51	11.74	1.03%	September 2024	11.60	11.76	11.60	11.76	11.76	---	---	---	11.90	---	42	365	24,985
				December 2024	---	---	---	---	11.92	---	---	---	11.96	---	---	---	225
				March 2025	---	---	---	---	11.75	---	---	---	---	---	---	---	---
				June 2025	---	---	---	---	11.81	---	---	---	---	---	---	---	---
QUEST HOLDINGS (CR)																	
(Contract Size: 100 Securities, Physical Delivery)																	
5.28	5.2	5.26	0.38%	September 2024	---	---	---	---	5.24	---	---	---	5.38	---	---	---	173
				December 2024	---	---	---	---	5.27	---	---	---	---	---	---	---	---
				March 2025	---	---	---	---	5.30	---	---	---	---	---	---	---	---
				June 2025	---	---	---	---	5.33	---	---	---	---	---	---	---	---
TERNA ENERGY (CR)																	
(Contract Size: 100 Securities, Physical Delivery)																	
19.14	19.11	19.14	0.16%	September 2024	19.18	19.18	19.14	19.17	19.17	---	---	---	19.55	---	7	90	20,162
				December 2024	---	---	---	---	19.23	---	---	---	---	---	---	---	---
				March 2025	---	---	---	---	19.33	---	---	---	---	---	---	---	---
				June 2025	---	---	---	---	19.42	---	---	---	---	---	---	---	---
TITAN CEMENT (CB)																	
(Contract Size: 100 Securities, Physical Delivery)																	
32.15	31.45	32.1	1.26%	September 2024	31.90	31.90	31.60	31.60	31.60	---	---	---	33.56	---	3	11	391
				December 2024	---	---	---	---	31.90	---	---	---	---	---	---	---	---
				March 2025	---	---	---	---	32.06	---	---	---	---	---	---	---	---
				June 2025	---	---	---	---	32.22	---	---	---	---	---	---	---	---
VIOHALCO SA/NV (CB)																	
(Contract Size: 100 Securities, Physical Delivery)																	
5.88	5.74	5.84	0.69%	September 2024	5.89	5.89	5.89	5.89	5.89	---	---	---	6.50	---	1	10	4,125
				December 2024	---	---	---	---	6.15	---	---	---	6.15	---	---	---	141
				March 2025	---	---	---	---	5.87	---	---	---	---	---	---	---	---
				June 2025	---	---	---	---	5.89	---	---	---	---	---	---	---	---

Derivatives notes

Fixing prices and final open positions can be retrieved from the following path <http://www.helex.gr/el/web/guest/statistics-end-of-day-derivatives>

FTSE/Athex Large Cap

(Trade Unit: 1 Index Point x 2€ - Exercise Style: European, Cash Settlement)

Call Options															Put Options																			
September 2024								October 2024							Other Months		September 2024								October 2024							Other Months		Exer- cise Price
Open price	Price max	Price min	Last price	Closing price	Volume	Open Interest	Open price	Price max	Price min	Last price	Closing price	Volume	Open Interest	Volume	Open Interest	Open price	Price max	Price min	Last price	Closing price	Volume	Open Interest	Open price	Price max	Price min	Last price	Closing price	Volume	Open Interest	Volume	Open Interest			
2,450	0.00	0.00	0.00	-	1,025.00	-	-	-	-	-	-	-	-	-	-	0.00	0.00	0.00	-	0.01	-	-	-	-	-	-	-	-	-	-	-	2,450		
2,500	0.00	0.00	0.00	-	975.00	-	-	-	-	-	-	-	-	-	-	0.00	0.00	0.00	-	0.01	-	-	-	-	-	-	-	-	-	-	-	2,500		
2,550	0.00	0.00	0.00	-	925.00	-	-	-	-	-	-	-	-	-	-	0.00	0.00	0.00	-	0.01	-	-	-	-	-	-	-	-	-	-	-	2,550		
2,600	0.00	0.00	0.00	-	875.00	-	-	-	-	-	-	-	-	-	-	0.00	0.00	0.00	-	0.01	-	-	-	-	-	-	-	-	-	-	-	2,600		
2,650	0.00	0.00	0.00	-	826.00	-	-	-	-	-	-	-	-	-	-	0.00	0.00	0.00	-	0.01	-	-	-	-	-	-	-	-	-	-	-	2,650		
2,700	0.00	0.00	0.00	-	776.00	-	-	-	-	-	-	-	-	-	-	0.00	0.00	0.00	-	0.02	-	-	-	-	-	-	-	-	-	-	-	2,700		
2,750	0.00	0.00	0.00	-	726.00	-	-	-	-	-	-	-	-	-	-	0.00	0.00	0.00	-	0.01	-	-	-	-	-	-	-	-	-	-	-	2,750		
2,800	0.00	0.00	0.00	-	676.00	-	-	-	-	-	-	-	-	-	-	0.00	0.00	0.00	-	0.01	-	-	-	-	-	-	-	-	-	-	-	2,800		
2,850	0.00	0.00	0.00	-	626.00	-	-	-	-	-	-	-	-	-	-	0.00	0.00	0.00	-	0.01	-	-	-	-	-	-	-	-	-	-	-	2,850		
2,900	0.00	0.00	0.00	-	576.00	-	-	-	-	-	-	-	-	-	-	0.00	0.00	0.00	-	0.01	-	-	-	-	-	-	-	-	-	-	-	2,900		
2,950	0.00	0.00	0.00	-	526.00	-	-	-	-	-	-	-	-	-	-	0.00	0.00	0.00	-	0.03	-	-	-	-	-	-	-	-	-	-	-	2,950		
3,000	0.00	0.00	0.00	-	476.00	-	-	0.00	0.00	0.00	-	480.00	-	-	-	0.00	0.00	0.00	-	0.09	-	-	0.00	0.00	0.00	-	2.90	-	-	-	3,000			
3,050	0.00	0.00	0.00	-	426.00	-	-	0.00	0.00	0.00	-	432.00	-	-	-	0.00	0.00	0.00	-	0.27	-	-	0.00	0.00	0.00	-	5.00	-	-	-	3,050			
3,100	0.00	0.00	0.00	-	377.00	-	-	0.00	0.00	0.00	-	385.00	-	-	-	0.00	0.00	0.00	-	0.72	-	-	0.00	0.00	0.00	-	8.20	-	-	-	3,100			
3,150	0.00	0.00	0.00	-	328.00	-	-	0.00	0.00	0.00	-	340.00	-	-	-	0.00	0.00	0.00	-	1.70	-	-	0.00	0.00	0.00	-	12.75	-	-	-	3,150			
3,200	0.00	0.00	0.00	-	280.00	-	-	0.00	0.00	0.00	-	297.00	-	-	-	0.00	0.00	0.00	-	3.70	-	-	0.00	0.00	0.00	-	19.25	-	-	-	3,200			
3,250	0.00	0.00	0.00	-	234.00	-	-	0.00	0.00	0.00	-	256.00	-	-	-	0.00	0.00	0.00	-	7.50	-	50	0.00	0.00	0.00	-	28.25	-	-	-	3,250			
3,300	0.00	0.00	0.00	-	190.00	-	20	0.00	0.00	0.00	-	218.00	-	-	-	0.00	0.00	0.00	-	13.75	-	16	0.00	0.00	0.00	-	40.00	-	-	-	3,300			
3,350	0.00	0.00	0.00	-	150.00	-	-	0.00	0.00	0.00	-	183.00	-	-	-	0.00	0.00	0.00	-	23.75	-	35	0.00	0.00	0.00	-	54.50	-	-	-	3,350			
3,400	0.00	0.00	0.00	-	115.00	-	20	0.00	0.00	0.00	-	151.00	-	-	-	30.00	0.00	30.00	30.00	30.00	1	-	0.00	0.00	0.00	-	73.00	-	-	-	3,400			
3,450	98.00	98.00	98.00	98.00	98.00	1	61	0.00	0.00	0.00	-	123.00	-	20	-	0.00	98.00	0.00	-	58.00	-	41	0.00	0.00	0.00	-	95.00	-	40	-	3,450			
3,500	0.00	0.00	0.00	-	60.00	-	25	0.00	0.00	0.00	-	98.50	-	21	-	71.00	0.00	71.00	71.00	71.00	1	120	0.00	0.00	0.00	-	120.00	-	20	-	3,500			
3,550	0.00	0.00	0.00	-	40.75	-	44	0.00	0.00	0.00	-	77.50	-	60	-	0.00	0.00	0.00	-	114.00	-	80	0.00	0.00	0.00	-	149.00	-	122	-	3,550			
3,600	0.00	0.00	0.00	-	26.50	-	20	0.00	0.00	0.00	-	60.50	-	-	-	0.00	0.00	0.00	-	150.00	-	-	0.00	0.00	0.00	-	182.00	-	-	-	3,600			
3,650	0.00	0.00	0.00	-	16.50	-	21	0.00	0.00	0.00	-	46.00	-	-	-	0.00	0.00	0.00	-	190.00	-	-	0.00	0.00	0.00	-	217.00	-	-	-	3,650			
3,700	0.00	0.00	0.00	-	9.80	-	-	0.00	0.00	0.00	-	34.50	-	-	-	0.00	0.00	0.00	-	233.00	-	-	0.00	0.00	0.00	-	256.00	-	-	-	3,700			
3,750	0.00	0.00	0.00	-	5.60	-	-	0.00	0.00	0.00	-	25.50	-	-	-	0.00	0.00	0.00	-	279.00	-	-	0.00	0.00	0.00	-	297.00	-	-	-	3,750			
3,800	0.00	0.00	0.00	-	3.10	-	-	0.00	0.00	0.00	-	18.50	-	-	-	0.00	0.00	0.00	-	326.00	-	-	0.00	0.00	0.00	-	339.00	-	-	-	3,800			
3,850	0.00	0.00	0.00	-	1.60	-	-	0.00	0.00	0.00	-	13.25	-	-	-	0.00	0.00	0.00	-	375.00	-	-	0.00	0.00	0.00	-	384.00	-	-	-	3,850			
3,900	0.00	0.00	0.00	-	0.79	-	-	0.00	0.00	0.00	-	9.30	-	-	-	0.00	0.00	0.00	-	424.00	-	-	0.00	0.00	0.00	-	430.00	-	-	-	3,900			
Totals:						1	211					0	101	0	0							2	342					0	182	0	0			
Number of Trades:						1						0		0								2					0		0					

ALPHA SERVICES HOLD (CR)

(Contract Size: 100 Securities, Exercise Style: American, Physical Delivery)

Call Options														Put Options																			
September 2024							October 2024							Other Months		September 2024							October 2024							Other Months		Exercise Price	
Exercise Price	Open price	Price max	Price min	Last price	Closing price	Volume	Open Interest	Open price	Price max	Price min	Last price	Closing price	Volume	Open Interest	Volume	Open Interest	Open price	Price max	Price min	Last price	Closing price	Volume	Open Interest	Open price	Price max	Price min	Last price	Closing price	Volume	Open Interest	Volume		Open Interest
0.850	0.000	0.000	0.000	0.701	-	-	-	-	-	-	-	-	-	-	-	-	0.000	0.000	0.000	0.001	-	-	-	-	-	-	-	-	-	-	-	-	0.009
0.900	0.000	0.000	0.000	0.651	-	-	-	-	-	-	-	-	-	-	-	-	0.000	0.000	0.000	0.002	-	-	-	-	-	-	-	-	-	-	-	-	0.009
0.950	0.000	0.000	0.000	0.601	-	-	-	-	-	-	-	-	-	-	-	-	0.000	0.000	0.000	0.001	-	-	-	-	-	-	-	-	-	-	-	-	0.010
1.000	0.000	0.000	0.000	0.551	-	-	0.000	0.000	0.000	0.553	-	-	-	-	-	-	0.000	0.000	0.000	0.001	-	-	-	0.000	0.000	0.000	0.001	-	-	-	-	-	0.010
1.100	0.000	0.000	0.000	0.451	-	-	0.000	0.000	0.000	0.453	-	-	-	-	-	-	0.000	0.000	0.000	0.001	-	-	-	0.000	0.000	0.000	0.001	-	-	-	-	-	0.011
1.200	0.000	0.000	0.000	0.352	-	-	0.000	0.000	0.000	0.354	-	-	-	-	-	-	0.000	0.000	0.000	0.001	-	-	-	0.000	0.000	0.000	0.001	-	-	-	-	-	0.012
1.300	0.000	0.000	0.000	0.254	-	-	0.000	0.000	0.000	0.259	-	-	-	-	-	-	0.000	0.000	0.000	0.002	-	-	-	0.000	0.000	0.000	0.006	-	-	-	-	-	0.013
1.400	0.000	0.000	0.000	0.164	-	-	0.000	0.000	0.000	0.174	-	-	-	-	-	-	0.000	0.000	0.000	0.013	-	-	-	0.000	0.000	0.000	0.020	-	-	-	-	-	0.014
1.500	0.000	0.000	0.000	0.092	-	-	0.000	0.000	0.000	0.105	-	-	-	-	-	-	0.000	0.000	0.000	0.040	-	-	-	0.000	0.000	0.000	0.052	-	-	-	-	-	0.015
1.600	0.000	0.000	0.000	0.043	-	-	0.000	0.000	0.000	0.057	-	-	-	-	-	-	0.000	0.000	0.000	0.091	-	-	-	0.000	0.000	0.000	0.103	-	-	-	-	-	0.016
1.700	0.000	0.000	0.000	0.017	-	-	0.000	0.000	0.000	0.028	-	-	-	-	-	-	0.000	0.000	0.000	0.165	-	-	-	0.000	0.000	0.000	0.174	-	-	-	-	-	0.017
1.800	0.000	0.000	0.000	0.006	-	-	0.000	0.000	0.000	0.012	-	-	-	-	-	-	0.000	0.000	0.000	0.254	-	-	-	0.000	0.000	0.000	0.259	-	-	-	-	-	0.018
1.900	0.000	0.000	0.000	0.002	-	-	0.000	0.000	0.000	0.005	-	-	-	-	-	-	0.000	0.000	0.000	0.351	-	-	-	0.000	0.000	0.000	0.352	-	-	-	-	-	0.019
2.000	0.000	0.000	0.000	0.001	-	-	0.000	0.000	0.000	0.002	-	-	-	-	-	-	0.000	0.000	0.000	0.450	-	-	-	0.000	0.000	0.000	0.450	-	-	-	-	-	0.020
2.200	0.000	0.000	0.000	0.001	-	-	0.000	0.000	0.000	0.001	-	-	-	-	-	-	0.000	0.000	0.000	0.650	-	-	-	0.000	0.000	0.000	0.650	-	-	-	-	-	0.022
2.400	0.000	0.000	0.000	0.001	-	-	0.000	0.000	0.000	0.001	-	-	-	-	-	-	0.000	0.000	0.000	0.850	-	-	-	0.000	0.000	0.000	0.850	-	-	-	-	-	0.024
2.600	0.000	0.000	0.000	0.001	-	-	-	-	-	-	-	-	-	-	-	-	0.000	0.000	0.000	1.05	-	-	-	-	-	-	-	-	-	-	-	-	0.026
Totals:						0	0							0	0	0	0							0	0	0	0						
Number of Trades:						0							0							0.00							0						

NATIONAL BANK (CR)

(Contract Size: 100 Securities, Exercise Style: American, Physical Delivery)

Call Options														Put Options																		
September 2024							October 2024							Other Months		September 2024							October 2024							Other Months		Exercise Price
Open price	Price max	Price min	Last price	Closing price	Volume	Open Interest	Open price	Price max	Price min	Last price	Closing price	Volume	Open Interest	Volume	Open Interest	Open price	Price max	Price min	Last price	Closing price	Volume	Open Interest	Open price	Price max	Price min	Last price	Closing price	Volume	Open Interest	Volume	Open Interest	
3.400	0.000	0.000	0.000	4.46	-	-						-	-			0.000	0.000	0.000	0.001	-	-						-	-			0.034	
3.600	0.000	0.000	0.000	4.26	-	-						-	-			0.000	0.000	0.000	0.001	-	-						-	-			0.036	
3.800	0.000	0.000	0.000	4.06	-	-						-	-			0.000	0.000	0.000	0.001	-	-						-	-			0.038	
4.000	0.000	0.000	0.000	3.86	-	-						-	-			0.000	0.000	0.000	0.001	-	-						-	-			0.040	
4.400	0.000	0.000	0.000	3.47	-	-						-	-			0.000	0.000	0.000	0.001	-	-						-	-			0.044	
4.800	0.000	0.000	0.000	3.07	-	-						-	-			0.000	0.000	0.000	0.001	-	-						-	-			0.048	
5.200	0.000	0.000	0.000	2.67	-	-	0.000	0.000	0.000		2.67	-	-			0.000	0.000	0.000	0.001	-	-	0.000	0.000	0.000	0.000	0.001	-	-			0.052	
5.600	0.000	0.000	0.000	2.27	-	-	0.000	0.000	0.000		2.28	-	-			0.000	0.000	0.000	0.001	-	-	0.000	0.000	0.000	0.000	0.001	-	-			0.056	
6.000	0.000	0.000	0.000	1.87	-	-	0.000	0.000	0.000		1.88	-	-			0.000	0.000	0.000	0.001	-	-	0.000	0.000	0.000	0.000	0.006	-	-			0.060	
6.400	0.000	0.000	0.000	1.47	-	-	0.000	0.000	0.000		1.50	-	-			0.000	0.000	0.000	0.001	-	-	0.000	0.000	0.000	0.000	0.023	-	-			0.064	
6.800	0.000	0.000	0.000	1.08	-	-	0.000	0.000	0.000		1.14	-	-			0.000	0.000	0.000	0.009	-	6	0.000	0.000	0.000	0.000	0.064	-	-			0.068	
7.200	0.000	0.000	0.000	0.714	-	-	0.000	0.000	0.000		0.826	-	-			0.000	0.000	0.000	0.046	-	-	0.000	0.000	0.000	0.000	0.147	-	-			0.072	
7.600	0.000	0.000	0.000	0.413	-	-	0.000	0.000	0.000		0.562	-	-			0.000	0.000	0.000	0.145	-	-	0.000	0.000	0.000	0.000	0.282	-	-			0.076	
8.000	0.000	0.000	0.000	0.203	-	-	0.000	0.000	0.000		0.363	-	-			0.000	0.000	0.000	0.334	-	-	0.000	0.000	0.000	0.000	0.483	-	-			0.080	
8.400	0.000	0.000	0.000	0.083	-	-	0.000	0.000	0.000		0.219	-	-			0.000	0.000	0.000	0.615	-	-	0.000	0.000	0.000	0.000	0.739	-	-			0.084	
8.800	0.000	0.000	0.000	0.028	-	-	0.000	0.000	0.000		0.122	-	-			0.000	0.000	0.000	0.961	-	-	0.000	0.000	0.000	0.000	1.04	-	-			0.088	
9.200	0.000	0.000	0.000	0.008	-	-	0.000	0.000	0.000		0.067	-	-			0.000	0.000	0.000	1.34	-	-	0.000	0.000	0.000	0.000	1.39	-	-			0.092	
9.600	0.000	0.000	0.000	0.002	-	-	0.000	0.000	0.000		0.034	-	-			0.000	0.000	0.000	1.74	-	-	0.000	0.000	0.000	0.000	1.76	-	-			0.096	
10.000	0.000	0.000	0.000	0.002	-	-	0.000	0.000	0.000		0.017	-	-			0.000	0.000	0.000	2.14	-	-	0.000	0.000	0.000	0.000	2.14	-	-			0.100	
11.000	0.000	0.000	0.000	0.001	-	-	0.000	0.000	0.000		0.002	-	-			0.000	0.000	0.000	3.14	-	-	0.000	0.000	0.000	0.000	3.14	-	-			0.110	
Totals:					0	0					0	0	0	0	0						0	6						0	0	0	0	304
Number of Trades:					0						0	0	0	0							0.00						0		0			

OPAP (CR)

(Contract Size: 100 Securities, Exercise Style: American, Physical Delivery)

Exercise Price	Call Options												Put Options												Exercise Price				
	September 2024				October 2024				Other Months				September 2024				October 2024				Other Months								
	Open price	Price max	Price min	Last price	Closing price	Volume	Open Interest	Open price	Price max	Price min	Last price	Closing price	Volume	Open Interest	Volume	Open Interest	Open price	Price max	Price min	Last price	Closing price	Volume	Open Interest	Volume		Open Interest			
9.600	0.000	0.000	0.000	6.05	-	-											0.000	0.000	0.000	0.001	-	-							0.096
10.000	0.000	0.000	0.000	5.65	-	-	0.000	0.000	0.000		5.67	-	-				0.000	0.000	0.000	0.001	-	-	0.000	0.000	0.000	0.001	-	-	0.100
11.000	0.000	0.000	0.000	4.65	-	-	0.000	0.000	0.000		4.67	-	-				0.000	0.000	0.000	0.001	-	-	0.000	0.000	0.000	0.001	-	-	0.110
12.000	0.000	0.000	0.000	3.65	-	-	0.000	0.000	0.000		3.67	-	-				0.000	0.000	0.000	0.001	-	-	0.000	0.000	0.000	0.001	-	-	0.120
13.000	0.000	0.000	0.000	2.66	-	-	0.000	0.000	0.000		2.68	-	-				0.000	0.000	0.000	0.001	-	-	0.000	0.000	0.000	0.004	-	-	0.130
14.000	0.000	0.000	0.000	1.66	-	-	0.000	0.000	0.000		1.73	-	-				0.000	0.000	0.000	0.005	-	-	0.000	0.000	0.000	0.048	-	-	0.140
15.000	0.000	0.000	0.000	0.756	-	-	0.000	0.000	0.000		0.917	-	-				0.000	0.000	0.000	0.099	-	20	0.000	0.000	0.000	0.237	-	-	0.150
16.000	0.000	0.000	0.000	0.196	-	7	0.000	0.000	0.000		0.376	-	-				0.000	0.000	0.000	0.539	-	53	0.000	0.000	0.000	0.697	-	-	0.160
17.000	0.000	0.000	0.000	0.024	-	-	0.000	0.000	0.000		0.118	-	70				0.000	0.000	0.000	1.37	-	-	0.000	0.000	0.000	1.44	-	-	0.170
18.000	0.000	0.000	0.000	0.001	-	-	0.000	0.000	0.000		0.026	-	-				0.000	0.000	0.000	2.36	-	-	0.000	0.000	0.000	2.37	-	-	0.180
19.000	0.000	0.000	0.000	0.001	-	-	0.000	0.000	0.000		0.005	-	-				0.000	0.000	0.000	3.36	-	-	0.000	0.000	0.000	3.36	-	-	0.190
20.000	0.000	0.000	0.000	0.001	-	-	0.000	0.000	0.000		0.001	-	-				0.000	0.000	0.000	4.36	-	-	0.000	0.000	0.000	4.36	-	-	0.200
22.000	0.000	0.000	0.000	0.001	-	-	0.000	0.000	0.000		0.001	-	-				0.000	0.000	0.000	6.36	-	-	0.000	0.000	0.000	6.36	-	-	0.220
24.000	0.000	0.000	0.000	0.001	-	-						-	-				0.000	0.000	0.000	8.36	-	-					-	-	0.240
Totals:						0	7					0	70	0	0					0	73					0	0	0	0
Number of Trades:						0						0		0						0.00					0		0		

OTE (CR)

(Contract Size: 100 Securities, Exercise Style: American, Physical Delivery)

Exercise Price	Call Options													Put Options																			
	September 2024						October 2024						Other Months		September 2024						October 2024						Other Months		Exercise Price				
	Open price	Price max	Price min	Last price	Closing price	Volume	Open Interest	Open price	Price max	Price min	Last price	Closing price	Volume	Open Interest	Volume	Open Interest	Open price	Price max	Price min	Last price	Closing price	Volume	Open Interest	Open price	Price max	Price min	Last price	Closing price		Volume	Open Interest	Volume	Open Interest
9.200	0.000	0.000	0.000	5.47	-	-	0.000	0.000	0.000	0.000	5.09	-	-	0.000	0.000	0.000	0.001	-	-	0.000	0.000	0.000	0.001	-	-	0.000	0.000	0.000		0.001	-	-	0.092
9.600	0.000	0.000	0.000	5.07	-	-	0.000	0.000	0.000	0.000	5.09	-	-	0.000	0.000	0.000	0.001	-	-	0.000	0.000	0.000	0.001	-	-	0.000	0.000	0.000	0.001	-	-	0.096	
10.000	0.000	0.000	0.000	4.67	-	-	0.000	0.000	0.000	0.000	4.69	-	-	0.000	0.000	0.000	0.001	-	-	0.000	0.000	0.000	0.001	-	-	0.000	0.000	0.000	0.001	-	-	0.100	
11.000	0.000	0.000	0.000	3.67	-	-	0.000	0.000	0.000	0.000	3.69	-	-	0.000	0.000	0.000	0.009	-	-	0.000	0.000	0.000	0.001	-	-	0.000	0.000	0.000	0.001	-	-	0.110	
12.000	0.000	0.000	0.000	2.67	-	-	0.000	0.000	0.000	0.000	2.69	-	-	0.000	0.000	0.000	0.001	-	-	0.000	0.000	0.000	0.002	-	-	0.000	0.000	0.000	0.002	-	-	0.120	
13.000	0.000	0.000	0.000	1.68	-	-	0.000	0.000	0.000	0.000	1.73	-	-	0.000	0.000	0.000	0.002	-	-	0.000	0.000	0.000	0.033	-	-	0.000	0.000	0.000	0.033	-	-	0.130	
14.000	0.000	0.000	0.000	0.750	-	25	0.000	0.000	0.000	0.000	0.896	-	-	0.000	0.000	0.000	0.074	-	45	0.000	0.000	0.000	0.199	-	-	0.000	0.000	0.000	0.199	-	-	0.140	
15.000	0.000	0.000	0.000	0.175	-	1	0.000	0.000	0.000	0.000	0.348	-	-	0.000	0.000	0.000	0.500	-	5	0.000	0.000	0.000	0.652	-	-	0.000	0.000	0.000	0.652	-	-	0.150	
16.000	0.000	0.000	0.000	0.016	-	5	0.000	0.000	0.000	0.000	0.099	-	-	0.000	0.000	0.000	1.35	-	-	0.000	0.000	0.000	1.41	-	-	0.000	0.000	0.000	1.41	-	-	0.160	
17.000	0.000	0.000	0.000	0.002	-	-	0.000	0.000	0.000	0.000	0.020	-	-	0.000	0.000	0.000	2.34	-	-	0.000	0.000	0.000	2.34	-	-	0.000	0.000	0.000	2.34	-	-	0.170	
18.000	0.000	0.000	0.000	0.001	-	-	0.000	0.000	0.000	0.000	0.003	-	-	0.000	0.000	0.000	3.34	-	-	0.000	0.000	0.000	3.34	-	-	0.000	0.000	0.000	3.34	-	-	0.180	
19.000	0.000	0.000	0.000	0.001	-	-	0.000	0.000	0.000	0.000	0.001	-	-	0.000	0.000	0.000	4.34	-	-	0.000	0.000	0.000	4.34	-	-	0.000	0.000	0.000	4.34	-	-	0.190	
20.000	0.000	0.000	0.000	0.001	-	-	0.000	0.000	0.000	0.000	0.001	-	-	0.000	0.000	0.000	5.34	-	-	0.000	0.000	0.000	5.34	-	-	0.000	0.000	0.000	5.34	-	-	0.200	
Totals:						0	31					0	0	0	0								0	50						0	0	0	0
Number of Trades:							0						0		0									0.00						0		0	

PIRAEUS FINANCIAL HOLD (CR)

(Contract Size: 100 Securities, Exercise Style: American, Physical Delivery)

Call Options														Put Options																		
September 2024							October 2024							Other Months		September 2024							October 2024							Other Months		Exercise Price
Open price	Price max	Price min	Last price	Closing price	Volume	Open Interest	Open price	Price max	Price min	Last price	Closing price	Volume	Open Interest	Volume	Open Interest	Open price	Price max	Price min	Last price	Closing price	Volume	Open Interest	Open price	Price max	Price min	Last price	Closing price	Volume	Open Interest	Volume	Open Interest	
1.800	0.000	0.000	0.000	2.11	-	-										0.000	0.000	0.000	0.001	-	-											0.018
1.900	0.000	0.000	0.000	2.01	-	-										0.000	0.000	0.000	0.001	-	-											0.019
2.000	0.000	0.000	0.000	1.91	-	-										0.000	0.000	0.000	0.001	-	-											0.020
2.200	0.000	0.000	0.000	1.71	-	-										0.000	0.000	0.000	0.001	-	-											0.022
2.400	0.000	0.000	0.000	1.51	-	-	0.000	0.000	0.000		1.52	-	-			0.000	0.000	0.000	0.001	-	-		0.000	0.000	0.000	0.001	-	-				0.024
2.600	0.000	0.000	0.000	1.31	-	-	0.000	0.000	0.000		1.32	-	-			0.000	0.000	0.000	0.001	-	-		0.000	0.000	0.000	0.001	-	-				0.026
2.800	0.000	0.000	0.000	1.11	-	-	0.000	0.000	0.000		1.12	-	-			0.000	0.000	0.000	0.001	-	-		0.000	0.000	0.000	0.001	-	-				0.028
3.000	0.000	0.000	0.000	0.914	-	-	0.000	0.000	0.000		0.921	-	-			0.000	0.000	0.000	0.001	-	-		0.000	0.000	0.000	0.003	-	-				0.030
3.200	0.000	0.000	0.000	0.714	-	-	0.000	0.000	0.000		0.729	-	-			0.000	0.000	0.000	0.001	-	-		0.000	0.000	0.000	0.011	-	-				0.032
3.400	0.000	0.000	0.000	0.518	-	-	0.000	0.000	0.000		0.550	-	-			0.000	0.000	0.000	0.004	-	-		0.000	0.000	0.000	0.031	-	-				0.034
3.600	0.000	0.000	0.000	0.334	-	-	0.000	0.000	0.000		0.392	-	-			0.000	0.000	0.000	0.020	-	-		0.000	0.000	0.000	0.073	-	-				0.036
3.800	0.000	0.000	0.000	0.184	-	-	0.000	0.000	0.000		0.262	-	-			0.000	0.000	0.000	0.070	-	-		0.000	0.000	0.000	0.143	-	-				0.038
4.000	0.000	0.000	0.000	0.083	-	-	0.000	0.000	0.000		0.165	-	-			0.000	0.000	0.000	0.169	-	-		0.000	0.000	0.000	0.245	-	-				0.040
4.400	0.000	0.000	0.000	0.009	-	-	0.000	0.000	0.000		0.053	-	-			0.000	0.000	0.000	0.496	-	-		0.000	0.000	0.000	0.534	-	-				0.044
4.800	0.000	0.000	0.000	0.001	-	-	0.000	0.000	0.000		0.013	-	-			0.000	0.000	0.000	0.890	-	-		0.000	0.000	0.000	0.896	-	-				0.048
5.200	0.000	0.000	0.000	0.001	-	-	0.000	0.000	0.000		0.003	-	-			0.000	0.000	0.000	1.29	-	-		0.000	0.000	0.000	1.29	-	-				0.052
5.600	0.000	0.000	0.000	0.001	-	-	0.000	0.000	0.000		0.001	-	-			0.000	0.000	0.000	1.69	-	-		0.000	0.000	0.000	1.69	-	-				0.056
6.000	0.000	0.000	0.000	0.001	-	-	0.000	0.000	0.000		0.001	-	-			0.000	0.000	0.000	2.09	-	-		0.000	0.000	0.000	2.09	-	-				0.060
6.400	0.000	0.000	0.000	0.001	-	-										0.000	0.000	0.000	2.49	-	-											0.064
Totals:					0	0					0	0		0	0				0	0							0	0		0	0	
Number of Trades:					0						0			0					0.00								0			0		

PPC (CR)

(Contract Size: 100 Securities, Exercise Style: American, Physical Delivery)

Exercise Price	Call Options														Exercise Price																	
	September 2024							October 2024								Other Months																
	Open price	Price max	Price min	Last price	Closing price	Volume	Open Interest	Open price	Price max	Price min	Last price	Closing price	Volume	Open Interest		Volume	Open Interest															
6.800	0.000	0.000	0.000	4.83	-	-												0.000	0.000	0.000	0.001	-	-									0.068
7.200	0.000	0.000	0.000	4.43	-	-												0.000	0.000	0.000	0.001	-	-									0.072
7.600	0.000	0.000	0.000	4.03	-	-												0.000	0.000	0.000	0.001	-	-									0.076
8.000	0.000	0.000	0.000	3.63	-	-	0.000	0.000	0.000		3.64	-	-					0.000	0.000	0.000	0.001	-	-	0.000	0.000	0.000	0.002	-	-			0.080
8.400	0.000	0.000	0.000	3.23	-	-	0.000	0.000	0.000		3.24	-	-					0.000	0.000	0.000	0.001	-	-	0.000	0.000	0.000	0.001	-	-			0.084
8.800	0.000	0.000	0.000	2.83	-	-	0.000	0.000	0.000		2.84	-	-					0.000	0.000	0.000	0.001	-	-	0.000	0.000	0.000	0.001	-	-			0.088
9.200	0.000	0.000	0.000	2.43	-	-	0.000	0.000	0.000		2.45	-	-					0.000	0.000	0.000	0.001	-	-	0.000	0.000	0.000	0.003	-	-			0.092
9.600	0.000	0.000	0.000	2.03	-	-	0.000	0.000	0.000		2.06	-	-					0.000	0.000	0.000	0.001	-	-	0.000	0.000	0.000	0.012	-	-			0.096
10.000	0.000	0.000	0.000	1.63	-	-	0.000	0.000	0.000		1.68	-	-					0.000	0.000	0.000	0.003	-	-	0.000	0.000	0.000	0.032	-	-			0.100
11.000	0.000	0.000	0.000	0.717	-	67	0.000	0.000	0.000		0.854	-	10					0.000	0.000	0.000	0.084	-	5	0.000	0.000	0.000	0.205	-	-			0.110
12.000	0.000	0.000	0.000	0.165	-	2	0.000	0.000	0.000		0.324	-	19					0.000	0.000	0.000	0.533	-	-	0.000	0.000	0.000	0.675	-	-			0.120
13.000	0.000	0.000	0.000	0.016	-	-	0.000	0.000	0.000		0.089	-	-					0.000	0.000	0.000	1.39	-	-	0.000	0.000	0.000	1.44	-	-			0.130
14.000	0.000	0.000	0.000	0.001	-	-	0.000	0.000	0.000		0.018	-	-					0.000	0.000	0.000	2.38	-	-	0.000	0.000	0.000	2.38	-	-			0.140
15.000	0.000	0.000	0.000	0.001	-	-	0.000	0.000	0.000		0.003	-	-					0.000	0.000	0.000	3.38	-	-	0.000	0.000	0.000	3.38	-	-			0.150
16.000	0.000	0.000	0.000	0.001	-	-	0.000	0.000	0.000		0.002	-	-					0.000	0.000	0.000	4.38	-	-	0.000	0.000	0.000	4.38	-	-			0.160
17.000	0.000	0.000	0.000	0.001	-	-	0.000	0.000	0.000		0.002	-	-					0.000	0.000	0.000	5.38	-	-	0.000	0.000	0.000	5.38	-	-			0.170
18.000	0.000	0.000	0.000	0.001	-	-						-	-					0.000	0.000	0.000	6.38	-	-					-	-			0.180
Totals:						0	69					0	29	0	0							0	5					0	0	0	0	
Number of Trades:						0						0		0								0.00						0		0		

Lending Products	Underlying Title	Open Interest[5]	Multilateral Transactions[1]				Bilateral Transactions[2]		Stock Borrowing through OTC (volume)[3]	
			Volume(Offered)	Average Weighted	Transactions volume	Average Weighted	Transactions Volume	Average Weighted	Transactions Volume	
ADMIEBOR	ADMIE (IPTO) HOLDING S.A. (CR)	8,500	---	---	---	---	---	---	254,440	
AEGNBOR	AEGEAN AIRLINES (CR)	---	---	---	---	---	---	---	388,805	
AETFBOR	ALPHA ETF FTSE Athex Large Cap	---	---	---	---	---	---	---	---	
ALPHABOR	ALPHA SERVICES HOLD (CR)	10,000	---	---	---	---	---	---	65,835,374	
AIABOR	ATHENS INTL AIRPORT (CR)	---	---	---	---	---	---	---	196,174	
ACAGBOR	AUSTRIACARD (CB)	---	---	---	---	---	---	---	1,000	
OTOELBOR	AUTOHELLAS SA (CR)	1,500	---	---	---	---	---	---	75,689	
AVAXBOR	AVAX S.A. (CR)	---	---	---	---	---	---	---	---	
EEEBOR	CC HBC AG (CR)	26,644	---	---	---	---	---	---	79,747	
CENERBOR	CENERGY HOLDINGS (CB)	---	---	---	---	---	---	---	14,000	
DIMANDBOR	DIMAND (CR)	---	---	---	---	---	---	---	85,431	
ELLAKTORBOR	ELLAKTOR (CR)	7,681	---	---	---	---	---	---	76,865	
ELHABOR	ELVALHALCOR (CR)	788	---	---	---	---	---	---	264,986	
EPSILBOR	EPSILON NET (CR)	---	---	---	---	---	---	---	8,000	
EUROBBOR	EUROBANK HOLDINGS (CR)	125,562	---	---	---	---	---	---	57,980,057	
EYDAPBOR	EYDAP S.A. (CR)	845	---	---	---	---	---	---	209,465	
FOYRKBOR	FOURLIS (CR)	611	---	---	---	---	---	---	34,673	
GEKTERNABOR	GEK TERNA (CR)	---	---	---	---	---	---	---	8,336	
SARBOR	GR. SARANTIS S.A. (CR)	5,808	---	---	---	---	---	---	16,411	
EXAEBOR	HELLENIC EXCHANGES-A.S.E. (CR)	2,650	---	---	---	---	---	---	152,047	
ELPEBOR	HELLENIQ ENERGY (CR)	---	---	---	---	---	---	---	1,328,448	
INTEKBOR	IDEAL HOLDINGS (CR)	---	---	---	---	---	---	---	14,800	
INTRKBOR	INTRACOM HOLDINGS (CR)	---	---	---	---	---	---	---	18,000	
INKATBOR	INTRAKAT (CR)	---	---	---	---	---	---	---	721,514	
INLOTBOR	INTRALOT (CR)	---	---	---	---	---	---	---	322,055	
BELABOR	JUMBO SA (CR)	9,184	---	---	---	---	---	---	211,735	
KRIBOR	KRI-KRI S.A. (CR)	---	---	---	---	---	---	---	---	
LAMDABOR	LAMDA DEVELOPMENT SA (CR)	---	---	---	---	---	---	---	233,705	
LAVIBOR	LAVIPHARM SA (CR)	---	---	---	---	---	---	---	---	
MYTILBOR	METLEN ENERGY & METALS (CR)	---	---	---	---	---	---	---	193,800	
MIGBOR	MIG (CR)	541	---	---	---	---	---	---	40,179	

Stock Lending Notes

[1] - Multilateral contracts Lending or Borrowing as per Methods 8-1, 8-2 and 8-3-3 (According to ATHEX BoD Resolution No.17)

[2] - Bilateral Contracts Lending or Borrowing as per Methods 8-3-1 and 8-3-2 & Contracts as per Method 4 (According to ATHEX BoD Resolution No.20)

[3] - The information concerning OTC Stock Borrowing Transactions is based on the statements of the Dematerialised Securities System (DSS) operators involved and refers to volumes that have been registered up until the previous working day.

[4] - Average Price (Volume weighted)

[5] - The Data concerning Open Interest before the start of trading session

Lending Products	Underlying Title	Open Interest[5]	Multilateral Transactions[1]				Bilateral Transactions[2]		Stock Borrowing through OTC (volume)[3]	
			Volume(Offered)	Average Weighted	Transactions volume	Average Weighted	Transactions Volume	Average Weighted	Transactions Volume	
MOHBOR	MOTOR OIL (CR)	---	---	---	---	---	---	---	3,240,371	
ETEBOR	NATIONAL BANK (CR)	58,735	---	---	67,039	5.85%	---	---	11,896,444	
OPAPBOR	OPAP (CR)	15,393	---	---	---	---	---	---	1,713,099	
OPTIMABOR	OPTIMA BANK (CR)	6,000	---	---	---	---	---	---	1,009,371	
HTOBOR	OTE (CR)	---	---	---	---	---	---	---	1,601,386	
PPABOR	P.P.A. S.A. (CR)	1,000	---	---	---	---	---	---	73,981	
TPEIRBOR	PIRAEUS FINANCIAL HOLD (CR)	---	---	---	---	---	---	---	13,616,647	
PPCBOR	PPC (CR)	---	---	---	---	---	---	---	3,719,484	
PROFBOR	PROFILE SA (CR)	---	---	---	---	---	---	---	6,192	
QUESTBOR	QUEST HOLDINGS (CR)	391	---	---	---	---	---	---	24,436	
OLYMPBOR	TECHNICAL OLYMPIC SA (CR)	---	---	---	---	---	---	---	---	
TENERGYBOR	TERNA ENERGY (CR)	---	---	---	---	---	---	---	552,537	
EYAPSBOR	THESSALONIKA WATER & SEWERAGE	---	---	---	---	---	---	---	---	
PLATBOR	THRACE PLASTICS SA (CR)	---	---	---	---	---	---	---	1,596	
TITCBOR	TITAN CEMENT (CB)	3,533	---	---	---	---	---	---	196,482	
VIOBOR	VIOHALCO SA/NV (CB)	744	---	---	---	---	---	---	---	

Stock Lending Notes

[1] - Multilateral contracts Lending or Borrowing as per Methods 8-1, 8-2 and 8-3-3 (According to ATHEX BoD Resolution No.17)

[2] - Bilateral Contracts Lending or Borrowing as per Methods 8-3-1 and 8-3-2 & Contracts as per Method 4 (According to ATHEX BoD Resolution No.20)

[3] - The information concerning OTC Stock Borrowing Transactions is based on the statements of the Dematerialised Securities System (DSS) operators involved and refers to volumes that have been registered up until the previous working day.

[4] - Average Price (Volume weighted)

[5] - The Data concerning Open Interest before the start of trading session

Sectors codification for listed companies

12003-	ETF	10101010	Computer Services
10101015	Software	10102030	Computer Hardware
15101010	Telecommunications Equipment	15102015	Telecommunications Services
20101010	Health Care Facilities	20101025	Health Care Services
20102010	Medical Equipment	20103015	Pharmaceuticals
30101010	Banks	30202000	Diversified Financial Services
30202010	Asset Managers & Custodians	30202015	Investment Services
30204000	Closed End Investments	30302010	Full Line Insurance
30302015	Insurance Brokers	30302025	Property and Casualty Insurance
35101010	Real Estate Holding and Development	35101015	Real Estate Services
35102000	Diversified REITs	35102030	Office REITs
35102045	Retail REITs.	40201040	Rental & Leasing Services: Consumer
40202010	Home Construction	40202015	Household Furnishings
40202020	Household Appliance	40203040	Electronic Entertainment
40204020	Clothing & Accessories	40301010	Entertainment
40301030	Publishing	40301035	Radio & TV Broadcasters
40401010	Diversified Retailers	40401020	Apparel Retailers
40401025	Home Improvement Retailers	40401030	Specialty Retailers
40501010	Airlines	40501015	Travel & Tourism
40501020	Casinos & Gambling	40501025	Hotels & Motels
45101015	Distillers & Vintners	45101020	Soft Drinks
45102010	Farming Fishing Ranching & Plantations	45102020	Food Products
45103010	Tobacco	45201010	Food Retailers & Wholesalers
45201020	Personal Products	50101010	Construction
50101020	Building Roof/Wallboard and Plumbing	50101030	Cement
50101035	Building Materials: Other	50202010	Electrical Components
50203015	Plastics	50203030	Containers & Packaging
50204000	Machinery: Industrial	50204020	Machinery: Construction & Handling
50205010	Industrial Suppliers	50205020	Back Office Support HR & Consulting
50205030	Forms & Bulk Printing Services	50206015	Commercial Vehicles & Parts
50206030	Marine Transportation	50206060	Transportation Services
55101000	Diversified Materials	55101020	Textile Products
55102000	General Mining	55102010	Iron & Steel
55102015	Metal Fabricating	55102035	Aluminum
60101020	Oil Refining and Marketing	65101010	Alternative Electricity
65101015	Conventional Electricity	65102000	Multi-Utilities
65102030	Water		



ATHEX
Athens Stock Exchange

Λεωφ. Αθηνών 110 104 42 Αθήνα
110, Athinon Ave. GR 104 42 Athens
tel. (+30)210-33.66.800, fax (+30)210-33.66.101
www.athexgroup.gr