

24

Ημερήσιο Δελτίο
Συναλλακτικής Δραστηριότητας

Daily Official List
of Trading Activity

Thursday, 25 July, 2024

Year: 145 Trading Day No: 139



ATHEXGROUP
Athens Exchange Group

Disclaimer:

Hellenic Exchanges-Athens Stock Exchange S.A endeavours to ensure that the data and other material ("Information") presented on the Daily Official List are accurate and complete, but it is not liable for any errors or omissions of data or /and for the accuracy, credibility, updating and completeness of the aforesaid information nor it has any liability arising directly or indirectly from the use of the above Information.

The Company is not liable for the accuracy of the data included in listed companies' announcements. Only the sender of such an announcement is fully and solely liable for any infringement of third party's rights from the content of such announcement. All contents of the Daily Official List are provided only for information purposes and do not constitute investment advice or solicitation to invest in securities or other products listed for trading on the Exchange.

You acknowledge and agree that the Company is the owner of any property rights related to any Information appearing on the Daily Official List including intellectual property rights copyright, trademarks, etc.

The above data are a property of the Hellenic Exchanges-Athens Exchange and are copyright protected. Users are forbidden to reproduce, modify, copy, sale, transmit or redistribute, by all reproduction means and methods, part or the whole of the above data, without reference to their source.

The commercial exploitation of these data is, also, forbidden by third parties. Hellenic Exchanges-Athens Exchange does not carry any responsibility, direct or indirect, derived from usage or accidental alteration of the above data when used by third parties.

Hellenic Exchanges – Athens Stock Exchange S.A.

110 Athinon Ave., 10442 Athens, Tel: (210) 33.66.800, Fax: (210) 32.13.938

www.athexgroup.gr

Thessalonica Stock Exchange Center (T.S.E.C)

16-18 Katouni Str., Thessalonica 546 25 Tel: (2310) 567.667, Fax: (2310) 530.545

Athex Members Guarantee Fund

14-16 Fidiou Str., Athens 106 78, Tel: (210) 33.04.682, Fax: (210) 33.04.155

Hellenic Republic Capital Market Commission

1 Kolokotroni Str. & 1 Stadiou Str., Athens 10562 Tel: (210) 33.77.100 Fax: (210) 33.77.173

Table of Contents

Section 1: Statistical Figures of Securities, Derivatives and Lending

Summary of Markets

Athex Indices

Analytic Figures for Athex Market's Boards and Categories

Trading Details by Athex Sectors and Financial Instruments (ETFs)

Top 10 best & worst performing Shares

Derivatives Summary

Section 2: Analytic Figures of Shares Transactions

Analytic Figures of Shares Transactions

Shares' Notes

Section 3: Figures of Securities Transactions

Securities Blocks Details

Shares Rights Details

Stock Borrowing

Forced Sales Details

Forced Sales Registered Shares

Exchange Traded Funds (ETFs) Characteristics

Section 5: Bonds traded in Fixed Income Assets Market

Convertible Corporate Bonds - Regulated Market

Non Convertible Corporate Bonds - Regulated Market

Government Bonds

Treasury Bills & Zero Coupon Government Bonds

Government Bonds Traded with the Open Outcry Method

State Banks Bonds

Section 6: Additional Infos

Athex & ATHEXClear Members List

List of Stocks under Market Making operations

Section 7: Derivatives Market Analytic Figures

Index Futures

Stock Futures

Index Options

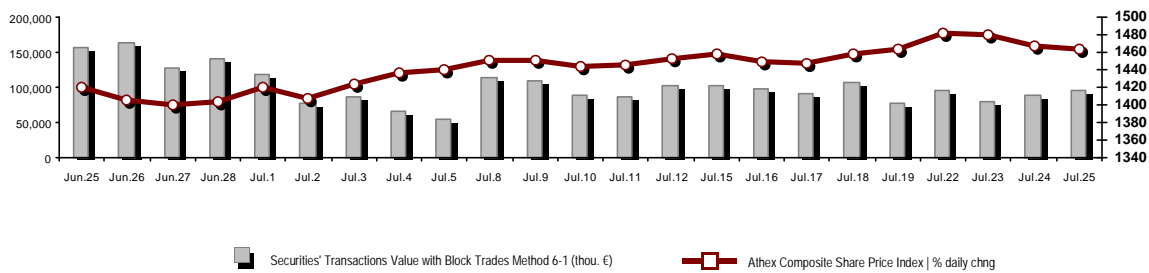
Stock Options

Stock Lending Analytic Figures

Appendix A: Sectors codification for listed companies

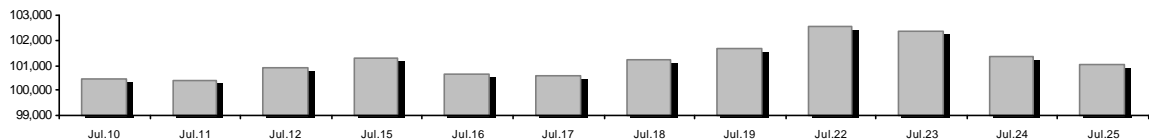
Summary of Markets

Athex Composite Share Price Index vs Shares and Derivatives Transactions Value

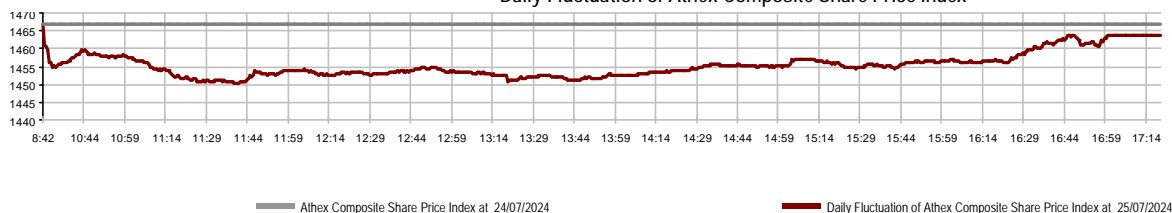


Athex Capitalisation (mill. €) **:	101,044.02		Derivatives Total Open Interest	464,811
Daily change: mill. € %	-273.66	-0.27%	in Index Futures % daily chng	4,803 -0.02%
Yearly Avg Capitalisation: mill. € % chng prev year Avg	97,486.70	21.27%	in Stock Futures % daily chng	459,195 0.35%
Athex Composite Share Price Index % daily chng	1,463.82	-0.20%	in Index Options % daily chng	553 13.32%
Athex Composite Share Price Index Capitalisation (mill. €)	93,226.39		in Stock Options % daily chng	260 0.00%
Daily change (mill. €)	-278.89			
Securities' Transactions Value with Block Trades Method 6-1 (t)	95,680.35		Derivatives Contracts Volume:	27,519
Daily change: %	6,683.78	7.51%	Daily change: pieces %	9,338 51.36%
YtD Avg Trans. Value: thou. € % chng prev year Avg	134,300.16	22.57%	YtD Avg Derivatives Contracts % chng prev year Avg	38,271 -12.95%
Blocks Transactions Value of Method 6-1 (thou. €)	5,112.86		Derivatives Trades Number:	1,874
Blocks Transactions Value of Method 6-2 & 6-3 (thou. €)	0.00		Daily change: number %	468 33.29%
Bonds Transactions Value (thou.€)	867.63		YtD Avg Trades number % chng prev year Avg	1,961 -15.85%
Securities' Transactions Volume with Block Trades Method 6-1 (tho)	21,661.49		Lending Total Open Interest	223,480
Daily change: thou. pieces %	-26.20	-0.12%	Daily change: pieces %	-9,517 -4.08%
YtD Avg Volume: % chng prev year Avg	29,703.80	-11.65%	Lending Volume (Multilateral/Bilateral)	1,672
Blocks Transactions Volume of Method 6-1 (thou. Pieces)	1,647.95		Daily change: pieces %	972
Blocks Transactions Volume of Method 6-2 & 6-3 (thou. Pieces)	0.00		Multilateral Lending	172
Bonds Transactions Volume	903,000		Bilateral Lending	1,500
Securities' Trades Number with Block Trades Method 6-1	30,484		Lending Trades Number:	3
Daily change: number %	3,503	12.98%	Daily change: %	2
YtD Avg Trades number % chng prev year Avg	38,985	7.63%	Multilateral Lending Trades Number	1
Number of Blocks Method 6-1	7		Bilateral Lending Trades Number	2
Number of Blocks Method 6-2 & 6-3	0			
Number of Bonds Transactions	165			

Athex Capitalisation (mill. €) **



Daily Fluctuation of Athex Composite Share Price Index



Athex Indices

Index name	25/07/2024	24/07/2024	pts.	%	Min	Max	Year min	Year max	Year change
Athex Composite Share Price Index	1,463.82	1,466.73	-2.91	-0.20%	1,450.32	1,466.73	1,293.14	1,505.35	13.20% #
Athex Composite Index Total Return Index	2,744.60	2,744.04	0.56	0.02%	2,719.29	2,744.60	2,355.44	2,782.97	16.52% #
Athex ESG Index	1,674.05	1,680.44	-6.39	-0.38%	1,656.68	1,680.44	1,471.77	1,722.97	13.74% #
ATHEX Alternative Market Price Index	14,229.82	14,248.43	-18.61	-0.13%	14,096.62	14,260.16	9,352.11	15,217.49	52.16% #
FTSE/Athex Large Cap	3,562.77	3,576.24	-13.47	-0.38%	3,524.81	3,576.24	3,122.79	3,665.50	14.09% #
FTSE/Athex Mid Cap Index	2,314.82	2,326.42	-11.60	-0.50%	2,301.93	2,327.53	2,167.92	2,459.55	2.84% #
FTSE/ATHEX High Dividend Yield Index	3,968.75	3,972.74	-3.99	-0.10%	3,942.62	3,972.74	3,752.57	4,217.66	5.23% #
FTSE/Athex Market Index	850.99	854.28	-3.29	-0.39%	842.34	854.28	746.82	875.18	13.95% #
FTSE/Athex Banks	1,300.04	1,317.44	-17.40	-1.32%	1,280.97	1,317.44	1,057.67	1,354.57	22.46% #
FTSE/ATHEX TECHNOLOGY & TELECOMMUNICAT	5,600.28	5,525.35	74.93	1.36%	5,503.42	5,602.62	4,915.95	5,705.00	10.41% #
FTSE/ATHEX FINANCIAL SERVICES	6,102.94	6,183.62	-80.68	-1.30%	6,014.68	6,183.62	4,996.31	6,357.41	21.71% #
FTSE/ATHEX REAL ESTATE	4,841.67	4,857.53	-15.86	-0.33%	4,816.62	4,858.43	4,507.00	5,120.52	-2.40% #
FTSE/ATHEX CONSUMER DISCRETIONARY	5,118.41	5,151.42	-33.01	-0.64%	5,091.00	5,152.98	4,919.19	5,557.48	2.05% #
FTSE/ATHEX CONSUMER STAPLES	6,366.62	6,370.49	-3.87	-0.06%	6,322.51	6,397.81	5,069.68	6,491.28	25.12% #
FTSE/ATHEX INDUSTRIALS	6,474.83	6,505.25	-30.42	-0.47%	6,424.15	6,505.25	5,044.08	6,523.98	27.42% #
FTSE/ATHEX BASIC MATERIALS	4,951.80	4,941.05	10.75	0.22%	4,920.07	4,971.67	4,577.28	5,876.05	1.69% #
FTSE/ATHEX ENERGY & UTILITIES	5,068.61	5,065.61	3.00	0.06%	5,020.15	5,081.11	4,930.82	5,474.06	1.62% #
Athex All Share Index	339.36	340.25	-0.89	-0.26%	339.36	339.36	304.60	347.29	12.37% #
Hellenic Mid & Small Cap Index	2,084.97	2,089.91	-4.94	-0.24%	2,075.91	2,089.91	1,929.00	2,157.15	8.09% #
FTSE/Athex Large Cap Total Return	6,085.13	6,100.72	-15.59	-0.26%			5,201.70	6,164.41	17.77% #
FTSE/Athex Mid Cap Total Return	3,150.97	3,166.76	-15.79	-0.50%			2,922.90	3,302.69	3.95% #
MSCI GREECE REBASED	5,609.02	5,640.68	-31.66	-0.56%	5,534.22	5,640.68	4,984.69	5,837.84	12.52% #
Hellenic Corporate Bond Index	134.24	134.14	0.10	0.07%			129.54	134.24	3.55% #
Hellenic Corporate Bond Price Index	92.14	92.08	0.06	0.06%			90.52	92.14	1.65% #

Note 1: FTSE/Med 100, Hellenic Corporate Bond Price Index and Hellenic Corporate Bond Index closing prices refer to the previous trading day of 23/07/2024.

Note 2: The Hellenic Mid & Small Cap Index is a Customized index calculated by the Athens Exchange.

Analytic Figures for Athex Market's Boards and Categories

	Total Traded Securities	Main Market	Surveillance	Exchange Traded Funds (ETFs)
Totals	118	113	4	1
Gain / Lose / Same:	36 / 54 / 28	35 / 52 / 26	1 / 1 / 2	0 / 1 / 0
Athex Capitalisation (mill. €) **	101,044.02	100,976.93	67.08	
Daily Average Trans/ons Value(thou.€)	134,300.16	134,119.73	34.66	265.71
Transactions Value	95,680.35	95,617.13	9.84	53.38
Main Board:	90,567.49	90,504.27	9.84	53.38
Blocks Board 6_2_3:	5,112.86	5,112.86	0.00	0.00
Forced Sales Board:	0.00	0.00	0.00	0.00
Special Terms Board:	0.00	0.00	0.00	0.00
Daily Average Transactions Volume	29,703,805	29,562,635	154,598	7,677
Transactions Volume	21,661,491	21,594,982	64,992	1,517
Main Board:	20,013,545	19,947,036	64,992	1,517
Blocks Board 6_2_3:	1,647,946	1,647,946	0	0
Forced Sales Board:	0	0	0	0
Special Terms Board:	0	0	0	0
Daily Average Number of Trades	38,985	38,872	64	50
Number of Trades	30,484	30,417	35	32
Main Board:	30,477	30,410	35	32
Blocks Board 6_2_3:	7	7	0	0
Forced Sales Board:	0	0	0	0
Special Terms Board:	0	0	0	0

Trading Details by Athex Sectors and Financial Instruments (ETFs)

Code	Sectors	Gain / Lose / Same	Number of Trades	Transactions Volume	Transactions Value	% of Total Trans. Value
3010	- Banks	2 / 4 / 1	13,430	16,356,073	49,292,076.88	51.52%
5510	- Basic Resources	4 / 3 / 4	849	225,912	726,748.01	0.76%
5010	- Construction & Materials	1 / 10 / 2	1,683	552,542	3,541,804.27	3.70%
4020	- Consumer Products & Services	1 / 2 / 4	205	90,393	113,143.27	0.12%
6010	- Energy	1 / 3 / 0	1,695	271,937	3,887,004.38	4.06%
12000	- Financial Instruments	0 / 1 / 0	32	1,517	53,378.62	0.06%
3020	- Financial Services	2 / 2 / 1	378	61,663	298,444.62	0.31%
4510	- Food Beverage & Tobacco	2 / 2 / 2	198	40,265	901,979.61	0.94%
2010	- Health Care	0 / 2 / 1	93	37,250	36,291.79	0.04%
5020	- Industrial Goods & Services	7 / 7 / 0	1,520	603,244	4,272,974.94	4.47%
3030	- Insurance	1 / 0 / 0	28	2,320	11,841.14	0.01%
4030	- Media	0 / 0 / 1	2	200	95.20	0.00%
4520	- Personal Care, Drug & Grocery Stores	1 / 1 / 0	278	24,494	240,112.12	0.25%
3510	- Real Estate	4 / 2 / 6	636	268,932	1,214,340.49	1.27%
4040	- Retail	1 / 4 / 1	1,641	250,561	4,619,507.76	4.83%
1010	- Technology	6 / 3 / 2	641	154,882	876,696.60	0.92%
1510	- Telecommunications	1 / 1 / 0	2,254	522,306	7,582,980.83	7.93%
4050	- Travel & Leisure	1 / 3 / 2	2,232	1,744,539	9,772,396.58	10.21%
6510	- Utilities	1 / 4 / 1	2,689	452,461	8,238,533.89	8.61%

Top 10 best & worst performing Shares

Main Market

With positive Price change	Closing price	change	With negative Price change	Closing price	change
OTE (CR)	14.72	3.44% #	EUROBANK HOLDINGS (CR)	2.05	-5.53% Ⓔ
ATTICA BANK S.A. (CR)	9.02	2.73% #	THRACE PLASTICS SA (CR)	4.2	-2.10% Ⓔ
ALUMIL (CR)	3.02	2.20% #	DOMIKI KRITIS SA (CR)	3.725	-1.97% Ⓔ
UNIBIOS (CR)	1.415	1.80% #	FOURLIS (CR)	3.985	-1.85% Ⓔ
ANDROMEDA SA (CR)	6.6	1.54% #	EKTER SA (CR)	2.21	-1.78% Ⓔ
REVOIL (CR)	2.02	1.51% #	KLOUKINAS - LAPPAS SA (CR)	1.48	-1.33% Ⓔ
EUROCONSULTANTS S.A. (CR)	1.295	1.17% #	TECHNICAL OLYMPIC SA (CR)	2.54	-1.17% Ⓔ
NATIONAL BANK (CR)	8.432	0.98% #	PETROPOULOS PETROS (CR)	8.7	-1.14% Ⓔ
VIOHALCO SA/NV (CB)	5.92	0.85% #	LAMDA DEVELOPMENT SA (CR)	7.27	-1.09% Ⓔ
LOGISMOS S.A. (CR)	1.39	0.72% #	INTRACOM HOLDINGS (CR)	3.34	-1.04% Ⓔ
With the highest Transactions Value	Value (thou. €)	change	With the highest Transactions Volume	Volume	change
PIRAEUS FINANCIAL HOLD (CR)	16,641.22	-0.24% Ⓔ	EUROBANK HOLDINGS (CR)	6,843,157	-5.53% Ⓔ
EUROBANK HOLDINGS (CR)	14,064.90	-5.53% Ⓔ	PIRAEUS FINANCIAL HOLD (CR)	4,427,004	-0.24% Ⓔ
NATIONAL BANK (CR)	12,118.42	0.98% #	ALPHA SERVICES HOLD (CR)	3,589,456	-0.24% Ⓔ
OTE (CR)	7,580.38	3.44% #	NATIONAL BANK (CR)	1,453,903	0.98% #
OPAP (CR)	7,518.57	-0.56% Ⓔ	INTRALOT (CR)	1,182,997	0.16% #
ALPHA SERVICES HOLD (CR)	5,972.51	-0.24% Ⓔ	OTE (CR)	521,920	3.44% #
JUMBO SA (CR)	4,346.85	-0.72% Ⓔ	OPAP (CR)	475,328	-0.56% Ⓔ
METLEN ENERGY & METALS (CR)	3,986.06	0.56% #	ATHENS INTL AIRPORT (CR)	228,723	-0.38% Ⓔ
MOTOR OIL (CR)	2,879.32	-0.43% Ⓔ	CENERGY HOLDINGS (CB)	211,483	0.21% #
TERNA ENERGY (CR)	2,290.34	-0.05% Ⓔ	JUMBO SA (CR)	174,966	-0.72% Ⓔ

Note: Stocks that are not included in the "Under Supervision" category, and the transactions value is more than 10,000 €.

Derivatives Summary

	Number of Trades	Volume	Open Interest
Index Futures	193	573	4,803
FTSE/Athex Banks	1	5	1,233
FTSE/Athex Large Cap	192	568	3,547
MSCI GREECE REBASED	0	0	23
Stock Futures	1,670	26,866	459,195
ADMIE (IPTO) HOLDING S.A. (CR)	6	54	24,270
AEGEAN AIRLINES (CR)	41	210	4,224
ALPHA SERVICES HOLD (CR)	231	7,889	165,107
ATHENS INTL AIRPORT (CR)	10	35	1,122
AUTOHELLAS SA (CR)	1	1	160
AVAX S.A. (CR)	4	18	689
CC HBC AG (CR)	2	4	133
CENERGY HOLDINGS (CB)	21	176	3,798
ELLAKTOR (CR)	10	102	4,028
ELVALHALCOR (CR)	13	53	5,134
EUROBANK HOLDINGS (CR)	199	4,995	19,949
EYDAP S.A. (CR)	2	10	4,484
FOURLIS (CR)	19	39	1,196
GEK TERNA (CR)	80	402	14,619
HELLENIC EXCHANGES-A.S.E. (CR)	37	237	5,154
HELLENIQ ENERGY (CR)	22	208	6,289
INTRACOM HOLDINGS (CR)	9	23	7,712
INTRAKAT (CR)	6	30	2,443
JUMBO SA (CR)	16	36	389
LAMDA DEVELOPMENT SA (CR)	18	86	6,848
METLEN ENERGY & METALS (CR)	31	107	5,236
MIG (CR)	2	10	104
MOTOR OIL (CR)	35	105	2,892
NATIONAL BANK (CR)	132	1,056	16,996
OPAP (CR)	10	40	1,710
OPTIMA BANK (CR)	0	0	72
OTE (CR)	78	291	4,611
P.P.A. S.A. (CR)	0	0	80
PIRAEUS FINANCIAL HOLD (CR)	497	9,819	91,942
PPC (CR)	109	689	31,163
QUEST HOLDINGS (CR)	1	1	184
TERNA ENERGY (CR)	5	49	21,762
TITAN CEMENT (CB)	13	22	392
VIOHALCO SA/NV (CB)	10	69	4,303
Index Options	8	66	553
FTSE/Athex Large Cap	8	66	553
Stock Options	3	14	260
ALPHA SERVICES HOLD (CR)	0	0	0
NATIONAL BANK (CR)	1	4	4
OPAP (CR)	0	0	99
OTE (CR)	1	5	71
PIRAEUS FINANCIAL HOLD (CR)	0	0	20
PPC (CR)	1	5	66
Total Derivatives Traded	1,874	27,519	464,811

Daily Official List

Year: 145 Trading Day No: 139

Section 2: Analytic Figures of Shares Transactions

Thursday, 25 July, 2024

Number of Outstanding Securities	Nominal Value	Dividends [1]			Date of Last Coupon		Note	Shares	Closing price	% change	Previous closing price/date	Open price	Price min	Price max	Last price	Avg price	Last Bid [7]	Last Ask [7]	P/E after tax	Year	Volume	Trades	Transactions Value[8]	Company Mkt Value (thou. €)	Year low	Year high	Sector[4]		
		2021	2022	2023	Dividend [2]	Right																							
18,810,000	0.400	---	---	---	08/07/2010	14/11/2007	---	VARVERIS - MODA BAGNO SA (CR)	3.69	-0.27	€ 3.7	24/07/2024	3.36	3.36	3.7	3.7	3.516	160@3.38	833@3.70	---	---	726	16	2,552.58	69,408.90	1.9	3.89	40401025	
15,000,000	0.300	---	---	---	06/07/2007	18/07/2000	---	DAIOS PLASTICS SA (CR)	3.06	---	↘ 3.06	24/07/2024	---	---	---	---	---	200@3.06	44@3.20	---	---	---	---	---	45,900.00	3.04	4.18	50203015	
3,307,500	0.210	---	0.4	---	13/10/2023	30/11/2022	---	ELVE SA (CR)	5.5	---	↘ 5.5	24/07/2024	5.45	5.45	5.5	5.5	5.478	158@5.20	235@5.55	10.27	2023	142	3	777.90	18,191.25	4.7	5.55	40204020	
86,735,980	0.310	---	---	0.02	22/07/2024	07/09/2023	---	ATHENS MEDICAL CENTER SA (CR)	1.675	---	↘ 1.675	24/07/2024	1.71	1.71	1.71	1.71	1.71	40@1.71	1000@1.71	---	---	16	2	27.36	145,282.77	1.45	2.03	20101025	
2,760,000	11.83	11	11.8	12.4	03/06/2024	16/07/1990	---	KARELIA (CR)	334	-0.60	€ 336	24/07/2024	336	334	336	334	335.333	9@334.00	3@338.00	---	---	15	3	5,030.00	921,840.00	324	350	45103010	
6,700,000	0.800	0.047	0.047	0.047	23/07/2024	29/05/2014	---	MILLS KEPENOS (CR)	1.75	---	↘ 1.75	24/07/2024	---	---	---	---	---	90@1.61	1147@1.92	18.79	2023	---	---	---	11,725.00	1.68	2.26	45102020	
18,017,472	0.360	---	---	---	09/09/2022	28/08/2017	---	KTIMA KOSTAS LAZARIDIS SA (CR)	1.66	---	↘ 1.66	24/07/2024	1.66	1.64	1.7	1.7	1.663	2000@1.66	97@1.71	---	---	2,764	12	4,596.29	29,909.00	1.6	1.9	45101015	
21,364,000	1.12	---	0.4	---	21/08/2023	08/03/2023	---	LAMPASA HOTEL SA (CR)	36	---	↘ 36	24/07/2024	35.2	35.2	36	36	35.982	28@36.00	65@36.80	---	---	534	6	19,214.40	769,104.00	28.4	39.8	40501025	
9,819,370	0.500	---	---	---	14/08/2007	09/01/2004	---	MATHIOS REFRACTORY SA (CR)	0.85	---	↘ 0.85	24/07/2024	0.85	0.85	0.85	0.85	0.85	400@0.766	163@0.850	---	---	100	1	85.00	8,346.46	0.714	1.3	55101000	
32,188,050	1.04	---	---	---	21/07/2008	20/01/2000	---	MOUZAKIS (CR)	0.675	---	↘ 0.675	24/07/2024	---	---	---	---	---	410@0.660	240@0.695	---	---	---	---	---	21,726.93	0.66	0.92	55101020	
6,340,000	0.600	0.17	0.1	0.2	11/12/2023	11/01/2024	---	NAKAS MUSIC	2.76	---	↘ 2.76	24/07/2024	2.76	2.76	2.76	2.76	2.76	12@2.68	40@2.84	---	---	52	4	143.52	17,498.40	2.52	3.16	40401030	
27,379,200	0.980	---	0.45	---	01/08/2023	29/08/2022	---	CRETE PLASTICS SA (CR)	15	---	↘ 15	24/07/2024	---	---	---	---	---	2@14.90	10@15.00	---	---	---	---	---	410,688.00	14.4	16.4	50203015	
255,494,534	2.71	0.279	0.255	0.247	14/06/2024	30/09/2021	---	PRODEA (CR)	7.15	---	↘ 7.15	24/07/2024	6.65	6.65	6.65	6.65	6.65	25@6.65	106@7.10	---	---	105	1	698.25	1,826,785.92	6.6	8	35102000	
4,181,450	0.500	---	---	---	21/08/2000	05/03/2002	---	FLOUR MILLS SARANTOPOULOS SA	1.07	---	↘ 1.07	24/07/2024	---	---	---	---	---	---	599@1.17	---	---	---	---	---	---	4,474.15	0.965	1.17	45102020
8,340,750	1.16	---	---	---	25/06/2009	17/09/2018	---	HAIDEMENOS SA (CR)	0.61	-8.27	€ 0.665	24/07/2024	0.615	0.61	0.635	0.61	0.615	1052@0.615	30@0.625	---	2023	3,700	22	2,274.05	5,087.86	0.555	0.92	50205030	

Exchange Traded Funds (ETFs)

971,502	---	---	---	---	15/06/2016	---	ALPHA ETF FTSE Athex Large Cap	35.28	-0.54	€ 35.47	24/07/2024	35.4	35.07	35.4	35.28	35.187	500@35.32	500@35.42	---	---	1,517	32	53,378.62	---	31.58	38	12003
---------	-----	-----	-----	-----	------------	-----	--------------------------------	-------	-------	---------	------------	------	-------	------	-------	--------	-----------	-----------	-----	-----	-------	----	-----------	-----	-------	----	-------

Surveillance

89,078,604	0.040	---	---	---	07/07/2010	16/01/2024	5160	FRIGOGLASS SA (CR)	0.226	7.62	Ⓟ 0.21	24/07/2024	0.21	0.21	0.226	0.226	0.222	3@0.220	1000@0.228	---	2023	31,294	18	6,943.24	20,131.76	0.208	0.44	50204000		
65,326,268	0.530	---	---	---	04/07/2007	19/07/2006	4750	SATO SA (CR)	0.028	---	↘ 0.028	24/07/2024	0.028	0.028	0.028	0.028	0.028	20000@0.026	2301@0.028	---	---	29,029	8	812.81	1,829.14	0.027	0.067	40202015		
13,191,620	0.620	---	---	---	04/08/2010	09/09/2002	5232	YALCO - CONSTANTINOU (CR)	0.162	---	↘ 0.162	24/07/2024	---	---	---	---	---	---	1090@0.160	---	---	---	---	---	---	2,137.04	0.146	0.208	40202020	
17,579,754	4.16	---	---	---	18/08/2006	02/08/2010	---	BIOTER SA (CR)	0.216	-10.00	€ 0.24	24/07/2024	0.216	0.216	0.216	0.216	0.216	2541@0.216	1000@0.258	---	---	4,459	3	963.14	3,797.23	0.2	0.436	50101010		
54,654,600	0.050	---	---	---	01/07/1998	30/12/2022	5275	VIS SA (CR)	0.142	---	↘ 0.142	24/07/2024	---	---	---	---	---	6750@0.150	---	---	2023	---	---	---	---	---	7,760.95	0.14	0.288	50203030
51,754,364	0.300	---	---	---	23/12/2003	24/01/2007	5197	SELECTED TEXT. IND. ASSOC (CR)	0.128	---	↘ 0.128	24/07/2024	---	---	---	---	---	500@0.118	7000@0.138	---	---	---	---	---	---	6,624.56	0.108	0.164	55101020	
15,842,391	1.51	---	---	---	15/07/2009	12/05/2000	5141	BITROS HOLDING SA (CR)	0.58	---	↘ 0.58	24/07/2024	---	---	---	---	---	1200@0.600	1500@0.610	---	---	---	---	---	---	9,188.59	0.41	0.755	55102010	
24,319,250	0.300	---	---	---	09/07/2002	04/07/2007	5165	PROODEFTIKH SA (CR)	0.25	---	↘ 0.25	24/07/2024	---	---	---	---	---	2500@0.226	5000@0.250	---	---	---	---	---	---	6,079.81	0.22	0.4	50101010	
28,438,268	0.070	---	---	---	21/08/2006	24/11/1999	5253	SPIROY AGRICULTURE SA (CR)	0.145	---	↘ 0.145	24/07/2024	---	---	---	---	---	450@0.135	7430@0.159	---	---	---	---	---	---	4,123.55	0.131	0.252	45102010	
1,011,000	1.00	---	---	---	01/07/2004	11/12/2012	5193	TRIA ALFA SA (CR)	5.35	---	↘ 5.35	24/07/2024	5.35	5.35	5.35	5.35	5.35	510@5.35	279@5.85	---	2023	210	6	1,123.50	5,408.85	5.35	8.95	55101020		

Suspension Status

12,417,000	0.310	---	---	---	27/08/2019	28/08/2017	5233	MLS MULTIMEDIA SA (CR)	0.57	---	↘ 0.57	12/05/2020	---	---	---	---	---	---	---	---	---	---	---	---	---	---	7,077.69	0.57	0.57	10101015
6,330,002	0.300	---	---	---	25/06/2002	15/03/2019	5278	VARVARESSOS (CR)	0.24	---	↘ 0.24	02/05/2023	---	---	---	---	---	---	---	---	---	---	---	---	---	---	1,519.20	0.24	0.24	55101020
3,961,300	1.28	---	---	---	29/06/2004	03/08/2000	5248	DUROS SA (CR)	0.25	---	↘ 0.25	24/04/2023	---	---	---	---	---	---	---	---	---	---	---	---	---	---	990.33	0.25	0.25	40204020
7,125,216	0.650	---	---	---	01/07/2005	14/12/1999	4955	KRE.KA SA (CR)	0.28	---	↘ 0.28	06/04/2023	---	---	---	---	---	---	---	---	---	---	---	---	---	---	1,995.06	0.28	0.28	45102010
7,734,375	1.00	---	---	---	09/07/2007	07/01/2011	5277	LIVANIS SA (CR)	0.125	---	↘ 0.125	28/04/2023	---	---	---	---	---	---	---	---	---	---	---	---	---	---	966.80	0.125	0.125	40301030
10,203,575	0.730	---	---	---	16/07/2007	18/10/1999	---	FIERATEX SA (CR)	0.359	---	↘ 0.359	30/04/2024	---	---	---	---	---	---	---	---	---	---	---	---	---	---	3,663.08	0.335	0.538	55101020

Shares' Notes

Code	Note text
()	- Adjusted dividends.
*	- Last adjusted closing price.
[1]	- Net dividends.
[2]	- The "Date of Last Coupon" for New listings refers to the date company's stocks started to trade in Athex
[3]	- The Company Market Value is referred to the number of outstanding shares
[4]	- Sectors codification can be found in Appendix A
[5]	- The Market Value refers to the total number of shares listed (including their several classes) in the exchange by the company.
[6]	- P/E greater than 100
[7]	- Last view of the Order Book before the end of the trading session
[8]	- All Blocks Methods' Transactions Value are included.
4750	- Transfer to the Under Surveillance Category from 8/4/2011.
4955	- Transfer to the Surveillance Category as from 5/4/2013.
5093	- Transfer to the Surveillance Category as of 8/4/2015.
5141	- Transfer to the Surveillance Category as of 10/05/2017.
5160	- Transfer to the Surveillance Category as of 15/04/2016.
5165	- Transfer to the Surveillance Category as of 15/02/2018.
5193	- Transfer to the Surveillance Category as of 25/10/2018.
5197	- Transfer to the Surveillance Category as of 07/11/2018.
5232	- Transfer to the Under Surveillance Category from 08/04/2011.
5233	- Suspension of trading as of 13/05/2020.
5248	- Transfer to the Surveillance Category as of 06/09/20116.
5253	- Transfer to the Surveillance Category as of 14/5/2021.
5275	- Transfer to the Surveillance Category as of 09/07/2020.
5277	- Suspension of trading as of 02/05/2023.
5278	- Suspension of trading as of 03/05/2023.

Securities Blocks Details

Securities	Block Volume	Price	Block Trade Value	Time of approval	Note
NATIONAL BANK (CR)	95,396	8.31	792,740.76	11:25:05	20
CENERGY HOLDINGS (CB)	50,000	9.52	476,000.00	11:53:34	20
INTRALOT (CR)	500,000	1.25	625,000.00	12:06:47	20
INTRALOT (CR)	50,000	1.26	63,000.00	12:50:35	20
EUROBANK HOLDINGS (CR)	252,550	2.07	522,020.85	14:17:03	20
PIRAEUS FINANCIAL HOLD (CR)	400,000	3.74	1,495,600.00	16:10:38	20
PIRAEUS FINANCIAL HOLD (CR)	300,000	3.80	1,138,500.00	17:15:18	20

Blocks Notes

- 9 - Method 6-1 / Special Fees
- 10 - Method 6-1 / Special Fees, SDS
- 14 - Method 6-3 / Settlement, Incomplete Buy and Sell
- 18 - Method 6-2 / SPOT 1
- 19 - Method 6-2 / SPOT 2
- 20 - Method 6-1 and Method 6-1 Same Day Settlement
- 21 - Other Pre-agreed

Shares Rights Details

Occured date	Exercise from	Exercise until	Trading until	Rights	Price min	Price max	Closing price	Last Bid	Last Ask	Volume	Trades	Transactions Value
--------------	---------------	----------------	---------------	--------	-----------	-----------	---------------	----------	----------	--------	--------	--------------------

No Rights Transactions.

Forced Sales Details

Securities	Category of Security	Transactions Volume	Number of Trades	Transactions Value	Note
------------	----------------------	------------------------	---------------------	-----------------------	------

No Forced Transactions.

Forced Sales Notes

- 1 - Compulsory Public Forced Sales
- 2 - Forced Sales of Fixed Registered Shares
- 3 - Forced Sales of Remaining Fractional Shares

Exchange Traded Funds (ETFs) Characteristics

	Transactions Date (T)	Creation / Redemption	Units (T-1)	New Units (T-1)	Redemption Units (T-1)	Units (T) [1]	Fund Assets [2]	Net Unit Price	Dividend per Unit	Dividend Date
ALPHA ETF FTSE Athex Large Cap	25/07/2024	5,000	971,502	---	---	971,502	34,394,490.00	35.4034	1.35	01/07/2024

ETFs Notes

[1] - Units (T) = Units (T-1) + New Units (T-1) - Redemption Units (T-1)

[2] - The Creation / Redemption Units of T-1 are included.

Non Convertible Corporate Bonds - Regulated Market

Num Listed Bonds	Nominal price	Issue price	Today's Rate	Exp. Date	Duration (years)	Note	Coupon		Trading Unit	Corporate Bonds	Accrued Int.	Yield.T.Mat	Price min	Price max	Closing price	Previous closing price/date	Volume	Transactions Value	Last order		ear min	Year max		
							Common	Preferred											Price	Buy / Sell			Date	
230,000	1,000.00	1,000.00	4.70	12/07/2029	7	---	5	---	1	LAMDA DEVELOPMENT S.A. (Non convertible)	2.2194	4.3150	99.7800	99.9000	99.8600	99.7900	24/07/2024	6,000	6,004.92	99.8000	B	25/07/2024	97.0000	101.2000
320,000	1,000.00	1,000.00	3.40	21/07/2027	7	---	9	---	1	LAMDA DEVELOPMENT S.A. (Non Convertible)	0.6611	4.6400	95.0000	96.2999	95.0006	95.6320	24/07/2024	102,000	97,025.54	95.0100	B	25/07/2024	92.0000	97.1500
200,000	1,000.00	1,000.00	2.10	27/10/2027	7	---	8	---	1	O.P.A.P. S.A. (Non Convertible)	5.3083	3.7340	94.2230	94.3200	94.3200	95.1000	24/07/2024	4,000	3,791.12	94.3200	B	25/07/2024	90.5800	95.1000
200,000	1,000.00	1,000.00	1.90	23/03/2028	7	---	7	---	1	MOTOR OIL CORINTH REFINERIES SA (Non Convertible)	6.5972	3.8990	92.6000	93.1000	92.7000	92.9160	24/07/2024	147,000	137,452.68	92.5000	B	25/07/2024	90.5000	93.1000
100,000	1,000.00	1,000.00	2.70	25/05/2026	5	---	7	---	1	COSTAMARE PARTICIPATIONS PLC (Non Convertible)	4.7250	4.7160	95.8000	96.0000	95.8571	96.2770	24/07/2024	7,000	6,743.08	95.5102	B	25/07/2024	94.2567	97.0000
300,000	1,000.00	1,000.00	2.30	20/07/2028	7	---	7	---	1	PRODEA REIC S.A.(Non Convertible)	0.4472	4.9180	89.5003	90.7000	90.0000	90.0850	24/07/2024	46,000	41,449.31	89.8001	B	25/07/2024	86.1234	92.3500
150,000	1,000.00	1,000.00	2.65	22/10/2026	5	---	6	---	1	CPLP SHIPPING HOLDINGS PLC (Non Convertible)	7.2139	4.7340	95.0000	95.0001	95.0000	95.2430	24/07/2024	7,000	6,700.50	94.5000	S	25/07/2024	93.0000	95.2500
250,000	1,000.00	1,000.00	2.45	16/11/2028	7	---	6	---	1	ELVALHALCOR S.A. (Non Convertible)	5.0361	4.3360	91.8000	92.9999	92.0000	91.7500	24/07/2024	41,000	37,916.48	91.2500	B	25/07/2024	88.4206	93.3241
120,000	1,000.00	1,000.00	2.65	06/12/2028	7	---	6	---	1	NOVAL PROPERTY REIC (Non Convertible)	3.9014	4.3610	92.0000	92.5000	92.5000	92.0000	24/07/2024	32,000	29,619.24	91.2946	B	25/07/2024	88.5000	94.2749
500,000	1,000.00	1,000.00	2.75	03/07/2027	7	---	9	---	1	GEK TERNA S.A. (Non Convertible)	1.9861	4.5200	94.0000	94.7990	94.0051	94.2990	24/07/2024	172,000	162,064.14	93.7800	B	25/07/2024	91.5500	94.9369
100,000	1,000.00	1,000.00	2.95	11/02/2027	5	---	5	---	1	SAFE BULKERS PARTICIPATIONS PLC (Non Convertible)	13.7667	5.2010	---	---	---	94.0000	24/07/2024	---	---	94.0000	B	25/07/2024	92.0000	97.0000
175,000	1,000.00	1,000.00	3.40	26/07/2024	5	---	10	---	1	ATTICA HOLDINGS S.A. (Non Convertible)	---	232.8830	---	---	---	99.2560	22/07/2024	---	---	99.2100	B	25/07/2024	98.5000	99.8400
100,000	1,000.00	1,000.00	4.40	26/07/2029	7	---	4	---	1	CPLP SHIPPING HOLDINGS PLC (Non Convertible)	---	4.7120	97.0000	97.0001	97.0000	97.0360	24/07/2024	6,000	5,822.20	95.6103	B	25/07/2024	95.0948	100.2438
199,375	1,000.00	1,000.00	3.60	12/03/2026	7	---	11	---	1	AEGEAN AIRLINES S.A. (Non Convertible)	13.9000	3.5450	99.0000	99.0000	99.0000	98.6400	24/07/2024	15,000	15,058.50	98.6500	B	25/07/2024	97.1458	99.3000
150,000	1,000.00	1,000.00	2.60	22/10/2026	7	---	10	---	1	TERNA ENERGY FINANCE S.A. (Non Convertible)	7.0778	4.2370	95.4900	95.5000	95.5000	95.2500	24/07/2024	13,000	12,506.91	94.6010	B	25/07/2024	92.8293	96.2000
100,000	1,000.00	1,000.00	5.50	15/12/2028	5	---	2	---	1	IDEAL HOLDINGS S.A. (Non Convertible)	6.4167	4.9430	101.4000	101.5000	101.4200	101.0000	24/07/2024	5,000	5,103.08	101.1000	B	25/07/2024	100.6502	104.1000
200,000	1,000.00	1,000.00	4.25	23/01/2029	5	---	2	---	1	AUTOHELLAS S.A. (Non Convertible)	0.7083	4.3210	99.2000	99.5000	99.3727	99.4000	24/07/2024	22,000	21,877.58	99.3000	B	25/07/2024	97.5000	101.0000
130,000	1,000.00	1,000.00	6.00	27/02/2029	5	---	1	---	1	INTRALOT S.A. (Non Convertible)	25.5000	5.5600	---	---	---	101.1170	24/07/2024	---	---	100.7500	B	25/07/2024	100.0050	101.9000

Corporate Bonds Notes

Transactions Volume = (Pieces) * (Nominal Price). Transactions Value = (Pieces) * (Nominal Price) * (price %) + (Accrued interest).

The price of a Bond is stated as a percentage (%) of Bond's Nominal Price.

Nominal Price in Euros (€), except if it is noted differently.

Non Convertible Corporate Bonds - Regulated Market

Num Listed Bonds	Nominal price	Issue price	Today's Rate	Exp. Date	Duration (years)	Note	Coupon		Trading Unit	Corporate Bonds	Accrued Int.	Yield.T.Mat	Price min	Price max	Closing price	Previous closing price/date	Volume	Transactions Value	Last order		ear min	Year max		
							Common	Preferred											Price	Buy / Sell			Date	
100,000	1,000.00	1,000.00	2.80	25/01/2027	5	---	6	---	1	PREMIA S.A. (Non Convertible)	0.3111	5.3260	---	---	---	93.5050	24/07/2024	---	---	93.5101	B	25/07/2024	90.9974	97.8048
500,000	1,000.00	1,000.00	4.00	10/07/2030	7	---	3	---	1	METLEN ENERGY & METALS S.A. (Non Convertible)	2.1111	3.8190	99.9601	100.1400	100.0926	99.9700	24/07/2024	148,000	148,407.91	100.0551	B	25/07/2024	98.3001	100.6000
120,000	1,000.00	1,000.00	3.95	04/04/2025	7	---	13	---	1	GEK TERNA S.A. (Non Convertible)	12.7278	3.3670	99.5000	99.9000	99.8160	98.1280	24/07/2024	119,000	120,295.61	99.6700	B	25/07/2024	98.1282	100.1000
300,000	1,000.00	1,000.00	2.30	14/12/2028	7	---	6	---	1	GEK TERNA S.A. (Non Convertible)	2.8750	5.1090	88.6601	88.8001	88.6801	88.7090	24/07/2024	11,000	9,795.83	88.6800	B	25/07/2024	86.5021	90.9000

Corporate Bonds Notes

Transactions Volume = (Pieces) * (Nominal Price). Transactions Value = (Pieces) * (Nominal Price) * (price %) + (Accrued interest).

The price of a Bond is stated as a percentage (%) of Bond's Nominal Price.

Nominal Price in Euros (€), except if it is noted differently.

Government Bonds

Number Listed Bonds	Nominal price	Today's Rate	Accrued Interest Calc	Exp. Date [1]	Duration (years)	Note	Coupons Date	Curr. coupon value	Trading Unit	Government Bonds	Price min	Price max	Closing price	Previous closing price/date	Volume	Transactions Value	Price	Last order Buy / Sell	Date
3,000,000	1,000.00	4.13	Actual/Actual	15/06/2054	30	---	15/06	4.13	1	GGB-FXD-150654-30Y-4.125-1.000	---	---	---	---	---	---	---	---	---
4,700,000	1,000.00	1.88	Actual/Actual	04/02/2035	15	---	04/02	1.88	1	GGB-FXD-040235-15Y-1.875-1.000	---	---	---	---	---	---	---	---	---
6,000,000	1,000.00	0.75	Actual/Actual	18/06/2031	10	---	18/06	0.75	1	GGB-FXD-180631-10Y-0.750-1.000	---	---	---	---	---	---	---	---	---
3,600,000	1,000.00	3.88	Actual/Actual	15/06/2028	5	---	15/06	3.88	1	GGB-FXD-150628-05Y-3.875-1.000	---	---	---	---	---	---	---	---	---
5,962,747,327	1.00	3.75	Actual/Actual	30/01/2028	10	---	/02 - 01/02 - 31/	3.75	1	GGB-FXD-300128-10Y-3.750-1.000	---	---	---	85.4610 13/07/2018	---	---	1.0000	B	28/11/2018
7,067,309,386	1.00	3.90	Actual/Actual	30/01/2033	15	---	/02 - 01/02 - 31/	3.90	1	GGB-FXD-300133-15Y-3.900-1.000	---	---	---	78.6730 13/07/2018	---	---	1.0000	B	28/11/2018
5,622,848,349	1.00	4.00	Actual/Actual	30/01/2037	19	---	/02 - 01/02 - 31/	4.00	1	GGB-FXD-300137-19Y-4.000-1.000	---	---	---	77.0370 13/07/2018	---	---	1.0000	B	28/11/2018
5,476,770,669	1.00	4.20	Actual/Actual	30/01/2042	24	---	/02 - 01/02 - 31/	4.20	1	GGB-FXD-300142-24Y-4.200-1.000	---	---	---	77.7640 13/07/2018	---	---	1.0000	B	28/11/2018
4,450,000	1,000.00	3.38	Actual/Actual	15/06/2034	10	---	15/06	3.38	1	GGB-FXD-150634-10Y-3.375-1.000	---	---	---	---	---	---	---	---	---
40,248,141	1.00	4.30	Actual/Actual	24/02/2025	13	---	24/02	4.30	1	GGB-FXD-240225-13Y-2.000-1.000	---	---	---	10.0000 22/06/2015	---	---	---	---	---
59,586,043	1.00	4.30	Actual/Actual	24/02/2026	14	---	24/02	4.30	1	GGB-FXD-240226-14Y-2.000-1.000	---	---	---	10.0000 22/06/2015	---	---	---	---	---
41,118,344	1.00	4.30	Actual/Actual	24/02/2027	15	---	24/02	4.30	1	GGB-FXD-240227-15Y-2.000-1.000	---	---	---	10.0000 22/06/2015	---	---	---	---	---
45,137,734	1.00	4.30	Actual/Actual	24/02/2028	16	---	24/02	4.30	1	GGB-FXD-240228-16Y-2.000-1.000	---	---	---	10.0000 22/06/2015	---	---	---	---	---
61,768,888	1.00	4.30	Actual/Actual	24/02/2029	17	---	24/02	4.30	1	GGB-FXD-240229-17Y-2.000-1.000	---	---	---	10.0000 22/06/2015	---	---	---	---	---
54,567,744	1.00	4.30	Actual/Actual	24/02/2030	18	---	24/02	4.30	1	GGB-FXD-240230-18Y-2.000-1.000	---	---	---	10.0000 22/06/2015	---	---	---	---	---
37,541,515	1.00	4.30	Actual/Actual	24/02/2031	19	---	24/02	4.30	1	GGB-FXD-240231-19Y-2.000-1.000	---	---	---	10.0000 22/06/2015	---	---	---	---	---
37,558,317	1.00	4.30	Actual/Actual	24/02/2032	20	---	24/02	4.30	1	GGB-FXD-240232-20Y-2.000-1.000	---	---	---	10.0000 22/06/2015	---	---	---	---	---
37,473,732	1.00	4.30	Actual/Actual	24/02/2033	21	---	24/02	4.30	1	GGB-FXD-240233-21Y-2.000-1.000	---	---	---	10.0000 22/06/2015	---	---	---	---	---
33,888,293	1.00	4.30	Actual/Actual	24/02/2034	22	---	24/02	4.30	1	GGB-FXD-240234-22Y-2.000-1.000	---	---	---	10.0000 22/06/2015	---	---	---	---	---
35,177,800	1.00	4.30	Actual/Actual	24/02/2035	23	---	24/02	4.30	1	GGB-FXD-240235-23Y-2.000-1.000	---	---	---	10.0000 22/06/2015	---	---	---	---	---
35,547,268	1.00	4.30	Actual/Actual	24/02/2036	24	---	24/02	4.30	1	GGB-FXD-240236-24Y-2.000-1.000	---	---	---	10.0000 22/06/2015	---	---	---	---	---
40,246,306	1.00	4.30	Actual/Actual	24/02/2037	25	---	24/02	4.30	1	GGB-FXD-240237-25Y-2.000-1.000	---	---	---	10.0000 22/06/2015	---	---	---	---	---
37,643,952	1.00	4.30	Actual/Actual	24/02/2038	26	---	24/02	4.30	1	GGB-FXD-240238-26Y-2.000-1.000	---	---	---	10.0000 22/06/2015	---	---	---	---	---
36,977,100	1.00	4.30	Actual/Actual	24/02/2039	27	---	24/02	4.30	1	GGB-FXD-240239-27Y-2.000-1.000	---	---	---	10.0000 22/06/2015	---	---	---	---	---
41,615,000	1.00	4.30	Actual/Actual	24/02/2040	28	---	24/02	4.30	1	GGB-FXD-240240-28Y-2.000-1.000	---	---	---	10.0000 22/06/2015	---	---	---	---	---
42,227,208	1.00	4.30	Actual/Actual	24/02/2041	29	---	24/02	4.30	1	GGB-FXD-240241-29Y-2.000-1.000	---	---	---	10.0000 22/06/2015	---	---	---	---	---
68,288,487	1.00	4.30	Actual/Actual	24/02/2042	30	---	24/02	4.30	1	GGB-FXD-240242-30Y-2.000-1.000	---	---	---	10.0000 22/06/2015	---	---	---	---	---
4,000,000	1,000.00	3.88	Actual/Actual	12/03/2029	10	---	12/03	3.88	1	GGB-FXD-120329-10Y-3.875-1.000	---	---	---	---	---	---	100.0000	B	15/10/2019
4,500,000	1,000.00	0.00	Actual/Actual	12/02/2026	5	---	12/02	0.00	1	GGB-FXD-120226-05Y-3.000-1.000	---	---	---	---	---	---	---	---	---
2,209,163	1,000.00	3.38	Actual/Actual	15/02/2025	7	---	15/02	3.38	1	GGB-FXD-150225-07Y-3.375-1.000	---	---	---	---	---	---	---	---	---
964,000	1,000.00	3.25	Actual/Actual	20/03/2025	6	---	20/03	3.25	1	GGB-FXD-200325-06Y-3.250-1.000	---	---	---	---	---	---	---	---	---
2,100,000	1,000.00	3.55	Actual/Actual	20/03/2026	7	---	20/03	3.55	1	GGB-FXD-200326-07Y-3.550-1.000	---	---	---	---	---	---	---	---	---
5,500,000	1,000.00	1.50	Actual/Actual	18/06/2030	10	---	18/06	1.50	1	GGB-FXD-180630-10Y-1.500-1.000	---	---	---	---	---	---	---	---	---
3,500,000	1,000.00	4.38	Actual/Actual	18/07/2038	15	---	18/07	4.38	1	GGB-FXD-180738-15Y-4.375-1.000	---	---	---	---	---	---	---	---	---

Government Bonds Notes

Transactions Volume = (Pieces) * (Nominal Price). Transactions Value = (Pieces) * (Nominal Price) * (price %) + (Accrued interest).

The Value of current coupon for the issues with NV 0.01 euro refers to NV 100 euros

FLR: Floating Interest Rate.

[1] - The Expiration Date of the interest bearing period and the Date for coupon payment.

Government Bonds

Number Listed Bonds	Nominal price	Today's Rate	Accrued Interest Calc	Exp. Date [1]	Duration (years)	Note	Coupons Date	Curr. coupon value	Trading Unit	Government Bonds	Price min	Price max	Closing price	Previous closing price/date	Volume	Transactions Value	Price	Last order Buy / Sell	Date	
40,000	1,000.00	4.67	FLR	Actual/360	18/09/2024	1	---	18/09 - 19/03	---	1	GGB-FLT-180924-01Y-4.670-1.000	---	---	---	---	---	---	---	---	---
5,364,250	1,000.00	3.25		Actual/Actual	20/03/2050	30	---	20/03	3.25	1	GGB-FXD-200350-30Y-3.250-1.000	---	---	---	---	---	---	---	---	---
3,924,361	1,000.00	2.00		Actual/Actual	22/04/2027	7	---	22/04	2.00	1	GGB-FXD-220427-07Y-2.000-1.000	---	---	---	---	---	99.9000	B	22/04/2020	
2,500,000	1,000.00	1.88		Actual/Actual	23/07/2026	7	---	23/07	1.88	1	GGB-FXD-230726-07Y-1.875-1.000	---	---	---	---	---	---	---	---	---
4,900,000	1,000.00	4.25		Actual/Actual	15/06/2033	10	---	15/06	4.25	1	GGB-FXD-150633-10Y-4.250-1.000	---	---	---	---	---	---	---	---	---
3,500,000	1,000.00	1.88		Actual/Actual	24/01/2052	30	---	24/01	1.88	1	GGB-FXD-240152-30Y-1.875-1.000	---	---	---	---	---	---	---	---	---
3,700,000	1,000.00	1.75		Actual/Actual	18/06/2032	10	---	18/06	1.75	1	GGB-FXD-180632-10Y-1.750-1.000	---	---	---	---	---	---	---	---	---
2,200,000	1,000.00	1.13	FLR	Actual/360	15/12/2027	5	---	- 15/12 - 15/03 -	---	1	GGB-FLT-151227-05Y-1.130-1.000	---	---	---	---	---	102.1600	B	30/12/2022	

Government Bonds Notes

Transactions Volume = (Pieces) * (Nominal Price). Transactions Value = (Pieces) * (Nominal Price) * (price %) + (Accrued interest).

The Value of current coupon for the issues with NV 0.01 euro refers to NV 100 euros

FLR: Floating Interest Rate.

[1] - The Expiration Date of the interest bearing period and the Date for coupon payment.

Treasury Bills & Zero Coupon Government Bonds

Issue Date	13-Week Maturity									26-Week Maturity									52-Week Maturity								
	Exp. Date	Initial Rate	Num Listed Bonds	Nominal price	Issue price	Last Trade Price	Last Trade Date	Volume Traded	Note	Exp. Date	Initial Rate	Num Listed Bonds	Nominal price	Issue price	Last Trade Price	Last Trade Date	Volume Traded	Note	Exp. Date	Initial Rate	Num Listed Bonds	Nominal price	Issue price	Last Trade Price	Last Trade Date	Volume Traded	Note
08/09/2023	---	---	---	---	---	---	---	---	---	---	---	---	---	---	---	---	---	---	06/09/2024	3.81	812,500	1,000.00	962.90	---	---	---	---
08/12/2023	---	---	---	---	---	---	---	---	---	---	---	---	---	---	---	---	---	---	06/12/2024	3.70	600,000	1,000.00	963.90	---	---	---	---
08/03/2024	---	---	---	---	---	---	---	---	---	---	---	---	---	---	---	---	---	---	07/03/2025	3.73	812,500	1,000.00	963.70	---	---	---	---
07/06/2024	---	---	---	---	---	---	---	---	---	---	---	---	---	---	---	---	---	---	06/06/2025	3.34	600,000	1,000.00	967.30	---	---	---	---

Bonds in Circulation	Currency / Min nominal traded Value	Coupons Payment Date	Current Coupon Value	Note	Coupon	Trading Unit	Issue Date	Duration (years)	Today's Interest	A.I.C in days	Bonds	Last price of previous days		Last Outcry in Cash (euro)		Trades in Pieces	Life min	Life Max	
												Price	Buy / Sell	Price	Buy / Sell				
Corporate Bonds in Foreign Currency and Euro																			
103,746	GBP / 10	01/12	0.25	---	65	1	01/12/1930	98	2.5	360	National Mortgage Bank	2.27	05/02/1996	2.27	S	05/02/1996	---	2.27	2.27
0	GBP / 10	01/12	0.25	---	67	1	01/12/1928	100	2.5	360	National Mortgage Bank	---	---	---	---	---	---	---	---

Government Bonds Notes

A.I.C: Accrued Interest Calculation base.

FLR: Floating Interest Rate.

The minimum tradeable Nominal Value for all Demeterialised Government Titles is 100 Euros.

(μφρ-0)

Athex & ATHEXClear Members List

Member Name				Stock Market			Derivatives Market		ATHEXClear Member	
	Address	Phone	Fax	Market Member	Remote Member	Market Maker	Proprietary	Market Maker	General Clearing	Direct Clearing
A. SARRIS SECURITIES S.A.				a						
6, ΔΡΑΓΑΤΣΑΝΙΟΥ 6 ΑΘΗΝΑ	2103367700									
ΑΕΟΝIC SECURITIES C.I.F. P.L.C.				a						
, ΛΑΪΟΥ 6, ΓΡ. 301B, ANNA COURT	35725337600									
ALPHA BANK S.A.									a	
, ΣΤΑΔΙΟΥ 40 ΑΘΗΝΑ	2103260000									
ALPHA FINANCE INVESTMENT SERVICES SINGLE MEMBER SA				a		a	a	a		a
5, ΠΑΝΕΠΙΣΤΗΜΙΟΥ 45 ΑΘΗΝΑ	2103677400									
ARGUS STOCKBROKERS LTD				a	a		a			
25, 25 ΛΕΩΦΟΡΟΣ ΔΗΜΟΣΘΕΝΗ ΣΕΒΕΡΗ	0035722717000									
ATHLOS CAPITAL INVESTMENT SERVICES LTD					a					
, 17 STASINOU AVENUE, BEDIZIA TOWER, 6TH & 7TH FL.	35722110777									
ATLANTIC SECURITIES LTD				a	a					
37, ΠΡΟΔΡΟΜΟΥ 37	0035722445400									
AXON SECURITIES S.A.				a			a			
48, ΣΤΑΔΙΟΥ 48 ΑΘΗΝΑ	2103363800									
BETA SECURITIES S.A.				a		a	a			a
29, ΑΛΕΞΑΝΔΡΑΣ 29 ΑΘΗΝΑ	210 6478900									
BNP PARIBAS S.A.									a	
, ΛΑΜΨΑΚΟΥ 2 ΑΘΗΝΑ	2107468525									
BOFA SECURITIES EUROPE SA				a	a					
, 51 RUE LA BOÉTIE	+33 153655555									
CAPITAL SECURITIES S.A.				a			a			
58, ΜΗΤΡΟΠΟΛΕΩΣ 58 ΑΘΗΝΑ	2103369700									
CITIGROUP GLOBAL MARKETS EUROPE AG				a	a					
16, REUTERWEG 16	+49 691366-0									
CITIGROUP GLOBAL MARKETS LIMITED				a						
1, 33 CANADA SQUARE - CANARY WHARF	+44 02079864000									
CREDIT SUISSE BANK (EUROPE), S.A.				a						
, CALLE AYALA 42, 3A PLANTA-B MADRID	+34917916000									
CREDIT SUISSE SECURITIES (EUROPE) LIMITED				a						
1, ONE CABOT SQUARE LONDON	+44 2078888888									
CYCLOS SECURITIES S.A.				a			a			
39, ΧΑΡΙΛΑΟΥ ΤΡΙΚΟΥΠΗ 6-8-10 ΑΘΗΝΑ	2103364300									
DEUTSCHE BANK S.A.					a					
1, GREAT WINCHESTER STREET LONDON	+44 20 754 54209	00441133361437								
EUROBANK EQUITIES INVESTMENT FIRM SINGLE MEMBER SA				a		a	a	a		a
, ΦΙΛΕΛΗΝΩΝ 10 & ΞΕΝΟΦΩΝΤΟΣ 13 ΑΘΗΝΑ	2103720425									
EUROBANK S.A.									a	
, ΟΘΩΝΟΣ 8 ΑΘΗΝΑ	2144043907									
EUROCORP INVESTMENT SERVICES S.A.				a			a			a
14, ΠΛ.ΦΙΛΙΚΗΣ ΕΤΑΙΡΕΙΑΣ 14 ΑΘΗΝΑ	2107263600									
EUROTRUST INVESTMENT FIRM SA				a						
113, ΣΕΒΑΣΤΟΥΠΟΛΕΩΣ 113 ΑΘΗΝΑ	2103363100									
EUROXX SECURITIES S.A.				a		a	a	a		a
7, ΠΑΛΑΙΟΛΟΓΟΥ ΧΑΛΑΝΔΡΙ	(210)-6879400	(210)-6879401								
7, ΠΑΛΕΟΛΟΓΟΥ ΧΑΛΑΝΔΡΙ	+30 2106879400	210-6879401								
FREEDOM FINANCE EUROPE LTD				a	a					
, ΧΡΙΣΤΑΚΗ ΚΡΑΝΟΥ 20	035725257786									
G. A. PERVANAS SECURITIES- INVESTMENT SERVICES S.A.				a						
7-9, ΣΟΦΟΚΛΕΟΥΣ 7-9 ΑΘΗΝΑ	2103727200									
GLOBAL CAPITAL SECURITIES & FINANCIAL SERVICES LTD				a	a					
50, ΛΑΡΧΙΕΠΙΣΚΟΠΟΥ ΜΑΚΑΡΙΟΥ Γ50	0035722710710									
GREENPOST TRADING EUROPE LTD				a	a	a				
, ΚΙΜΩΝΟΣ 3, ACROPOLIS MANSIONS, 2ND FLOOR, FLAT/OFFICE 202	035722521389									
HELLENIC AMERICAN SECURITIES S.A.				a		a	a			a
27, ΑΝΔΡΕΑ ΠΑΠΑΝΔΡΕΟΥ 27 ΜΑΡΟΥΣΙ	2103311100									
HELLENIC BANK (INVESTMENTS) LTD					a					
, ΑVE.ΚΥΡΙΑΚΟΥ ΜΑΤΣΙ 31 - ΡΟ ΒΟΧ 24747 ΝΙCΟSΙΑ	+357 22500100	357 22500110								
HSBC CONTINENTAL EUROPE									a	
109-111, ΑΜΕΣΟΓΕΙΩΝ 109-111	2106960000									
INDEX SECURITIES S.A.				a						
6, ΔΡΑΓΑΤΣΑΝΙΟΥ 6 ΑΘΗΝΑ	2103213920									

Athex & ATHEXClear Members List

Member Name	Stock Market			Derivatives Market		ATHEXClear Member				
	Address	Phone	Fax	Market Member	Remote Member	Market Maker	Proprietary	Market Maker	General Clearing	Direct Clearing
J. CHR. MAVRIKIS SECURITIES S.A.				a						
5, ΣΟΦΟΚΛΕΟΥΣ 5 ATHINA	2103216730									
KAPPA SECURITIES S.A.				a			a			
15, ΒΑΛΑΩΡΙΤΟΥ 15 ATHINA	2103678600									
KARAMANOF SECURITIES & INVESTMENT SERVICES S.A.				a						
2, ΠΛ.ΑΓ.ΘΕΟΔΩΡΩΝ 2 ATHINA	2103212947									
LAIKI FINANCIAL SERVICES LTD					a					
26, AVE. VYRONOS NICOSIA	357 22367367	357 22718567								
LEON DEPOLAS SECURITIES S.A.				a		a	a			
1, ΧΡΗΣΤΟΥ ΛΑΔΑ 1 ATHINA	2103213276 -28									
MEGA EQUITY SECURITIES & FINANCIAL SERVICES PUBLIC LTD				a	a		a			
42-44, ΛΕΩΦ.ΓΡΙΒΑ ΔΙΓΕΝΗ 42-44	0035722711711									
MERIT SECURITIES S.A				a		a	a			a
5, ΣΟΦΟΚΛΕΟΥΣ 5 ATHINA	2141008814									
MERRILL LYNCH INTERNATIONAL				a						
2, 2 KING EDWARD STREET LONDON	+44 20276281000									
N. CHRYSOCHOIDIS STOCK BROKERAGE I.S.S.A.				a			a			a
7-9, ΣΟΦΟΚΛΕΟΥΣ 7-9 ATHINA	2103213913									
NATIONAL BANK OF GREECE S.A.				a		a	a		a	
86, ΑΙΟΛΟΥ STR. ATHINA	(210)-3341000	(210)-3228187								
68, ΑΚΑΔΙΜΙΑΣ STR. ATHINA	(210)-3328817	(210)-3328678								
NATIONAL SECURITIES SINGLE MEMBER SA				a		a	a	a		
66, ΛΕΩΦΟΡΟΣ ΑΘΗΝΩΝ 128-132 & ΙΦΙΓΕΝΙΑΣ ATHINA	2103328784									
NUNTIUS BROKERAGE AND INVESTMENT SERVICES SINGLE MEMBER S.A.				a			a			
6, ΔΡΑΓΑΤΣΑΝΙΟΥ 6 ATHINA	2103350599									
ONE PLUS CAPITAL LIMITED				a	a					
, 75 PRODROMOU AVENUE NICOSIA 1307	35722873760									
OPTIMA BANK S.A.				a		a	a	a	a	
, ΑΙΓΙΑΛΕΙΑΣ 32 & ΠΑΡΑΔΕΙΣΟΥ ΜΑΡΟΥΣΙ	210 8173000									
PANCRETA BANK S.A									a	
, ΙΚΑΡΟΥ 5	2810338746									
PANTELAKIS SECURITIES S.A.				a		a	a	a		
57, ΕΘΝΙΚΗΣ ΑΝΤΙΣΤΑΣΕΩΣ 57, ΚΤΙΠΙΟ Β CHALANDRI	2106965000									
PIRAEUS BANK S.A.				a			a		a	
, ΑΜΕΡΙΚΗΣ 4 ATHINA	2103335000									
PIRAEUS SECURITIES S. A.				a		a	a	a		a
10, ΣΤΑΔΙΟΥ 10 ATHINA	2103354100									
PROCHOICE SECURITIES LTD				a	a					
57, ΛΕΩΦ.ΣΠΥΡΟΥ ΚΥΠΡΙΑΝΟΥ 57, ΑΚΙΝΗΤΑ Φ	035724661192									
SHARELINK SECURITIES & FINANCIAL SERVICES LTD				a			a			
6, HOUSE-ΘΕΟΤΟΚΗ 6 ΜΕΓΑΡΟ ΕΛΛΗΝΑ	+357 22554200									
SOCIETE GENERALE S.A.				a	a		a			
, 17 COURS VALMY, CEDEX	+157290504									
SOLIDUS SECURITIES S.A				a			a			a
64, ΛΟΥΙΖΗΣ ΠΙΑΝΚΟΥΡ 64 ATHINA	2106900600									
ST. EM. LAVRENTAKIS SECURITIES S.A.				a						
7-9, ΣΟΦΟΚΛΕΟΥΣ 7-9 ATHINA	2103213336									
THE CYPRUS INVESTMENT & SECURITIES CORPORATION LTD				a	a					
154, 1 AG. PROKOPIΟΥ & POSIDONOS 1ST FLOOR	0035722121700									
UBS EUROPE SE				a	a					
, OPERNTURM, BOCKENHEIMER LANDSTRASSE 2-4	496921790									
UBS LIMITED					a					
1, FINSBURY AVENUE LONDON	+44 2075687135									
VIGOR FINANCE INVESTMENT SERVICES S.A.				a			a			
, ΨΥΧΑΡΗ 14 Ν. PSYCHIKO	2106718400									

List of Stocks under Market Making operations

Securities	Market Maker	Start Market Making	Stock Category
MLS MULTIMEDIA SA (CR)			Suspension Status
	PIRAEUS SECURITIES S. A.	01/08/2019	
ALPHA ETF FTSE Athex Large Cap			Exchange Traded Funds (ETFs)
	ALPHA FINANCE INVESTMENT SERVICES SINGLE MEMBER SA	02/01/1900	
	NATIONAL SECURITIES SINGLE MEMBER SA	02/01/1900	
ADMIE (IPTO) HOLDING S.A. (CR)			Main Market
	EUROBANK EQUITIES INVESTMENT FIRM SINGLE MEMBER SA	24/05/2021	
	HELLENIC AMERICAN SECURITIES S.A.	09/03/2020	
	PIRAEUS SECURITIES S. A.	29/06/2017	
AEGEAN AIRLINES (CR)			Main Market
	EUROBANK EQUITIES INVESTMENT FIRM SINGLE MEMBER SA	22/09/2020	
ALPHA SERVICES HOLD (CR)			Main Market
	ALPHA FINANCE INVESTMENT SERVICES SINGLE MEMBER SA	29/02/2016	
	EUROBANK EQUITIES INVESTMENT FIRM SINGLE MEMBER SA	22/10/2006	
	GREENPOST TRADING EUROPE LTD	12/06/2023	
	HELLENIC AMERICAN SECURITIES S.A.	25/07/2014	
	LEON DEPOLAS SECURITIES S.A.	04/01/2016	
	MERIT SECURITIES S.A.	03/09/2012	
	NATIONAL SECURITIES SINGLE MEMBER SA	02/01/1900	
	PIRAEUS SECURITIES S. A.	28/05/2009	
ALPHA TRUST HOLDINGS (CR)			Main Market
	EUROBANK EQUITIES INVESTMENT FIRM SINGLE MEMBER SA	06/02/2023	
	LEON DEPOLAS SECURITIES S.A.	04/01/2021	
ALUMIL (CR)			Main Market
	PIRAEUS SECURITIES S. A.	31/07/2023	
ANDROMEDA SA (CR)			Main Market
	BETA SECURITIES S.A.	15/02/2021	
	OPTIMA BANK S.A.	03/04/2023	
ATHENS INTL AIRPORT (CR)			Main Market
	PIRAEUS SECURITIES S. A.	03/06/2024	
ATTICA BANK S.A. (CR)			Main Market
	EUROXX SECURITIES S.A.	22/01/2016	
AUSTRIACARD (CB)			Main Market
	BETA SECURITIES S.A.	23/03/2023	
	EUROXX SECURITIES S.A.	10/06/2024	
AUTOHELLAS SA (CR)			Main Market
	ALPHA FINANCE INVESTMENT SERVICES SINGLE MEMBER SA	01/07/2019	
	EUROXX SECURITIES S.A.	02/07/2018	
AVAX S.A. (CR)			Main Market
	EUROBANK EQUITIES INVESTMENT FIRM SINGLE MEMBER SA	14/12/2015	
	OPTIMA BANK S.A.	04/09/2023	
	PIRAEUS SECURITIES S. A.	01/02/2021	
AVE (CR)			Main Market
	EUROXX SECURITIES S.A.	05/06/2020	
BRIO PROPERTIES (CR)			Main Market
	EUROBANK EQUITIES INVESTMENT FIRM SINGLE MEMBER SA	09/09/2019	
	LEON DEPOLAS SECURITIES S.A.	22/02/2021	
	PIRAEUS SECURITIES S. A.	05/02/2024	
CC HBC AG (CR)			Main Market
	BETA SECURITIES S.A.	08/03/2021	
	NATIONAL SECURITIES SINGLE MEMBER SA	02/01/1900	
	PIRAEUS SECURITIES S. A.	04/05/2015	
CENERGY HOLDINGS (CB)			Main Market
	ALPHA FINANCE INVESTMENT SERVICES SINGLE MEMBER SA	02/01/2016	
	EUROBANK EQUITIES INVESTMENT FIRM SINGLE MEMBER SA	02/01/2016	
	OPTIMA BANK S.A.	14/03/2022	
	PANTELAKIS SECURITIES S.A.	27/12/2022	
CNL CAPITAL (CR)			Main Market
	MERIT SECURITIES S.A.	01/10/2018	
DIMAND (CR)			Main Market
	ALPHA FINANCE INVESTMENT SERVICES SINGLE MEMBER SA	08/08/2022	
	EUROBANK EQUITIES INVESTMENT FIRM SINGLE MEMBER SA	08/08/2022	
	PANTELAKIS SECURITIES S.A.	15/05/2023	
EKTER SA (CR)			Main Market
	BETA SECURITIES S.A.	26/09/2022	
	EUROBANK EQUITIES INVESTMENT FIRM SINGLE MEMBER SA	16/10/2017	
	LEON DEPOLAS SECURITIES S.A.	21/05/2018	
ELASTRON (CR)			Main Market
	LEON DEPOLAS SECURITIES S.A.	20/02/2017	

List of Stocks under Market Making operations

Securities	Market Maker	Start Market Making	Stock Category
ELLAKTOR (CR)			Main Market
	ALPHA FINANCE INVESTMENT SERVICES SINGLE MEMBER SA	18/03/2019	
	EUROBANK EQUITIES INVESTMENT FIRM SINGLE MEMBER SA	01/06/2012	
	EUROXX SECURITIES S.A.	24/09/2018	
	NATIONAL SECURITIES SINGLE MEMBER SA	02/01/1900	
	PIRAEUS SECURITIES S. A.	22/10/2018	
ELTON SA (CR)			Main Market
	OPTIMA BANK S.A.	30/01/2023	
ELVALHALCOR (CR)			Main Market
	ALPHA FINANCE INVESTMENT SERVICES SINGLE MEMBER SA	07/05/2018	
	BETA SECURITIES S.A.	09/01/2023	
	EUROBANK EQUITIES INVESTMENT FIRM SINGLE MEMBER SA	07/05/2018	
EUROBANK HOLDINGS (CR)			Main Market
	ALPHA FINANCE INVESTMENT SERVICES SINGLE MEMBER SA	09/01/2006	
	EUROBANK EQUITIES INVESTMENT FIRM SINGLE MEMBER SA	01/06/2012	
	GREENPOST TRADING EUROPE LTD	12/06/2023	
	HELLENIC AMERICAN SECURITIES S.A.	25/07/2014	
	LEON DEPOLAS SECURITIES S.A.	30/11/2018	
	MERIT SECURITIES S.A	06/11/2017	
	NATIONAL SECURITIES SINGLE MEMBER SA	02/01/1900	
	PIRAEUS SECURITIES S. A.	28/09/2009	
EUROCONSULTANTS S.A. (CR)			Main Market
	EUROBANK EQUITIES INVESTMENT FIRM SINGLE MEMBER SA	22/07/2014	
	OPTIMA BANK S.A.	01/02/2023	
EYDAP S.A. (CR)			Main Market
	ALPHA FINANCE INVESTMENT SERVICES SINGLE MEMBER SA	27/01/2020	
	EUROBANK EQUITIES INVESTMENT FIRM SINGLE MEMBER SA	10/06/2019	
FOURLIS (CR)			Main Market
	EUROBANK EQUITIES INVESTMENT FIRM SINGLE MEMBER SA	01/12/2016	
	PIRAEUS SECURITIES S. A.	06/03/2017	
GEK TERNA (CR)			Main Market
	BETA SECURITIES S.A.	08/03/2021	
	EUROBANK EQUITIES INVESTMENT FIRM SINGLE MEMBER SA	24/05/2021	
	PIRAEUS SECURITIES S. A.	29/08/2019	
GR. SARANTIS S.A. (CR)			Main Market
	BETA SECURITIES S.A.	14/05/2012	
	EUROBANK EQUITIES INVESTMENT FIRM SINGLE MEMBER SA	24/10/2016	
	PIRAEUS SECURITIES S. A.	02/04/2024	
HELLENIC EXCHANGES-A.S.E. (CR)			Main Market
	HELLENIC AMERICAN SECURITIES S.A.	01/09/2014	
	NATIONAL SECURITIES SINGLE MEMBER SA	02/01/1900	
	PIRAEUS SECURITIES S. A.	04/05/2015	
HELLENIQ ENERGY (CR)			Main Market
	ALPHA FINANCE INVESTMENT SERVICES SINGLE MEMBER SA	07/11/2023	
	EUROBANK EQUITIES INVESTMENT FIRM SINGLE MEMBER SA	01/11/2023	
	HELLENIC AMERICAN SECURITIES S.A.	14/09/2015	
	PIRAEUS SECURITIES S. A.	20/03/2017	
IDEAL HOLDINGS (CR)			Main Market
	EUROBANK EQUITIES INVESTMENT FIRM SINGLE MEMBER SA	07/06/2021	
	PIRAEUS SECURITIES S. A.	07/06/2021	
INTERCONTINENTAL (CR)			Main Market
	LEON DEPOLAS SECURITIES S.A.	03/06/2019	
INTERLIFE G.C.I.(CR)			Main Market
	PIRAEUS SECURITIES S. A.	22/01/2024	
INTERWOOD-XYLEMPORIA (CR)			Main Market
	EUROBANK EQUITIES INVESTMENT FIRM SINGLE MEMBER SA	05/07/2021	
	PANTELAKIS SECURITIES S.A.	01/07/2021	
INTRAKAT (CR)			Main Market
	BETA SECURITIES S.A.	04/10/2021	
	PANTELAKIS SECURITIES S.A.	10/10/2022	
JUMBO SA (CR)			Main Market
	BETA SECURITIES S.A.	01/02/2021	
	EUROBANK EQUITIES INVESTMENT FIRM SINGLE MEMBER SA	25/05/2020	
	GREENPOST TRADING EUROPE LTD	12/06/2023	
	MERIT SECURITIES S.A	06/11/2017	
	PIRAEUS SECURITIES S. A.	06/03/2017	
KLOUKINAS - LAPPAS SA (CR)			Main Market
	OPTIMA BANK S.A.	02/01/2023	

List of Stocks under Market Making operations

Securities	Stock Category
Market Maker	Start Market Making
KRI-KRI S.A. (CR)	Main Market
EUROBANK EQUITIES INVESTMENT FIRM SINGLE MEMBER SA	07/05/2018
PIRAEUS SECURITIES S. A.	11/12/2023
LAMDA DEVELOPMENT SA (CR)	Main Market
EUROBANK EQUITIES INVESTMENT FIRM SINGLE MEMBER SA	08/12/2014
PANTELAKIS SECURITIES S.A.	06/11/2017
PIRAEUS SECURITIES S. A.	29/06/2017
LAMPSA HOTEL SA (CR)	Main Market
LEON DEPOLAS SECURITIES S.A.	16/01/2017
METLEN ENERGY & METALS (CR)	Main Market
ALPHA FINANCE INVESTMENT SERVICES SINGLE MEMBER SA	15/04/2019
BETA SECURITIES S.A.	11/04/2022
EUROBANK EQUITIES INVESTMENT FIRM SINGLE MEMBER SA	20/09/2017
GREENPOST TRADING EUROPE LTD	12/06/2023
MERIT SECURITIES S.A	25/02/2019
NATIONAL SECURITIES SINGLE MEMBER SA	02/01/1900
PIRAEUS SECURITIES S. A.	04/05/2015
MOTODYNAMICS S.A. (CR)	Main Market
OPTIMA BANK S.A.	25/08/2023
MOTOR OIL (CR)	Main Market
BETA SECURITIES S.A.	08/03/2021
EUROBANK EQUITIES INVESTMENT FIRM SINGLE MEMBER SA	22/10/2006
GREENPOST TRADING EUROPE LTD	12/06/2023
LEON DEPOLAS SECURITIES S.A.	01/04/2019
MERIT SECURITIES S.A	25/02/2019
NATIONAL SECURITIES SINGLE MEMBER SA	02/01/1900
PIRAEUS SECURITIES S. A.	04/05/2015
MPLE KEDROS (CR)	Main Market
OPTIMA BANK S.A.	16/10/2023
OPTIMA BANK S.A.	08/11/2023
NAFPAKTOS TEXTILE (CR)	Main Market
OPTIMA BANK S.A.	29/01/2024
NATIONAL BANK (CR)	Main Market
ALPHA FINANCE INVESTMENT SERVICES SINGLE MEMBER SA	09/01/2006
EUROBANK EQUITIES INVESTMENT FIRM SINGLE MEMBER SA	22/10/2006
GREENPOST TRADING EUROPE LTD	12/06/2023
HELLENIC AMERICAN SECURITIES S.A.	25/07/2014
LEON DEPOLAS SECURITIES S.A.	20/05/2015
MERIT SECURITIES S.A	03/09/2012
NATIONAL SECURITIES SINGLE MEMBER SA	02/01/1900
PIRAEUS SECURITIES S. A.	08/09/2008
NOVAL PROPERTY REIC (CR)	Main Market
ALPHA FINANCE INVESTMENT SERVICES SINGLE MEMBER SA	05/06/2024
PIRAEUS SECURITIES S. A.	05/06/2024
OPAP (CR)	Main Market
ALPHA FINANCE INVESTMENT SERVICES SINGLE MEMBER SA	09/01/2006
EUROBANK EQUITIES INVESTMENT FIRM SINGLE MEMBER SA	22/10/2006
GREENPOST TRADING EUROPE LTD	12/06/2023
HELLENIC AMERICAN SECURITIES S.A.	25/07/2014
MERIT SECURITIES S.A	20/03/2017
NATIONAL SECURITIES SINGLE MEMBER SA	02/01/1900
PIRAEUS SECURITIES S. A.	04/05/2015
OPTIMA BANK (CR)	Main Market
ALPHA FINANCE INVESTMENT SERVICES SINGLE MEMBER SA	12/12/2023
EUROBANK EQUITIES INVESTMENT FIRM SINGLE MEMBER SA	11/12/2023
OPTIMA BANK S.A.	06/11/2023
ORILINA PROPERTIES REIC (CR)	Main Market
EUROBANK EQUITIES INVESTMENT FIRM SINGLE MEMBER SA	11/12/2023
LEON DEPOLAS SECURITIES S.A.	11/12/2023
OTE (CR)	Main Market
ALPHA FINANCE INVESTMENT SERVICES SINGLE MEMBER SA	09/01/2006
EUROBANK EQUITIES INVESTMENT FIRM SINGLE MEMBER SA	22/10/2006
GREENPOST TRADING EUROPE LTD	12/06/2023
HELLENIC AMERICAN SECURITIES S.A.	25/07/2014
LEON DEPOLAS SECURITIES S.A.	20/04/2015
MERIT SECURITIES S.A	20/03/2017
NATIONAL SECURITIES SINGLE MEMBER SA	02/01/1900
PIRAEUS SECURITIES S. A.	08/09/2008

List of Stocks under Market Making operations

Securities	Market Maker	Start Market Making	Stock Category
P.P.A. S.A. (CR)			Main Market
	EUROBANK EQUITIES INVESTMENT FIRM SINGLE MEMBER SA	06/02/2019	
PAPOUTSANIS (CR)			Main Market
	ALPHA FINANCE INVESTMENT SERVICES SINGLE MEMBER SA	19/11/2018	
	BETA SECURITIES S.A.	25/11/2013	
PETROPOULOS PETROS (CR)			Main Market
	EUROBANK EQUITIES INVESTMENT FIRM SINGLE MEMBER SA	01/04/2019	
	PANTELAKIS SECURITIES S.A.	16/03/2020	
PIRAEUS FINANCIAL HOLD (CR)			Main Market
	ALPHA FINANCE INVESTMENT SERVICES SINGLE MEMBER SA	15/04/2019	
	EUROBANK EQUITIES INVESTMENT FIRM SINGLE MEMBER SA	22/10/2006	
	EUROXX SECURITIES S.A.	15/02/2016	
	GREENPOST TRADING EUROPE LTD	12/06/2023	
	HELLENIC AMERICAN SECURITIES S.A.	25/07/2014	
	LEON DEPOLAS SECURITIES S.A.	30/11/2018	
	MERIT SECURITIES S.A.	16/09/2013	
	NATIONAL SECURITIES SINGLE MEMBER SA	02/01/1900	
	PIRAEUS SECURITIES S. A.	16/02/2009	
PPC (CR)			Main Market
	ALPHA FINANCE INVESTMENT SERVICES SINGLE MEMBER SA	09/01/2006	
	BETA SECURITIES S.A.	01/02/2021	
	EUROBANK EQUITIES INVESTMENT FIRM SINGLE MEMBER SA	22/10/2006	
	GREENPOST TRADING EUROPE LTD	12/06/2023	
	HELLENIC AMERICAN SECURITIES S.A.	01/09/2014	
	MERIT SECURITIES S.A.	06/11/2017	
	NATIONAL SECURITIES SINGLE MEMBER SA	02/01/1900	
	PIRAEUS SECURITIES S. A.	28/09/2009	
PREMA (CR)			Main Market
	BETA SECURITIES S.A.	01/06/2021	
	LEON DEPOLAS SECURITIES S.A.	05/12/2022	
	PANTELAKIS SECURITIES S.A.	23/12/2021	
PROFILE SA (CR)			Main Market
	OPTIMA BANK S.A.	03/04/2023	
	PANTELAKIS SECURITIES S.A.	01/07/2019	
QUALITY & RELIABILITY SA (CR)			Main Market
	OPTIMA BANK S.A.	03/01/2023	
QUEST HOLDINGS (CR)			Main Market
	BETA SECURITIES S.A.	26/03/2018	
	EUROBANK EQUITIES INVESTMENT FIRM SINGLE MEMBER SA	28/01/2019	
REVOIL (CR)			Main Market
	BETA SECURITIES S.A.	26/06/2023	
	OPTIMA BANK S.A.	15/04/2024	
SIDMA STEEL (CR)			Main Market
	OPTIMA BANK S.A.	25/05/2023	
SPACE HELLAS SA (CR)			Main Market
	MERIT SECURITIES S.A.	09/12/2022	
TECHNICAL OLYMPIC SA (CR)			Main Market
	BETA SECURITIES S.A.	04/04/2022	
	OPTIMA BANK S.A.	05/07/2023	
TERNA ENERGY (CR)			Main Market
	EUROBANK EQUITIES INVESTMENT FIRM SINGLE MEMBER SA	24/05/2021	
	PIRAEUS SECURITIES S. A.	09/12/2019	
THRACE PLASTICS SA (CR)			Main Market
	ALPHA FINANCE INVESTMENT SERVICES SINGLE MEMBER SA	26/03/2018	
	LEON DEPOLAS SECURITIES S.A.	28/03/2024	
	PIRAEUS SECURITIES S. A.	02/04/2024	
TITAN CEMENT (CB)			Main Market
	BETA SECURITIES S.A.	01/02/2021	
	EUROBANK EQUITIES INVESTMENT FIRM SINGLE MEMBER SA	06/11/2019	
	PIRAEUS SECURITIES S. A.	18/01/2021	
TRADE ESTATES REIC (CR)			Main Market
	EUROBANK EQUITIES INVESTMENT FIRM SINGLE MEMBER SA	08/11/2023	
	EUROBANK EQUITIES INVESTMENT FIRM SINGLE MEMBER SA	10/11/2023	
	PANTELAKIS SECURITIES S.A.	08/11/2023	
	PANTELAKIS SECURITIES S.A.	10/11/2023	
TZIRAKIAN PROFIL (CR)			Main Market
	LEON DEPOLAS SECURITIES S.A.	19/07/2021	

List of Stocks under Market Making operations

Securities	Market Maker	Start Market Making	Stock Category
VIOHALCO SA/NV (CB)			Main Market
ALPHA FINANCE INVESTMENT SERVICES SINGLE MEMBER SA		11/03/2008	
EUROBANK EQUITIES INVESTMENT FIRM SINGLE MEMBER SA		04/03/2014	
MERIT SECURITIES S.A		17/03/2014	

Underlying Asset				Derivatives Market													
Price max	Price min	Closing price	change	Delivery Month	Open price	Price max	Price min	Last price	Closing price	Last Bid	Last Ask	Fixing price*	Life high	Life low	Trades	Volume	Open Interest
FTSE/Athex Large Cap				(Trade Unit: 1 Index Point x 2€, Cash Settlement)													
3,576.24	3,524.81	3,562.77	-0.38%	August 2024	3,520.00	3,546.50	3,507.00	3,540.50	3,540.50	---	---	---	3,606.00	---	169	513	3,002
				September 2024	3,527.25	3,537.25	3,510.25	3,536.50	3,536.50	---	---	---	3,600.75	---	23	55	545
				October 2024	---	---	---	---	3,593.25	---	---	---	---	---	---	---	---
				December 2024	---	---	---	---	3,605.75	---	---	---	---	---	---	---	---
				March 2025	---	---	---	---	3,624.00	---	---	---	---	---	---	---	---
				June 2025	---	---	---	---	3,642.00	---	---	---	---	---	---	---	---
FTSE/Athex Banks				(Trade Unit: 1 Index Point x 15€, Cash Settlement)													
1,317.44	1,280.97	1,300.04	-1.32%	September 2024	1,281.00	1,281.00	1,281.00	1,281.00	1,281.00	---	---	---	1,332.75	---	1	5	1,233
				December 2024	---	---	---	---	1,328.25	---	---	---	---	---	---	---	---
				March 2025	---	---	---	---	1,335.00	---	---	---	---	---	---	---	---
				June 2025	---	---	---	---	1,341.75	---	---	---	---	---	---	---	---
MSCI GREECE REBASED				(Trade Unit: 1 Index Point x 2€, Cash Settlement)													
5,640.68	5,534.22	5,609.02	-0.56%	August 2024	---	---	---	---	5,604.75	---	---	---	5,695.25	---	---	---	---
				September 2024	---	---	---	---	5,505.25	---	---	---	5,516.00	---	---	---	3
				October 2024	---	---	---	---	5,558.25	---	---	---	5,515.50	---	---	---	10
				November 2024	---	---	---	---	5,559.00	---	---	---	5,516.00	---	---	---	10
				December 2024	---	---	---	---	5,687.25	---	---	---	---	---	---	---	---
				January 2025	---	---	---	---	5,696.25	---	---	---	---	---	---	---	---
				March 2025	---	---	---	---	5,716.00	---	---	---	---	---	---	---	---
				June 2025	---	---	---	---	5,744.50	---	---	---	---	---	---	---	---

Derivatives notes

Fixing prices and final open positions can be retrieved from the following path <http://www.helex.gr/el/web/guest/statistics-end-of-day-derivatives>

Underlying Asset				Derivatives Market													
Price max	Price min	Closing price	change	Delivery Month	Open price	Price max	Price min	Last price	Closing price	Last Bid	Last Ask	Fixing price*	Life high	Life low	Trades	Volume	Open Interest
ADMIE (IPTO) HOLDING S.A. (CR)																	
(Contract Size: 100 Securities, Physical Delivery)																	
2.24	2.22	2.23	-0.45%	September 2024	2.19	2.19	2.18	2.19	2.19	---	---	---	2.39	---	6	54	24,270
---	---	---	---	December 2024	---	---	---	---	2.26	---	---	---	---	---	---	---	---
---	---	---	---	March 2025	---	---	---	---	2.27	---	---	---	---	---	---	---	---
---	---	---	---	June 2025	---	---	---	---	2.28	---	---	---	---	---	---	---	---
AEGEAN AIRLINES (CR)																	
(Contract Size: 100 Securities, Physical Delivery)																	
11.68	11.35	11.44	-0.95%	September 2024	11.72	11.72	11.39	11.56	11.56	---	---	---	12.49	---	41	210	4,194
---	---	---	---	December 2024	---	---	---	---	11.90	---	---	---	12.12	---	---	---	30
---	---	---	---	March 2025	---	---	---	---	11.70	---	---	---	---	---	---	---	---
---	---	---	---	June 2025	---	---	---	---	11.76	---	---	---	---	---	---	---	---
ALPHA SERVICES HOLD (CR)																	
(Contract Size: 100 Securities, Physical Delivery)																	
1.687	1.642	1.681	-0.24%	September 2024	1.66	1.68	1.64	1.67	1.67	---	---	---	1.79	---	229	7,885	165,107
---	---	---	---	December 2024	1.64	1.70	1.64	1.70	1.70	---	---	---	1.70	---	2	4	---
---	---	---	---	March 2025	---	---	---	---	1.71	---	---	---	---	---	---	---	---
---	---	---	---	June 2025	---	---	---	---	1.72	---	---	---	---	---	---	---	---
ATHENS INTL AIRPORT (CR)																	
(Contract Size: 100 Securities, Physical Delivery)																	
7.86	7.76	7.79	-0.38%	September 2024	7.85	7.85	7.79	7.85	7.85	---	---	---	8.41	---	10	35	1,122
---	---	---	---	December 2024	---	---	---	---	7.88	---	---	---	---	---	---	---	---
---	---	---	---	March 2025	---	---	---	---	7.92	---	---	---	---	---	---	---	---
---	---	---	---	June 2025	---	---	---	---	7.96	---	---	---	---	---	---	---	---
AUTOHELLAS SA (CR)																	
(Contract Size: 100 Securities, Physical Delivery)																	
11.82	11.64	11.72	-0.51%	September 2024	11.85	11.85	11.85	11.85	11.85	---	---	---	12.13	---	1	1	160
---	---	---	---	December 2024	---	---	---	---	11.88	---	---	---	---	---	---	---	---
---	---	---	---	March 2025	---	---	---	---	11.94	---	---	---	---	---	---	---	---
---	---	---	---	June 2025	---	---	---	---	12.00	---	---	---	---	---	---	---	---
AVAX S.A. (CR)																	
(Contract Size: 100 Securities, Physical Delivery)																	
1.442	1.418	1.428	-0.42%	September 2024	1.40	1.44	1.40	1.42	1.42	---	---	---	1.49	---	4	18	689
---	---	---	---	December 2024	---	---	---	---	1.45	---	---	---	---	---	---	---	---
---	---	---	---	March 2025	---	---	---	---	1.45	---	---	---	---	---	---	---	---
---	---	---	---	June 2025	---	---	---	---	1.46	---	---	---	---	---	---	---	---
CC HBC AG (CR)																	
(Contract Size: 100 Securities, Physical Delivery)																	
33.36	32.94	33.3	0.48%	September 2024	33.06	33.09	33.06	33.09	33.09	---	---	---	33.09	---	2	4	133
---	---	---	---	December 2024	---	---	---	---	33.41	---	---	---	---	---	---	---	---
---	---	---	---	March 2025	---	---	---	---	33.58	---	---	---	---	---	---	---	---
---	---	---	---	June 2025	---	---	---	---	33.75	---	---	---	---	---	---	---	---

Derivatives notes

Fixing prices and final open positions can be retrieved from the following path <http://www.helex.gr/el/web/guest/statistics-end-of-day-derivatives>

Underlying Asset				Derivatives Market													
Price max	Price min	Closing price	change	Delivery Month	Open price	Price max	Price min	Last price	Closing price	Last Bid	Last Ask	Fixing price*	Life high	Life low	Trades	Volume	Open Interest
CENERGY HOLDINGS (CB)				(Contract Size: 100 Securities, Physical Delivery)													
9.69	9.47	9.62	0.21%	September 2024	9.59	9.69	9.53	9.65	9.65	---	---	---	10.03	---	21	176	3,798
				December 2024	---	---	---	---	9.68	---	---	---	---	---	---	---	---
				March 2025	---	---	---	---	9.73	---	---	---	---	---	---	---	---
				June 2025	---	---	---	---	9.78	---	---	---	---	---	---	---	---
ELLAKTOR (CR)				(Contract Size: 124 Securities, Physical Delivery)													
2.085	2.06	2.07	-0.48%	September 2024	2.09	2.09	2.08	2.08	2.08	---	---	---	2.12	2.08	10	102	4,028
				December 2024	---	---	---	---	2.10	---	---	---	---	---	---	---	---
				March 2025	---	---	---	---	2.11	---	---	---	---	---	---	---	---
				June 2025	---	---	---	---	2.12	---	---	---	---	---	---	---	---
ELVALHALCOR (CR)				(Contract Size: 100 Securities, Physical Delivery)													
1.85	1.83	1.832	-0.44%	September 2024	1.88	1.88	1.84	1.85	1.85	---	---	---	2.04	---	13	53	5,120
				December 2024	---	---	---	---	1.84	---	---	---	1.91	---	---	---	14
				March 2025	---	---	---	---	1.86	---	---	---	---	---	---	---	---
				June 2025	---	---	---	---	1.87	---	---	---	---	---	---	---	---
EUROBANK HOLDINGS (CR)				(Contract Size: 100 Securities, Physical Delivery)													
2.09	2.026	2.05	-5.53%	September 2024	2.07	2.10	2.04	2.07	2.07	---	---	---	2.19	---	199	4,995	19,944
				December 2024	---	---	---	---	2.19	---	---	---	2.28	---	---	---	5
				March 2025	---	---	---	---	2.20	---	---	---	---	---	---	---	---
				June 2025	---	---	---	---	2.21	---	---	---	---	---	---	---	---
EYDAP S.A. (CR)				(Contract Size: 100 Securities, Physical Delivery)													
5.76	5.67	5.76	0.00%	September 2024	5.73	5.73	5.73	5.73	5.73	---	---	---	5.90	---	2	10	4,484
				December 2024	---	---	---	---	5.81	---	---	---	---	---	---	---	---
				March 2025	---	---	---	---	5.84	---	---	---	---	---	---	---	---
				June 2025	---	---	---	---	5.87	---	---	---	---	---	---	---	---
FOURLIS (CR)				(Contract Size: 100 Securities, Physical Delivery)													
4	3.93	3.985	-1.85%	September 2024	4.03	4.04	3.98	3.98	3.98	---	---	---	4.19	---	19	39	1,196
				December 2024	---	---	---	---	4.09	---	---	---	---	---	---	---	---
				March 2025	---	---	---	---	4.11	---	---	---	---	---	---	---	---
				June 2025	---	---	---	---	4.13	---	---	---	---	---	---	---	---
GEK TERNA (CR)				(Contract Size: 100 Securities, Physical Delivery)													
17.78	17.46	17.64	-0.23%	September 2024	17.69	17.88	17.54	17.70	17.70	---	---	---	18.27	---	79	399	14,619
				December 2024	17.74	17.74	17.74	17.74	17.74	---	---	---	17.74	---	1	3	---
				March 2025	---	---	---	---	17.92	---	---	---	---	---	---	---	---
				June 2025	---	---	---	---	18.01	---	---	---	---	---	---	---	---

Derivatives notes

Fixing prices and final open positions can be retrieved from the following path <http://www.helex.gr/el/web/guest/statistics-end-of-day-derivatives>

Underlying Asset				Derivatives Market													
Price max	Price min	Closing price	change	Delivery Month	Open price	Price max	Price min	Last price	Closing price	Last Bid	Last Ask	Fixing price*	Life high	Life low	Trades	Volume	Open Interest
HELLENIC EXCHANGES-A.S.E. (CR)				(Contract Size: 100 Securities, Physical Delivery)													
4.7	4.655	4.68	-0.43%	September 2024	4.67	4.70	4.67	4.70	4.70	---	---	---	5.25	---	37	237	5,154
				December 2024	---	---	---	---	4.74	---	---	---	---	---	---	---	---
				March 2025	---	---	---	---	4.76	---	---	---	---	---	---	---	---
				June 2025	---	---	---	---	4.79	---	---	---	---	---	---	---	---
HELLENiQ ENERGY (CR)				(Contract Size: 100 Securities, Physical Delivery)													
7.42	7.36	7.4	-0.27%	September 2024	7.43	7.45	7.39	7.44	7.44	---	---	---	8.40	---	22	208	6,289
				December 2024	---	---	---	---	7.48	---	---	---	---	---	---	---	---
				March 2025	---	---	---	---	7.52	---	---	---	---	---	---	---	---
				June 2025	---	---	---	---	7.56	---	---	---	---	---	---	---	---
INTRACOM HOLDINGS (CR)				(Contract Size: 102 Securities, Physical Delivery)													
3.415	3.33	3.34	-1.04%	September 2024	3.37	3.40	3.37	3.38	3.38	---	---	---	3.55	3.27	9	23	7,712
				December 2024	---	---	---	---	3.40	---	---	---	---	---	---	---	---
				March 2025	---	---	---	---	3.42	---	---	---	---	---	---	---	---
				June 2025	---	---	---	---	3.44	---	---	---	---	---	---	---	---
INTRAKAT (CR)				(Contract Size: 100 Securities, Physical Delivery)													
5	4.895	4.965	-0.70%	September 2024	4.95	4.95	4.95	4.95	4.95	---	---	---	5.20	---	6	30	2,443
				December 2024	---	---	---	---	5.04	---	---	---	---	---	---	---	---
				March 2025	---	---	---	---	5.07	---	---	---	---	---	---	---	---
				June 2025	---	---	---	---	5.09	---	---	---	---	---	---	---	---
JUMBO SA (CR)				(Contract Size: 100 Securities, Physical Delivery)													
25.12	24.62	24.8	-0.72%	September 2024	25.00	25.00	24.82	24.85	24.85	---	---	---	26.97	---	16	36	389
				December 2024	---	---	---	---	25.19	---	---	---	---	---	---	---	---
				March 2025	---	---	---	---	25.31	---	---	---	---	---	---	---	---
				June 2025	---	---	---	---	25.44	---	---	---	---	---	---	---	---
LAMDA DEVELOPMENT SA (CR)				(Contract Size: 100 Securities, Physical Delivery)													
7.35	7.2	7.27	-1.09%	September 2024	7.34	7.36	7.28	7.36	7.36	---	---	---	7.56	---	18	86	6,848
				December 2024	---	---	---	---	7.41	---	---	---	---	---	---	---	---
				March 2025	---	---	---	---	7.45	---	---	---	---	---	---	---	---
				June 2025	---	---	---	---	7.49	---	---	---	---	---	---	---	---
METLEN ENERGY & METALS (CR)				(Contract Size: 100 Securities, Physical Delivery)													
36.3	35.66	36.2	0.56%	September 2024	36.30	36.48	35.90	36.44	36.44	---	---	---	38.35	---	31	107	5,216
				December 2024	---	---	---	---	36.62	---	---	---	36.20	---	---	---	20
				March 2025	---	---	---	---	36.48	---	---	---	---	---	---	---	---
				June 2025	---	---	---	---	36.66	---	---	---	---	---	---	---	---

Derivatives notes

Fixing prices and final open positions can be retrieved from the following path <http://www.helex.gr/el/web/guest/statistics-end-of-day-derivatives>

Underlying Asset				Derivatives Market													
Price max	Price min	Closing price	change	Delivery Month	Open price	Price max	Price min	Last price	Closing price	Last Bid	Last Ask	Fixing price*	Life high	Life low	Trades	Volume	Open Interest
MIG (CR)				(Contract Size: 100 Securities, Physical Delivery)													
3.74	3.605	3.675	1.52%	September 2024	3.69	3.69	3.63	3.63	3.63	---	---	---	3.94	---	2	10	104
				December 2024	---	---	---	---	3.65	---	---	---	---	---	---	---	---
				March 2025	---	---	---	---	3.67	---	---	---	---	---	---	---	---
				June 2025	---	---	---	---	3.69	---	---	---	---	---	---	---	---
MOTOR OIL (CR)				(Contract Size: 100 Securities, Physical Delivery)													
23.28	22.98	23.14	-0.43%	September 2024	23.30	23.37	23.12	23.34	23.34	---	---	---	26.50	---	35	105	2,892
				December 2024	---	---	---	---	23.43	---	---	---	---	---	---	---	---
				March 2025	---	---	---	---	23.55	---	---	---	---	---	---	---	---
				June 2025	---	---	---	---	23.67	---	---	---	---	---	---	---	---
NATIONAL BANK (CR)				(Contract Size: 100 Securities, Physical Delivery)													
8.432	8.214	8.432	0.98%	September 2024	8.00	8.13	7.93	8.11	8.11	---	---	---	8.36	---	132	1,056	16,996
				December 2024	---	---	---	---	8.42	---	---	---	---	---	---	---	---
				March 2025	---	---	---	---	8.46	---	---	---	---	---	---	---	---
				June 2025	---	---	---	---	8.50	---	---	---	---	---	---	---	---
OPAP (CR)				(Contract Size: 102 Securities, Physical Delivery)													
15.96	15.62	15.87	-0.56%	September 2024	15.80	15.80	15.65	15.78	15.78	---	---	---	16.05	14.60	10	40	1,690
				December 2024	---	---	---	---	16.35	---	---	---	15.30	---	---	---	20
				March 2025	---	---	---	---	16.17	---	---	---	---	---	---	---	---
				June 2025	---	---	---	---	16.25	---	---	---	---	---	---	---	---
OPTIMA BANK (CR)				(Contract Size: 100 Securities, Physical Delivery)													
12.32	12.02	12.2	-0.97%	September 2024	---	---	---	---	12.34	---	---	---	13.13	---	---	---	72
				December 2024	---	---	---	---	12.42	---	---	---	---	---	---	---	---
				March 2025	---	---	---	---	12.48	---	---	---	---	---	---	---	---
				June 2025	---	---	---	---	12.55	---	---	---	---	---	---	---	---
OTE (CR)				(Contract Size: 100 Securities, Physical Delivery)													
14.74	14.12	14.72	3.44%	September 2024	14.23	14.77	14.20	14.69	14.69	---	---	---	14.77	---	78	291	4,611
				December 2024	---	---	---	---	14.35	---	---	---	---	---	---	---	---
				March 2025	---	---	---	---	14.42	---	---	---	---	---	---	---	---
				June 2025	---	---	---	---	14.49	---	---	---	---	---	---	---	---
P.P.A. S.A. (CR)				(Contract Size: 100 Securities, Physical Delivery)													
27.7	27.25	27.5	-0.36%	September 2024	---	---	---	---	25.74	---	---	---	26.47	---	---	---	80
				December 2024	---	---	---	---	27.83	---	---	---	---	---	---	---	---
				March 2025	---	---	---	---	27.97	---	---	---	---	---	---	---	---
				June 2025	---	---	---	---	28.11	---	---	---	---	---	---	---	---

Derivatives notes

Fixing prices and final open positions can be retrieved from the following path <http://www.helex.gr/el/web/guest/statistics-end-of-day-derivatives>

Underlying Asset				Derivatives Market													
Price max	Price min	Closing price	change	Delivery Month	Open price	Price max	Price min	Last price	Closing price	Last Bid	Last Ask	Fixing price*	Life high	Life low	Trades	Volume	Open Interest
PIRAEUS FINANCIAL HOLD (CR)				(Contract Size: 100 Securities, Physical Delivery)													
3.808	3.727	3.801	-0.24%	September 2024	3.79	3.83	3.76	3.82	3.82	---	---	---	4.05	---	497	9,819	91,942
				December 2024	---	---	---	---	3.83	---	---	---	3.43	---	---	---	---
				March 2025	---	---	---	---	3.86	---	---	---	---	---	---	---	---
				June 2025	---	---	---	---	3.88	---	---	---	---	---	---	---	---
PPC (CR)				(Contract Size: 100 Securities, Physical Delivery)													
11.63	11.32	11.5	-0.26%	September 2024	11.35	11.70	11.35	11.58	11.58	---	---	---	11.88	---	109	689	31,163
				December 2024	---	---	---	---	11.63	---	---	---	---	---	---	---	---
				March 2025	---	---	---	---	11.68	---	---	---	---	---	---	---	---
				June 2025	---	---	---	---	11.74	---	---	---	---	---	---	---	---
QUEST HOLDINGS (CR)				(Contract Size: 100 Securities, Physical Delivery)													
5.37	5.31	5.34	0.57%	September 2024	5.32	5.32	5.32	5.32	5.32	---	---	---	5.38	---	1	1	184
				December 2024	---	---	---	---	5.35	---	---	---	---	---	---	---	---
				March 2025	---	---	---	---	5.38	---	---	---	---	---	---	---	---
				June 2025	---	---	---	---	5.41	---	---	---	---	---	---	---	---
TERNA ENERGY (CR)				(Contract Size: 100 Securities, Physical Delivery)													
19.26	19.21	19.24	-0.05%	September 2024	19.33	19.35	19.33	19.35	19.35	---	---	---	19.55	---	5	49	21,762
				December 2024	---	---	---	---	19.41	---	---	---	---	---	---	---	---
				March 2025	---	---	---	---	19.51	---	---	---	---	---	---	---	---
				June 2025	---	---	---	---	19.60	---	---	---	---	---	---	---	---
TITAN CEMENT (CB)				(Contract Size: 100 Securities, Physical Delivery)													
31.6	31.1	31.55	-0.79%	September 2024	31.91	31.95	31.34	31.39	31.39	---	---	---	31.95	---	13	22	392
				December 2024	---	---	---	---	32.06	---	---	---	---	---	---	---	---
				March 2025	---	---	---	---	32.22	---	---	---	---	---	---	---	---
				June 2025	---	---	---	---	32.38	---	---	---	---	---	---	---	---
VIOHALCO SA/NV (CB)				(Contract Size: 100 Securities, Physical Delivery)													
5.92	5.83	5.92	0.85%	September 2024	5.87	5.95	5.87	5.95	5.95	---	---	---	6.50	---	10	69	4,178
				December 2024	---	---	---	---	5.93	---	---	---	6.10	---	---	---	125
				March 2025	---	---	---	---	5.95	---	---	---	---	---	---	---	---
				June 2025	---	---	---	---	5.98	---	---	---	---	---	---	---	---

Derivatives notes

Fixing prices and final open positions can be retrieved from the following path <http://www.helex.gr/el/web/guest/statistics-end-of-day-derivatives>

FTSE/Athex Large Cap

(Trade Unit: 1 Index Point x 2€ - Exercise Style: European, Cash Settlement)

Call Options														Put Options																		
August 2024							September 2024							Other Months		August 2024							September 2024							Other Months		Exercise Price
Open price	Price max	Price min	Last price	Closing price	Volume	Open Interest	Open price	Price max	Price min	Last price	Closing price	Volume	Open Interest	Volume	Open Interest	Open price	Price max	Price min	Last price	Closing price	Volume	Open Interest	Open price	Price max	Price min	Last price	Closing price	Volume	Open Interest	Volume	Open Interest	
2,450	-	-	-	-	-	-	0.00	0.00	0.00	-	1,091.00	-	-	-	-	-	-	-	-	-	-	-	0.00	0.00	0.00	-	0.01	-	-	-	-	2,450
2,500	-	-	-	-	-	-	0.00	0.00	0.00	-	1,042.00	-	-	-	-	-	-	-	-	-	-	-	0.00	0.00	0.00	-	0.01	-	-	-	-	2,500
2,550	-	-	-	-	-	-	0.00	0.00	0.00	-	992.00	-	-	-	-	-	-	-	-	-	-	-	0.00	0.00	0.00	-	0.01	-	-	-	-	2,550
2,600	-	-	-	-	-	-	0.00	0.00	0.00	-	942.00	-	-	-	-	-	-	-	-	-	-	-	0.00	0.00	0.00	-	0.01	-	-	-	-	2,600
2,650	-	-	-	-	-	-	0.00	0.00	0.00	-	892.00	-	-	-	-	-	-	-	-	-	-	-	0.00	0.00	0.00	-	0.01	-	-	-	-	2,650
2,700	-	-	-	-	-	-	0.00	0.00	0.00	-	842.00	-	-	-	-	-	-	-	-	-	-	-	0.00	0.00	0.00	-	0.01	-	-	-	-	2,700
2,750	-	-	-	-	-	-	0.00	0.00	0.00	-	792.00	-	-	-	-	-	-	-	-	-	-	-	0.00	0.00	0.00	-	0.03	-	-	-	-	2,750
2,800	-	-	-	-	-	-	0.00	0.00	0.00	-	743.00	-	-	-	-	-	-	-	-	-	-	-	0.00	0.00	0.00	-	0.07	-	-	-	-	2,800
2,850	-	-	-	-	-	-	0.00	0.00	0.00	-	693.00	-	-	-	-	-	-	-	-	-	-	-	0.00	0.00	0.00	-	0.15	-	-	-	-	2,850
2,900	-	-	-	-	-	-	0.00	0.00	0.00	-	643.00	-	-	-	-	-	-	-	-	-	-	-	0.00	0.00	0.00	-	0.33	-	-	-	-	2,900
2,950	-	-	-	-	-	-	0.00	0.00	0.00	-	594.00	-	-	-	-	-	-	-	-	-	-	-	0.00	0.00	0.00	-	0.66	-	-	-	-	2,950
3,000	-	-	-	-	-	-	0.00	0.00	0.00	-	545.00	-	-	-	-	-	-	-	-	-	-	-	0.00	0.00	0.00	-	1.30	-	-	-	-	3,000
3,050	-	-	-	-	-	-	0.00	0.00	0.00	-	496.00	-	-	-	-	-	-	-	-	-	-	-	0.00	0.00	0.00	-	2.30	-	-	-	-	3,050
3,100	-	-	-	-	-	-	0.00	0.00	0.00	-	448.00	-	-	-	-	-	-	-	-	-	-	-	0.00	0.00	0.00	-	4.00	-	-	-	-	3,100
3,150	0.00	0.00	0.00	-	397.00	-	-	0.00	0.00	0.00	-	400.00	-	-	-	0.00	0.00	0.00	-	0.32	-	-	0.00	0.00	0.00	-	6.70	-	-	-	-	3,150
3,200	0.00	0.00	0.00	-	347.00	-	-	0.00	0.00	0.00	-	355.00	-	-	-	0.00	0.00	0.00	-	0.85	-	-	0.00	0.00	0.00	-	10.75	-	-	-	-	3,200
3,250	0.00	0.00	0.00	-	299.00	-	-	0.00	0.00	0.00	-	311.00	-	-	-	0.00	0.00	0.00	-	2.10	-	-	0.00	0.00	0.00	-	16.50	-	-	-	-	3,250
3,300	0.00	0.00	0.00	-	251.00	-	-	0.00	0.00	0.00	-	269.00	-	-	-	0.00	0.00	0.00	-	4.50	-	40	0.00	0.00	0.00	-	24.50	-	-	-	-	3,300
3,350	0.00	0.00	0.00	-	206.00	-	-	0.00	0.00	0.00	-	229.00	-	-	-	0.00	0.00	0.00	-	9.10	-	10	0.00	0.00	0.00	-	35.00	-	-	-	-	3,350
3,400	0.00	0.00	0.00	-	164.00	-	-	0.00	0.00	0.00	-	193.00	-	-	-	0.00	0.00	0.00	-	16.75	-	20	0.00	0.00	0.00	-	48.50	-	-	-	-	3,400
3,450	0.00	0.00	0.00	-	126.00	-	20	0.00	0.00	0.00	-	160.00	-	-	-	0.00	0.00	0.00	-	28.75	-	30	0.00	0.00	0.00	-	65.50	-	-	-	-	3,450
3,500	0.00	0.00	0.00	-	92.50	-	20	115.00	115.00	115.00	115.00	115.00	20	40	-	0.00	0.00	0.00	-	45.75	-	61	97.50	97.50	97.50	97.50	97.50	20	-	-	-	3,500
3,550	0.00	0.00	0.00	-	65.50	-	1	0.00	0.00	0.00	-	105.00	-	-	-	0.00	0.00	0.00	-	68.50	-	-	0.00	0.00	0.00	-	110.00	-	1	-	-	3,550
3,600	32.00	40.00	32.00	40.00	40.00	6	75	0.00	0.00	0.00	-	83.50	-	-	-	0.00	40.00	0.00	-	97.50	-	-	0.00	0.00	0.00	-	138.00	-	-	-	-	3,600
3,650	23.75	23.75	23.75	23.75	23.75	20	205	0.00	0.00	0.00	-	65.00	-	20	-	0.00	23.75	0.00	-	131.00	-	-	0.00	0.00	0.00	-	170.00	-	-	-	-	3,650
3,700	0.00	0.00	0.00	-	17.50	-	10	0.00	0.00	0.00	-	49.50	-	-	-	0.00	0.00	0.00	-	170.00	-	-	0.00	0.00	0.00	-	204.00	-	-	-	-	3,700
3,750	0.00	0.00	0.00	-	10.25	-	-	0.00	0.00	0.00	-	37.25	-	-	-	0.00	0.00	0.00	-	213.00	-	-	0.00	0.00	0.00	-	242.00	-	-	-	-	3,750
3,800	0.00	0.00	0.00	-	5.70	-	-	0.00	0.00	0.00	-	27.50	-	-	-	0.00	0.00	0.00	-	258.00	-	-	0.00	0.00	0.00	-	282.00	-	-	-	-	3,800
3,850	0.00	0.00	0.00	-	3.00	-	-	0.00	0.00	0.00	-	20.00	-	-	-	0.00	0.00	0.00	-	306.00	-	-	0.00	0.00	0.00	-	324.00	-	-	-	-	3,850
3,900	0.00	0.00	0.00	-	1.50	-	-	0.00	0.00	0.00	-	14.25	-	-	-	0.00	0.00	0.00	-	354.00	-	-	0.00	0.00	0.00	-	368.00	-	-	-	-	3,900
Totals:						26	331					20	60	0	0							0	161				20	1	0	0		
Number of Trades:						6						1		0								0				1		0				

ALPHA SERVICES HOLD (CR)

(Contract Size: 100 Securities, Exercise Style: American, Physical Delivery)

Call Options														Put Options																			
August 2024							September 2024							Other Months		August 2024							September 2024							Other Months		Exercise Price	
Open price	Price max	Price min	Last price	Closing price	Volume	Open Interest	Open price	Price max	Price min	Last price	Closing price	Volume	Open Interest	Volume	Open Interest	Open price	Price max	Price min	Last price	Closing price	Volume	Open Interest	Open price	Price max	Price min	Last price	Closing price	Volume	Open Interest	Volume	Open Interest		
0.850					-	-	0.000	0.000	0.000	0.843	-	-				0.000	0.000	0.000	0.001	-	-				0.000	0.000	0.000	0.001	-	-			0.009
0.900					-	-	0.000	0.000	0.000	0.793	-	-				0.000	0.000	0.000	0.002	-	-				0.000	0.000	0.000	0.002	-	-			0.009
0.950					-	-	0.000	0.000	0.000	0.743	-	-				0.000	0.000	0.000	0.001	-	-				0.000	0.000	0.000	0.001	-	-			0.010
1.000	0.000	0.000	0.000	0.691	-	-	0.000	0.000	0.000	0.693	-	-				0.000	0.000	0.000	0.001	-	-				0.000	0.000	0.000	0.001	-	-			0.010
1.100	0.000	0.000	0.000	0.591	-	-	0.000	0.000	0.000	0.594	-	-				0.000	0.000	0.000	0.001	-	-				0.000	0.000	0.000	0.001	-	-			0.011
1.200	0.000	0.000	0.000	0.492	-	-	0.000	0.000	0.000	0.494	-	-				0.000	0.000	0.000	0.001	-	-				0.000	0.000	0.000	0.001	-	-			0.012
1.300	0.000	0.000	0.000	0.392	-	-	0.000	0.000	0.000	0.395	-	-				0.000	0.000	0.000	0.001	-	-				0.000	0.000	0.000	0.001	-	-			0.013
1.400	0.000	0.000	0.000	0.293	-	-	0.000	0.000	0.000	0.298	-	-				0.000	0.000	0.000	0.001	-	-				0.000	0.000	0.000	0.004	-	-			0.014
1.500	0.000	0.000	0.000	0.199	-	-	0.000	0.000	0.000	0.209	-	-				0.000	0.000	0.000	0.008	-	-				0.000	0.000	0.000	0.014	-	-			0.015
1.600	0.000	0.000	0.000	0.119	-	-	0.000	0.000	0.000	0.133	-	-				0.000	0.000	0.000	0.027	-	-				0.000	0.000	0.000	0.038	-	-			0.016
1.700	0.000	0.000	0.000	0.061	-	-	0.000	0.000	0.000	0.077	-	-				0.000	0.000	0.000	0.069	-	-				0.000	0.000	0.000	0.082	-	-			0.017
1.800	0.000	0.000	0.000	0.026	-	-	0.000	0.000	0.000	0.039	-	-				0.000	0.000	0.000	0.134	-	-				0.000	0.000	0.000	0.144	-	-			0.018
1.900	0.000	0.000	0.000	0.009	-	-	0.000	0.000	0.000	0.018	-	-				0.000	0.000	0.000	0.218	-	-				0.000	0.000	0.000	0.224	-	-			0.019
2.000	0.000	0.000	0.000	0.003	-	-	0.000	0.000	0.000	0.007	-	-				0.000	0.000	0.000	0.311	-	-				0.000	0.000	0.000	0.314	-	-			0.020
2.200	0.000	0.000	0.000	0.001	-	-	0.000	0.000	0.000	0.001	-	-				0.000	0.000	0.000	0.510	-	-				0.000	0.000	0.000	0.510	-	-			0.022
2.400	0.000	0.000	0.000	0.001	-	-	0.000	0.000	0.000	0.001	-	-				0.000	0.000	0.000	0.710	-	-				0.000	0.000	0.000	0.710	-	-			0.024
2.600	0.000	0.000	0.000	0.001	-	-	0.000	0.000	0.000	0.001	-	-				0.000	0.000	0.000	0.910	-	-				0.000	0.000	0.000	0.910	-	-			0.026
Totals:					0	0							0	0									0	0									0
Number of Trades:					0								0										0.00									0	

NATIONAL BANK (CR)

(Contract Size: 100 Securities, Exercise Style: American, Physical Delivery)

Call Options														Put Options																			
August 2024							September 2024							Other Months		August 2024							September 2024							Other Months		Exercise Price	
Exercise Price	Open price	Price max	Price min	Last price	Closing price	Volume	Open Interest	Open price	Price max	Price min	Last price	Closing price	Volume	Open Interest	Volume	Open Interest	Open price	Price max	Price min	Last price	Closing price	Volume	Open Interest	Open price	Price max	Price min	Last price	Closing price	Volume	Open Interest	Volume	Open Interest	Exercise Price
3.400						-	-	0.000	0.000	0.000		4.96	-	-			-	-	0.000	0.000	0.000		0.001	-	-							0.034	
3.600						-	-	0.000	0.000	0.000		4.76	-	-			-	-	0.000	0.000	0.000		0.001	-	-							0.036	
3.800						-	-	0.000	0.000	0.000		4.56	-	-			-	-	0.000	0.000	0.000		0.001	-	-							0.038	
4.000						-	-	0.000	0.000	0.000		4.36	-	-			-	-	0.000	0.000	0.000		0.001	-	-							0.040	
4.400						-	-	0.000	0.000	0.000		3.96	-	-			-	-	0.000	0.000	0.000		0.001	-	-							0.044	
4.800						-	-	0.000	0.000	0.000		3.57	-	-			-	-	0.000	0.000	0.000		0.001	-	-							0.048	
5.200						-	-	0.000	0.000	0.000		3.17	-	-			-	-	0.000	0.000	0.000		0.001	-	-							0.052	
5.600	0.000	0.000	0.000		2.76	-	-	0.000	0.000	0.000		2.77	-	-			0.000	0.000	0.000		0.001	-	-	0.000	0.000	0.000		0.001	-	-			0.056
6.000	0.000	0.000	0.000		2.36	-	-	0.000	0.000	0.000		2.37	-	-			0.000	0.000	0.000		0.001	-	-	0.000	0.000	0.000		0.001	-	-			0.060
6.400	0.000	0.000	0.000		1.96	-	-	0.000	0.000	0.000		1.97	-	-			0.000	0.000	0.000		0.002	-	-	0.000	0.000	0.000		0.003	-	-			0.064
6.800	0.000	0.000	0.000		1.56	-	-	0.000	0.000	0.000		1.58	-	-			0.000	0.000	0.000		0.002	-	-	0.000	0.000	0.000		0.013	-	-			0.068
7.200	0.000	0.000	0.000		1.17	-	-	0.000	0.000	0.000		1.21	-	-			0.000	0.000	0.000		0.011	-	-	0.000	0.000	0.000		0.042	-	-			0.072
7.600	0.000	0.000	0.000		0.806	-	-	0.000	0.000	0.000		0.879	-	-			0.000	0.000	0.000		0.047	-	-	0.000	0.000	0.000		0.105	-	-			0.076
8.000	0.300	0.300	0.300	0.300	0.300	4	4	0.000	0.000	0.000		0.598	-	-			0.000	0.000	0.000		0.138	-	-	0.000	0.000	0.000		0.223	-	-			0.080
8.400	0.000	0.000	0.000		0.270	-	-	0.000	0.000	0.000		0.378	-	-			0.000	0.000	0.000		0.310	-	-	0.000	0.000	0.000		0.403	-	-			0.084
8.800	0.000	0.000	0.000		0.126	-	-	0.000	0.000	0.000		0.224	-	-			0.000	0.000	0.000		0.566	-	-	0.000	0.000	0.000		0.650	-	-			0.088
9.200	0.000	0.000	0.000		0.050	-	-	0.000	0.000	0.000		0.121	-	-			0.000	0.000	0.000		0.892	-	-	0.000	0.000	0.000		0.948	-	-			0.092
9.600	0.000	0.000	0.000		0.018	-	-	0.000	0.000	0.000		0.062	-	-			0.000	0.000	0.000		1.26	-	-	0.000	0.000	0.000		1.29	-	-			0.096
10.000	0.000	0.000	0.000		0.005	-	-	0.000	0.000	0.000		0.030	-	-			0.000	0.000	0.000		1.65	-	-	0.000	0.000	0.000		1.66	-	-			0.100
11.000	0.000	0.000	0.000		0.001	-	-	0.000	0.000	0.000		0.004	-	-			0.000	0.000	0.000		2.65	-	-	0.000	0.000	0.000		2.65	-	-			0.110
Totals:						4	4						0	0	0	0	0					4	0					0	0	0	0	0	
Number of Trades:						1							0	0	0	0	0					0.00					0	0	0	0	0		

OPAP (CR)

(Contract Size: 100 Securities, Exercise Style: American, Physical Delivery)

Exercise Price	Call Options													Put Options																				
	August 2024						September 2024						Other Months		August 2024						September 2024						Other Months		Exercise Price					
	Open price	Price max	Price min	Last price	Closing price	Volume	Open Interest	Open price	Price max	Price min	Last price	Closing price	Volume	Open Interest	Volume	Open Interest	Open price	Price max	Price min	Last price	Closing price	Volume	Open Interest	Open price	Price max	Price min	Last price	Closing price		Volume	Open Interest	Volume	Open Interest	
9.600	0.000	0.000	0.000	6.37	-	-	0.000	0.000	0.000	6.39	-	-				0.000	0.000	0.000	0.001	-	-				0.000	0.000	0.000	0.001		-	-			
10.000	0.000	0.000	0.000	5.97	-	-	0.000	0.000	0.000	5.99	-	-				0.000	0.000	0.000	0.001	-	-				0.000	0.000	0.000	0.001	-	-				0.100
11.000	0.000	0.000	0.000	4.97	-	-	0.000	0.000	0.000	5.00	-	-				0.000	0.000	0.000	0.001	-	-				0.000	0.000	0.000	0.001	-	-				0.110
12.000	0.000	0.000	0.000	3.98	-	-	0.000	0.000	0.000	4.00	-	-				0.000	0.000	0.000	0.001	-	-				0.000	0.000	0.000	0.001	-	-				0.120
13.000	0.000	0.000	0.000	2.98	-	-	0.000	0.000	0.000	3.00	-	-				0.000	0.000	0.000	0.001	-	-				0.000	0.000	0.000	0.003	-	-				0.130
14.000	0.000	0.000	0.000	1.98	-	5	0.000	0.000	0.000	2.04	-	-				0.000	0.000	0.000	0.002	-	20				0.000	0.000	0.000	0.033	-	-				0.140
15.000	0.000	0.000	0.000	1.03	-	-	0.000	0.000	0.000	1.18	-	-				0.000	0.000	0.000	0.048	-	15				0.000	0.000	0.000	0.173	-	-				0.150
16.000	0.000	0.000	0.000	0.332	-	50	0.000	0.000	0.000	0.551	-	6				0.000	0.000	0.000	0.353	-	-				0.000	0.000	0.000	0.544	-	-				0.160
17.000	0.000	0.000	0.000	0.054	-	-	0.000	0.000	0.000	0.204	-	-				0.000	0.000	0.000	1.08	-	-				0.000	0.000	0.000	1.20	-	-				0.170
18.000	0.000	0.000	0.000	0.004	-	-	0.000	0.000	0.000	0.056	-	-				0.000	0.000	0.000	2.04	-	-				0.000	0.000	0.000	2.06	-	-				0.180
19.000	0.000	0.000	0.000	0.001	-	-	0.000	0.000	0.000	0.012	-	-				0.000	0.000	0.000	3.04	-	-				0.000	0.000	0.000	3.04	-	-				0.190
20.000	0.000	0.000	0.000	0.001	-	-	0.000	0.000	0.000	0.002	-	-				0.000	0.000	0.000	4.04	-	-				0.000	0.000	0.000	4.04	-	-				0.200
22.000	0.000	0.000	0.000	0.001	-	-	0.000	0.000	0.000	0.001	-	-				0.000	0.000	0.000	6.04	-	-				0.000	0.000	0.000	6.04	-	-				0.220
24.000							0.000	0.000	0.000	0.001	-	-																						0.240
Totals:						0	55					0	6	0	0							0	35						0	3	0	0		
Number of Trades:						0						0		0								0.00							0		0			

OTE (CR)

(Contract Size: 100 Securities, Exercise Style: American, Physical Delivery)

Call Options														Put Options																					
Exercise Price	August 2024						September 2024						Other Months		August 2024						September 2024						Other Months		Exercise Price						
	Open price	Price max	Price min	Last price	Closing price	Volume	Open Interest	Open price	Price max	Price min	Last price	Closing price	Volume	Open Interest	Volume	Open Interest	Open price	Price max	Price min	Last price	Closing price	Volume	Open Interest	Open price	Price max	Price min	Last price	Closing price		Volume	Open Interest	Volume	Open Interest		
9.200	0.000	0.000	0.000		5.04	-	-	0.000	0.000	0.000		5.06	-	-			0.000	0.000	0.000		0.001	-	-	0.000	0.000	0.000		0.001	-	-			0.092		
9.600	0.000	0.000	0.000		4.64	-	-	0.000	0.000	0.000		4.66	-	-			0.000	0.000	0.000		0.001	-	-	0.000	0.000	0.000		0.001	-	-			0.096		
10.000	0.000	0.000	0.000		4.24	-	-	0.000	0.000	0.000		4.26	-	-			0.000	0.000	0.000		0.001	-	-	0.000	0.000	0.000		0.001	-	-			0.100		
11.000	0.000	0.000	0.000		3.24	-	-	0.000	0.000	0.000		3.27	-	-			0.000	0.000	0.000		0.001	-	-	0.000	0.000	0.000		0.009	-	-			0.110		
12.000	0.000	0.000	0.000		2.25	-	-	0.000	0.000	0.000		2.28	-	-			0.000	0.000	0.000		0.001	-	-	0.000	0.000	0.000		0.011	-	-			0.120		
13.000	0.000	0.000	0.000		1.26	-	40	0.000	0.000	0.000		1.37	-	-			0.000	0.000	0.000		0.018	-	5	0.000	0.000	0.000		0.094	-	-			0.130		
14.000	0.000	0.000	0.000		0.460	-	-	0.000	0.000	0.000		0.654	-	-			0.000	0.000	0.000		0.212	-	10	0.267	0.267	0.267	0.267	0.267	5	15			0.140		
15.000	0.000	0.000	0.000		0.084	-	1	0.000	0.000	0.000		0.236	-	-			0.000	0.000	0.000		0.839	-	-	0.000	0.000	0.000		0.966	-	-			0.150		
16.000	0.000	0.000	0.000		0.007	-	-	0.000	0.000	0.000		0.065	-	-			0.000	0.000	0.000		1.77	-	-	0.000	0.000	0.000		1.80	-	-			0.160		
17.000	0.000	0.000	0.000		0.001	-	-	0.000	0.000	0.000		0.012	-	-			0.000	0.000	0.000		2.77	-	-	0.000	0.000	0.000		2.77	-	-			0.170		
18.000	0.000	0.000	0.000		0.001	-	-	0.000	0.000	0.000		0.002	-	-			0.000	0.000	0.000		3.77	-	-	0.000	0.000	0.000		3.77	-	-			0.180		
19.000	0.000	0.000	0.000		0.001	-	-	0.000	0.000	0.000		0.001	-	-			0.000	0.000	0.000		4.77	-	-	0.000	0.000	0.000		4.77	-	-			0.190		
20.000	0.000	0.000	0.000		0.001	-	-	0.000	0.000	0.000		0.001	-	-			0.000	0.000	0.000		5.77	-	-	0.000	0.000	0.000		5.77	-	-			0.200		
Totals:						0	41							0	0	0	0							0	15							5	15	0	0
Number of Trades:						0							0	0							0.00							1	0						

PIRAEUS FINANCIAL HOLD (CR)

(Contract Size: 100 Securities, Exercise Style: American, Physical Delivery)

Call Options															Put Options																		
August 2024							September 2024							Other Months		August 2024							September 2024							Other Months		Exercise Price	
Open price	Price max	Price min	Last price	Closing price	Volume	Open Interest	Open price	Price max	Price min	Last price	Closing price	Volume	Open Interest	Volume	Open Interest	Open price	Price max	Price min	Last price	Closing price	Volume	Open Interest	Open price	Price max	Price min	Last price	Closing price	Volume	Open Interest	Volume	Open Interest		
1.800					-	-	0.000	0.000	0.000		2.02	-	-			-	-	0.000	0.000	0.000		0.001	-	-			-	-			0.018		
1.900					-	-	0.000	0.000	0.000		1.92	-	-			-	-	0.000	0.000	0.000		0.001	-	-			-	-			0.019		
2.000					-	-	0.000	0.000	0.000		1.82	-	-			-	-	0.000	0.000	0.000		0.001	-	-			-	-			0.020		
2.200					-	-	0.000	0.000	0.000		1.62	-	-			-	-	0.000	0.000	0.000		0.001	-	-			-	-			0.022		
2.400	0.000	0.000	0.000		1.41	-	-	0.000	0.000	0.000		1.42	-	-			0.000	0.000	0.000		0.001	-	-			0.001	-	-			0.024		
2.600	0.000	0.000	0.000		1.21	-	-	0.000	0.000	0.000		1.22	-	-			0.000	0.000	0.000		0.001	-	-			0.001	-	-			0.026		
2.800	0.000	0.000	0.000		1.01	-	-	0.000	0.000	0.000		1.02	-	-			0.000	0.000	0.000		0.001	-	-			0.001	-	-			0.028		
3.000	0.000	0.000	0.000		0.814	-	-	0.000	0.000	0.000		0.823	-	-			0.000	0.000	0.000		0.001	-	-			0.003	-	-			0.030		
3.200	0.000	0.000	0.000		0.615	-	-	0.000	0.000	0.000		0.632	-	-			0.000	0.000	0.000		0.001	-	-			0.012	-	-			0.032		
3.400	0.000	0.000	0.000		0.422	-	20	0.000	0.000	0.000		0.458	-	-			0.000	0.000	0.000		0.007	-	-			0.037	-	-			0.034		
3.600	0.000	0.000	0.000		0.250	-	-	0.000	0.000	0.000		0.308	-	-			0.000	0.000	0.000		0.036	-	-			0.087	-	-			0.036		
3.800	0.000	0.000	0.000		0.122	-	-	0.000	0.000	0.000		0.191	-	-			0.000	0.000	0.000		0.107	-	-			0.169	-	-			0.038		
4.000	0.000	0.000	0.000		0.047	-	-	0.000	0.000	0.000		0.110	-	-			0.000	0.000	0.000		0.233	-	-			0.289	-	-			0.040		
4.400	0.000	0.000	0.000		0.003	-	-	0.000	0.000	0.000		0.028	-	-			0.000	0.000	0.000		0.591	-	-			0.609	-	-			0.044		
4.800	0.000	0.000	0.000		0.001	-	-	0.000	0.000	0.000		0.005	-	-			0.000	0.000	0.000		0.990	-	-			0.990	-	-			0.048		
5.200	0.000	0.000	0.000		0.001	-	-	0.000	0.000	0.000		0.001	-	-			0.000	0.000	0.000		1.39	-	-			1.39	-	-			0.052		
5.600	0.000	0.000	0.000		0.001	-	-	0.000	0.000	0.000		0.001	-	-			0.000	0.000	0.000		1.79	-	-			1.79	-	-			0.056		
6.000	0.000	0.000	0.000		0.001	-	-	0.000	0.000	0.000		0.001	-	-			0.000	0.000	0.000		2.19	-	-			2.19	-	-			0.060		
6.400					-	-	0.000	0.000	0.000		0.001	-	-			-	-	0.000	0.000	0.000		2.59	-	-			-	-			0.064		
Totals:					0	20						0	0			0	0					0	0					0	0			0	0
Number of Trades:					0							0	0			0	0					0	0					0	0			0	0

PPC (CR)

(Contract Size: 100 Securities, Exercise Style: American, Physical Delivery)

Call Options														Put Options																		
August 2024							September 2024							Other Months		August 2024							September 2024							Other Months		Exercise Price
Open price	Price max	Price min	Last price	Closing price	Volume	Open Interest	Open price	Price max	Price min	Last price	Closing price	Volume	Open Interest	Volume	Open Interest	Open price	Price max	Price min	Last price	Closing price	Volume	Open Interest	Open price	Price max	Price min	Last price	Closing price	Volume	Open Interest	Volume	Open Interest	
6.800					-	-	0.000	0.000	0.000		4.75	-	-			-	-	0.000	0.000	0.000		0.001	-	-								0.068
7.200					-	-	0.000	0.000	0.000		4.35	-	-			-	-	0.000	0.000	0.000		0.001	-	-								0.072
7.600					-	-	0.000	0.000	0.000		3.95	-	-			-	-	0.000	0.000	0.000		0.001	-	-								0.076
8.000					-	-	0.000	0.000	0.000		3.56	-	-			-	-	0.000	0.000	0.000		0.001	-	-								0.080
8.400	0.000	0.000	0.000		3.14	-	-	0.000	0.000	0.000		3.16	-	-		0.000	0.000	0.000		0.001	-	-		0.000	0.000	0.000		0.001	-	-		0.084
8.800	0.000	0.000	0.000		2.74	-	-	0.000	0.000	0.000		2.76	-	-		0.000	0.000	0.000		0.001	-	-		0.000	0.000	0.000		0.004	-	-		0.088
9.200	0.000	0.000	0.000		2.34	-	-	0.000	0.000	0.000		2.37	-	-		0.000	0.000	0.000		0.001	-	-		0.000	0.000	0.000		0.012	-	-		0.092
9.600	0.000	0.000	0.000		1.94	-	-	0.000	0.000	0.000		1.99	-	-		0.000	0.000	0.000		0.001	-	-		0.000	0.000	0.000		0.030	-	-		0.096
10.000	0.000	0.000	0.000		1.55	-	-	0.000	0.000	0.000		1.63	-	-		0.000	0.000	0.000		0.006	-	-		0.000	0.000	0.000		0.066	-	-		0.100
11.000	0.000	0.000	0.000		0.664	-	55	0.796	0.796	0.796	0.796	0.796	5	-		0.000	0.000	0.000		0.121	-	5		0.000	0.000	0.000		0.297	-	-		0.110
12.000	0.000	0.000	0.000		0.154	-	4	0.000	0.000	0.000		0.363	-	-		0.000	0.000	0.000		0.611	-	2		0.000	0.000	0.000		0.799	-	-		0.120
13.000	0.000	0.000	0.000		0.017	-	-	0.000	0.000	0.000		0.123	-	-		0.000	0.000	0.000		1.48	-	-		0.000	0.000	0.000		1.56	-	-		0.130
14.000	0.000	0.000	0.000		0.001	-	-	0.000	0.000	0.000		0.033	-	-		0.000	0.000	0.000		2.47	-	-		0.000	0.000	0.000		2.48	-	-		0.140
15.000	0.000	0.000	0.000		0.001	-	-	0.000	0.000	0.000		0.007	-	-		0.000	0.000	0.000		3.47	-	-		0.000	0.000	0.000		3.47	-	-		0.150
16.000	0.000	0.000	0.000		0.001	-	-	0.000	0.000	0.000		0.001	-	-		0.000	0.000	0.000		4.47	-	-		0.000	0.000	0.000		4.47	-	-		0.160
17.000	0.000	0.000	0.000		0.001	-	-	0.000	0.000	0.000		0.001	-	-		0.000	0.000	0.000		5.47	-	-		0.000	0.000	0.000		5.47	-	-		0.170
18.000					-	-	0.000	0.000	0.000		0.001	-	-			-	-	0.000	0.000	0.000		6.47	-	-								0.180
Totals:					0	59						5	0	0	0	0	7						0	0	0	0	0	0	0	0	0	0
Number of Trades:					0							1	0	0	0	0.00							0	0	0	0	0	0	0	0	0	0

Lending Products	Underlying Title	Open Interest[5]	Multilateral Transactions[1]				Bilateral Transactions[2]		Stock Borrowing through OTC (volume)[3]	
			Volume(Offered)	Average Weighted	Transactions volume	Average Weighted	Transactions Volume	Average Weighted	Transactions Volume	
ADMIEBOR	ADMIE (IPTO) HOLDING S.A. (CR)	---	---	---	---	---	400	0.01%	249,440	
AEGNBOR	AEGEAN AIRLINES (CR)	---	---	---	---	---	---	---	343,043	
AETFBOR	ALPHA ETF FTSE Athex Large Cap	---	---	---	---	---	---	---	---	
ALPHABOR	ALPHA SERVICES HOLD (CR)	10,000	---	---	---	---	---	---	63,343,995	
AIABOR	ATHENS INTL AIRPORT (CR)	---	---	---	---	---	---	---	191,274	
ACAGBOR	AUSTRIACARD (CB)	---	---	---	---	---	---	---	---	
OTOELBOR	AUTOHELLAS SA (CR)	1,500	---	---	---	---	---	---	73,689	
AVAXBOR	AVAX S.A. (CR)	---	---	---	---	---	---	---	---	
EEEBOR	CC HBC AG (CR)	14,293	---	---	172	4.75%	---	---	77,221	
CENERBOR	CENERGY HOLDINGS (CB)	---	---	---	---	---	---	---	7,689	
DIMANDBOR	DIMAND (CR)	---	---	---	---	---	---	---	88,800	
ELLAKTORBOR	ELLAKTOR (CR)	2,681	---	---	---	---	---	---	184,218	
ELHABOR	ELVALHALCOR (CR)	788	---	---	---	---	---	---	151,960	
EPSILBOR	EPSILON NET (CR)	---	---	---	---	---	---	---	8,000	
EUROBBOR	EUROBANK HOLDINGS (CR)	112,000	---	---	---	---	---	---	34,847,360	
EYDAPBOR	EYDAP S.A. (CR)	845	---	---	---	---	---	---	204,465	
FOYRKBOR	FOURLIS (CR)	230	---	---	---	---	---	---	42,773	
GEKTERNABOR	GEK TERNA (CR)	---	---	---	---	---	---	---	3,875	
SARBOR	GR. SARANTIS S.A. (CR)	3,467	---	---	---	---	---	---	16,411	
EXAEBOR	HELLENIC EXCHANGES-A.S.E. (CR)	---	---	---	---	---	---	---	152,047	
ELPEBOR	HELLENIQ ENERGY (CR)	---	---	---	---	---	---	---	994,897	
INTEKBOR	IDEAL HOLDINGS (CR)	---	---	---	---	---	---	---	14,800	
INTRKBOR	INTRACOM HOLDINGS (CR)	---	---	---	---	---	---	---	2,700	
INKATBOR	INTRAKAT (CR)	---	---	---	---	---	---	---	516,163	
INLOTBOR	INTRALOT (CR)	---	---	---	---	---	---	---	322,055	
BELABOR	JUMBO SA (CR)	---	---	---	---	---	---	---	205,735	
KRIBOR	KRI-KRI S.A. (CR)	---	---	---	---	---	---	---	140	
LAMDABOR	LAMDA DEVELOPMENT SA (CR)	---	---	---	---	---	---	---	223,277	
LAVIBOR	LAVIPHARM SA (CR)	---	---	---	---	---	---	---	---	
MYTILBOR	METLEN ENERGY & METALS (CR)	1,000	---	---	---	---	---	---	161,599	
MIGBOR	MIG (CR)	541	---	---	---	---	---	---	40,179	

Stock Lending Notes

[1] - Multilateral contracts Lending or Borrowing as per Methods 8-1, 8-2 and 8-3-3 (According to ATHEX BoD Resolution No.17)

[2] - Bilateral Contracts Lending or Borrowing as per Methods 8-3-1 and 8-3-2 & Contracts as per Method 4 (According to ATHEX BoD Resolution No.20)

[3] - The information concerning OTC Stock Borrowing Transactions is based on the statements of the Dematerialised Securities System (DSS) operators involved and refers to volumes that have been registered up until the previous working day.

[4] - Average Price (Volume weighted)

[5] - The Data concerning Open Interest before the start of trading session

Lending Products	Underlying Title	Open Interest[5]	Multilateral Transactions[1]				Bilateral Transactions[2]		Stock Borrowing through OTC (volume)[3]	
			Volume(Offered)	Average Weighted	Transactions volume	Average Weighted	Transactions Volume	Average Weighted	Transactions Volume	
MOHBOR	MOTOR OIL (CR)	1,000	---	---	---	---	---	---	1,097,992	
ETEBOR	NATIONAL BANK (CR)	58,000	---	---	---	---	---	---	11,246,613	
OPAPBOR	OPAP (CR)	2,000	---	---	---	---	---	---	1,788,887	
OPTIMABOR	OPTIMA BANK (CR)	6,000	---	---	---	---	---	---	1,320,917	
HTOBOR	OTE (CR)	---	---	---	---	---	---	---	1,665,711	
PPABOR	P.P.A. S.A. (CR)	1,000	---	---	---	---	---	---	71,044	
TPEIRBOR	PIRAEUS FINANCIAL HOLD (CR)	5,000	---	---	---	---	---	---	13,651,414	
PPCBOR	PPC (CR)	2,000	---	---	---	---	---	---	1,468,344	
PROFBOR	PROFILE SA (CR)	---	---	---	---	---	---	---	6,286	
QUESTBOR	QUEST HOLDINGS (CR)	391	---	---	---	---	---	---	16,331	
OLYMPBOR	TECHNICAL OLYMPIC SA (CR)	---	---	---	---	---	---	---	---	
TENERGYBOR	TERNA ENERGY (CR)	---	---	---	---	---	---	---	596,313	
EYAPSBOR	THESSALONIKA WATER & SEWERAGE	---	---	---	---	---	---	---	---	
PLATBOR	THRACE PLASTICS SA (CR)	---	---	---	---	---	---	---	16,596	
TITCBOR	TITAN CEMENT (CB)	---	---	---	---	1,100	0.01%	---	227,712	
VIOBOR	VIOHALCO SA/NV (CB)	744	---	---	---	---	---	---	---	

Stock Lending Notes

[1] - Multilateral contracts Lending or Borrowing as per Methods 8-1, 8-2 and 8-3-3 (According to ATHEX BoD Resolution No.17)

[2] - Bilateral Contracts Lending or Borrowing as per Methods 8-3-1 and 8-3-2 & Contracts as per Method 4 (According to ATHEX BoD Resolution No.20)

[3] - The information concerning OTC Stock Borrowing Transactions is based on the statements of the Dematerialised Securities System (DSS) operators involved and refers to volumes that have been registered up until the previous working day.

[4] - Average Price (Volume weighted)

[5] - The Data concerning Open Interest before the start of trading session

Sectors codification for listed companies

12003-	ETF	10101010	Computer Services
10101015	Software	10102030	Computer Hardware
15101010	Telecommunications Equipment	15102015	Telecommunications Services
20101010	Health Care Facilities	20101025	Health Care Services
20102010	Medical Equipment	20103015	Pharmaceuticals
30101010	Banks	30202000	Diversified Financial Services
30202010	Asset Managers & Custodians	30202015	Investment Services
30204000	Closed End Investments	30302010	Full Line Insurance
30302015	Insurance Brokers	30302025	Property and Casualty Insurance
35101010	Real Estate Holding and Development	35101015	Real Estate Services
35102000	Diversified REITs	35102030	Office REITs
35102045	Retail REITs.	40201040	Rental & Leasing Services: Consumer
40202010	Home Construction	40202015	Household Furnishings
40202020	Household Appliance	40203040	Electronic Entertainment
40204020	Clothing & Accessories	40301010	Entertainment
40301030	Publishing	40301035	Radio & TV Broadcasters
40401010	Diversified Retailers	40401020	Apparel Retailers
40401025	Home Improvement Retailers	40401030	Specialty Retailers
40501010	Airlines	40501015	Travel & Tourism
40501020	Casinos & Gambling	40501025	Hotels & Motels
45101015	Distillers & Vintners	45101020	Soft Drinks
45102010	Farming Fishing Ranching & Plantations	45102020	Food Products
45103010	Tobacco	45201010	Food Retailers & Wholesalers
45201020	Personal Products	50101010	Construction
50101020	Building Roof/Wallboard and Plumbing	50101030	Cement
50101035	Building Materials: Other	50202010	Electrical Components
50203015	Plastics	50203030	Containers & Packaging
50204000	Machinery: Industrial	50204020	Machinery: Construction & Handling
50205010	Industrial Suppliers	50205020	Back Office Support HR & Consulting
50205030	Forms & Bulk Printing Services	50206015	Commercial Vehicles & Parts
50206030	Marine Transportation	50206060	Transportation Services
55101000	Diversified Materials	55101020	Textile Products
55102000	General Mining	55102010	Iron & Steel
55102015	Metal Fabricating	55102035	Aluminum
60101020	Oil Refining and Marketing	65101010	Alternative Electricity
65101015	Conventional Electricity	65102000	Multi-Utilities
65102030	Water		



ATHEX
Athens Stock Exchange

Λεωφ. Αθηνών 110 104 42 Αθήνα
110, Athinon Ave. GR 104 42 Athens
tel. (+30)210-33.66.800, fax (+30)210-33.66.101
www.athexgroup.gr