

24

Ημερήσιο Δελτίο  
Συναλλακτικής Δραστηριότητας

Daily Official List  
of Trading Activity

Wednesday, 17 July, 2024

Year: 145 Trading Day No: 133



**ATHEXGROUP**  
Athens Exchange Group

**Disclaimer:**

Hellenic Exchanges-Athens Stock Exchange S.A endeavours to ensure that the data and other material ("Information") presented on the Daily Official List are accurate and complete, but it is not liable for any errors or omissions of data or /and for the accuracy, credibility, updating and completeness of the aforesaid information nor it has any liability arising directly or indirectly from the use of the above Information.

The Company is not liable for the accuracy of the data included in listed companies' announcements. Only the sender of such an announcement is fully and solely liable for any infringement of third party's rights from the content of such announcement. All contents of the Daily Official List are provided only for information purposes and do not constitute investment advice or solicitation to invest in securities or other products listed for trading on the Exchange.

You acknowledge and agree that the Company is the owner of any property rights related to any Information appearing on the Daily Official List including intellectual property rights copyright, trademarks, etc.

The above data are a property of the Hellenic Exchanges-Athens Exchange and are copyright protected. Users are forbidden to reproduce, modify, copy, sale, transmit or redistribute, by all reproduction means and methods, part or the whole of the above data, without reference to their source.

The commercial exploitation of these data is, also, forbidden by third parties. Hellenic Exchanges-Athens Exchange does not carry any responsibility, direct or indirect, derived from usage or accidental alteration of the above data when used by third parties.

---

**Hellenic Exchanges – Athens Stock Exchange S.A.**

110 Athinon Ave., 10442 Athens, Tel: (210) 33.66.800, Fax: (210) 32.13.938

[www.athexgroup.gr](http://www.athexgroup.gr)

---

**Thessalonica Stock Exchange Center (T.S.E.C)**

16-18 Katouni Str., Thessalonica 546 25 Tel: (2310) 567.667, Fax: (2310) 530.545

---

**Athex Members Guarantee Fund**

14-16 Fidiou Str., Athens 106 78, Tel: (210) 33.04.682, Fax: (210) 33.04.155

---

**Hellenic Republic Capital Market Commission**

1 Kolokotroni Str. & 1 Stadiou Str., Athens 10562 Tel: (210) 33.77.100 Fax: (210) 33.77.173

---

**Table of Contents**

---

**Section 1: Statistical Figures of Securities, Derivatives and Lending**

Summary of Markets

Athex Indices

Analytic Figures for Athex Market's Boards and Categories

Trading Details by Athex Sectors and Financial Instruments (ETFs)

Top 10 best &amp; worst performing Shares

Derivatives Summary

**Section 2: Analytic Figures of Shares Transactions**

Analytic Figures of Shares Transactions

Shares' Notes

**Section 3: Figures of Securities Transactions**

Securities Blocks Details

Shares Rights Details

Stock Borrowing

Forced Sales Details

Forced Sales Registered Shares

Exchange Traded Funds (ETFs) Characteristics

**Section 5: Bonds traded in Fixed Income Assets Market**

Convertible Corporate Bonds - Regulated Market

Non Convertible Corporate Bonds - Regulated Market

Government Bonds

Treasury Bills &amp; Zero Coupon Government Bonds

Government Bonds Traded with the Open Outcry Method

State Banks Bonds

**Section 6: Additional Infos**

Athex &amp; ATHEXClear Members List

List of Stocks under Market Making operations

**Section 7: Derivatives Market Analytic Figures**

Index Futures

Stock Futures

Index Options

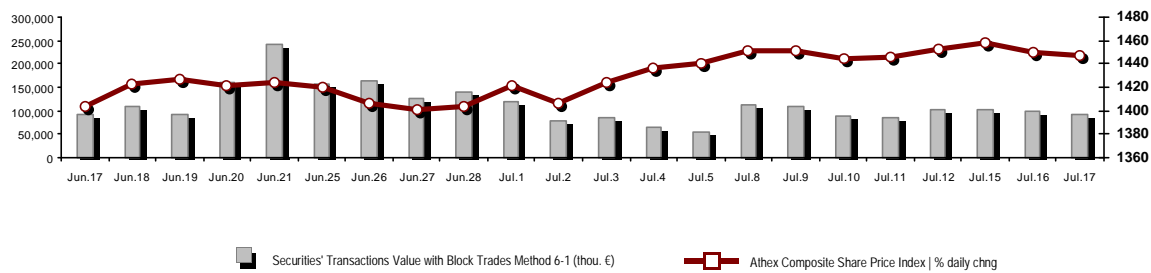
Stock Options

Stock Lending Analytic Figures

**Appendix A: Sectors codification for listed companies**

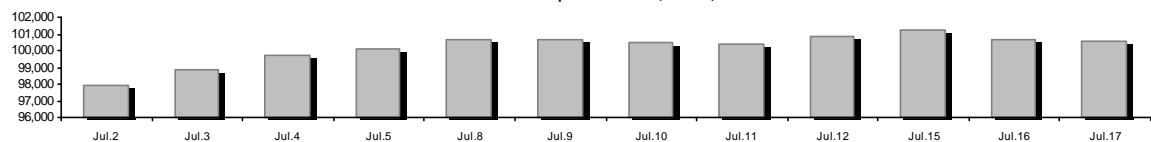
## Summary of Markets

Athex Composite Share Price Index vs Shares and Derivatives Transactions Value

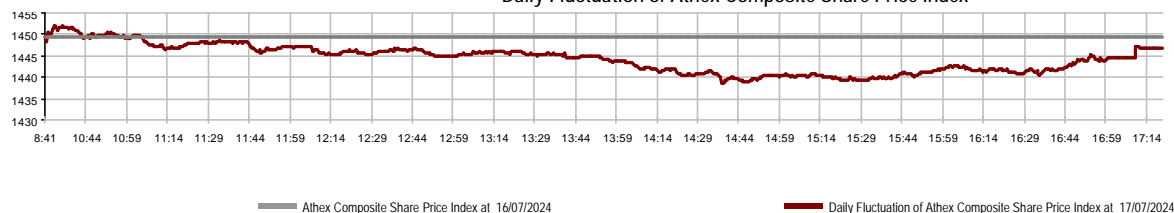


Athex Capitalisation (mill. €) **:	100,596.69		Derivatives Total Open Interest	467,876	
Daily change: mill. €   %	-51.62	-0.05%	in Index Futures   % daily chng	5,746	0.00%
Yearly Avg Capitalisation: mill. €   % chng prev year Avg	97,296.76	21.04%	in Stock Futures   % daily chng	460,349	0.00%
Athex Composite Share Price Index   % daily chng	1,446.92	-0.17%	in Index Options   % daily chng	1,170	0.00%
Athex Composite Share Price Index Capitalisation (mill. €)	92,581.46		in Stock Options   % daily chng	611	0.00%
Daily change (mill. €)	-51.13				
Securities' Transactions Value with Block Trades Method 6-1 (t)	90,380.61		Derivatives Contracts Volume:	19,203	
Daily change: %	-8,004.33	-8.14%	Daily change: pieces   %	-185	-0.95%
YtD Avg Trans. Value: thou. €   % chng prev year Avg	136,267.59	24.37%	YtD Avg Derivatives Contracts % chng prev year Avg	39,135	-10.98%
Blocks Transactions Value of Method 6-1 (thou. €)	9,577.33		Derivatives Trades Number:	1,583	
Blocks Transactions Value of Method 6-2 & 6-3 (thou. €)	0.00		Daily change: number   %	364	29.86%
Bonds Transactions Value (thou.€)	848.13		YtD Avg Trades number % chng prev year Avg	1,984	-14.88%
Securities' Transactions Volume with Block Trades Method 6-1 (tho)	16,801.22		Lending Total Open Interest	209,015	
Daily change: thou. pieces   %	-642.05	-3.68%	Daily change: pieces   %	-1,800	-0.85%
YtD Avg Volume: % chng prev year Avg	30,132.51	-10.37%	Lending Volume (Multilateral/Bilateral)	2,134	
Blocks Transactions Volume of Method 6-1 (thou. Pieces)	1,487.22		Daily change: pieces   %	1,134	
Blocks Transactions Volume of Method 6-2 & 6-3 (thou. Pieces)	0.00				
Bonds Transactions Volume	870,000		Multilateral Lending	2,134	
			Bilateral Lending	0	
Securities' Trades Number with Block Trades Method 6-1	30,149		Lending Trades Number:	14	
Daily change: number   %	1,628	5.71%	Daily change: %	13	
YtD Avg Trades number % chng prev year Avg	39,434	8.87%	Multilateral Lending Trades Number	14	
Number of Blocks Method 6-1	13		Bilateral Lending Trades Number	0	
Number of Blocks Method 6-2 & 6-3	0				
Number of Bonds Transactions	170				

Athex Capitalisation (mill. €) \*\*



Daily Fluctuation of Athex Composite Share Price Index



## Athex Indices

Index name	17/07/2024	16/07/2024	pts.	%	Min	Max	Year min	Year max	Year change
Athex Composite Share Price Index	1,446.92 €	1,449.40	-2.48	-0.17%	1,438.62	1,451.99	1,293.14	1,505.35	11.89% #
Athex Composite Index Total Return Index	2,703.57 €	2,708.19	-4.62	-0.17%	2,688.06	2,713.04	2,355.44	2,756.70	14.78% #
Athex ESG Index	1,654.93 €	1,658.13	-3.20	-0.19%	1,643.48	1,660.62	1,471.77	1,722.97	12.44% #
ATHEX Alternative Market Price Index	14,125.26 €	14,192.16	-66.90	-0.47%	14,092.68	14,215.39	9,352.11	15,217.49	51.04% #
FTSE/Athex Large Cap	3,523.65 €	3,530.70	-7.05	-0.20%	3,498.92	3,536.40	3,122.79	3,665.50	12.84% #
FTSE/Athex Mid Cap Index	2,300.64 €	2,305.07	-4.43	-0.19%	2,289.60	2,315.84	2,167.92	2,459.55	2.21% #
FTSE/ATHEX High Dividend Yield Index	3,943.99 €	3,955.07	-11.08	-0.28%	3,924.46	3,966.31	3,752.57	4,217.66	4.58% #
FTSE/Athex Market Index	840.78 €	841.96	-1.18	-0.14%	834.97	843.29	746.82	875.18	12.58% #
FTSE/Athex Banks	1,283.07 €	1,288.22	-5.15	-0.40%	1,267.37	1,290.46	1,057.67	1,349.28	20.86% #
FTSE/ATHEX TECHNOLOGY & TELECOMMUNICAT	5,517.59 €	5,521.52	-3.93	-0.07%	5,480.87	5,528.54	4,915.95	5,705.00	8.78% #
FTSE/ATHEX FINANCIAL SERVICES	6,026.51 €	6,049.79	-23.28	-0.38%	5,953.59	6,060.68	4,996.31	6,339.99	20.19% #
FTSE/ATHEX REAL ESTATE	4,845.13 #	4,804.23	40.90	0.85%	4,770.86	4,854.53	4,507.00	5,120.52	-2.33% €
FTSE/ATHEX CONSUMER DISCRETIONARY	5,132.80 €	5,157.57	-24.77	-0.48%	5,106.16	5,180.98	4,919.19	5,557.48	2.33% #
FTSE/ATHEX CONSUMER STAPLES	6,375.87 €	6,391.30	-15.43	-0.24%	6,362.21	6,418.77	5,069.68	6,491.28	25.30% #
FTSE/ATHEX INDUSTRIALS	6,504.47 #	6,497.66	6.81	0.10%	6,449.96	6,514.27	5,044.08	6,514.27	28.00% #
FTSE/ATHEX BASIC MATERIALS	4,940.36 €	4,955.86	-15.50	-0.31%	4,922.15	4,975.72	4,577.28	5,876.05	1.45% #
FTSE/ATHEX ENERGY & UTILITIES	4,984.23 €	5,022.84	-38.61	-0.77%	4,975.48	5,036.57	4,930.82	5,474.06	-0.07% €
Athex All Share Index	336.99 €	337.17	-0.18	-0.05%	336.99	336.99	304.60	347.29	11.59% #
Hellenic Mid & Small Cap Index	2,084.30 €	2,095.08	-10.78	-0.51%	2,080.56	2,100.16	1,929.00	2,157.15	8.05% #
FTSE/Athex Large Cap Total Return	5,977.38 €	5,989.34	-11.96	-0.20%			5,201.70	6,088.15	15.68% #
FTSE/Athex Mid Cap Total Return	3,131.66 €	3,137.69	-6.03	-0.19%			2,922.90	3,302.69	3.31% #
MSCI GREECE REBASED	5,527.92 €	5,552.53	-24.61	-0.44%	5,484.60	5,561.73	4,984.69	5,837.84	10.90% #
Hellenic Corporate Bond Index	133.79 #	133.78	0.01	0.00%			129.54	133.79	3.20% #
Hellenic Corporate Bond Price Index	91.90 €	91.91	-0.01	-0.01%			90.52	91.91	1.38% #

Note 1: FTSE/Med 100, Hellenic Corporate Bond Price Index and Hellenic Corporate Bond Index closing prices refer to the previous trading day of 15/07/2024.

Note 2: The Hellenic Mid & Small Cap Index is a Customized index calculated by the Athens Exchange.

## Analytic Figures for Athex Market's Boards and Categories

	Total Traded Securities	Main Market	Surveillance	Exchange Traded Funds (ETFs)
Totals	121	116	4	1
Gain / Lose / Same:	41 / 54 / 26	40 / 53 / 23	1 / 0 / 3	0 / 1 / 0
Athex Capitalisation (mill. €) **	100,596.69	100,528.79	67.90	
Daily Average Trans/ons Value(thou.€)	136,267.59	136,082.30	35.82	274.81
Transactions Value	90,380.61	90,273.08	7.27	100.27
Main Board:	80,803.29	80,695.75	7.27	100.27
Blocks Board 6_2_3:	9,577.33	9,577.33	0.00	0.00
Forced Sales Board:	0.00	0.00	0.00	0.00
Special Terms Board:	0.00	0.00	0.00	0.00
Daily Average Transactions Volume	30,132,512	29,987,791	158,835	7,942
Transactions Volume	16,801,222	16,748,229	50,112	2,881
Main Board:	15,314,002	15,261,009	50,112	2,881
Blocks Board 6_2_3:	1,487,220	1,487,220	0	0
Forced Sales Board:	0	0	0	0
Special Terms Board:	0	0	0	0
Daily Average Number of Trades	39,434	39,319	65	50
Number of Trades	30,149	30,091	19	39
Main Board:	30,136	30,078	19	39
Blocks Board 6_2_3:	13	13	0	0
Forced Sales Board:	0	0	0	0
Special Terms Board:	0	0	0	0

## Trading Details by Athex Sectors and Financial Instruments (ETFs)

Code	Sectors	Gain / Lose / Same	Number of Trades	Transactions Volume	Transactions Value	% of Total Trans. Value
3010	- Banks	2 / 4 / 1	9,626	11,280,301	35,931,439.40	39.76%
5510	- Basic Resources	4 / 3 / 4	903	255,242	1,003,365.14	1.11%
5010	- Construction & Materials	4 / 7 / 2	2,245	788,166	4,102,170.71	4.54%
4020	- Consumer Products & Services	3 / 2 / 2	242	56,337	126,740.61	0.14%
6010	- Energy	0 / 4 / 0	3,429	543,086	6,942,114.35	7.68%
12000	- Financial Instruments	0 / 1 / 0	39	2,881	100,268.00	0.11%
3020	- Financial Services	3 / 1 / 0	352	99,395	477,885.85	0.53%
4510	- Food Beverage & Tobacco	4 / 0 / 3	240	51,047	699,985.25	0.77%
2010	- Health Care	0 / 3 / 0	137	54,635	57,864.43	0.06%
5020	- Industrial Goods & Services	4 / 7 / 5	1,346	296,624	2,097,451.09	2.32%
3030	- Insurance	1 / 0 / 0	107	22,183	112,649.74	0.12%
4030	- Media	0 / 0 / 1	1	300	136.80	0.00%
4520	- Personal Care, Drug & Grocery Stores	0 / 2 / 0	161	14,692	131,502.34	0.15%
3510	- Real Estate	6 / 3 / 4	1,054	384,637	2,196,679.34	2.43%
4040	- Retail	1 / 4 / 1	1,614	345,285	7,741,383.71	8.57%
1010	- Technology	2 / 7 / 2	714	492,312	2,435,650.17	2.69%
1510	- Telecommunications	2 / 0 / 0	1,546	439,397	6,162,016.10	6.82%
4050	- Travel & Leisure	3 / 2 / 1	2,500	777,367	6,171,320.60	6.83%
6510	- Utilities	2 / 4 / 0	3,893	897,335	13,889,991.36	15.37%

## Top 10 best &amp; worst performing Shares

## Main Market

With positive Price change			With negative Price change		
	Closing price	change		Closing price	change
DIMAND (CR)	9	4.05% #	BIOKARPET S.A.(CR)	2.37	-5.20% €
KIRIAKOULIS SHIPPING SA (CR)	1.17	3.08% #	KEKROPS SA (CR)	1.5	-5.06% €
INTERLIFE G.C.I.(CR)	5.12	2.81% #	ATHENS MEDICAL CENTER SA (CR)	1.74	-4.13% €
TPA SA (CR)	21.4	2.39% #	DOMIKI KRITIS SA (CR)	3.515	-3.96% €
ATTICA HOLDINGS (CR)	2.59	2.37% #	AS COMPANY SA (CR)	2.78	-3.81% €
CC HBC AG (CR)	32.52	1.62% #	GR. SARANTIS S.A. (CR)	11.1	-2.63% €
ALUMIL (CR)	2.875	1.41% #	LAVIPHARM SA (CR)	0.9	-2.49% €
KRI-KRI S.A. (CR)	11.65	1.30% #	AEGEAN AIRLINES (CR)	11.81	-2.24% €
OPAP (CR)	15.8	1.28% #	INTERWOOD-XYLEMPORIA (CR)	0.285	-2.06% €
EVROFARMA SA (CR)	1.51	1.00% #	KLOUKINAS - LAPPAS SA (CR)	1.495	-1.97% €
With the highest Transactions Value			With the highest Transactions Volume		
	Value (thou. €)	change		Volume	change
NATIONAL BANK (CR)	11,612.27	-0.65% €	ALPHA SERVICES HOLD (CR)	3,661,677	-1.60% €
PIRAEUS FINANCIAL HOLD (CR)	10,083.46	0.53% #	EUROBANK HOLDINGS (CR)	3,409,999	-0.05% €
JUMBO SA (CR)	7,602.40	-1.81% €	PIRAEUS FINANCIAL HOLD (CR)	2,662,462	0.53% #
EUROBANK HOLDINGS (CR)	7,175.41	-0.05% €	NATIONAL BANK (CR)	1,465,053	-0.65% €
OTE (CR)	6,155.96	0.43% #	OTE (CR)	438,518	0.43% #
ALPHA SERVICES HOLD (CR)	6,087.92	-1.60% €	PPC (CR)	369,725	-0.62% €
METLEN ENERGY & METALS (CR)	5,038.42	-1.06% €	PROFILE SA (CR)	338,809	-1.49% €
OPAP (CR)	4,973.33	1.28% #	INTRALOT (CR)	334,550	-0.94% €
MOTOR OIL (CR)	4,580.96	-1.05% €	OPAP (CR)	316,467	1.28% #
PPC (CR)	4,188.54	-0.62% €	HELLENIQ ENERGY (CR)	307,024	-0.67% €

Note: Stocks that are not included in the "Under Supervision" category, and the transactions value is more than 10,000 €.

## Derivatives Summary

	Number of Trades	Volume	Open Interest
Index Futures	498	3,050	5,746
FTSE/Athex Banks	1	1	1,084
FTSE/Athex Large Cap	493	3,023	4,639
MSCI GREECE REBASED	4	26	23
Stock Futures	1,078	16,013	460,349
ADMIE (IPTO) HOLDING S.A. (CR)	5	160	23,461
AEGEAN AIRLINES (CR)	15	59	3,794
ALPHA SERVICES HOLD (CR)	186	6,510	161,138
ATHENS INTL AIRPORT (CR)	2	15	1,040
AUTOHELLAS SA (CR)	5	20	158
AVAX S.A. (CR)	0	0	653
CC HBC AG (CR)	12	46	98
CENERGY HOLDINGS (CB)	1	2	3,731
ELLAKTOR (CR)	8	48	3,656
ELVALHALCOR (CR)	14	73	4,752
EUROBANK HOLDINGS (CR)	38	876	16,369
EYDAP S.A. (CR)	2	10	4,446
FOURLIS (CR)	5	13	1,112
GEK TERNA (CR)	32	117	14,714
HELLENIC EXCHANGES-A.S.E. (CR)	13	87	6,029
HELLENIQ ENERGY (CR)	35	141	5,173
INTRACOM HOLDINGS (CR)	3	19	7,837
INTRAKAT (CR)	6	8	2,416
JUMBO SA (CR)	18	77	431
LAMDA DEVELOPMENT SA (CR)	99	786	7,519
METLEN ENERGY & METALS (CR)	55	184	5,030
MIG (CR)	0	0	99
MOTOR OIL (CR)	48	213	2,543
NATIONAL BANK (CR)	92	938	17,991
OPAP (CR)	15	68	1,997
OPTIMA BANK (CR)	0	0	71
OTE (CR)	9	24	4,857
P.P.A. S.A. (CR)	0	0	80
PIRAEUS FINANCIAL HOLD (CR)	196	4,529	101,157
PPC (CR)	122	721	31,360
QUEST HOLDINGS (CR)	1	1	180
TERNA ENERGY (CR)	6	70	22,153
TITAN CEMENT (CB)	3	15	330
VIOHALCO SA/NV (CB)	32	183	3,974
Index Options	7	140	1,170
FTSE/Athex Large Cap	7	140	1,170
Stock Options	0	0	611
ALPHA SERVICES HOLD (CR)	0	0	0
NATIONAL BANK (CR)	0	0	4
OPAP (CR)	0	0	116
OTE (CR)	0	0	88
PIRAEUS FINANCIAL HOLD (CR)	0	0	220
PPC (CR)	0	0	183
<b>Total Derivatives Traded</b>	<b>1,583</b>	<b>19,203</b>	<b>467,876</b>











## Shares' Notes

Code	Note text
( )	- Adjusted dividends.
*	- Last adjusted closing price.
[1]	- Net dividends.
[2]	- The "Date of Last Coupon" for New listings refers to the date company's stocks started to trade in Athex
[3]	- The Company Market Value is referred to the number of outstanding shares
[4]	- Sectors codification can be found in Appendix A
[5]	- The Market Value refers to the total number of shares listed (including their several classes) in the exchange by the company.
[6]	- P/E greater than 100
[7]	- Last view of the Order Book before the end of the trading session
[8]	- All Blocks Methods' Transactions Value are included.
4750	- Transfer to the Under Surveillance Category from 8/4/2011.
4955	- Transfer to the Surveillance Category as from 5/4/2013.
5093	- Transfer to the Surveillance Category as of 8/4/2015.
5141	- Transfer to the Surveillance Category as of 10/05/2017.
5160	- Transfer to the Surveillance Category as of 15/04/2016.
5165	- Transfer to the Surveillance Category as of 15/02/2018.
5193	- Transfer to the Surveillance Category as of 25/10/2018.
5197	- Transfer to the Surveillance Category as of 07/11/2018.
5232	- Transfer to the Under Surveillance Category from 08/04/2011.
5233	- Suspension of trading as of 13/05/2020.
5248	- Transfer to the Surveillance Category as of 06/09/20116.
5253	- Transfer to the Surveillance Category as of 14/5/2021.
5275	- Transfer to the Surveillance Category as of 09/07/2020.
5277	- Suspension of trading as of 02/05/2023.
5278	- Suspension of trading as of 03/05/2023.

Securities Blocks Details

Securities	Block Volume	Price	Block Trade Value	Time of approval	Note
OTE (CR)	37,030	14.00	518,420.00	10:31:16	20
PROFILE SA (CR)	40,000	5.38	215,200.00	10:39:35	20
PROFILE SA (CR)	60,000	5.38	322,800.00	10:40:41	20
NATIONAL BANK (CR)	62,500	7.98	499,000.00	10:41:00	20
NATIONAL BANK (CR)	62,500	7.98	498,875.00	10:41:49	20
PROFILE SA (CR)	200,000	5.38	1,076,000.00	10:42:55	20
OPAP (CR)	50,000	15.68	784,000.00	11:43:19	20
NATIONAL BANK (CR)	50,000	7.92	396,150.00	11:58:02	20
OTE (CR)	50,000	14.03	701,500.00	15:49:25	20
OTE (CR)	25,000	14.09	352,250.00	16:13:32	20
JUMBO SA (CR)	80,000	25.00	2,000,000.00	17:13:31	20
NATIONAL BANK (CR)	100,000	7.93	793,000.00	17:15:16	20
EUROBANK HOLDINGS (CR)	670,190	2.12	1,420,132.61	17:16:27	20

Blocks Notes

- 9 - Method 6-1 / Special Fees
- 10 - Method 6-1 / Special Fees, SDS
- 14 - Method 6-3 / Settlement, Incomplete Buy and Sell
- 18 - Method 6-2 / SPOT 1
- 19 - Method 6-2 / SPOT 2
- 20 - Method 6-1 and Method 6-1 Same Day Settlement
- 21 - Other Pre-agreed

**Shares Rights Details**

Occured date	Exercise from	Exercise until	Trading until	<b>Rights</b>	Price min	Price max	Closing price	Last Bid	Last Ask	Volume	Trades	Transactions Value
--------------	---------------	----------------	---------------	---------------	-----------	-----------	---------------	----------	----------	--------	--------	--------------------

No Rights Transactions.

---

**Forced Sales Details**

---

Securities	Category of Security	Transactions Volume	Number of Trades	Transactions Value	Note
------------	----------------------	------------------------	---------------------	-----------------------	------

---

No Forced Transactions.

---

---

**Forced Sales Notes**

---

- 1 - Compulsory Public Forced Sales
- 2 - Forced Sales of Fixed Registered Shares
- 3 - Forced Sales of Remaining Fractional Shares



## Exchange Traded Funds (ETFs) Characteristics

	Transactions Date (T)	Creation / Redemption	Units (T-1)	New Units (T-1)	Redemption Units (T-1)	Units (T) [1]	Fund Assets [2]	Net Unit Price	Dividend per Unit	Dividend Date
ALPHA ETF FTSE Athex Large Cap	17/07/2024	5,000	971,502	---	---	971,502	33,924,100.00	34.9192	1.35	01/07/2024

## ETFs Notes

[1] - Units (T) = Units (T-1) + New Units (T-1) - Redemption Units (T-1)

[2] - The Creation / Redemption Units of T-1 are included.

## Non Convertible Corporate Bonds - Regulated Market

Num Listed Bonds	Nominal price	Issue price	Today's Rate	Exp. Date	Duration (years)	Note	Coupon		Trading Unit	Corporate Bonds	Accrued Int.	Yield.T.Mat	Price min	Price max	Closing price	Previous closing price/date	Volume	Transactions Value	Last order		ear min	Year max		
							Common	Preferred											Price	Buy / Sell			Date	
130,000	1,000.00	1,000.00	6.00	27/02/2029	5	---	1	---	1	INTRALOT S.A. (Non Convertible)	23.8333	5.6460	---	---	---	100.8200	16/07/2024	---	---	100.8200	B	17/07/2024	100.0050	101.9000
320,000	1,000.00	1,000.00	3.40	21/07/2027	7	---	8	---	1	LAMDA DEVELOPMENT S.A. (Non Convertible)	16.9056	4.3540	95.7999	95.9900	95.8135	95.3000	16/07/2024	14,000	13,650.57	94.6710	B	17/07/2024	92.0000	97.1500
200,000	1,000.00	1,000.00	2.10	27/10/2027	7	---	8	---	1	O.P.A.P. S.A. (Non Convertible)	4.7250	3.5550	94.2000	95.0500	94.8362	94.8310	16/07/2024	110,000	104,839.55	94.2000	B	17/07/2024	90.5800	95.0500
200,000	1,000.00	1,000.00	1.90	23/03/2028	7	---	7	---	1	MOTOR OIL CORINTH REFINERIES SA (Non Convertible)	6.0694	3.9650	92.4500	92.4600	92.4540	92.6560	16/07/2024	5,000	4,653.05	92.5020	B	17/07/2024	90.5000	93.0000
100,000	1,000.00	1,000.00	2.95	11/02/2027	5	---	5	---	1	SAFE BULKERS PARTICIPATIONS PLC (Non Convertible)	12.9472	6.0610	92.0000	92.0000	92.0000	92.2880	16/07/2024	1,000	932.95	92.5000	B	17/07/2024	92.0000	97.0000
230,000	1,000.00	1,000.00	4.70	12/07/2029	7	---	5	---	1	LAMDA DEVELOPMENT S.A. (Non convertible)	0.9139	4.4010	99.2500	99.8900	99.4869	99.3500	16/07/2024	19,000	18,919.87	99.3500	B	17/07/2024	97.0000	101.2000
100,000	1,000.00	1,000.00	4.40	26/07/2029	7	---	4	---	1	CPLP SHIPPING HOLDINGS PLC (Non Convertible)	21.3889	4.4860	---	---	---	98.0000	16/07/2024	---	---	97.9999	B	17/07/2024	95.0948	100.2438
199,375	1,000.00	1,000.00	3.60	12/03/2026	7	---	11	---	1	AEGEAN AIRLINES S.A. (Non Convertible)	12.9000	3.5410	98.9990	99.0000	99.0000	98.6680	16/07/2024	240,000	240,695.00	98.2800	B	17/07/2024	97.1458	99.3000
150,000	1,000.00	1,000.00	2.60	22/10/2026	7	---	10	---	1	TERNA ENERGY FINANCE S.A. (Non Convertible)	6.3556	4.0450	95.9000	95.9000	95.9000	95.8330	16/07/2024	26,000	25,099.24	95.9000	B	17/07/2024	92.8293	96.2000
500,000	1,000.00	1,000.00	2.75	03/07/2027	7	---	9	---	1	GEK TERNA S.A. (Non Convertible)	1.2222	4.5820	93.8010	93.9500	93.8010	93.5950	16/07/2024	14,000	13,156.89	93.7800	B	17/07/2024	91.5500	94.9369
200,000	1,000.00	1,000.00	4.25	23/01/2029	5	---	1	---	1	AUTOHELLAS S.A. (Non Convertible)	21.0139	4.2900	99.5000	100.0000	99.5043	100.2080	16/07/2024	26,000	26,451.96	99.5000	B	17/07/2024	97.5000	101.0000
175,000	1,000.00	1,000.00	3.40	26/07/2024	5	---	10	---	1	ATTICA HOLDINGS S.A. (Non Convertible)	16.5278	26.9600	99.3000	99.3000	99.3000	99.5000	12/07/2024	4,000	4,038.11	99.3010	B	17/07/2024	98.5000	99.8400
100,000	1,000.00	1,000.00	2.70	25/05/2026	5	---	7	---	1	COSTAMARE PARTICIPATIONS PLC (Non Convertible)	3.9750	4.7690	95.7200	95.7200	95.7200	96.0000	16/07/2024	5,000	4,805.88	95.6000	B	17/07/2024	94.2567	97.0000
300,000	1,000.00	1,000.00	2.30	20/07/2028	7	---	6	---	1	PRODEA REIC S.A.(Non Convertible)	11.4361	5.0450	89.5000	90.2500	89.5500	89.4910	16/07/2024	30,000	27,260.48	85.4321	B	17/07/2024	86.1234	92.3500
150,000	1,000.00	1,000.00	2.65	22/10/2026	5	---	6	---	1	CPLP SHIPPING HOLDINGS PLC (Non Convertible)	6.4778	4.9090	94.5100	95.0000	94.5917	94.8250	16/07/2024	7,000	6,670.84	93.6100	B	17/07/2024	93.0000	95.1567
250,000	1,000.00	1,000.00	2.45	16/11/2028	7	---	6	---	1	ELVALHALCOR S.A. (Non Convertible)	4.3556	4.2550	91.8807	92.9500	92.2704	92.4000	16/07/2024	61,000	56,550.61	91.1868	B	17/07/2024	88.4206	93.3241
120,000	1,000.00	1,000.00	2.65	06/12/2028	7	---	6	---	1	NOVAL PROPERTY REIC (Non Convertible)	3.1653	4.2750	92.4000	92.8500	92.8000	92.6000	16/07/2024	61,000	56,720.08	92.8000	B	17/07/2024	88.5000	94.2749
300,000	1,000.00	1,000.00	2.30	14/12/2028	7	---	6	---	1	GEK TERNA S.A. (Non Convertible)	2.2361	5.2050	87.9500	89.6500	88.3145	89.4410	16/07/2024	31,000	27,446.83	89.3000	B	17/07/2024	85.0000	90.9000

## Corporate Bonds Notes

Transactions Volume = (Pieces) \* (Nominal Price). Transactions Value = (Pieces) \* (Nominal Price) \* (price %) + (Accrued interest).

The price of a Bond is stated as a percentage (%) of Bond's Nominal Price.

Nominal Price in Euros (€), except if it is noted differently.

## Non Convertible Corporate Bonds - Regulated Market

Num Listed Bonds	Nominal price	Issue price	Today's Rate	Exp. Date	Duration (years)	Note	Coupon		Trading Unit	Corporate Bonds	Accrued Int.	Yield.T.Mat	Price min	Price max	Closing price	Previous closing price/date	Volume	Transactions Value	Last order			ear min	Year max	
							Common	Preferred											Price	Buy / Sell	Date			
100,000	1,000.00	1,000.00	2.80	25/01/2027	5	---	5	---	1	PREMIA S.A. (Non Convertible)	13.6889	5.3140	93.4900	93.4900	93.4900	93.5000	12/07/2024	5,000	4,742.94	93.5000	B	17/07/2024	90.9974	97.8048
500,000	1,000.00	1,000.00	4.00	10/07/2030	7	---	3	---	1	METLEN ENERGY & METALS S.A. (Non Convertible)	1.0000	3.8670	99.6000	100.0500	99.8644	99.9080	16/07/2024	179,000	178,826.29	99.8000	B	17/07/2024	98.3001	100.6000
120,000	1,000.00	1,000.00	3.95	04/04/2025	7	---	13	---	1	GEK TERNA S.A. (Non Convertible)	11.6306	3.1660	99.9900	99.9900	99.9900	99.7000	16/07/2024	10,000	10,115.31	99.7000	B	17/07/2024	98.6000	100.1000
100,000	1,000.00	1,000.00	5.50	15/12/2028	5	---	2	---	1	IDEAL HOLDINGS S.A. (Non Convertible)	4.8889	4.7980	102.0000	102.0400	102.0055	101.9400	16/07/2024	22,000	22,548.75	102.0010	B	17/07/2024	100.6502	104.1000

## Corporate Bonds Notes

Transactions Volume = (Pieces) \* (Nominal Price). Transactions Value = (Pieces) \* (Nominal Price) \* (price %) + (Accrued interest).

The price of a Bond is stated as a percentage (%) of Bond's Nominal Price.

Nominal Price in Euros (€), except if it is noted differently.

## Government Bonds

Number Listed Bonds	Nominal price	Today's Rate	Accrued Interest Calc	Exp. Date [1]	Duration (years)	Note	Coupons Date	Curr. coupon value	Trading Unit	Government Bonds	Price min	Price max	Closing price	Previous closing price/date	Volume	Transactions Value	Price	Last order Buy / Sell	Date
3,000,000	1,000.00	4.13	Actual/Actual	15/06/2054	30	---	15/06	4.13	1	GGB-FXD-150654-30Y-4.125-1.000	---	---	---	---	---	---	---	---	---
4,700,000	1,000.00	1.88	Actual/Actual	04/02/2035	15	---	04/02	1.88	1	GGB-FXD-040235-15Y-1.875-1.000	---	---	---	---	---	---	---	---	---
6,000,000	1,000.00	0.75	Actual/Actual	18/06/2031	10	---	18/06	0.75	1	GGB-FXD-180631-10Y-0.750-1.000	---	---	---	---	---	---	---	---	---
3,600,000	1,000.00	3.88	Actual/Actual	15/06/2028	5	---	15/06	3.88	1	GGB-FXD-150628-05Y-3.875-1.000	---	---	---	---	---	---	---	---	---
5,962,747,327	1.00	3.75	Actual/Actual	30/01/2028	10	---	/02 - 01/02 - 31/	3.75	1	GGB-FXD-300128-10Y-3.750-1.000	---	---	---	85.4610 13/07/2018	---	---	1.0000	B	28/11/2018
7,067,309,386	1.00	3.90	Actual/Actual	30/01/2033	15	---	/02 - 01/02 - 31/	3.90	1	GGB-FXD-300133-15Y-3.900-1.000	---	---	---	78.6730 13/07/2018	---	---	1.0000	B	28/11/2018
5,622,848,349	1.00	4.00	Actual/Actual	30/01/2037	19	---	/02 - 01/02 - 31/	4.00	1	GGB-FXD-300137-19Y-4.000-1.000	---	---	---	77.0370 13/07/2018	---	---	1.0000	B	28/11/2018
5,476,770,669	1.00	4.20	Actual/Actual	30/01/2042	24	---	/02 - 01/02 - 31/	4.20	1	GGB-FXD-300142-24Y-4.200-1.000	---	---	---	77.7640 13/07/2018	---	---	1.0000	B	28/11/2018
4,450,000	1,000.00	3.38	Actual/Actual	15/06/2034	10	---	15/06	3.38	1	GGB-FXD-150634-10Y-3.375-1.000	---	---	---	---	---	---	---	---	---
40,248,141	1.00	4.30	Actual/Actual	24/02/2025	13	---	24/02	4.30	1	GGB-FXD-240225-13Y-2.000-1.000	---	---	---	10.0000 22/06/2015	---	---	---	---	---
59,586,043	1.00	4.30	Actual/Actual	24/02/2026	14	---	24/02	4.30	1	GGB-FXD-240226-14Y-2.000-1.000	---	---	---	10.0000 22/06/2015	---	---	---	---	---
41,118,344	1.00	4.30	Actual/Actual	24/02/2027	15	---	24/02	4.30	1	GGB-FXD-240227-15Y-2.000-1.000	---	---	---	10.0000 22/06/2015	---	---	---	---	---
45,137,734	1.00	4.30	Actual/Actual	24/02/2028	16	---	24/02	4.30	1	GGB-FXD-240228-16Y-2.000-1.000	---	---	---	10.0000 22/06/2015	---	---	---	---	---
61,768,888	1.00	4.30	Actual/Actual	24/02/2029	17	---	24/02	4.30	1	GGB-FXD-240229-17Y-2.000-1.000	---	---	---	10.0000 22/06/2015	---	---	---	---	---
54,567,744	1.00	4.30	Actual/Actual	24/02/2030	18	---	24/02	4.30	1	GGB-FXD-240230-18Y-2.000-1.000	---	---	---	10.0000 22/06/2015	---	---	---	---	---
37,541,515	1.00	4.30	Actual/Actual	24/02/2031	19	---	24/02	4.30	1	GGB-FXD-240231-19Y-2.000-1.000	---	---	---	10.0000 22/06/2015	---	---	---	---	---
37,558,317	1.00	4.30	Actual/Actual	24/02/2032	20	---	24/02	4.30	1	GGB-FXD-240232-20Y-2.000-1.000	---	---	---	10.0000 22/06/2015	---	---	---	---	---
37,473,732	1.00	4.30	Actual/Actual	24/02/2033	21	---	24/02	4.30	1	GGB-FXD-240233-21Y-2.000-1.000	---	---	---	10.0000 22/06/2015	---	---	---	---	---
33,888,293	1.00	4.30	Actual/Actual	24/02/2034	22	---	24/02	4.30	1	GGB-FXD-240234-22Y-2.000-1.000	---	---	---	10.0000 22/06/2015	---	---	---	---	---
35,177,800	1.00	4.30	Actual/Actual	24/02/2035	23	---	24/02	4.30	1	GGB-FXD-240235-23Y-2.000-1.000	---	---	---	10.0000 22/06/2015	---	---	---	---	---
35,547,268	1.00	4.30	Actual/Actual	24/02/2036	24	---	24/02	4.30	1	GGB-FXD-240236-24Y-2.000-1.000	---	---	---	10.0000 22/06/2015	---	---	---	---	---
40,246,306	1.00	4.30	Actual/Actual	24/02/2037	25	---	24/02	4.30	1	GGB-FXD-240237-25Y-2.000-1.000	---	---	---	10.0000 22/06/2015	---	---	---	---	---
37,643,952	1.00	4.30	Actual/Actual	24/02/2038	26	---	24/02	4.30	1	GGB-FXD-240238-26Y-2.000-1.000	---	---	---	10.0000 22/06/2015	---	---	---	---	---
36,977,100	1.00	4.30	Actual/Actual	24/02/2039	27	---	24/02	4.30	1	GGB-FXD-240239-27Y-2.000-1.000	---	---	---	10.0000 22/06/2015	---	---	---	---	---
41,615,000	1.00	4.30	Actual/Actual	24/02/2040	28	---	24/02	4.30	1	GGB-FXD-240240-28Y-2.000-1.000	---	---	---	10.0000 22/06/2015	---	---	---	---	---
42,227,208	1.00	4.30	Actual/Actual	24/02/2041	29	---	24/02	4.30	1	GGB-FXD-240241-29Y-2.000-1.000	---	---	---	10.0000 22/06/2015	---	---	---	---	---
68,288,487	1.00	4.30	Actual/Actual	24/02/2042	30	---	24/02	4.30	1	GGB-FXD-240242-30Y-2.000-1.000	---	---	---	10.0000 22/06/2015	---	---	---	---	---
4,000,000	1,000.00	3.88	Actual/Actual	12/03/2029	10	---	12/03	3.88	1	GGB-FXD-120329-10Y-3.875-1.000	---	---	---	---	---	---	100.0000	B	15/10/2019
4,500,000	1,000.00	0.00	Actual/Actual	12/02/2026	5	---	12/02	0.00	1	GGB-FXD-120226-05Y-3.000-1.000	---	---	---	---	---	---	---	---	---
2,209,163	1,000.00	3.38	Actual/Actual	15/02/2025	7	---	15/02	3.38	1	GGB-FXD-150225-07Y-3.375-1.000	---	---	---	---	---	---	---	---	---
964,000	1,000.00	3.25	Actual/Actual	20/03/2025	6	---	20/03	3.25	1	GGB-FXD-200325-06Y-3.250-1.000	---	---	---	---	---	---	---	---	---
2,100,000	1,000.00	3.55	Actual/Actual	20/03/2026	7	---	20/03	3.55	1	GGB-FXD-200326-07Y-3.550-1.000	---	---	---	---	---	---	---	---	---
5,500,000	1,000.00	1.50	Actual/Actual	18/06/2030	10	---	18/06	1.50	1	GGB-FXD-180630-10Y-1.500-1.000	---	---	---	---	---	---	---	---	---
3,500,000	1,000.00	4.38	Actual/Actual	18/07/2038	15	---	18/07	4.38	1	GGB-FXD-180738-15Y-4.375-1.000	---	---	---	---	---	---	---	---	---

## Government Bonds Notes

Transactions Volume = (Pieces) \* (Nominal Price). Transactions Value = (Pieces) \* (Nominal Price) \* (price %) + (Accrued interest).

The Value of current coupon for the issues with NV 0.01 euro refers to NV 100 euros

FLR: Floating Interest Rate.

[1] - The Expiration Date of the interest bearing period and the Date for coupon payment.

## Government Bonds

Number Listed Bonds	Nominal price	Today's Rate	Accrued Interest Calc	Exp. Date [1]	Duration (years)	Note	Coupons Date	Curr. coupon value	Trading Unit	Government Bonds	Price min	Price max	Closing price	Previous closing price/date	Volume	Transactions Value	Price	Last order Buy / Sell	Date
40,000	1,000.00	4.67	FLR	Actual/360	18/09/2024	1	---	18/09 - 19/03	---	1	GGB-FLT-180924-01Y-4.670-1.000	---	---	---	---	---	---	---	---
5,364,250	1,000.00	3.25		Actual/Actual	20/03/2050	30	---	20/03	3.25	1	GGB-FXD-200350-30Y-3.250-1.000	---	---	---	---	---	---	---	---
3,924,361	1,000.00	2.00		Actual/Actual	22/04/2027	7	---	22/04	2.00	1	GGB-FXD-220427-07Y-2.000-1.000	---	---	---	---	---	99.9000	B	22/04/2020
2,500,000	1,000.00	1.88		Actual/Actual	23/07/2026	7	---	23/07	1.88	1	GGB-FXD-230726-07Y-1.875-1.000	---	---	---	---	---	---	---	---
4,900,000	1,000.00	4.25		Actual/Actual	15/06/2033	10	---	15/06	4.25	1	GGB-FXD-150633-10Y-4.250-1.000	---	---	---	---	---	---	---	---
3,500,000	1,000.00	1.88		Actual/Actual	24/01/2052	30	---	24/01	1.88	1	GGB-FXD-240152-30Y-1.875-1.000	---	---	---	---	---	---	---	---
3,700,000	1,000.00	1.75		Actual/Actual	18/06/2032	10	---	18/06	1.75	1	GGB-FXD-180632-10Y-1.750-1.000	---	---	---	---	---	---	---	---
2,200,000	1,000.00	1.13	FLR	Actual/360	15/12/2027	5	---	- 15/12 - 15/03 -	---	1	GGB-FLT-151227-05Y-1.130-1.000	---	---	---	---	---	102.1600	B	30/12/2022

## Government Bonds Notes

Transactions Volume = (Pieces) \* (Nominal Price). Transactions Value = (Pieces) \* (Nominal Price) \* (price %) + (Accrued interest).

The Value of current coupon for the issues with NV 0.01 euro refers to NV 100 euros

FLR: Floating Interest Rate.

[1] - The Expiration Date of the interest bearing period and the Date for coupon payment.

Treasury Bills & Zero Coupon Government Bonds

Issue Date	13-Week Maturity									26-Week Maturity									52-Week Maturity								
	Exp. Date	Initial Rate	Num Listed Bonds	Nominal price	Issue price	Last Trade Price	Last Trade Date	Volume Traded	Note	Exp. Date	Initial Rate	Num Listed Bonds	Nominal price	Issue price	Last Trade Price	Last Trade Date	Volume Traded	Note	Exp. Date	Initial Rate	Num Listed Bonds	Nominal price	Issue price	Last Trade Price	Last Trade Date	Volume Traded	Note
08/09/2023	---	---	---	---	---	---	---	---	---	---	---	---	---	---	---	---	---	---	06/09/2024	3.81	812,500	1,000.00	962.90	---	---	---	---
08/12/2023	---	---	---	---	---	---	---	---	---	---	---	---	---	---	---	---	---	---	06/12/2024	3.70	600,000	1,000.00	963.90	---	---	---	---
08/03/2024	---	---	---	---	---	---	---	---	---	---	---	---	---	---	---	---	---	---	07/03/2025	3.73	812,500	1,000.00	963.70	---	---	---	---
07/06/2024	---	---	---	---	---	---	---	---	---	---	---	---	---	---	---	---	---	---	06/06/2025	3.34	600,000	1,000.00	967.30	---	---	---	---

Bonds in Circulation	Currency / Min nominal traded Value	Coupons Payment Date	Current Coupon Value	Note	Coupon	Trading Unit	Issue Date	Duration (years)	Today's Interest	A.I.C in days	Bonds	Last price of previous days		Last Outcry in Cash (euro)		Trades in Pieces	Life min	Life Max	
												Price	Buy / Sell	Price	Buy / Sell				
<b>Corporate Bonds in Foreign Currency and Euro</b>																			
103,746	GBP / 10	01/12	0.25	---	65	1	01/12/1930	98	2.5	360	National Mortgage Bank	2.27	05/02/1996	2.27	S	05/02/1996	---	2.27	2.27
0	GBP / 10	01/12	0.25	---	67	1	01/12/1928	100	2.5	360	National Mortgage Bank	---	---	---	---	---	---	---	---

## Government Bonds Notes

A.I.C: Accrued Interest Calculation base.

FLR: Floating Interest Rate.

The minimum tradeable Nominal Value for all Demeterialised Government Titles is 100 Euros.

(μφρ-0)

## Athex &amp; ATHEXClear Members List

Member Name				Stock Market			Derivatives Market		ATHEXClear Member	
	Address	Phone	Fax	Market Member	Remote Member	Market Maker	Proprietary	Market Maker	General Clearing	Direct Clearing
A. SARRIS SECURITIES S.A.				a						
6, ΔΡΑΓΑΤΣΑΝΙΟΥ 6 ΑΘΗΝΑ	2103367700									
ΑΕΟΝIC SECURITIES C.I.F. P.L.C.				a						
, ΛΑΪΟΥ 6, ΓΡ. 301B, ANNA COURT	35725337600									
ALPHA BANK S.A.									a	
, ΣΤΑΔΙΟΥ 40 ΑΘΗΝΑ	2103260000									
ALPHA FINANCE INVESTMENT SERVICES SINGLE MEMBER SA				a		a	a	a		a
5, ΠΑΝΕΠΙΣΤΗΜΙΟΥ 45 ΑΘΗΝΑ	2103677400									
ARGUS STOCKBROKERS LTD				a	a		a			
25, 25 ΛΕΩΦΟΡΟΣ ΔΗΜΟΣΘΕΝΗ ΣΕΒΕΡΗ	0035722717000									
ATHLOS CAPITAL INVESTMENT SERVICES LTD					a					
, 17 STASINOU AVENUE, BEDIZIA TOWER, 6TH & 7TH FL.	35722110777									
ATLANTIC SECURITIES LTD				a	a					
37, ΠΡΟΔΡΟΜΟΥ 37	0035722445400									
AXON SECURITIES S.A.				a			a			
48, ΣΤΑΔΙΟΥ 48 ΑΘΗΝΑ	2103363800									
BETA SECURITIES S.A.				a		a	a			a
29, ΑΛΕΞΑΝΔΡΑΣ 29 ΑΘΗΝΑ	210 6478900									
BNP PARIBAS S.A.									a	
, ΛΑΜΨΑΚΟΥ 2 ΑΘΗΝΑ	2107468525									
BOFA SECURITIES EUROPE SA				a	a					
, 51 RUE LA BOÉTIE	+33 153655555									
CAPITAL SECURITIES S.A.				a			a			
58, ΜΗΤΡΟΠΟΛΕΩΣ 58 ΑΘΗΝΑ	2103369700									
CITIGROUP GLOBAL MARKETS EUROPE AG				a	a					
16, REUTERWEG 16	+49 691366-0									
CITIGROUP GLOBAL MARKETS LIMITED				a						
1, 33 CANADA SQUARE - CANARY WHARF	+44 02079864000									
CREDIT SUISSE BANK (EUROPE), S.A.				a						
, CALLE AYALA 42, 3A PLANTA-B MADRID	+34917916000									
CREDIT SUISSE SECURITIES (EUROPE) LIMITED				a						
1, ONE CABOT SQUARE LONDON	+44 2078888888									
CYCLOS SECURITIES S.A.				a			a			
39, ΧΑΡΙΛΑΟΥ ΤΡΙΚΟΥΠΗ 6-8-10 ΑΘΗΝΑ	2103364300									
DEUTSCHE BANK S.A.					a					
1, GREAT WINCHESTER STREET LONDON	+44 20 754 54209	00441133361437								
EUROBANK EQUITIES INVESTMENT FIRM SINGLE MEMBER SA				a		a	a	a		a
, ΦΙΛΕΛΗΝΩΝ 10 & ΞΕΝΟΦΩΝΤΟΣ 13 ΑΘΗΝΑ	2103720425									
EUROBANK S.A.									a	
, ΟΘΩΝΟΣ 8 ΑΘΗΝΑ	2144043907									
EUROCORP INVESTMENT SERVICES S.A.				a			a			a
14, ΠΛ.ΦΙΛΙΚΗΣ ΕΤΑΙΡΕΙΑΣ 14 ΑΘΗΝΑ	2107263600									
EUROTRUST INVESTMENT FIRM SA				a						
113, ΣΕΒΑΣΤΟΥΠΟΛΕΩΣ 113 ΑΘΗΝΑ	2103363100									
EUROXX SECURITIES S.A.				a		a	a	a		a
7, ΠΑΛΑΙΟΛΟΓΟΥ ΧΑΛΑΝΔΡΙ	(210)-6879400	(210)-6879401								
7, ΠΑΛΕΟΛΟΓΟΥ ΧΑΛΑΝΔΡΙ	+30 2106879400	210-6879401								
FREEDOM FINANCE EUROPE LTD				a	a					
, ΧΡΙΣΤΑΚΗ ΚΡΑΝΟΥ 20	035725257786									
G. A. PERVANAS SECURITIES- INVESTMENT SERVICES S.A.				a						
7-9, ΣΟΦΟΚΛΕΟΥΣ 7-9 ΑΘΗΝΑ	2103727200									
GLOBAL CAPITAL SECURITIES & FINANCIAL SERVICES LTD				a	a					
50, ΛΑΡΧΙΕΠΙΣΚΟΠΟΥ ΜΑΚΑΡΙΟΥ Γ50	0035722710710									
GREENPOST TRADING EUROPE LTD				a	a	a				
, ΚΙΜΩΝΟΣ 3, ACROPOLIS MANSIONS, 2ND FLOOR, FLAT/OFFICE 202	035722521389									
HELLENIC AMERICAN SECURITIES S.A.				a		a	a			a
27, ΑΝΔΡΕΑ ΠΑΠΑΝΔΡΕΟΥ 27 ΜΑΡΟΥΣΙ	2103311100									
HELLENIC BANK (INVESTMENTS) LTD					a					
, ΑVE.ΚΥΡΙΑΚΟΥ ΜΑΤΣΙ 31 - ΡΟ BOX 24747 NICOSIA	+357 22500100	357 22500110								
HSBC CONTINENTAL EUROPE									a	
109-111, ΑΜΕΣΟΓΕΙΩΝ 109-111	2106960000									
INDEX SECURITIES S.A.				a						
6, ΔΡΑΓΑΤΣΑΝΙΟΥ 6 ΑΘΗΝΑ	2103213920									



## Athex &amp; ATHEXClear Members List

Member Name				Stock Market			Derivatives Market		ATHEXClear Member	
	Address	Phone	Fax	Market Member	Remote Member	Market Maker	Proprietary	Market Maker	General Clearing	Direct Clearing
J. CHR. MAVRIKIS SECURITIES S.A.				a						
5, ΣΟΦΟΚΛΕΟΥΣ 5 ATHINA	2103216730									
KAPPA SECURITIES S.A.				a			a			
15, ΒΑΛΑΩΡΙΤΟΥ 15 ATHINA	2103678600									
KARAMANOF SECURITIES & INVESTMENT SERVICES S.A.				a						
2, ΠΛ.ΑΓ.ΘΕΟΔΩΡΩΝ 2 ATHINA	2103212947									
LAIKI FINANCIAL SERVICES LTD					a					
26, AVE. VYRONOS NICOSIA	357 22367367	357 22718567								
LEON DEPOLAS SECURITIES S.A.				a		a	a			
1, ΧΡΗΣΤΟΥ ΛΑΔΑ 1 ATHINA	2103213276 -28									
MEGA EQUITY SECURITIES & FINANCIAL SERVICES PUBLIC LTD				a	a		a			
42-44, ΛΕΩΦ.ΓΡΙΒΑ ΔΙΓΕΝΗ 42-44	0035722711711									
MERIT SECURITIES S.A				a		a	a			a
5, ΣΟΦΟΚΛΕΟΥΣ 5 ATHINA	2141008814									
MERRILL LYNCH INTERNATIONAL				a						
2, 2 KING EDWARD STREET LONDON	+44 20276281000									
N. CHRYSOCHOIDIS STOCK BROKERAGE I.S.S.A.				a			a			a
7-9, ΣΟΦΟΚΛΕΟΥΣ 7-9 ATHINA	2103213913									
NATIONAL BANK OF GREECE S.A.				a		a	a		a	
86, ΑΙΟΛΟΥ STR. ATHINA	(210)-3341000	(210)-3228187								
68, ΑΚΑΔΙΜΙΑΣ STR. ATHINA	(210)-3328817	(210)-3328678								
NATIONAL SECURITIES SINGLE MEMBER SA				a		a	a	a		
66, ΛΕΩΦΟΡΟΣ ΑΘΗΝΩΝ 128-132 & ΙΦΙΓΕΝΙΑΣ ATHINA	2103328784									
NUNTIUS BROKERAGE AND INVESTMENT SERVICES SINGLE MEMBER S.A.				a			a			
6, ΔΡΑΓΑΤΣΑΝΙΟΥ 6 ATHINA	2103350599									
ONE PLUS CAPITAL LIMITED				a	a					
, 75 PRODROMOU AVENUE NICOSIA 1307	35722873760									
OPTIMA BANK S.A.				a		a	a	a	a	
, ΑΙΓΙΑΛΕΙΑΣ 32 & ΠΑΡΑΔΕΙΣΟΥ ΜΑΡΟΥΣΙ	210 8173000									
PANCRETA BANK S.A									a	
, ΙΚΑΡΟΥ 5	2810338746									
PANTELAKIS SECURITIES S.A.				a		a	a	a		
57, ΕΘΝΙΚΗΣ ΑΝΤΙΣΤΑΣΕΩΣ 57, ΚΤΙΠΙΟ Β CHALANDRI	2106965000									
PIRAEUS BANK S.A.				a			a		a	
, ΑΜΕΡΙΚΗΣ 4 ATHINA	2103335000									
PIRAEUS SECURITIES S. A.				a		a	a	a		a
10, ΣΤΑΔΙΟΥ 10 ATHINA	2103354100									
PROCHOICE SECURITIES LTD				a	a					
57, ΛΕΩΦ.ΣΠΥΡΟΥ ΚΥΠΡΙΑΝΟΥ 57, ΑΚΙΝΗΤΑ Φ	035724661192									
SHARELINK SECURITIES & FINANCIAL SERVICES LTD				a			a			
6, HOUSE-ΘΕΟΤΟΚΗ 6 ΜΕΓΑΡΟ ΕΛΛΗΝΑ	+357 22554200									
SOCIETE GENERALE S.A.				a	a		a			
, 17 COURS VALMY, CEDEX	+157290504									
SOLIDUS SECURITIES S.A				a			a			a
64, ΛΟΥΙΖΗΣ ΠΙΑΝΚΟΥΡ 64 ATHINA	2106900600									
ST. EM. LAVRENTAKIS SECURITIES S.A.				a						
7-9, ΣΟΦΟΚΛΕΟΥΣ 7-9 ATHINA	2103213336									
THE CYPRUS INVESTMENT & SECURITIES CORPORATION LTD				a	a					
154, 1 AG. PROKOPIOU & POSIDONOS 1ST FLOOR	0035722121700									
UBS EUROPE SE				a	a					
, OPERNTURM, BOCKENHEIMER LANDSTRASSE 2-4	496921790									
UBS LIMITED					a					
1, FINSBURY AVENUE LONDON	+44 2075687135									
VIGOR FINANCE INVESTMENT SERVICES S.A.				a			a			
, ΨΥΧΑΡΗ 14 Ν. PSYCHIKO	2106718400									

List of Stocks under Market Making operations

Securities	Market Maker	Start Market Making	Stock Category
MLS MULTIMEDIA SA (CR)			Suspension Status
	PIRAEUS SECURITIES S. A.	01/08/2019	
ALPHA ETF FTSE Athex Large Cap			Exchange Traded Funds (ETFs)
	ALPHA FINANCE INVESTMENT SERVICES SINGLE MEMBER SA	02/01/1900	
	NATIONAL SECURITIES SINGLE MEMBER SA	02/01/1900	
ADMIE (IPTO) HOLDING S.A. (CR)			Main Market
	EUROBANK EQUITIES INVESTMENT FIRM SINGLE MEMBER SA	24/05/2021	
	HELLENIC AMERICAN SECURITIES S.A.	09/03/2020	
	PIRAEUS SECURITIES S. A.	29/06/2017	
AEGEAN AIRLINES (CR)			Main Market
	EUROBANK EQUITIES INVESTMENT FIRM SINGLE MEMBER SA	22/09/2020	
ALPHA SERVICES HOLD (CR)			Main Market
	ALPHA FINANCE INVESTMENT SERVICES SINGLE MEMBER SA	29/02/2016	
	EUROBANK EQUITIES INVESTMENT FIRM SINGLE MEMBER SA	22/10/2006	
	GREENPOST TRADING EUROPE LTD	12/06/2023	
	HELLENIC AMERICAN SECURITIES S.A.	25/07/2014	
	LEON DEPOLAS SECURITIES S.A.	04/01/2016	
	MERIT SECURITIES S.A	03/09/2012	
	NATIONAL SECURITIES SINGLE MEMBER SA	02/01/1900	
	PIRAEUS SECURITIES S. A.	28/05/2009	
ALPHA TRUST HOLDINGS (CR)			Main Market
	EUROBANK EQUITIES INVESTMENT FIRM SINGLE MEMBER SA	06/02/2023	
	LEON DEPOLAS SECURITIES S.A.	04/01/2021	
ALUMIL (CR)			Main Market
	PIRAEUS SECURITIES S. A.	31/07/2023	
ANDROMEDA SA (CR)			Main Market
	BETA SECURITIES S.A.	15/02/2021	
	OPTIMA BANK S.A.	03/04/2023	
ATHENS INTL AIRPORT (CR)			Main Market
	PIRAEUS SECURITIES S. A.	03/06/2024	
ATTICA BANK S.A. (CR)			Main Market
	EUROXX SECURITIES S.A.	22/01/2016	
AUSTRIACARD (CB)			Main Market
	BETA SECURITIES S.A.	23/03/2023	
	EUROXX SECURITIES S.A.	10/06/2024	
AUTOHELLAS SA (CR)			Main Market
	ALPHA FINANCE INVESTMENT SERVICES SINGLE MEMBER SA	01/07/2019	
	EUROXX SECURITIES S.A.	02/07/2018	
AVAX S.A. (CR)			Main Market
	EUROBANK EQUITIES INVESTMENT FIRM SINGLE MEMBER SA	14/12/2015	
	OPTIMA BANK S.A.	04/09/2023	
	PIRAEUS SECURITIES S. A.	01/02/2021	
AVE (CR)			Main Market
	EUROXX SECURITIES S.A.	05/06/2020	
BRIO PROPERTIES (CR)			Main Market
	EUROBANK EQUITIES INVESTMENT FIRM SINGLE MEMBER SA	09/09/2019	
	LEON DEPOLAS SECURITIES S.A.	22/02/2021	
	PIRAEUS SECURITIES S. A.	05/02/2024	
CC HBC AG (CR)			Main Market
	BETA SECURITIES S.A.	08/03/2021	
	NATIONAL SECURITIES SINGLE MEMBER SA	02/01/1900	
	PIRAEUS SECURITIES S. A.	04/05/2015	
CENERGY HOLDINGS (CB)			Main Market
	ALPHA FINANCE INVESTMENT SERVICES SINGLE MEMBER SA	02/01/2016	
	EUROBANK EQUITIES INVESTMENT FIRM SINGLE MEMBER SA	02/01/2016	
	OPTIMA BANK S.A.	14/03/2022	
	PANTELAKIS SECURITIES S.A.	27/12/2022	
CNL CAPITAL (CR)			Main Market
	MERIT SECURITIES S.A	01/10/2018	
DIMAND (CR)			Main Market
	ALPHA FINANCE INVESTMENT SERVICES SINGLE MEMBER SA	08/08/2022	
	EUROBANK EQUITIES INVESTMENT FIRM SINGLE MEMBER SA	08/08/2022	
	PANTELAKIS SECURITIES S.A.	15/05/2023	
EKTER SA (CR)			Main Market
	BETA SECURITIES S.A.	26/09/2022	
	EUROBANK EQUITIES INVESTMENT FIRM SINGLE MEMBER SA	16/10/2017	
	LEON DEPOLAS SECURITIES S.A.	21/05/2018	
ELASTRON (CR)			Main Market
	LEON DEPOLAS SECURITIES S.A.	20/02/2017	

## List of Stocks under Market Making operations

Securities	Stock Category
Market Maker	Start Market Making
<b>ELLAKTOR (CR)</b>	<b>Main Market</b>
ALPHA FINANCE INVESTMENT SERVICES SINGLE MEMBER SA	18/03/2019
EUROBANK EQUITIES INVESTMENT FIRM SINGLE MEMBER SA	01/06/2012
EUROXX SECURITIES S.A.	24/09/2018
NATIONAL SECURITIES SINGLE MEMBER SA	02/01/1900
PIRAEUS SECURITIES S. A.	22/10/2018
<b>ELTON SA (CR)</b>	<b>Main Market</b>
OPTIMA BANK S.A.	30/01/2023
<b>ELVALHALCOR (CR)</b>	<b>Main Market</b>
ALPHA FINANCE INVESTMENT SERVICES SINGLE MEMBER SA	07/05/2018
BETA SECURITIES S.A.	09/01/2023
EUROBANK EQUITIES INVESTMENT FIRM SINGLE MEMBER SA	07/05/2018
<b>EUROBANK HOLDINGS (CR)</b>	<b>Main Market</b>
ALPHA FINANCE INVESTMENT SERVICES SINGLE MEMBER SA	09/01/2006
EUROBANK EQUITIES INVESTMENT FIRM SINGLE MEMBER SA	01/06/2012
GREENPOST TRADING EUROPE LTD	12/06/2023
HELLENIC AMERICAN SECURITIES S.A.	25/07/2014
LEON DEPOLAS SECURITIES S.A.	30/11/2018
MERIT SECURITIES S.A	06/11/2017
NATIONAL SECURITIES SINGLE MEMBER SA	02/01/1900
PIRAEUS SECURITIES S. A.	28/09/2009
<b>EUROCONSULTANTS S.A. (CR)</b>	<b>Main Market</b>
EUROBANK EQUITIES INVESTMENT FIRM SINGLE MEMBER SA	22/07/2014
OPTIMA BANK S.A.	01/02/2023
<b>EYDAP S.A. (CR)</b>	<b>Main Market</b>
ALPHA FINANCE INVESTMENT SERVICES SINGLE MEMBER SA	27/01/2020
EUROBANK EQUITIES INVESTMENT FIRM SINGLE MEMBER SA	10/06/2019
<b>FOURLIS (CR)</b>	<b>Main Market</b>
EUROBANK EQUITIES INVESTMENT FIRM SINGLE MEMBER SA	01/12/2016
PIRAEUS SECURITIES S. A.	06/03/2017
<b>GEK TERNA (CR)</b>	<b>Main Market</b>
BETA SECURITIES S.A.	08/03/2021
EUROBANK EQUITIES INVESTMENT FIRM SINGLE MEMBER SA	24/05/2021
PIRAEUS SECURITIES S. A.	29/08/2019
<b>GR. SARANTIS S.A. (CR)</b>	<b>Main Market</b>
BETA SECURITIES S.A.	14/05/2012
EUROBANK EQUITIES INVESTMENT FIRM SINGLE MEMBER SA	24/10/2016
PIRAEUS SECURITIES S. A.	02/04/2024
<b>HELLENIC EXCHANGES-A.S.E. (CR)</b>	<b>Main Market</b>
HELLENIC AMERICAN SECURITIES S.A.	01/09/2014
NATIONAL SECURITIES SINGLE MEMBER SA	02/01/1900
PIRAEUS SECURITIES S. A.	04/05/2015
<b>HELLENIQ ENERGY (CR)</b>	<b>Main Market</b>
ALPHA FINANCE INVESTMENT SERVICES SINGLE MEMBER SA	07/11/2023
EUROBANK EQUITIES INVESTMENT FIRM SINGLE MEMBER SA	01/11/2023
HELLENIC AMERICAN SECURITIES S.A.	14/09/2015
PIRAEUS SECURITIES S. A.	20/03/2017
<b>IDEAL HOLDINGS (CR)</b>	<b>Main Market</b>
EUROBANK EQUITIES INVESTMENT FIRM SINGLE MEMBER SA	07/06/2021
PIRAEUS SECURITIES S. A.	07/06/2021
<b>INTERCONTINENTAL (CR)</b>	<b>Main Market</b>
LEON DEPOLAS SECURITIES S.A.	03/06/2019
<b>INTERLIFE G.C.I.(CR)</b>	<b>Main Market</b>
PIRAEUS SECURITIES S. A.	22/01/2024
<b>INTERWOOD-XYLEMPORIA (CR)</b>	<b>Main Market</b>
EUROBANK EQUITIES INVESTMENT FIRM SINGLE MEMBER SA	05/07/2021
PANTELAKIS SECURITIES S.A.	01/07/2021
<b>INTRAKAT (CR)</b>	<b>Main Market</b>
BETA SECURITIES S.A.	04/10/2021
PANTELAKIS SECURITIES S.A.	10/10/2022
<b>JUMBO SA (CR)</b>	<b>Main Market</b>
BETA SECURITIES S.A.	01/02/2021
EUROBANK EQUITIES INVESTMENT FIRM SINGLE MEMBER SA	25/05/2020
GREENPOST TRADING EUROPE LTD	12/06/2023
MERIT SECURITIES S.A	06/11/2017
PIRAEUS SECURITIES S. A.	06/03/2017
<b>KLOUKINAS - LAPPAS SA (CR)</b>	<b>Main Market</b>
OPTIMA BANK S.A.	02/01/2023

## List of Stocks under Market Making operations

Securities	Stock Category
Market Maker	Start Market Making
<b>KRI-KRI S.A. (CR)</b>	<b>Main Market</b>
EUROBANK EQUITIES INVESTMENT FIRM SINGLE MEMBER SA	07/05/2018
PIRAEUS SECURITIES S. A.	11/12/2023
<b>LAMDA DEVELOPMENT SA (CR)</b>	<b>Main Market</b>
EUROBANK EQUITIES INVESTMENT FIRM SINGLE MEMBER SA	08/12/2014
PANTELAKIS SECURITIES S.A.	06/11/2017
PIRAEUS SECURITIES S. A.	29/06/2017
<b>LAMPSA HOTEL SA (CR)</b>	<b>Main Market</b>
LEON DEPOLAS SECURITIES S.A.	16/01/2017
<b>METLEN ENERGY &amp; METALS (CR)</b>	<b>Main Market</b>
ALPHA FINANCE INVESTMENT SERVICES SINGLE MEMBER SA	15/04/2019
BETA SECURITIES S.A.	11/04/2022
EUROBANK EQUITIES INVESTMENT FIRM SINGLE MEMBER SA	20/09/2017
GREENPOST TRADING EUROPE LTD	12/06/2023
MERIT SECURITIES S.A	25/02/2019
NATIONAL SECURITIES SINGLE MEMBER SA	02/01/1900
PIRAEUS SECURITIES S. A.	04/05/2015
<b>MOTODYNAMICS S.A. (CR)</b>	<b>Main Market</b>
OPTIMA BANK S.A.	25/08/2023
<b>MOTOR OIL (CR)</b>	<b>Main Market</b>
BETA SECURITIES S.A.	08/03/2021
EUROBANK EQUITIES INVESTMENT FIRM SINGLE MEMBER SA	22/10/2006
GREENPOST TRADING EUROPE LTD	12/06/2023
LEON DEPOLAS SECURITIES S.A.	01/04/2019
MERIT SECURITIES S.A	25/02/2019
NATIONAL SECURITIES SINGLE MEMBER SA	02/01/1900
PIRAEUS SECURITIES S. A.	04/05/2015
<b>MPLE KEDROS (CR)</b>	<b>Main Market</b>
OPTIMA BANK S.A.	16/10/2023
OPTIMA BANK S.A.	08/11/2023
<b>NAFPAKTOS TEXTILE (CR)</b>	<b>Main Market</b>
OPTIMA BANK S.A.	29/01/2024
<b>NATIONAL BANK (CR)</b>	<b>Main Market</b>
ALPHA FINANCE INVESTMENT SERVICES SINGLE MEMBER SA	09/01/2006
EUROBANK EQUITIES INVESTMENT FIRM SINGLE MEMBER SA	22/10/2006
GREENPOST TRADING EUROPE LTD	12/06/2023
HELLENIC AMERICAN SECURITIES S.A.	25/07/2014
LEON DEPOLAS SECURITIES S.A.	20/05/2015
MERIT SECURITIES S.A	03/09/2012
NATIONAL SECURITIES SINGLE MEMBER SA	02/01/1900
PIRAEUS SECURITIES S. A.	08/09/2008
<b>NOVAL PROPERTY REIC (CR)</b>	<b>Main Market</b>
ALPHA FINANCE INVESTMENT SERVICES SINGLE MEMBER SA	05/06/2024
PIRAEUS SECURITIES S. A.	05/06/2024
<b>OPAP (CR)</b>	<b>Main Market</b>
ALPHA FINANCE INVESTMENT SERVICES SINGLE MEMBER SA	09/01/2006
EUROBANK EQUITIES INVESTMENT FIRM SINGLE MEMBER SA	22/10/2006
GREENPOST TRADING EUROPE LTD	12/06/2023
HELLENIC AMERICAN SECURITIES S.A.	25/07/2014
MERIT SECURITIES S.A	20/03/2017
NATIONAL SECURITIES SINGLE MEMBER SA	02/01/1900
PIRAEUS SECURITIES S. A.	04/05/2015
<b>OPTIMA BANK (CR)</b>	<b>Main Market</b>
ALPHA FINANCE INVESTMENT SERVICES SINGLE MEMBER SA	12/12/2023
EUROBANK EQUITIES INVESTMENT FIRM SINGLE MEMBER SA	11/12/2023
OPTIMA BANK S.A.	06/11/2023
<b>ORILINA PROPERTIES REIC (CR)</b>	<b>Main Market</b>
EUROBANK EQUITIES INVESTMENT FIRM SINGLE MEMBER SA	11/12/2023
LEON DEPOLAS SECURITIES S.A.	11/12/2023
<b>OTE (CR)</b>	<b>Main Market</b>
ALPHA FINANCE INVESTMENT SERVICES SINGLE MEMBER SA	09/01/2006
EUROBANK EQUITIES INVESTMENT FIRM SINGLE MEMBER SA	22/10/2006
GREENPOST TRADING EUROPE LTD	12/06/2023
HELLENIC AMERICAN SECURITIES S.A.	25/07/2014
LEON DEPOLAS SECURITIES S.A.	20/04/2015
MERIT SECURITIES S.A	20/03/2017
NATIONAL SECURITIES SINGLE MEMBER SA	02/01/1900
PIRAEUS SECURITIES S. A.	08/09/2008

## List of Stocks under Market Making operations

Securities	Market Maker	Start Market Making	Stock Category
<b>P.P.A. S.A. (CR)</b>			<b>Main Market</b>
	EUROBANK EQUITIES INVESTMENT FIRM SINGLE MEMBER SA	06/02/2019	
<b>PAPOUTSANIS (CR)</b>			<b>Main Market</b>
	ALPHA FINANCE INVESTMENT SERVICES SINGLE MEMBER SA	19/11/2018	
	BETA SECURITIES S.A.	25/11/2013	
<b>PETROPOULOS PETROS (CR)</b>			<b>Main Market</b>
	EUROBANK EQUITIES INVESTMENT FIRM SINGLE MEMBER SA	01/04/2019	
	PANTELAKIS SECURITIES S.A.	16/03/2020	
<b>PIRAEUS FINANCIAL HOLD (CR)</b>			<b>Main Market</b>
	ALPHA FINANCE INVESTMENT SERVICES SINGLE MEMBER SA	15/04/2019	
	EUROBANK EQUITIES INVESTMENT FIRM SINGLE MEMBER SA	22/10/2006	
	EUROXX SECURITIES S.A.	15/02/2016	
	GREENPOST TRADING EUROPE LTD	12/06/2023	
	HELLENIC AMERICAN SECURITIES S.A.	25/07/2014	
	LEON DEPOLAS SECURITIES S.A.	30/11/2018	
	MERIT SECURITIES S.A.	16/09/2013	
	NATIONAL SECURITIES SINGLE MEMBER SA	02/01/1900	
	PIRAEUS SECURITIES S. A.	16/02/2009	
<b>PPC (CR)</b>			<b>Main Market</b>
	ALPHA FINANCE INVESTMENT SERVICES SINGLE MEMBER SA	09/01/2006	
	BETA SECURITIES S.A.	01/02/2021	
	EUROBANK EQUITIES INVESTMENT FIRM SINGLE MEMBER SA	22/10/2006	
	GREENPOST TRADING EUROPE LTD	12/06/2023	
	HELLENIC AMERICAN SECURITIES S.A.	01/09/2014	
	MERIT SECURITIES S.A.	06/11/2017	
	NATIONAL SECURITIES SINGLE MEMBER SA	02/01/1900	
	PIRAEUS SECURITIES S. A.	28/09/2009	
<b>PREMA (CR)</b>			<b>Main Market</b>
	BETA SECURITIES S.A.	01/06/2021	
	LEON DEPOLAS SECURITIES S.A.	05/12/2022	
	PANTELAKIS SECURITIES S.A.	23/12/2021	
<b>PROFILE SA (CR)</b>			<b>Main Market</b>
	OPTIMA BANK S.A.	03/04/2023	
	PANTELAKIS SECURITIES S.A.	01/07/2019	
<b>QUALITY &amp; RELIABILITY SA (CR)</b>			<b>Main Market</b>
	OPTIMA BANK S.A.	03/01/2023	
<b>QUEST HOLDINGS (CR)</b>			<b>Main Market</b>
	BETA SECURITIES S.A.	26/03/2018	
	EUROBANK EQUITIES INVESTMENT FIRM SINGLE MEMBER SA	28/01/2019	
<b>REVOIL (CR)</b>			<b>Main Market</b>
	BETA SECURITIES S.A.	26/06/2023	
	OPTIMA BANK S.A.	15/04/2024	
<b>SIDMA STEEL (CR)</b>			<b>Main Market</b>
	OPTIMA BANK S.A.	25/05/2023	
<b>SPACE HELLAS SA (CR)</b>			<b>Main Market</b>
	MERIT SECURITIES S.A.	09/12/2022	
<b>TECHNICAL OLYMPIC SA (CR)</b>			<b>Main Market</b>
	BETA SECURITIES S.A.	04/04/2022	
	OPTIMA BANK S.A.	05/07/2023	
<b>TERNA ENERGY (CR)</b>			<b>Main Market</b>
	EUROBANK EQUITIES INVESTMENT FIRM SINGLE MEMBER SA	24/05/2021	
	PIRAEUS SECURITIES S. A.	09/12/2019	
<b>THRACE PLASTICS SA (CR)</b>			<b>Main Market</b>
	ALPHA FINANCE INVESTMENT SERVICES SINGLE MEMBER SA	26/03/2018	
	LEON DEPOLAS SECURITIES S.A.	28/03/2024	
	PIRAEUS SECURITIES S. A.	02/04/2024	
<b>TITAN CEMENT (CB)</b>			<b>Main Market</b>
	BETA SECURITIES S.A.	01/02/2021	
	EUROBANK EQUITIES INVESTMENT FIRM SINGLE MEMBER SA	06/11/2019	
	PIRAEUS SECURITIES S. A.	18/01/2021	
<b>TRADE ESTATES REIC (CR)</b>			<b>Main Market</b>
	EUROBANK EQUITIES INVESTMENT FIRM SINGLE MEMBER SA	08/11/2023	
	EUROBANK EQUITIES INVESTMENT FIRM SINGLE MEMBER SA	10/11/2023	
	PANTELAKIS SECURITIES S.A.	08/11/2023	
	PANTELAKIS SECURITIES S.A.	10/11/2023	
<b>TZIRAKIAN PROFIL (CR)</b>			<b>Main Market</b>
	LEON DEPOLAS SECURITIES S.A.	19/07/2021	

List of Stocks under Market Making operations

Securities	Market Maker	Start Market Making	Stock Category
VIOHALCO SA/NV (CB)			Main Market
ALPHA FINANCE INVESTMENT SERVICES SINGLE MEMBER SA		11/03/2008	
EUROBANK EQUITIES INVESTMENT FIRM SINGLE MEMBER SA		04/03/2014	
MERIT SECURITIES S.A		17/03/2014	

Underlying Asset				Derivatives Market													
Price max	Price min	Closing price	change	Delivery Month	Open price	Price max	Price min	Last price	Closing price	Last Bid	Last Ask	Fixing price*	Life high	Life low	Trades	Volume	Open Interest
<b>FTSE/Athex Large Cap</b> (Trade Unit: 1 Index Point x 2E, Cash Settlement)																	
3,536.40	3,498.92	3,523.65	-0.20%	July 2024	3,530.00	3,530.00	3,493.00	3,515.00	3,515.00	---	---	---	3,624.50	---	337	1,784	2,290
				August 2024	3,505.00	3,505.00	3,467.25	3,490.00	3,490.00	---	---	---	3,542.50	---	143	1,081	2,259
				September 2024	3,505.00	3,505.50	3,479.75	3,481.00	3,481.00	---	---	---	3,538.50	---	13	158	90
				December 2024	---	---	---	---	3,561.50	---	---	---	---	---	---	---	---
				March 2025	---	---	---	---	3,579.25	---	---	---	---	---	---	---	---
				June 2025	---	---	---	---	3,597.25	---	---	---	---	---	---	---	---
<b>FTSE/Athex Banks</b> (Trade Unit: 1 Index Point x 15E, Cash Settlement)																	
1,290.46	1,267.37	1,283.07	-0.40%	September 2024	1,253.00	1,253.00	1,253.00	1,253.00	1,253.00	---	---	---	1,310.00	---	1	1	1,084
				December 2024	---	---	---	---	1,299.50	---	---	---	---	---	---	---	---
				March 2025	---	---	---	---	1,306.00	---	---	---	---	---	---	---	---
				June 2025	---	---	---	---	1,312.50	---	---	---	---	---	---	---	---
<b>MSCI GREECE REBASED</b> (Trade Unit: 1 Index Point x 2E, Cash Settlement)																	
5,561.73	5,484.60	5,527.92	-0.44%	July 2024	5,553.00	5,553.00	5,551.75	5,551.75	5,551.75	---	---	---	5,636.00	---	2	6	3
				August 2024	---	---	---	---	5,562.00	---	---	---	---	---	---	---	---
				September 2024	---	---	---	---	5,573.00	---	---	---	---	---	---	---	---
				October 2024	---	---	---	---	5,471.25	---	---	---	5,515.50	---	---	---	10
				November 2024	5,487.25	5,487.25	5,487.25	5,487.25	5,487.25	---	---	---	5,516.00	---	2	20	10
				December 2024	---	---	---	---	5,601.00	---	---	---	---	---	---	---	---
				March 2025	---	---	---	---	5,629.00	---	---	---	---	---	---	---	---
				June 2025	---	---	---	---	5,657.00	---	---	---	---	---	---	---	---

Derivatives notes

Fixing prices and final open positions can be retrieved from the following path <http://www.helex.gr/el/web/guest/statistics-end-of-day-derivatives>

Underlying Asset				Derivatives Market													
Price max	Price min	Closing price	change	Delivery Month	Open price	Price max	Price min	Last price	Closing price	Last Bid	Last Ask	Fixing price*	Life high	Life low	Trades	Volume	Open Interest
<b>ADMIE (IPTO) HOLDING S.A. (CR)</b>				(Contract Size: 100 Securities, Physical Delivery)													
2.28	2.235	2.235	-0.22%	September 2024	2.23	2.23	2.20	2.21	2.21	---	---	---	2.39	---	5	160	23,461
				December 2024	---	---	---	---	2.26	---	---	---	---	---	---	---	---
				March 2025	---	---	---	---	2.27	---	---	---	---	---	---	---	---
				June 2025	---	---	---	---	2.28	---	---	---	---	---	---	---	---
<b>AEGEAN AIRLINES (CR)</b>				(Contract Size: 100 Securities, Physical Delivery)													
12.08	11.75	11.81	-2.24%	September 2024	12.00	12.05	11.88	11.90	11.90	---	---	---	12.49	---	14	29	3,794
				December 2024	12.12	12.12	12.12	12.12	12.12	---	---	---	12.12	---	1	30	---
				March 2025	---	---	---	---	12.25	---	---	---	---	---	---	---	---
				June 2025	---	---	---	---	12.31	---	---	---	---	---	---	---	---
<b>ALPHA SERVICES HOLD (CR)</b>				(Contract Size: 100 Securities, Physical Delivery)													
1.692	1.644	1.658	-1.60%	September 2024	1.68	1.68	1.64	1.66	1.66	---	---	---	1.79	---	186	6,510	161,138
				December 2024	---	---	---	---	1.70	---	---	---	---	---	---	---	---
				March 2025	---	---	---	---	1.71	---	---	---	---	---	---	---	---
				June 2025	---	---	---	---	1.72	---	---	---	---	---	---	---	---
<b>ATHENS INTL AIRPORT (CR)</b>				(Contract Size: 100 Securities, Physical Delivery)													
8.058	7.98	7.996	-0.05%	September 2024	8.06	8.06	8.06	8.06	8.06	---	---	---	8.41	---	2	15	1,040
				December 2024	---	---	---	---	8.07	---	---	---	---	---	---	---	---
				March 2025	---	---	---	---	8.11	---	---	---	---	---	---	---	---
				June 2025	---	---	---	---	8.15	---	---	---	---	---	---	---	---
<b>AUTOHELLAS SA (CR)</b>				(Contract Size: 100 Securities, Physical Delivery)													
11.9	11.56	11.62	-1.53%	September 2024	11.64	11.87	11.64	11.67	11.67	---	---	---	12.13	---	5	20	158
				December 2024	---	---	---	---	11.90	---	---	---	---	---	---	---	---
				March 2025	---	---	---	---	11.96	---	---	---	---	---	---	---	---
				June 2025	---	---	---	---	12.02	---	---	---	---	---	---	---	---
<b>AVAX S.A. (CR)</b>				(Contract Size: 100 Securities, Physical Delivery)													
1.444	1.406	1.426	-0.14%	September 2024	---	---	---	---	1.45	---	---	---	1.49	---	---	---	653
				December 2024	---	---	---	---	1.44	---	---	---	---	---	---	---	---
				March 2025	---	---	---	---	1.45	---	---	---	---	---	---	---	---
				June 2025	---	---	---	---	1.45	---	---	---	---	---	---	---	---
<b>CC HBC AG (CR)</b>				(Contract Size: 100 Securities, Physical Delivery)													
32.52	32.18	32.52	1.62%	September 2024	32.09	32.21	32.01	32.21	32.21	---	---	---	32.43	---	12	46	98
				December 2024	---	---	---	---	32.28	---	---	---	---	---	---	---	---
				March 2025	---	---	---	---	32.44	---	---	---	---	---	---	---	---
				June 2025	---	---	---	---	32.60	---	---	---	---	---	---	---	---

Derivatives notes

Fixing prices and final open positions can be retrieved from the following path <http://www.helex.gr/el/web/guest/statistics-end-of-day-derivatives>



Underlying Asset				Derivatives Market													
Price max	Price min	Closing price	change	Delivery Month	Open price	Price max	Price min	Last price	Closing price	Last Bid	Last Ask	Fixing price*	Life high	Life low	Trades	Volume	Open Interest
<b>CENERGY HOLDINGS (CB)</b>				(Contract Size: 100 Securities, Physical Delivery)													
9.93	9.8	9.8	-0.91%	September 2024	9.87	9.87	9.87	9.87	9.87	---	---	---	10.03	---	1	2	3,731
				December 2024	---	---	---	---	9.98	---	---	---	---	---	---	---	---
				March 2025	---	---	---	---	10.03	---	---	---	---	---	---	---	---
				June 2025	---	---	---	---	10.08	---	---	---	---	---	---	---	---
<b>ELLAKTOR (CR)</b>				(Contract Size: 100 Securities, Physical Delivery)													
2.635	2.58	2.6	0.39%	September 2024	2.61	2.62	2.61	2.62	2.62	---	---	---	2.70	---	8	48	3,656
				December 2024	---	---	---	---	2.61	---	---	---	---	---	---	---	---
				March 2025	---	---	---	---	2.63	---	---	---	---	---	---	---	---
				June 2025	---	---	---	---	2.64	---	---	---	---	---	---	---	---
<b>ELVALHALCOR (CR)</b>				(Contract Size: 100 Securities, Physical Delivery)													
1.848	1.828	1.836	0.22%	September 2024	1.85	1.85	1.83	1.84	1.84	---	---	---	2.04	---	14	73	4,739
				December 2024	---	---	---	---	1.83	---	---	---	1.88	---	---	---	13
				March 2025	---	---	---	---	1.86	---	---	---	---	---	---	---	---
				June 2025	---	---	---	---	1.87	---	---	---	---	---	---	---	---
<b>EUROBANK HOLDINGS (CR)</b>				(Contract Size: 100 Securities, Physical Delivery)													
2.133	2.077	2.119	-0.05%	September 2024	2.04	2.06	2.01	2.04	2.04	---	---	---	2.16	---	38	876	16,369
				December 2024	---	---	---	---	2.14	---	---	---	---	---	---	---	---
				March 2025	---	---	---	---	2.15	---	---	---	---	---	---	---	---
				June 2025	---	---	---	---	2.16	---	---	---	---	---	---	---	---
<b>EYDAP S.A. (CR)</b>				(Contract Size: 100 Securities, Physical Delivery)													
5.83	5.72	5.78	-0.34%	September 2024	5.69	5.69	5.69	5.69	5.69	---	---	---	5.90	---	2	10	4,446
				December 2024	---	---	---	---	5.85	---	---	---	---	---	---	---	---
				March 2025	---	---	---	---	5.88	---	---	---	---	---	---	---	---
				June 2025	---	---	---	---	5.91	---	---	---	---	---	---	---	---
<b>FOURLIS (CR)</b>				(Contract Size: 100 Securities, Physical Delivery)													
3.96	3.89	3.89	-0.89%	September 2024	3.98	3.98	3.93	3.93	3.93	---	---	---	4.19	---	5	13	1,112
				December 2024	---	---	---	---	3.96	---	---	---	---	---	---	---	---
				March 2025	---	---	---	---	3.98	---	---	---	---	---	---	---	---
				June 2025	---	---	---	---	4.00	---	---	---	---	---	---	---	---
<b>GEK TERNA (CR)</b>				(Contract Size: 100 Securities, Physical Delivery)													
17.94	17.7	17.9	0.45%	September 2024	17.98	18.04	17.91	18.04	18.04	---	---	---	18.10	---	32	117	14,714
				December 2024	---	---	---	---	17.98	---	---	---	---	---	---	---	---
				March 2025	---	---	---	---	18.07	---	---	---	---	---	---	---	---
				June 2025	---	---	---	---	18.16	---	---	---	---	---	---	---	---

Derivatives notes

Fixing prices and final open positions can be retrieved from the following path <http://www.helex.gr/el/web/guest/statistics-end-of-day-derivatives>

Underlying Asset				Derivatives Market													
Price max	Price min	Closing price	change	Delivery Month	Open price	Price max	Price min	Last price	Closing price	Last Bid	Last Ask	Fixing price*	Life high	Life low	Trades	Volume	Open Interest
<b>HELLENIC EXCHANGES-A.S.E. (CR)</b>				(Contract Size: 100 Securities, Physical Delivery)													
4.84	4.725	4.78	0.21%	September 2024	4.81	4.81	4.77	4.79	4.79	---	---	---	5.25	---	13	87	6,029
				December 2024	---	---	---	---	4.81	---	---	---	---	---	---	---	---
				March 2025	---	---	---	---	4.84	---	---	---	---	---	---	---	---
				June 2025	---	---	---	---	4.86	---	---	---	---	---	---	---	---
<b>HELLENIQ ENERGY (CR)</b>				(Contract Size: 100 Securities, Physical Delivery)													
7.565	7.4	7.46	-0.67%	September 2024	7.62	7.62	7.47	7.47	7.47	---	---	---	8.40	---	35	141	5,173
				December 2024	---	---	---	---	7.58	---	---	---	---	---	---	---	---
				March 2025	---	---	---	---	7.61	---	---	---	---	---	---	---	---
				June 2025	---	---	---	---	7.65	---	---	---	---	---	---	---	---
<b>INTRACOM HOLDINGS (CR)</b>				(Contract Size: 102 Securities, Physical Delivery)													
3.5	3.45	3.47	-0.57%	September 2024	3.48	3.48	3.48	3.48	3.48	---	---	---	3.55	3.27	3	19	7,837
				December 2024	---	---	---	---	3.52	---	---	---	---	---	---	---	---
				March 2025	---	---	---	---	3.54	---	---	---	---	---	---	---	---
				June 2025	---	---	---	---	3.56	---	---	---	---	---	---	---	---
<b>INTRAKAT (CR)</b>				(Contract Size: 100 Securities, Physical Delivery)													
5	4.94	4.98	-0.40%	September 2024	5.00	5.00	4.97	4.97	4.97	---	---	---	5.20	---	6	8	2,416
				December 2024	---	---	---	---	5.04	---	---	---	---	---	---	---	---
				March 2025	---	---	---	---	5.07	---	---	---	---	---	---	---	---
				June 2025	---	---	---	---	5.09	---	---	---	---	---	---	---	---
<b>JUMBO SA (CR)</b>				(Contract Size: 100 Securities, Physical Delivery)													
25.64	24.76	25	-1.81%	September 2024	24.54	25.44	24.54	25.06	25.06	---	---	---	26.97	---	18	77	431
				December 2024	---	---	---	---	25.68	---	---	---	---	---	---	---	---
				March 2025	---	---	---	---	25.81	---	---	---	---	---	---	---	---
				June 2025	---	---	---	---	25.94	---	---	---	---	---	---	---	---
<b>LAMDA DEVELOPMENT SA (CR)</b>				(Contract Size: 100 Securities, Physical Delivery)													
7.32	7.11	7.3	0.55%	September 2024	7.30	7.34	7.20	7.28	7.28	---	---	---	7.56	---	99	786	7,519
				December 2024	---	---	---	---	7.32	---	---	---	---	---	---	---	---
				March 2025	---	---	---	---	7.36	---	---	---	---	---	---	---	---
				June 2025	---	---	---	---	7.40	---	---	---	---	---	---	---	---
<b>METLEN ENERGY &amp; METALS (CR)</b>				(Contract Size: 100 Securities, Physical Delivery)													
35.98	35.2	35.4	-1.06%	September 2024	36.19	36.19	35.50	35.62	35.62	---	---	---	38.35	---	55	184	5,010
				December 2024	---	---	---	---	36.42	---	---	---	36.20	---	---	---	20
				March 2025	---	---	---	---	36.27	---	---	---	---	---	---	---	---
				June 2025	---	---	---	---	36.45	---	---	---	---	---	---	---	---

Derivatives notes

Fixing prices and final open positions can be retrieved from the following path <http://www.helex.gr/el/web/guest/statistics-end-of-day-derivatives>

Underlying Asset				Derivatives Market													
Price max	Price min	Closing price	change	Delivery Month	Open price	Price max	Price min	Last price	Closing price	Last Bid	Last Ask	Fixing price*	Life high	Life low	Trades	Volume	Open Interest
<b>MIG (CR)</b>				(Contract Size: 100 Securities, Physical Delivery)													
3.8	3.69	3.795	0.80%	September 2024	---	---	---	---	3.78	---	---	---	3.94	---	---	---	99
				December 2024	---	---	---	---	3.80	---	---	---	---	---	---	---	---
				March 2025	---	---	---	---	3.82	---	---	---	---	---	---	---	---
				June 2025	---	---	---	---	3.84	---	---	---	---	---	---	---	---
<b>MOTOR OIL (CR)</b>				(Contract Size: 100 Securities, Physical Delivery)													
22.9	22.56	22.56	-1.05%	September 2024	22.96	23.02	22.75	22.75	22.75	---	---	---	26.50	---	48	213	2,543
				December 2024	---	---	---	---	23.00	---	---	---	---	---	---	---	---
				March 2025	---	---	---	---	23.11	---	---	---	---	---	---	---	---
				June 2025	---	---	---	---	23.23	---	---	---	---	---	---	---	---
<b>NATIONAL BANK (CR)</b>				(Contract Size: 100 Securities, Physical Delivery)													
8.04	7.856	7.948	-0.65%	September 2024	7.70	7.70	7.59	7.67	7.67	---	---	---	8.36	---	92	938	17,991
				December 2024	---	---	---	---	8.07	---	---	---	---	---	---	---	---
				March 2025	---	---	---	---	8.11	---	---	---	---	---	---	---	---
				June 2025	---	---	---	---	8.15	---	---	---	---	---	---	---	---
<b>OPAP (CR)</b>				(Contract Size: 102 Securities, Physical Delivery)													
15.8	15.51	15.8	1.28%	September 2024	15.72	15.73	15.65	15.73	15.73	---	---	---	15.86	14.60	15	68	1,977
				December 2024	---	---	---	---	15.96	---	---	---	15.30	---	---	---	20
				March 2025	---	---	---	---	15.81	---	---	---	---	---	---	---	---
				June 2025	---	---	---	---	15.89	---	---	---	---	---	---	---	---
<b>OPTIMA BANK (CR)</b>				(Contract Size: 100 Securities, Physical Delivery)													
11.96	11.58	11.78	0.00%	September 2024	---	---	---	---	11.80	---	---	---	13.13	---	---	---	71
				December 2024	---	---	---	---	11.88	---	---	---	---	---	---	---	---
				March 2025	---	---	---	---	11.94	---	---	---	---	---	---	---	---
				June 2025	---	---	---	---	12.00	---	---	---	---	---	---	---	---
<b>OTE (CR)</b>				(Contract Size: 100 Securities, Physical Delivery)													
14.14	13.91	14.1	0.43%	September 2024	14.07	14.17	14.05	14.10	14.10	---	---	---	14.30	---	9	24	4,857
				December 2024	---	---	---	---	14.16	---	---	---	---	---	---	---	---
				March 2025	---	---	---	---	14.23	---	---	---	---	---	---	---	---
				June 2025	---	---	---	---	14.30	---	---	---	---	---	---	---	---
<b>P.P.A. S.A. (CR)</b>				(Contract Size: 100 Securities, Physical Delivery)													
27.25	27.05	27.2	0.18%	September 2024	---	---	---	---	25.31	---	---	---	25.90	---	---	---	80
				December 2024	---	---	---	---	27.39	---	---	---	---	---	---	---	---
				March 2025	---	---	---	---	27.52	---	---	---	---	---	---	---	---
				June 2025	---	---	---	---	27.66	---	---	---	---	---	---	---	---

Derivatives notes

Fixing prices and final open positions can be retrieved from the following path <http://www.helex.gr/el/web/guest/statistics-end-of-day-derivatives>

Underlying Asset				Derivatives Market													
Price max	Price min	Closing price	change	Delivery Month	Open price	Price max	Price min	Last price	Closing price	Last Bid	Last Ask	Fixing price*	Life high	Life low	Trades	Volume	Open Interest
<b>PIRAEUS FINANCIAL HOLD (CR)</b>				(Contract Size: 100 Securities, Physical Delivery)													
3.81	3.735	3.81	0.53%	September 2024	3.80	3.83	3.76	3.83	3.83	---	---	---	4.05	---	196	4,529	101,157
				December 2024	---	---	---	---	3.79	---	---	---	3.43	---	---	---	---
				March 2025	---	---	---	---	3.84	---	---	---	---	---	---	---	---
				June 2025	---	---	---	---	3.86	---	---	---	---	---	---	---	---
<b>PPC (CR)</b>				(Contract Size: 100 Securities, Physical Delivery)													
11.5	11.19	11.25	-0.62%	September 2024	11.16	11.36	11.01	11.09	11.09	---	---	---	11.88	---	122	721	31,360
				December 2024	---	---	---	---	11.42	---	---	---	---	---	---	---	---
				March 2025	---	---	---	---	11.48	---	---	---	---	---	---	---	---
				June 2025	---	---	---	---	11.53	---	---	---	---	---	---	---	---
<b>QUEST HOLDINGS (CR)</b>				(Contract Size: 100 Securities, Physical Delivery)													
5.28	5.15	5.21	-1.14%	September 2024	5.23	5.23	5.23	5.23	5.23	---	---	---	5.38	---	1	1	180
				December 2024	---	---	---	---	5.32	---	---	---	---	---	---	---	---
				March 2025	---	---	---	---	5.34	---	---	---	---	---	---	---	---
				June 2025	---	---	---	---	5.37	---	---	---	---	---	---	---	---
<b>TERNA ENERGY (CR)</b>				(Contract Size: 100 Securities, Physical Delivery)													
19.31	19.25	19.31	0.10%	September 2024	19.38	19.40	19.38	19.40	19.40	---	---	---	19.55	---	6	70	22,153
				December 2024	---	---	---	---	19.46	---	---	---	---	---	---	---	---
				March 2025	---	---	---	---	19.56	---	---	---	---	---	---	---	---
				June 2025	---	---	---	---	19.65	---	---	---	---	---	---	---	---
<b>TITAN CEMENT (CB)</b>				(Contract Size: 100 Securities, Physical Delivery)													
31.4	30.6	31.4	0.32%	September 2024	31.31	31.31	30.77	30.77	30.77	---	---	---	31.67	---	3	15	330
				December 2024	---	---	---	---	31.57	---	---	---	---	---	---	---	---
				March 2025	---	---	---	---	31.73	---	---	---	---	---	---	---	---
				June 2025	---	---	---	---	31.89	---	---	---	---	---	---	---	---
<b>VIOHALCO SA/NV (CB)</b>				(Contract Size: 100 Securities, Physical Delivery)													
5.97	5.87	5.9	-1.17%	September 2024	6.01	6.01	5.93	5.96	5.96	---	---	---	6.50	---	26	63	3,974
				December 2024	6.08	6.08	6.08	6.08	6.08	---	---	---	6.08	---	6	120	---
				March 2025	---	---	---	---	6.05	---	---	---	---	---	---	---	---
				June 2025	---	---	---	---	6.08	---	---	---	---	---	---	---	---

Derivatives notes

Fixing prices and final open positions can be retrieved from the following path <http://www.helex.gr/el/web/guest/statistics-end-of-day-derivatives>

FTSE/Athex Large Cap

(Trade Unit: 1 Index Point x 2€ - Exercise Style: European, Cash Settlement)

Call Options																Put Options																	
Exercise Price	July 2024							August 2024							Other Months		July 2024					August 2024					Other Months		Exercise Price				
	Open price	Price max	Price min	Last price	Closing price	Volume	Open Interest	Open price	Price max	Price min	Last price	Closing price	Volume	Open Interest	Volume	Open Interest	Open price	Price max	Price min	Last price	Closing price	Volume	Open Interest	Open price	Price max	Price min	Last price	Closing price		Volume	Open Interest	Volume	Open Interest
2,450	-	-	-	-	-	-	-	-	-	-	-	-	-	-	-	-	-	-	-	-	-	-	-	-	-	-	-	-	-	-	-	-	2,450
2,500	-	-	-	-	-	-	-	-	-	-	-	-	-	-	-	-	-	-	-	-	-	-	-	-	-	-	-	-	-	-	-	-	2,500
2,550	-	-	-	-	-	-	-	-	-	-	-	-	-	-	-	-	-	-	-	-	-	-	-	-	-	-	-	-	-	-	-	-	2,550
2,600	-	-	-	-	-	-	-	-	-	-	-	-	-	-	-	-	-	-	-	-	-	-	-	-	-	-	-	-	-	-	-	-	2,600
2,650	-	-	-	-	-	-	-	-	-	-	-	-	-	-	-	-	-	-	-	-	-	-	-	-	-	-	-	-	-	-	-	-	2,650
2,700	-	-	-	-	-	-	-	-	-	-	-	-	-	-	-	-	-	-	-	-	-	-	-	-	-	-	-	-	-	-	-	-	2,700
2,750	-	-	-	-	-	-	-	-	-	-	-	-	-	-	-	-	-	-	-	-	-	-	-	-	-	-	-	-	-	-	-	-	2,750
2,800	-	-	-	-	-	-	-	-	-	-	-	-	-	-	-	-	-	-	-	-	-	-	-	-	-	-	-	-	-	-	-	-	2,800
2,850	-	-	-	-	-	-	-	-	-	-	-	-	-	-	-	-	-	-	-	-	-	-	-	-	-	-	-	-	-	-	-	-	2,850
2,900	-	-	-	-	-	-	-	-	-	-	-	-	-	-	-	-	-	-	-	-	-	-	-	-	-	-	-	-	-	-	-	-	2,900
2,950	-	-	-	-	-	-	-	-	-	-	-	-	-	-	-	-	-	-	-	-	-	-	-	-	-	-	-	-	-	-	-	-	2,950
3,000	-	-	-	-	-	-	-	-	-	-	-	-	-	-	-	-	-	-	-	-	-	-	-	-	-	-	-	-	-	-	-	-	3,000
3,050	-	-	-	-	-	-	-	-	-	-	-	-	-	-	-	-	-	-	-	-	-	-	-	-	-	-	-	-	-	-	-	-	3,050
3,100	-	-	-	-	-	-	-	-	-	-	-	-	-	-	-	-	-	-	-	-	-	-	-	-	-	-	-	-	-	-	-	-	3,100
3,150	0.00	0.00	0.00	-	377.00	-	-	0.00	0.00	0.00	-	350.00	-	-	-	0.00	0.00	0.00	-	0.01	-	-	0.00	0.00	0.00	-	2.20	-	-	-	-	3,150	
3,200	0.00	0.00	0.00	-	327.00	-	-	0.00	0.00	0.00	-	303.00	-	-	-	0.00	0.00	0.00	-	0.02	-	-	0.00	0.00	0.00	-	4.40	-	-	-	-	3,200	
3,250	0.00	0.00	0.00	-	277.00	-	20	0.00	0.00	0.00	-	257.00	-	-	-	0.00	0.00	0.00	-	0.02	-	-	0.00	0.00	0.00	-	8.30	-	-	-	-	3,250	
3,300	0.00	0.00	0.00	-	227.00	-	-	0.00	0.00	0.00	-	213.00	-	-	-	0.00	0.00	0.00	-	0.01	-	27	0.00	0.00	0.00	-	14.50	-	40	-	-	3,300	
3,350	0.00	0.00	0.00	-	177.00	-	83	0.00	0.00	0.00	-	172.00	-	-	-	0.00	0.00	0.00	-	0.03	-	51	0.00	0.00	0.00	-	24.00	-	10	-	-	3,350	
3,400	0.00	0.00	0.00	-	127.00	-	21	0.00	0.00	0.00	-	136.00	-	-	-	0.00	0.00	0.00	-	0.41	-	37	0.00	0.00	0.00	-	37.50	-	20	-	-	3,400	
3,450	0.00	0.00	0.00	-	80.00	-	60	0.00	0.00	0.00	-	104.00	-	20	-	0.00	0.00	0.00	-	3.10	-	126	0.00	0.00	0.00	-	55.50	-	20	-	-	3,450	
3,500	0.00	0.00	0.00	-	40.50	-	50	0.00	0.00	0.00	-	77.50	-	20	-	0.00	0.00	0.00	-	13.50	-	66	0.00	0.00	0.00	-	78.50	-	41	-	-	3,500	
3,550	0.00	0.00	0.00	-	15.00	-	70	0.00	0.00	0.00	-	55.50	-	-	-	0.00	0.00	0.00	-	38.00	-	20	111.00	111.00	111.00	111.00	111.00	20	20	-	-	3,550	
3,600	0.00	0.00	0.00	-	3.80	-	33	32.25	32.25	32.25	32.25	32.25	20	55	-	0.00	0.00	0.00	-	77.00	-	40	0.00	0.00	0.00	-	140.00	-	-	-	-	3,600	
3,650	0.00	0.00	0.00	-	0.62	-	70	28.50	28.50	22.75	23.75	23.75	100	-	-	0.00	0.00	0.00	-	124.00	-	-	0.00	0.00	0.00	-	177.00	-	-	-	-	3,650	
3,700	0.00	0.00	0.00	-	0.06	-	90	0.00	0.00	0.00	-	16.75	-	-	-	0.00	0.00	0.00	-	173.00	-	20	0.00	0.00	0.00	-	218.00	-	-	-	-	3,700	
3,750	0.00	0.00	0.00	-	0.01	-	20	0.00	0.00	0.00	-	10.50	-	-	-	0.00	0.00	0.00	-	223.00	-	-	0.00	0.00	0.00	-	261.00	-	-	-	-	3,750	
3,800	0.00	0.00	0.00	-	0.01	-	20	0.00	0.00	0.00	-	6.30	-	-	-	0.00	0.00	0.00	-	273.00	-	-	0.00	0.00	0.00	-	307.00	-	-	-	-	3,800	
3,850	0.00	0.00	0.00	-	0.02	-	-	0.00	0.00	0.00	-	3.70	-	-	-	0.00	0.00	0.00	-	323.00	-	-	0.00	0.00	0.00	-	354.00	-	-	-	-	3,850	
3,900	0.00	0.00	0.00	-	0.02	-	-	0.00	0.00	0.00	-	2.10	-	-	-	0.00	0.00	0.00	-	373.00	-	-	0.00	0.00	0.00	-	403.00	-	-	-	-	3,900	
Totals:						0	537					120	95	0	0							0	387							20	151	0	0
Number of Trades:						0						6		0								0								1		0	

ALPHA SERVICES HOLD (CR)

(Contract Size: 100 Securities, Exercise Style: American, Physical Delivery)

Call Options														Put Options																					
Exercise Price	July 2024					August 2024					Other Months				July 2024					August 2024					Other Months				Exercise Price						
	Open price	Price max	Price min	Last price	Closing price	Volume	Open Interest	Open price	Price max	Price min	Last price	Closing price	Volume	Open Interest	Volume	Open Interest	Open price	Price max	Price min	Last price	Closing price	Volume	Open Interest	Open price	Price max	Price min	Last price	Closing price		Volume	Open Interest	Volume	Open Interest		
0.850						-	-						-	-									-	-									0.009		
0.900						-	-						-	-									-	-									0.009		
0.950						-	-						-	-									-	-									0.010		
1.000	0.000	0.000	0.000		0.690	-	-	0.000	0.000	0.000		0.692	-	-	0.000	0.000	0.000	0.000	0.001	-	-	0.000	0.000	0.000	0.001	-	-	0.000	0.000	0.000	0.001	-	-	0.010	
1.100	0.000	0.000	0.000		0.590	-	-	0.000	0.000	0.000		0.592	-	-	0.000	0.000	0.000	0.000	0.001	-	-	0.000	0.000	0.000	0.001	-	-	0.000	0.000	0.000	0.001	-	-	0.011	
1.200	0.000	0.000	0.000		0.490	-	-	0.000	0.000	0.000		0.492	-	-	0.000	0.000	0.000	0.000	0.003	-	-	0.000	0.000	0.000	0.001	-	-	0.000	0.000	0.000	0.001	-	-	0.012	
1.300	0.000	0.000	0.000		0.390	-	-	0.000	0.000	0.000		0.392	-	-	0.000	0.000	0.000	0.000	0.002	-	-	0.000	0.000	0.000	0.001	-	-	0.000	0.000	0.000	0.001	-	-	0.013	
1.400	0.000	0.000	0.000		0.290	-	-	0.000	0.000	0.000		0.294	-	-	0.000	0.000	0.000	0.000	0.001	-	-	0.000	0.000	0.000	0.002	-	-	0.000	0.000	0.000	0.002	-	-	0.014	
1.500	0.000	0.000	0.000		0.191	-	-	0.000	0.000	0.000		0.201	-	-	0.000	0.000	0.000	0.000	0.001	-	-	0.000	0.000	0.000	0.009	-	-	0.000	0.000	0.000	0.009	-	-	0.015	
1.600	0.000	0.000	0.000		0.097	-	-	0.000	0.000	0.000		0.122	-	-	0.000	0.000	0.000	0.000	0.006	-	-	0.000	0.000	0.000	0.029	-	-	0.000	0.000	0.000	0.029	-	-	0.016	
1.700	0.000	0.000	0.000		0.031	-	-	0.000	0.000	0.000		0.064	-	-	0.000	0.000	0.000	0.000	0.040	-	-	0.000	0.000	0.000	0.071	-	-	0.000	0.000	0.000	0.071	-	-	0.017	
1.800	0.000	0.000	0.000		0.005	-	-	0.000	0.000	0.000		0.029	-	-	0.000	0.000	0.000	0.000	0.115	-	-	0.000	0.000	0.000	0.136	-	-	0.000	0.000	0.000	0.136	-	-	0.018	
1.900	0.000	0.000	0.000		0.001	-	-	0.000	0.000	0.000		0.011	-	-	0.000	0.000	0.000	0.000	0.210	-	-	0.000	0.000	0.000	0.219	-	-	0.000	0.000	0.000	0.219	-	-	0.019	
2.000	0.000	0.000	0.000		0.001	-	-	0.000	0.000	0.000		0.003	-	-	0.000	0.000	0.000	0.000	0.310	-	-	0.000	0.000	0.000	0.312	-	-	0.000	0.000	0.000	0.312	-	-	0.020	
2.200	0.000	0.000	0.000		0.001	-	-	0.000	0.000	0.000		0.001	-	-	0.000	0.000	0.000	0.000	0.510	-	-	0.000	0.000	0.000	0.510	-	-	0.000	0.000	0.000	0.510	-	-	0.022	
2.400	0.000	0.000	0.000		0.001	-	-	0.000	0.000	0.000		0.001	-	-	0.000	0.000	0.000	0.000	0.710	-	-	0.000	0.000	0.000	0.710	-	-	0.000	0.000	0.000	0.710	-	-	0.024	
2.600	0.000	0.000	0.000		0.001	-	-	0.000	0.000	0.000		0.001	-	-	0.000	0.000	0.000	0.000	0.910	-	-	0.000	0.000	0.000	0.910	-	-	0.000	0.000	0.000	0.910	-	-	0.026	
Totals:						0	0					0	0	0	0					0	0				0	0	0	0							
Number of Trades:						0						0		0						0.00						0									

NATIONAL BANK (CR)

(Contract Size: 100 Securities, Exercise Style: American, Physical Delivery)

Call Options															Put Options															
July 2024															August 2024										Other Months					
Exercise Price	Open price	Price max	Price min	Last price	Closing price	Volume	Open Interest	Open price	Price max	Price min	Last price	Closing price	Volume	Open Interest	Volume	Open Interest	Open price	Price max	Price min	Last price	Closing price	Volume	Open Interest	Volume	Open Interest	Exercise Price				
3.400						-	-																				0.034			
3.600						-	-																				0.036			
3.800						-	-																				0.038			
4.000						-	-																				0.040			
4.400						-	-																				0.044			
4.800						-	-																				0.048			
5.200	0.000	0.000	0.000		2.80	-	-										0.000	0.000	0.000		0.001	-	-				0.052			
5.600	0.000	0.000	0.000		2.40	-	-	0.000	0.000	0.000		2.41	-	-			0.000	0.000	0.000		0.001	-	-	0.000	0.000	0.000	0.001	-	-	0.056
6.000	0.000	0.000	0.000		2.00	-	-	0.000	0.000	0.000		2.01	-	-			0.000	0.000	0.000		0.001	-	-	0.000	0.000	0.000	0.001	-	-	0.060
6.400	0.000	0.000	0.000		1.60	-	-	0.000	0.000	0.000		1.61	-	-			0.000	0.000	0.000		0.001	-	-	0.000	0.000	0.000	0.002	-	-	0.064
6.800	0.000	0.000	0.000		1.20	-	-	0.000	0.000	0.000		1.23	-	-			0.000	0.000	0.000		0.001	-	-	0.000	0.000	0.000	0.013	-	-	0.068
7.200	0.000	0.000	0.000		0.801	-	-	0.000	0.000	0.000		0.864	-	-			0.000	0.000	0.000		0.002	-	-	0.000	0.000	0.000	0.051	-	-	0.072
7.600	0.000	0.000	0.000		0.404	-	-	0.000	0.000	0.000		0.554	-	-			0.000	0.000	0.000		0.003	-	-	0.000	0.000	0.000	0.141	-	-	0.076
8.000	0.000	0.000	0.000		0.090	-	-	0.000	0.000	0.000		0.317	-	4			0.000	0.000	0.000		0.088	-	-	0.000	0.000	0.000	0.304	-	-	0.080
8.400	0.000	0.000	0.000		0.004	-	-	0.000	0.000	0.000		0.163	-	-			0.000	0.000	0.000		0.403	-	-	0.000	0.000	0.000	0.551	-	-	0.084
8.800	0.000	0.000	0.000		0.002	-	-	0.000	0.000	0.000		0.075	-	-			0.000	0.000	0.000		0.800	-	-	0.000	0.000	0.000	0.863	-	-	0.088
9.200	0.000	0.000	0.000		0.001	-	-	0.000	0.000	0.000		0.029	-	-			0.000	0.000	0.000		1.20	-	-	0.000	0.000	0.000	1.22	-	-	0.092
9.600	0.000	0.000	0.000		0.001	-	-	0.000	0.000	0.000		0.011	-	-			0.000	0.000	0.000		1.60	-	-	0.000	0.000	0.000	1.60	-	-	0.096
10.000	0.000	0.000	0.000		0.001	-	-	0.000	0.000	0.000		0.003	-	-			0.000	0.000	0.000		2.00	-	-	0.000	0.000	0.000	2.00	-	-	0.100
11.000	0.000	0.000	0.000		0.001	-	-	0.000	0.000	0.000		0.001	-	-			0.000	0.000	0.000		3.00	-	-	0.000	0.000	0.000	3.00	-	-	0.110
Totals:						0	0						0	4	0	0						0	0			0	0	0	0	
Number of Trades:						0							0	0	0							0.00				0	0			0

OPAP (CR)

(Contract Size: 102 Securities, Exercise Style: American, Physical Delivery)

Exerise Price	Call Options														Volume	Open Interest	Put Options														Exerise Price				
	July 2024							August 2024									Other Months		July 2024							August 2024							Other Months		
	Open price	Price max	Price min	Last price	Closing price	Volume	Open Interest	Open price	Price max	Price min	Last price	Closing price	Volume	Open Interest			Open price	Price max	Price min	Last price	Closing price	Volume	Open Interest	Open price	Price max	Price min	Last price	Closing price	Volume	Open Interest		Volume	Open Interest		
9.440	0.000	0.000	0.000	6.16	-	-									0.000	0.000	0.000	0.001	-	-											0.094				
9.600	0.000	0.000	0.000	6.00	-	-	0.000	0.000	0.000	6.02	-	-			0.000	0.000	0.000	0.001	-	-	0.000	0.000	0.000	0.001	-	-					0.096				
9.830	0.000	0.000	0.000	5.77	-	-									0.000	0.000	0.000	0.001	-	-											0.098				
10.000	0.000	0.000	0.000	5.60	-	-	0.000	0.000	0.000	5.62	-	-			0.000	0.000	0.000	0.001	-	-	0.000	0.000	0.000	0.001	-	-					0.100				
10.810	0.000	0.000	0.000	4.79	-	-									0.000	0.000	0.000	0.001	-	-											0.108				
11.000	0.000	0.000	0.000	4.60	-	-	0.000	0.000	0.000	4.62	-	-			0.000	0.000	0.000	0.001	-	-	0.000	0.000	0.000	0.001	-	-					0.110				
11.790	0.000	0.000	0.000	3.81	-	-									0.000	0.000	0.000	0.001	-	-											0.118				
12.000	0.000	0.000	0.000	3.60	-	-	0.000	0.000	0.000	3.62	-	-			0.000	0.000	0.000	0.001	-	-	0.000	0.000	0.000	0.001	-	-					0.120				
12.780	0.000	0.000	0.000	2.82	-	-									0.000	0.000	0.000	0.002	-	-											0.128				
13.000	0.000	0.000	0.000	2.60	-	-	0.000	0.000	0.000	2.62	-	-			0.000	0.000	0.000	0.001	-	-	0.000	0.000	0.000	0.001	-	-					0.130				
13.760	0.000	0.000	0.000	1.84	-	-									0.000	0.000	0.000	0.001	-	16											0.138				
14.000	0.000	0.000	0.000	1.60	-	5	0.000	0.000	0.000	1.64	-	5			0.000	0.000	0.000	0.001	-	5	0.000	0.000	0.000	0.019	-	-					0.140				
14.740	0.000	0.000	0.000	0.863	-	-									0.000	0.000	0.000	0.001	-	-											0.147				
15.000	0.000	0.000	0.000	0.605	-	-	0.000	0.000	0.000	0.789	-	-			0.000	0.000	0.000	0.002	-	-	0.000	0.000	0.000	0.164	-	-					0.150				
15.730	0.000	0.000	0.000	0.069	-	-									0.000	0.000	0.000	0.197	-	-											0.157				
16.000	0.000	0.000	0.000	0.014	-	-	0.000	0.000	0.000	0.257	-	50			0.000	0.000	0.000	0.412	-	-	0.000	0.000	0.000	0.632	-	-					0.160				
16.710	0.000	0.000	0.000	0.003	-	-									0.000	0.000	0.000	1.11	-	-											0.167				
17.000	0.000	0.000	0.000	0.001	-	-	0.000	0.000	0.000	0.052	-	-			0.000	0.000	0.000	1.40	-	-	0.000	0.000	0.000	1.43	-	-					0.170				
17.690	0.000	0.000	0.000	0.001	-	-									0.000	0.000	0.000	2.09	-	-											0.177				
18.000	0.000	0.000	0.000	0.001	-	-	0.000	0.000	0.000	0.006	-	-			0.000	0.000	0.000	2.40	-	-	0.000	0.000	0.000	2.40	-	-					0.180				
18.670	0.000	0.000	0.000	0.001	-	-									0.000	0.000	0.000	3.07	-	-											0.187				
19.000	0.000	0.000	0.000	0.001	-	-	0.000	0.000	0.000	0.001	-	-			0.000	0.000	0.000	3.40	-	-	0.000	0.000	0.000	3.40	-	-					0.190				
19.660	0.000	0.000	0.000	0.001	-	-									0.000	0.000	0.000	4.06	-	-											0.197				
20.000	0.000	0.000	0.000	0.001	-	-	0.000	0.000	0.000	0.001	-	-			0.000	0.000	0.000	4.40	-	-	0.000	0.000	0.000	4.40	-	-					0.200				
21.620	0.000	0.000	0.000	0.001	-	-									0.000	0.000	0.000	6.02	-	-											0.216				
22.000	0.000	0.000	0.000	0.001	-	-	0.000	0.000	0.000	0.001	-	-			0.000	0.000	0.000	6.40	-	-	0.000	0.000	0.000	6.40	-	-					0.220				
23.590	0.000	0.000	0.000	0.001	-	-									0.000	0.000	0.000	7.99	-	-											0.236				
24.000					-	-													-	-											0.240				
Totals:					0	5					0	55	0	0					0	21					0	35	0	0							
Number of Trades:					0						0		0						0.00						0		0								



OTE (CR)

(Contract Size: 100 Securities, Exercise Style: American, Physical Delivery)

Call Options														Put Options																					
Exercise Price	July 2024						August 2024						Other Months		July 2024						August 2024						Other Months		Exercise Price						
	Open price	Price max	Price min	Last price	Closing price	Volume	Open Interest	Open price	Price max	Price min	Last price	Closing price	Volume	Open Interest	Volume	Open Interest	Open price	Price max	Price min	Last price	Closing price	Volume	Open Interest	Open price	Price max	Price min	Last price	Closing price		Volume	Open Interest	Volume	Open Interest		
9.200	0.000	0.000	0.000	4.84	-	-	0.000	0.000	0.000	4.86	-	-				0.000	0.000	0.000	0.001	-	-				0.000	0.000	0.000	0.001	-	-			0.092		
9.600	0.000	0.000	0.000	4.44	-	-	0.000	0.000	0.000	4.46	-	-				0.000	0.000	0.000	0.001	-	-				0.000	0.000	0.000	0.001	-	-			0.096		
10.000	0.000	0.000	0.000	4.04	-	-	0.000	0.000	0.000	4.06	-	-				0.000	0.000	0.000	0.001	-	-				0.000	0.000	0.000	0.001	-	-			0.100		
11.000	0.000	0.000	0.000	3.04	-	-	0.000	0.000	0.000	3.06	-	-				0.000	0.000	0.000	0.001	-	-				0.000	0.000	0.000	0.001	-	-			0.110		
12.000	0.000	0.000	0.000	2.04	-	-	0.000	0.000	0.000	2.06	-	-				0.000	0.000	0.000	0.001	-	-				0.000	0.000	0.000	0.002	-	-			0.120		
13.000	0.000	0.000	0.000	1.04	-	10	0.000	0.000	0.000	1.12	-	40				0.000	0.000	0.000	0.001	-	10				0.000	0.000	0.000	0.053	-	-			0.130		
14.000	0.000	0.000	0.000	0.150	-	-	0.000	0.000	0.000	0.408	-	-				0.000	0.000	0.000	0.107	-	20				0.000	0.000	0.000	0.345	-	-			0.140		
15.000	0.000	0.000	0.000	0.001	-	3	0.000	0.000	0.000	0.088	-	-				0.000	0.000	0.000	0.960	-	-				0.000	0.000	0.000	1.03	-	-			0.150		
16.000	0.000	0.000	0.000	0.007	-	-	0.000	0.000	0.000	0.010	-	-				0.000	0.000	0.000	1.96	-	-				0.000	0.000	0.000	1.96	-	-			0.160		
17.000	0.000	0.000	0.000	0.001	-	-	0.000	0.000	0.000	0.001	-	-				0.000	0.000	0.000	2.96	-	-				0.000	0.000	0.000	2.96	-	-			0.170		
18.000	0.000	0.000	0.000	0.001	-	-	0.000	0.000	0.000	0.001	-	-				0.000	0.000	0.000	3.96	-	-				0.000	0.000	0.000	3.96	-	-			0.180		
19.000	0.000	0.000	0.000	0.001	-	-	0.000	0.000	0.000	0.001	-	-				0.000	0.000	0.000	4.96	-	-				0.000	0.000	0.000	4.96	-	-			0.190		
Totals:						0	13							0	40	0	0							0	30							0	5	0	0
Number of Trades:						0							0	0								0.00							0	0					

PIRAEUS FINANCIAL HOLD (CR)

(Contract Size: 100 Securities, Exercise Style: American, Physical Delivery)

Call Options																Put Options																		
July 2024								August 2024								Other Months		July 2024					August 2024					Other Months		Exercise Price				
Exercise Price	Open price	Price max	Price min	Last price	Closing price	Volume	Open Interest	Open price	Price max	Price min	Last price	Closing price	Volume	Open Interest	Volume	Open Interest	Open price	Price max	Price min	Last price	Closing price	Volume	Open Interest	Open price	Price max	Price min	Last price	Closing price	Volume		Open Interest	Volume	Open Interest	
1.800						-	-							-	-																			0.018
1.900						-	-							-	-																			0.019
2.000						-	-							-	-																			0.020
2.200						-	-							-	-																			0.022
2.400	0.000	0.000	0.000		1.39	-	-	0.000	0.000	0.000		1.39	-	-			0.000	0.000	0.000		0.001	-	-		0.000	0.000	0.000		0.001	-	-		0.024	
2.600	0.000	0.000	0.000		1.19	-	-	0.000	0.000	0.000		1.19	-	-			0.000	0.000	0.000		0.001	-	-		0.000	0.000	0.000		0.001	-	-		0.026	
2.800	0.000	0.000	0.000		0.990	-	-	0.000	0.000	0.000		0.995	-	-			0.000	0.000	0.000		0.002	-	-		0.000	0.000	0.000		0.001	-	-		0.028	
3.000	0.000	0.000	0.000		0.790	-	-	0.000	0.000	0.000		0.796	-	-			0.000	0.000	0.000		0.001	-	-		0.000	0.000	0.000		0.001	-	-		0.030	
3.200	0.000	0.000	0.000		0.591	-	-	0.000	0.000	0.000		0.599	-	-			0.000	0.000	0.000		0.001	-	-		0.000	0.000	0.000		0.003	-	-		0.032	
3.400	0.000	0.000	0.000		0.391	-	200	0.000	0.000	0.000		0.413	-	20			0.000	0.000	0.000		0.005	-	-		0.000	0.000	0.000		0.017	-	-		0.034	
3.600	0.000	0.000	0.000		0.196	-	-	0.000	0.000	0.000		0.252	-	-			0.000	0.000	0.000		0.005	-	-		0.000	0.000	0.000		0.056	-	-		0.036	
3.800	0.000	0.000	0.000		0.053	-	-	0.000	0.000	0.000		0.134	-	-			0.000	0.000	0.000		0.062	-	-		0.000	0.000	0.000		0.138	-	-		0.038	
4.000	0.000	0.000	0.000		0.005	-	-	0.000	0.000	0.000		0.061	-	-			0.000	0.000	0.000		0.214	-	-		0.000	0.000	0.000		0.265	-	-		0.040	
4.400	0.000	0.000	0.000		0.001	-	-	0.000	0.000	0.000		0.008	-	-			0.000	0.000	0.000		0.610	-	-		0.000	0.000	0.000		0.614	-	-		0.044	
4.800	0.000	0.000	0.000		0.001	-	-	0.000	0.000	0.000		0.001	-	-			0.000	0.000	0.000		1.01	-	-		0.000	0.000	0.000		1.01	-	-		0.048	
5.200	0.000	0.000	0.000		0.001	-	-	0.000	0.000	0.000		0.001	-	-			0.000	0.000	0.000		1.41	-	-		0.000	0.000	0.000		1.41	-	-		0.052	
5.600	0.000	0.000	0.000		0.001	-	-	0.000	0.000	0.000		0.001	-	-			0.000	0.000	0.000		1.81	-	-		0.000	0.000	0.000		1.81	-	-		0.056	
6.000	0.000	0.000	0.000		0.001	-	-										0.000	0.000	0.000		2.21	-	-										0.060	
6.400						-	-							-	-																		0.064	
Totals:						0	200						0	20	0	0						0	0									0	0	
Number of Trades:						0							0		0							0.00										0		

PPC (CR)

(Contract Size: 100 Securities, Exercise Style: American, Physical Delivery)

Call Options														Put Options																		
July 2024							August 2024							Other Months		July 2024							August 2024							Other Months		Exercise Price
Open price	Price max	Price min	Last price	Closing price	Volume	Open Interest	Open price	Price max	Price min	Last price	Closing price	Volume	Open Interest	Volume	Open Interest	Open price	Price max	Price min	Last price	Closing price	Volume	Open Interest	Open price	Price max	Price min	Last price	Closing price	Volume	Open Interest	Volume	Open Interest	
6.800					-	-						-	-									-	-									0.068
7.200					-	-						-	-									-	-									0.072
7.600					-	-						-	-									-	-									0.076
8.000					-	-						-	-									-	-									0.080
8.400	0.000	0.000	0.000		2.92	-	-	0.000	0.000	0.000		2.93	-	-	0.000	0.000	0.000		0.001	-	-	0.000	0.000	0.000		0.001	-	-	0.000	0.084		
8.800	0.000	0.000	0.000		2.52	-	-	0.000	0.000	0.000		2.54	-	-	0.000	0.000	0.000		0.001	-	-	0.000	0.000	0.000		0.001	-	-	0.000	0.088		
9.200	0.000	0.000	0.000		2.12	-	-	0.000	0.000	0.000		2.14	-	-	0.000	0.000	0.000		0.001	-	-	0.000	0.000	0.000		0.002	-	-	0.000	0.092		
9.600	0.000	0.000	0.000		1.72	-	-	0.000	0.000	0.000		1.75	-	-	0.000	0.000	0.000		0.001	-	-	0.000	0.000	0.000		0.010	-	-	0.000	0.096		
10.000	0.000	0.000	0.000		1.32	-	5	0.000	0.000	0.000		1.37	-	-	0.000	0.000	0.000		0.001	-	-	0.000	0.000	0.000		0.031	-	-	0.000	0.100		
11.000	0.000	0.000	0.000		0.347	-	26	0.000	0.000	0.000		0.583	-	55	0.000	0.000	0.000		0.025	-	12	0.000	0.000	0.000		0.244	-	-	0.000	0.110		
12.000	0.000	0.000	0.000		0.002	-	60	0.000	0.000	0.000		0.161	-	-	0.000	0.000	0.000		0.681	-	10	0.000	0.000	0.000		0.824	-	-	0.000	0.120		
13.000	0.000	0.000	0.000		0.001	-	10	0.000	0.000	0.000		0.027	-	-	0.000	0.000	0.000		1.68	-	-	0.000	0.000	0.000		1.69	-	-	0.000	0.130		
14.000	0.000	0.000	0.000		0.001	-	-	0.000	0.000	0.000		0.003	-	-	0.000	0.000	0.000		2.68	-	-	0.000	0.000	0.000		2.68	-	-	0.000	0.140		
15.000	0.000	0.000	0.000		0.001	-	-	0.000	0.000	0.000		0.001	-	-	0.000	0.000	0.000		3.68	-	-	0.000	0.000	0.000		3.68	-	-	0.000	0.150		
16.000	0.000	0.000	0.000		0.001	-	-	0.000	0.000	0.000		0.001	-	-	0.000	0.000	0.000		4.68	-	-	0.000	0.000	0.000		4.68	-	-	0.000	0.160		
17.000	0.000	0.000	0.000		0.001	-	-	0.000	0.000	0.000		0.001	-	-	0.000	0.000	0.000		5.68	-	-	0.000	0.000	0.000		5.68	-	-	0.000	0.170		
18.000					-	-						-	-									-	-								0.180	
Totals:					0	101						0	55	0	0						0	22						0	5	0	0	
Number of Trades:					0							0		0								0.00						0		0		

Lending Products	Underlying Title	Open Interest[5]	Multilateral Transactions[1]				Bilateral Transactions[2]		Stock Borrowing through OTC (volume)[3]	
			Volume(Offered)	Average Weighted	Transactions volume	Average Weighted	Transactions Volume	Average Weighted	Transactions Volume	
ADMIEBOR	ADMIE (IPTO) HOLDING S.A. (CR)	---	---	---	---	---	---	---	254,440	
AEGNBOR	AEGEAN AIRLINES (CR)	---	---	---	---	---	---	---	375,687	
AETFBOR	ALPHA ETF FTSE Athex Large Cap	---	---	---	---	---	---	---	---	
ALPHABOR	ALPHA SERVICES HOLD (CR)	10,000	---	---	---	---	---	---	60,722,399	
AIABOR	ATHENS INTL AIRPORT (CR)	---	---	---	---	---	---	---	194,205	
ACAGBOR	AUSTRIACARD (CB)	---	---	---	---	---	---	---	---	
OTOELBOR	AUTOHELLAS SA (CR)	1,500	---	---	---	---	---	---	73,689	
AVAXBOR	AVAX S.A. (CR)	---	---	---	---	---	---	---	10,000	
EEEBOR	CC HBC AG (CR)	8,667	---	---	2,037	5.73%	---	---	77,221	
CENERBOR	CENERGY HOLDINGS (CB)	---	---	---	---	---	---	---	8,670	
DIMANDBOR	DIMAND (CR)	---	---	---	---	---	---	---	88,800	
ELLAKTORBOR	ELLAKTOR (CR)	2,681	---	---	---	---	---	---	129,365	
ELHABOR	ELVALHALCOR (CR)	788	---	---	---	---	---	---	81,460	
EPSILBOR	EPSILON NET (CR)	---	---	---	---	---	---	---	10,014	
EUROBBOR	EUROBANK HOLDINGS (CR)	112,000	---	---	---	---	---	---	56,928,664	
EYDAPBOR	EYDAP S.A. (CR)	845	---	---	---	---	---	---	210,666	
FOYRKBOR	FOURLIS (CR)	230	---	---	---	---	---	---	47,673	
GEKTERNABOR	GEK TERNA (CR)	---	---	---	---	---	---	---	3,698	
SARBOR	GR. SARANTIS S.A. (CR)	2,628	---	---	97	7.13%	---	---	16,411	
EXAEBOR	HELLENIC EXCHANGES-A.S.E. (CR)	---	---	---	---	---	---	---	152,047	
ELPEBOR	HELLENIQ ENERGY (CR)	---	---	---	---	---	---	---	1,032,921	
INTEKBOR	IDEAL HOLDINGS (CR)	---	---	---	---	---	---	---	14,950	
INTRKBOR	INTRACOM HOLDINGS (CR)	---	---	---	---	---	---	---	2,700	
INKATBOR	INTRAKAT (CR)	---	---	---	---	---	---	---	541,131	
INLOTBOR	INTRALOT (CR)	---	---	---	---	---	---	---	322,055	
BELABOR	JUMBO SA (CR)	---	---	---	---	---	---	---	205,735	
KRIBOR	KRI-KRI S.A. (CR)	---	---	---	---	---	---	---	140	
LAMDABOR	LAMDA DEVELOPMENT SA (CR)	---	---	---	---	---	---	---	223,277	
LAVIBOR	LAVIPHARM SA (CR)	---	---	---	---	---	---	---	---	
MYTILBOR	METLEN ENERGY & METALS (CR)	1,000	---	---	---	---	---	---	161,228	
MIGBOR	MIG (CR)	541	---	---	---	---	---	---	40,179	

## Stock Lending Notes

[1] - Multilateral contracts Lending or Borrowing as per Methods 8-1, 8-2 and 8-3-3 (According to ATHEX BoD Resolution No.17)

[2] - Bilateral Contracts Lending or Borrowing as per Methods 8-3-1 and 8-3-2 & Contracts as per Method 4 (According to ATHEX BoD Resolution No.20)

[3] - The information concerning OTC Stock Borrowing Transactions is based on the statements of the Dematerialised Securities System (DSS) operators involved and refers to volumes that have been registered up until the previous working day.

[4] - Average Price (Volume weighted)

[5] - The Data concerning Open Interest before the start of trading session

Lending Products	Underlying Title	Open Interest[5]	Multilateral Transactions[1]				Bilateral Transactions[2]		Stock Borrowing through OTC (volume)[3]	
			Volume(Offered)	Average Weighted	Transactions volume	Average Weighted	Transactions Volume	Average Weighted	Transactions Volume	
MOHBOR	MOTOR OIL (CR)	---	---	---	---	---	---	---	860,519	
ETEBOR	NATIONAL BANK (CR)	53,000	---	---	---	---	---	---	11,260,362	
OPAPBOR	OPAP (CR)	---	---	---	---	---	---	---	1,834,076	
OPTIMABOR	OPTIMA BANK (CR)	6,000	---	---	---	---	---	---	1,454,901	
HTOBOR	OTE (CR)	---	---	---	---	---	---	---	1,738,675	
PPABOR	P.P.A. S.A. (CR)	1,000	---	---	---	---	---	---	71,204	
TPEIRBOR	PIRAEUS FINANCIAL HOLD (CR)	5,000	---	---	---	---	---	---	5,840,886	
PPCBOR	PPC (CR)	2,000	---	---	---	---	---	---	3,728,881	
PROFBOR	PROFILE SA (CR)	---	---	---	---	---	---	---	5,000	
QUESTBOR	QUEST HOLDINGS (CR)	391	---	---	---	---	---	---	16,331	
OLYMPBOR	TECHNICAL OLYMPIC SA (CR)	---	---	---	---	---	---	---	---	
TENERGYBOR	TERNA ENERGY (CR)	---	---	---	---	---	---	---	598,756	
EYAPSBOR	THESSALONIKA WATER & SEWERAGE	---	---	---	---	---	---	---	---	
PLATBOR	THRACE PLASTICS SA (CR)	---	---	---	---	---	---	---	1,596	
TITCBOR	TITAN CEMENT (CB)	---	---	---	---	---	---	---	227,712	
VIOBOR	VIOHALCO SA/NV (CB)	744	---	---	---	---	---	---	---	

## Stock Lending Notes

[1] - Multilateral contracts Lending or Borrowing as per Methods 8-1, 8-2 and 8-3-3 (According to ATHEX BoD Resolution No.17)

[2] - Bilateral Contracts Lending or Borrowing as per Methods 8-3-1 and 8-3-2 & Contracts as per Method 4 (According to ATHEX BoD Resolution No.20)

[3] - The information concerning OTC Stock Borrowing Transactions is based on the statements of the Dematerialised Securities System (DSS) operators involved and refers to volumes that have been registered up until the previous working day.

[4] - Average Price (Volume weighted)

[5] - The Data concerning Open Interest before the start of trading session

## Sectors codification for listed companies

12003-	ETF	10101010	Computer Services
10101015	Software	10102030	Computer Hardware
15101010	Telecommunications Equipment	15102015	Telecommunications Services
20101010	Health Care Facilities	20101025	Health Care Services
20102010	Medical Equipment	20103015	Pharmaceuticals
30101010	Banks	30202000	Diversified Financial Services
30202010	Asset Managers & Custodians	30202015	Investment Services
30204000	Closed End Investments	30302010	Full Line Insurance
30302015	Insurance Brokers	30302025	Property and Casualty Insurance
35101010	Real Estate Holding and Development	35101015	Real Estate Services
35102000	Diversified REITs	35102030	Office REITs
35102045	Retail REITs.	40201040	Rental & Leasing Services: Consumer
40202010	Home Construction	40202015	Household Furnishings
40202020	Household Appliance	40203040	Electronic Entertainment
40204020	Clothing & Accessories	40301010	Entertainment
40301030	Publishing	40301035	Radio & TV Broadcasters
40401010	Diversified Retailers	40401020	Apparel Retailers
40401025	Home Improvement Retailers	40401030	Specialty Retailers
40501010	Airlines	40501015	Travel & Tourism
40501020	Casinos & Gambling	40501025	Hotels & Motels
45101015	Distillers & Vintners	45101020	Soft Drinks
45102010	Farming Fishing Ranching & Plantations	45102020	Food Products
45103010	Tobacco	45201010	Food Retailers & Wholesalers
45201020	Personal Products	50101010	Construction
50101020	Building Roof/Wallboard and Plumbing	50101030	Cement
50101035	Building Materials: Other	50202010	Electrical Components
50203015	Plastics	50203030	Containers & Packaging
50204000	Machinery: Industrial	50204020	Machinery: Construction & Handling
50205010	Industrial Suppliers	50205020	Back Office Support HR & Consulting
50205030	Forms & Bulk Printing Services	50206015	Commercial Vehicles & Parts
50206030	Marine Transportation	50206060	Transportation Services
55101000	Diversified Materials	55101020	Textile Products
55102000	General Mining	55102010	Iron & Steel
55102015	Metal Fabricating	55102035	Aluminum
60101020	Oil Refining and Marketing	65101010	Alternative Electricity
65101015	Conventional Electricity	65102000	Multi-Utilities
65102030	Water		



**ATHEX**  
Athens Stock Exchange

Λεωφ. Αθηνών 110 104 42 Αθήνα  
110, Athinon Ave. GR 104 42 Athens  
tel. (+30)210-33.66.800, fax (+30)210-33.66.101  
[www.athexgroup.gr](http://www.athexgroup.gr)