

24

Ημερήσιο Δελτίο
Συναλλακτικής Δραστηριότητας

Daily Official List
of Trading Activity

Friday, 12 July, 2024

Year: 145 Trading Day No: 130



ATHEXGROUP
Athens Exchange Group

Disclaimer:

Hellenic Exchanges-Athens Stock Exchange S.A. endeavours to ensure that the data and other material ("Information") presented on the Daily Official List are accurate and complete, but it is not liable for any errors or omissions of data or /and for the accuracy, credibility, updating and completeness of the aforesaid information nor it has any liability arising directly or indirectly from the use of the above Information.

The Company is not liable for the accuracy of the data included in listed companies' announcements. Only the sender of such an announcement is fully and solely liable for any infringement of third party's rights from the content of such announcement. All contents of the Daily Official List are provided only for information purposes and do not constitute investment advice or solicitation to invest in securities or other products listed for trading on the Exchange.

You acknowledge and agree that the Company is the owner of any property rights related to any Information appearing on the Daily Official List including intellectual property rights copyright, trademarks, etc.

The above data are a property of the Hellenic Exchanges-Athens Exchange and are copyright protected. Users are forbidden to reproduce, modify, copy, sale, transmit or redistribute, by all reproduction means and methods, part or the whole of the above data, without reference to their source.

The commercial exploitation of these data is, also, forbidden by third parties. Hellenic Exchanges-Athens Exchange does not carry any responsibility, direct or indirect, derived from usage or accidental alteration of the above data when used by third parties.

Hellenic Exchanges – Athens Stock Exchange S.A.

110 Athinon Ave., 10442 Athens, Tel: (210) 33.66.800, Fax: (210) 32.13.938

www.athexgroup.gr

Thessalonica Stock Exchange Center (T.S.E.C)

16-18 Katouni Str., Thessalonica 546 25 Tel: (2310) 567.667, Fax: (2310) 530.545

Athex Members Guarantee Fund

14-16 Fidiou Str., Athens 106 78, Tel: (210) 33.04.682, Fax: (210) 33.04.155

Hellenic Republic Capital Market Commission

1 Kolokotroni Str. & 1 Stadiou Str., Athens 10562 Tel: (210) 33.77.100 Fax: (210) 33.77.173

Table of Contents

Section 1: Statistical Figures of Securities, Derivatives and Lending

Summary of Markets

Athex Indices

Analytic Figures for Athex Market's Boards and Categories

Trading Details by Athex Sectors and Financial Instruments (ETFs)

Top 10 best & worst performing Shares

Derivatives Summary

Section 2: Analytic Figures of Shares Transactions

Analytic Figures of Shares Transactions

Shares' Notes

Section 3: Figures of Securities Transactions

Securities Blocks Details

Shares Rights Details

Stock Borrowing

Forced Sales Details

Forced Sales Registered Shares

Exchange Traded Funds (ETFs) Characteristics

Section 5: Bonds traded in Fixed Income Assets Market

Convertible Corporate Bonds - Regulated Market

Non Convertible Corporate Bonds - Regulated Market

Government Bonds

Treasury Bills & Zero Coupon Government Bonds

Government Bonds Traded with the Open Outcry Method

State Banks Bonds

Section 6: Additional Infos

Athex & ATHEXClear Members List

List of Stocks under Market Making operations

Section 7: Derivatives Market Analytic Figures

Index Futures

Stock Futures

Index Options

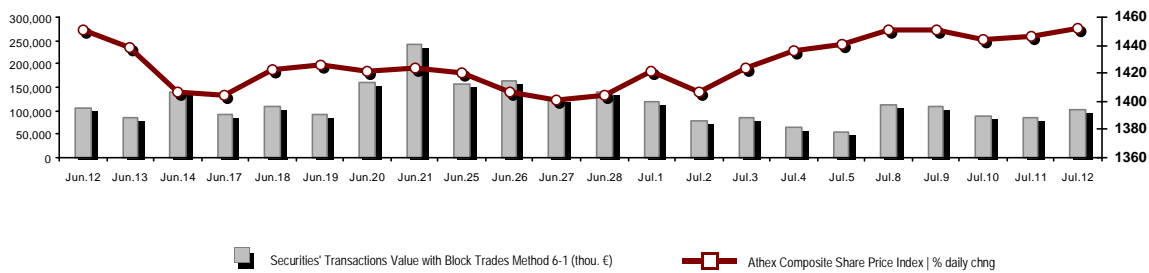
Stock Options

Stock Lending Analytic Figures

Appendix A: Sectors codification for listed companies

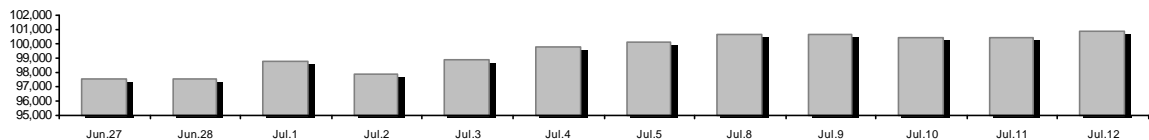
Summary of Markets

Athex Composite Share Price Index vs Shares and Derivatives Transactions Value

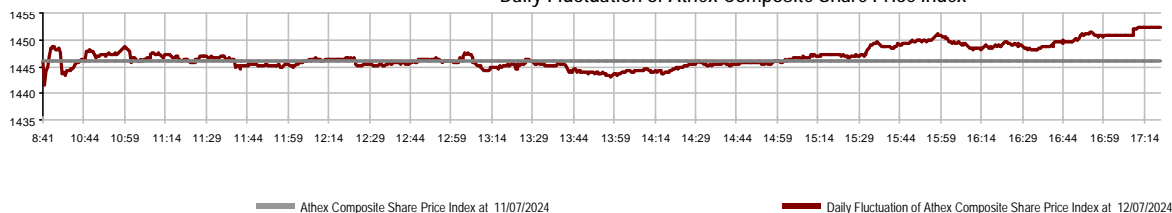


Athex Capitalisation (mill. €)**:	100,904.51		Derivatives Total Open Interest	464,947
Daily change: mill. € %	478.10	0.48%	in Index Futures % daily chng	5,122 0.18%
Yearly Avg Capitalisation: mill. € % chng prev year Avg	97,215.07	20.94%	in Stock Futures % daily chng	458,074 0.48%
Athex Composite Share Price Index % daily chng	1,452.28	0.44%	in Index Options % daily chng	1,191 0.85%
Athex Composite Share Price Index Capitalisation (mill. €)	92,886.86		in Stock Options % daily chng	560 3.32%
Daily change (mill. €)	527.22			
Securities' Transactions Value with Block Trades Method 6-1 (t)	103,350.52		Derivatives Contracts Volume:	16,661
Daily change: %	17,986.04	21.07%	Daily change: pieces %	-1,361 -7.55%
YtD Avg Trans. Value: thou. € % chng prev year Avg	137,173.72	25.19%	YtD Avg Derivatives Contracts % chng prev year Avg	39,551 -10.03%
Blocks Transactions Value of Method 6-1 (thou. €)	16,921.38		Derivatives Trades Number:	1,279
Blocks Transactions Value of Method 6-2 & 6-3 (thou. €)	0.00		Daily change: number %	-178 -12.22%
Bonds Transactions Value (thou.€)	856.26		YtD Avg Trades number % chng prev year Avg	1,997 -14.31%
Securities' Transactions Volume with Block Trades Method 6-1 (tho)	18,225.28		Lending Total Open Interest	254,376
Daily change: thou. pieces %	3,406.35	22.99%	Daily change: pieces %	17,371 7.33%
YtD Avg Volume: % chng prev year Avg	30,386.29	-9.62%	Lending Volume (Multilateral/Bilateral)	15,500
Blocks Transactions Volume of Method 6-1 (thou. Pieces)	2,074.36		Daily change: pieces %	-18,437
Blocks Transactions Volume of Method 6-2 & 6-3 (thou. Pieces)	0.00		Multilateral Lending	0
Bonds Transactions Volume	888,000		Bilateral Lending	15,500
Securities' Trades Number with Block Trades Method 6-1	30,530		Lending Trades Number:	2
Daily change: number %	-167	-0.54%	Daily change: %	-5
YtD Avg Trades number % chng prev year Avg	39,681	9.55%	Multilateral Lending Trades Number	0
Number of Blocks Method 6-1	20		Bilateral Lending Trades Number	2
Number of Blocks Method 6-2 & 6-3	0			
Number of Bonds Transactions	104			

Athex Capitalisation (mill. €)**



Daily Fluctuation of Athex Composite Share Price Index



Athex Indices

Index name	12/07/2024	11/07/2024	pts.	%	Min	Max	Year min	Year max	Year change
Athex Composite Share Price Index	1,452.28 #	1,445.91	6.37	0.44%	1,441.48	1,452.28	1,293.14	1,505.35	12.31% #
Athex Composite Index Total Return Index	2,713.48 #	2,701.58	11.90	0.44%	2,693.31	2,713.48	2,355.44	2,756.70	15.20% #
Athex ESG Index	1,660.38 #	1,650.60	9.78	0.59%	1,644.56	1,660.38	1,471.77	1,722.97	12.82% #
ATHEX Alternative Market Price Index	14,149.97 €	14,259.24	-109.27	-0.77%	14,128.04	14,289.31	9,352.11	15,217.49	51.30% #
FTSE/Athex Large Cap	3,535.31 #	3,513.90	21.41	0.61%	3,500.74	3,535.31	3,122.79	3,665.50	13.21% #
FTSE/Athex Mid Cap Index	2,319.06 #	2,311.61	7.45	0.32%	2,303.97	2,319.06	2,167.92	2,459.55	3.03% #
FTSE/ATHEX High Dividend Yield Index	3,954.85 €	3,956.31	-1.46	-0.04%	3,948.10	3,971.80	3,752.57	4,217.66	4.86% #
FTSE/Athex Market Index	842.94 #	837.83	5.11	0.61%	834.86	842.94	746.82	875.18	12.87% #
FTSE/Athex Banks	1,273.83 #	1,266.29	7.54	0.60%	1,252.46	1,273.83	1,057.67	1,349.28	19.99% #
FTSE/ATHEX TECHNOLOGY & TELECOMMUNICAT	5,502.65 #	5,488.21	14.44	0.26%	5,468.92	5,503.89	4,915.95	5,705.00	8.48% #
FTSE/ATHEX FINANCIAL SERVICES	5,985.18 #	5,949.47	35.71	0.60%	5,885.66	5,985.18	4,996.31	6,339.99	19.36% #
FTSE/ATHEX REAL ESTATE	4,844.89 #	4,794.48	50.41	1.05%	4,790.62	4,844.89	4,507.00	5,120.52	-2.33% €
FTSE/ATHEX CONSUMER DISCRETIONARY	5,163.84 #	5,134.46	29.38	0.57%	5,133.25	5,191.26	4,919.19	5,557.48	2.95% #
FTSE/ATHEX CONSUMER STAPLES	6,426.28 #	6,351.91	74.37	1.17%	6,351.91	6,438.45	5,069.68	6,491.28	26.29% #
FTSE/ATHEX INDUSTRIALS	6,446.25 #	6,414.06	32.19	0.50%	6,399.59	6,453.90	5,044.08	6,453.90	26.86% #
FTSE/ATHEX BASIC MATERIALS	5,031.66 €	5,060.81	-29.15	-0.58%	5,018.66	5,060.81	4,577.28	5,876.05	3.33% #
FTSE/ATHEX ENERGY & UTILITIES	5,125.00 €	5,149.13	-24.13	-0.47%	5,112.08	5,183.23	4,930.82	5,474.06	2.75% #
Athex All Share Index	338.03 #	336.42	1.61	0.48%	338.03	338.03	304.60	347.29	11.93% #
Hellenic Mid & Small Cap Index	2,112.81 €	2,112.84	-0.03	0.00%	2,105.48	2,119.66	1,929.00	2,157.15	9.53% #
FTSE/Athex Large Cap Total Return	5,997.16 #	5,960.84	36.32	0.61%			5,201.70	6,088.15	16.06% #
FTSE/Athex Mid Cap Total Return	3,155.75 #	3,145.61	10.14	0.32%			2,922.90	3,302.69	4.11% #
MSCI GREECE REBASED	5,545.12 #	5,525.53	19.59	0.35%	5,493.21	5,545.12	4,984.69	5,837.84	11.24% #
Hellenic Corporate Bond Index	133.57 #	133.42	0.15	0.11%			129.54	133.57	3.03% #
Hellenic Corporate Bond Price Index	91.80 #	91.70	0.10	0.11%			90.52	91.80	1.27% #

Note 1: FTSE/Med 100, Hellenic Corporate Bond Price Index and Hellenic Corporate Bond Index closing prices refer to the previous trading day of 10/07/2024.

Note 2: The Hellenic Mid & Small Cap Index is a Customized index calculated by the Athens Exchange.

Analytic Figures for Athex Market's Boards and Categories

	Total Traded Securities	Main Market	Surveillance	Exchange Traded Funds (ETFs)
Totals	112	106	5	1
Gain / Lose / Same:	61 / 36 / 15	59 / 36 / 11	1 / 0 / 4	1 / 0 / 0
Athex Capitalisation (mill. €) **	100,904.51	100,836.29	68.22	
Daily Average Trans/ons Value(thou.€)	137,173.72	136,986.45	36.45	279.04
Transactions Value	103,350.52	103,336.75	2.99	10.77
Main Board:	86,429.13	86,415.37	2.99	10.77
Blocks Board 6_2_3:	16,921.38	16,921.38	0.00	0.00
Forced Sales Board:	0.00	0.00	0.00	0.00
Special Terms Board:	0.00	0.00	0.00	0.00
Daily Average Transactions Volume	30,386,294	30,239,603	161,189	8,065
Transactions Volume	18,225,279	18,208,869	16,101	309
Main Board:	16,150,915	16,134,505	16,101	309
Blocks Board 6_2_3:	2,074,364	2,074,364	0	0
Forced Sales Board:	0	0	0	0
Special Terms Board:	0	0	0	0
Daily Average Number of Trades	39,681	39,565	66	51
Number of Trades	30,530	30,488	16	26
Main Board:	30,510	30,468	16	26
Blocks Board 6_2_3:	20	20	0	0
Forced Sales Board:	0	0	0	0
Special Terms Board:	0	0	0	0

Trading Details by Athex Sectors and Financial Instruments (ETFs)

Code	Sectors	Gain / Lose / Same	Number of Trades	Transactions Volume	Transactions Value	% of Total Trans. Value
3010	- Banks	5 / 2 / 0	9,613	11,381,075	41,297,646.38	39.96%
5510	- Basic Resources	2 / 5 / 2	642	197,509	771,669.96	0.75%
5010	- Construction & Materials	8 / 2 / 2	2,412	749,855	4,464,721.18	4.32%
4020	- Consumer Products & Services	3 / 2 / 1	353	83,492	434,811.34	0.42%
6010	- Energy	1 / 3 / 0	3,682	518,430	8,483,517.43	8.21%
12000	- Financial Instruments	1 / 0 / 0	26	309	10,770.96	0.01%
3020	- Financial Services	2 / 2 / 0	272	36,633	179,521.36	0.17%
4510	- Food Beverage & Tobacco	2 / 1 / 2	200	35,051	610,635.85	0.59%
2010	- Health Care	1 / 1 / 1	142	69,082	74,695.36	0.07%
5020	- Industrial Goods & Services	9 / 5 / 1	1,319	340,668	2,140,065.77	2.07%
3030	- Insurance	1 / 0 / 0	34	9,105	44,329.70	0.04%
4030	- Media	0 / 1 / 1	26	10,239	4,529.67	0.00%
4520	- Personal Care, Drug & Grocery Stores	2 / 0 / 0	343	32,473	341,381.16	0.33%
3510	- Real Estate	10 / 1 / 0	1,494	568,665	2,956,312.08	2.86%
4040	- Retail	4 / 2 / 0	1,895	634,126	15,043,524.30	14.56%
1010	- Technology	3 / 4 / 3	694	229,035	1,060,619.95	1.03%
1510	- Telecommunications	2 / 0 / 0	994	475,130	6,659,280.52	6.44%
4050	- Travel & Leisure	2 / 4 / 0	3,191	2,050,693	8,446,214.57	8.17%
6510	- Utilities	3 / 1 / 2	3,198	803,709	10,326,267.60	9.99%

Top 10 best & worst performing Shares

Main Market

With positive Price change	Closing price	change	With negative Price change	Closing price	change
KEKROPS SA (CR)	1.5	6.38% #	ATTICA BANK S.A. (CR)	12.8	-7.58% Ⓔ
MINERVA KNITWEAR (CR)	0.63	5.88% #	DOMIKI KRITIS SA (CR)	3.68	-3.92% Ⓔ
ATHENS MEDICAL CENTER SA (CR)	1.65	3.13% #	LAVIPHARM SA (CR)	0.92	-2.95% Ⓔ
SPACE HELLAS SA (CR)	6.8	3.03% #	ELINOIL S.A. (CR)	2.33	-2.51% Ⓔ
CC HBC AG (CR)	32.32	2.67% #	CPI SA (CR)	0.668	-1.77% Ⓔ
LOULIS FOOD (CR)	2.72	2.64% #	AS COMPANY SA (CR)	2.87	-1.71% Ⓔ
INTERLIFE G.C.I.(CR)	4.96	2.48% #	AUTOHELLAS SA (CR)	11.76	-1.67% Ⓔ
ALPHA SERVICES HOLD (CR)	1.68	2.44% #	TECHNICAL OLYMPIC SA (CR)	2.49	-1.58% Ⓔ
BRIQ PROPERTIES (CR)	1.935	1.84% #	MOTOR OIL (CR)	22.62	-1.48% Ⓔ
LAMDA DEVELOPMENT SA (CR)	7.43	1.78% #	NATIONAL BANK (CR)	7.87	-1.43% Ⓔ
With the highest Transactions Value	Value (thou. €)	change	With the highest Transactions Volume	Volume	change
NATIONAL BANK (CR)	22,312.11	-1.43% Ⓔ	ALPHA SERVICES HOLD (CR)	4,331,013	2.44% #
JUMBO SA (CR)	14,888.56	0.80% #	NATIONAL BANK (CR)	2,831,370	-1.43% Ⓔ
MOTOR OIL (CR)	7,199.58	-1.48% Ⓔ	EUROBANK HOLDINGS (CR)	2,519,669	1.01% #
ALPHA SERVICES HOLD (CR)	7,168.71	2.44% #	PIRAEUS FINANCIAL HOLD (CR)	1,663,292	1.58% #
OTE (CR)	6,645.57	0.43% #	INTRALOT (CR)	1,608,833	0.95% #
PIRAEUS FINANCIAL HOLD (CR)	6,139.17	1.58% #	JUMBO SA (CR)	587,889	0.80% #
OPAP (CR)	5,705.97	0.77% #	OTE (CR)	473,089	0.43% #
EUROBANK HOLDINGS (CR)	5,229.33	1.01% #	OPAP (CR)	364,475	0.77% #
METLEN ENERGY & METALS (CR)	4,208.86	0.27% #	LAMDA DEVELOPMENT SA (CR)	343,650	1.78% #
TERNA ENERGY (CR)	3,113.07	0.31% #	ADMIE (IPTO) HOLDING S.A. (CR)	317,909	0.44% #

Note: Stocks that are not included in the "Under Supervision" category, and the transactions value is more than 10,000 €.

Derivatives Summary

	Number of Trades	Volume	Open Interest
Index Futures	102	609	5,122
FTSE/Athex Banks	6	51	1,042
FTSE/Athex Large Cap	96	558	4,077
MSCI GREECE REBASED	0	0	3
Stock Futures	1,175	16,031	458,074
ADMIE (IPTO) HOLDING S.A. (CR)	52	544	22,977
AEGEAN AIRLINES (CR)	16	38	3,726
ALPHA SERVICES HOLD (CR)	218	7,552	160,725
ATHENS INTL AIRPORT (CR)	6	24	938
AUTOHELLAS SA (CR)	4	17	160
AVAX S.A. (CR)	1	3	637
CC HBC AG (CR)	5	21	98
CENERGY HOLDINGS (CB)	12	43	3,757
ELLAKTOR (CR)	5	26	3,667
ELVALHALCOR (CR)	4	15	4,719
EUROBANK HOLDINGS (CR)	24	669	15,527
EYDAP S.A. (CR)	4	13	4,407
FOURLIS (CR)	3	15	1,042
GEK TERNA (CR)	33	156	14,452
HELLENIC EXCHANGES-A.S.E. (CR)	11	60	5,999
HELLENIQ ENERGY (CR)	24	84	4,782
INTRACOM HOLDINGS (CR)	21	104	7,737
INTRAKAT (CR)	9	22	2,393
JUMBO SA (CR)	27	106	488
LAMDA DEVELOPMENT SA (CR)	30	284	7,343
METLEN ENERGY & METALS (CR)	15	175	4,947
MIG (CR)	1	1	98
MOTOR OIL (CR)	123	709	2,069
NATIONAL BANK (CR)	119	1,132	16,596
OPAP (CR)	105	723	2,926
OPTIMA BANK (CR)	0	0	71
OTE (CR)	12	38	5,154
P.P.A. S.A. (CR)	0	0	80
PIRAEUS FINANCIAL HOLD (CR)	207	2,932	102,255
PPC (CR)	33	250	31,626
QUEST HOLDINGS (CR)	0	0	179
TERNA ENERGY (CR)	15	110	22,377
TITAN CEMENT (CB)	19	54	287
VIOHALCO SA/NV (CB)	17	111	3,835
Index Options	1	20	1,191
FTSE/Athex Large Cap	1	20	1,191
Stock Options	1	1	560
ALPHA SERVICES HOLD (CR)	0	0	0
NATIONAL BANK (CR)	1	1	3
OPAP (CR)	0	0	116
OTE (CR)	0	0	88
PIRAEUS FINANCIAL HOLD (CR)	0	0	220
PPC (CR)	0	0	133
Total Derivatives Traded	1,279	16,661	464,947

Shares' Notes

Code	Note text
()	- Adjusted dividends.
*	- Last adjusted closing price.
[1]	- Net dividends.
[2]	- The "Date of Last Coupon" for New listings refers to the date company's stocks started to trade in Athex
[3]	- The Company Market Value is referred to the number of outstanding shares
[4]	- Sectors codification can be found in Appendix A
[5]	- The Market Value refers to the total number of shares listed (including their several classes) in the exchange by the company.
[6]	- P/E greater than 100
[7]	- Last view of the Order Book before the end of the trading session
[8]	- All Blocks Methods' Transactions Value are included.
4750	- Transfer to the Under Surveillance Category from 8/4/2011.
4955	- Transfer to the Surveillance Category as from 5/4/2013.
5093	- Transfer to the Surveillance Category as of 8/4/2015.
5141	- Transfer to the Surveillance Category as of 10/05/2017.
5160	- Transfer to the Surveillance Category as of 15/04/2016.
5165	- Transfer to the Surveillance Category as of 15/02/2018.
5193	- Transfer to the Surveillance Category as of 25/10/2018.
5197	- Transfer to the Surveillance Category as of 07/11/2018.
5232	- Transfer to the Under Surveillance Category from 08/04/2011.
5233	- Suspension of trading as of 13/05/2020.
5248	- Transfer to the Surveillance Category as of 06/09/20116.
5253	- Transfer to the Surveillance Category as of 14/5/2021.
5275	- Transfer to the Surveillance Category as of 09/07/2020.
5277	- Suspension of trading as of 02/05/2023.
5278	- Suspension of trading as of 03/05/2023.

Securities Blocks Details

Securities	Block Volume	Price	Block Trade Value	Time of approval	Note
JUMBO SA (CR)	11,861	25.36	300,794.96	10:39:03	20
NATIONAL BANK (CR)	250,000	7.92	1,979,000.00	11:15:22	20
AUTOHELLAS SA (CR)	11,000	12.10	133,100.00	11:20:46	20
JUMBO SA (CR)	35,000	25.20	882,000.00	11:58:38	20
TERNA ENERGY (CR)	20,000	19.28	385,600.00	12:05:22	20
EUROBANK HOLDINGS (CR)	150,000	2.07	310,500.00	12:40:08	20
NATIONAL BANK (CR)	50,000	7.89	394,700.00	13:43:29	20
NATIONAL BANK (CR)	50,000	7.90	394,800.00	13:43:55	20
OTE (CR)	48,164	14.05	676,704.20	15:32:56	20
TERNA ENERGY (CR)	15,000	19.28	289,200.00	15:34:33	20
OTE (CR)	99,748	14.05	1,401,459.40	15:37:02	20
OTE (CR)	100,000	14.05	1,405,000.00	15:44:03	20
EUROBANK HOLDINGS (CR)	250,000	2.08	518,750.00	16:04:17	20
JUMBO SA (CR)	22,644	25.38	574,704.72	16:33:25	20
INTRALOT (CR)	500,000	1.29	645,000.00	16:44:48	20
JUMBO SA (CR)	147,158	25.43	3,742,227.94	16:53:22	20
INTRAKAT (CR)	50,000	4.98	249,000.00	17:11:13	20
INTRAKAT (CR)	50,000	4.98	249,000.00	17:11:58	20
NATIONAL BANK (CR)	173,268	7.88	1,364,658.77	17:12:33	20
JUMBO SA (CR)	40,521	25.30	1,025,181.30	17:14:21	20

Blocks Notes

9 - Method 6-1 / Special Fees

10 - Method 6-1 / Special Fees, SDS

14 - Method 6-3 / Settlement, Incomplete Buy and Sell

18 - Method 6-2 / SPOT 1

19 - Method 6-2 / SPOT 2

20 - Method 6-1 and Method 6-1 Same Day Settlement

21 - Other Pre-agreed

Shares Rights Details

Occured date	Exercise from	Exercise until	Trading until	Rights	Price min	Price max	Closing price	Last Bid	Last Ask	Volume	Trades	Transactions Value
--------------	---------------	----------------	---------------	--------	-----------	-----------	---------------	----------	----------	--------	--------	--------------------

No Rights Transactions.

Forced Sales Details

Securities	Category of Security	Transactions Volume	Number of Trades	Transactions Value	Note
------------	----------------------	------------------------	---------------------	-----------------------	------

No Forced Transactions.

Forced Sales Notes

- 1 - Compulsory Public Forced Sales
- 2 - Forced Sales of Fixed Registered Shares
- 3 - Forced Sales of Remaining Fractional Shares

Exchange Traded Funds (ETFs) Characteristics

	Transactions Date (T)	Creation / Redemption	Units (T-1)	New Units (T-1)	Redemption Units (T-1)	Units (T) [1]	Fund Assets [2]	Net Unit Price	Dividend per Unit	Dividend Date
ALPHA ETF FTSE Athex Large Cap	12/07/2024	5,000	971,502	---	---	971,502	33,768,210.00	34.7588	1.35	01/07/2024

ETFs Notes

[1] - Units (T) = Units (T-1) + New Units (T-1) - Redemption Units (T-1)

[2] - The Creation / Redemption Units of T-1 are included.

Non Convertible Corporate Bonds - Regulated Market

Num Listed Bonds	Nominal price	Issue price	Today's Rate	Exp. Date	Duration (years)	Note	Coupon		Trading Unit	Corporate Bonds	Accrued Int.	Yield.T.Mat	Price min	Price max	Closing price	Previous closing price/date	Volume	Transactions Value	Last order		ear min	Year max		
							Common	Preferred											Price	Buy / Sell			Date	
130,000	1,000.00	1,000.00	6.00	27/02/2029	5	---	1	---	1	INTRALOT S.A. (Non Convertible)	23.3333	5.5770	100.8000	101.4655	101.1037	101.4660	10/07/2024	48,000	49,649.78	100.8000	B	12/07/2024	100.0050	101.9000
320,000	1,000.00	1,000.00	3.40	21/07/2027	7	---	8	---	1	LAMDA DEVELOPMENT S.A. (Non Convertible)	16.6222	4.3150	95.8000	96.0000	95.9200	95.7800	11/07/2024	5,000	4,879.11	94.6500	B	12/07/2024	92.0000	97.1500
200,000	1,000.00	1,000.00	2.10	27/10/2027	7	---	8	---	1	O.P.A.P. S.A. (Non Convertible)	4.5500	3.8240	93.0001	93.9999	93.9999	93.3000	11/07/2024	27,000	25,347.47	93.0001	B	12/07/2024	90.5800	95.0000
200,000	1,000.00	1,000.00	1.90	23/03/2028	7	---	7	---	1	MOTOR OIL CORINTH REFINERIES SA (Non Convertible)	5.9111	3.9140	92.6000	92.7000	92.6000	92.6500	11/07/2024	9,000	8,390.20	92.2500	B	12/07/2024	90.5000	93.0000
100,000	1,000.00	1,000.00	2.95	11/02/2027	5	---	5	---	1	SAFE BULKERS PARTICIPATIONS PLC (Non Convertible)	12.7014	5.5720	93.0001	93.1000	93.0800	93.0000	11/07/2024	5,000	4,717.51	93.0002	B	12/07/2024	92.6794	97.0000
230,000	1,000.00	1,000.00	4.70	12/07/2029	7	---	5	---	1	LAMDA DEVELOPMENT S.A. (Non convertible)	0.5222	4.3650	99.4400	99.7500	99.6625	99.9170	11/07/2024	20,000	19,942.94	99.5100	B	12/07/2024	97.0000	101.2000
100,000	1,000.00	1,000.00	4.40	26/07/2029	7	---	4	---	1	CPLP SHIPPING HOLDINGS PLC (Non Convertible)	21.0222	4.2670	98.9800	98.9999	98.9900	98.5000	11/07/2024	2,000	2,021.84	98.0000	B	12/07/2024	95.0948	100.2438
199,375	1,000.00	1,000.00	3.60	12/03/2026	7	---	11	---	1	AEGEAN AIRLINES S.A. (Non Convertible)	12.6000	4.0180	98.0561	98.9900	98.1008	98.9720	11/07/2024	11,000	10,936.35	98.1000	B	12/07/2024	97.1458	99.3000
150,000	1,000.00	1,000.00	2.60	22/10/2026	7	---	10	---	1	TERNA ENERGY FINANCE S.A. (Non Convertible)	6.1389	4.0800	95.8000	95.8000	95.8000	95.5000	10/07/2024	4,000	3,856.56	94.6000	B	12/07/2024	92.8293	96.2000
500,000	1,000.00	1,000.00	2.75	03/07/2027	7	---	9	---	1	GEK TERNA S.A. (Non Convertible)	0.9931	4.7480	93.1102	93.8000	93.3200	93.2790	11/07/2024	360,000	338,253.60	93.2100	B	12/07/2024	91.5500	94.2330
200,000	1,000.00	1,000.00	4.25	23/01/2029	5	---	1	---	1	AUTOHELLAS S.A. (Non Convertible)	20.6597	4.1660	100.0000	100.0000	100.0000	100.0000	11/07/2024	1,000	1,020.66	99.5100	B	12/07/2024	97.5000	101.0000
175,000	1,000.00	1,000.00	3.40	26/07/2024	5	---	10	---	1	ATTICA HOLDINGS S.A. (Non Convertible)	16.2444	13.9400	99.5000	99.5000	99.5000	99.3010	10/07/2024	20,000	20,224.89	99.2400	B	12/07/2024	98.5000	99.8400
100,000	1,000.00	1,000.00	2.70	25/05/2026	5	---	7	---	1	COSTAMARE PARTICIPATIONS PLC (Non Convertible)	3.7500	4.0630	96.9900	96.9900	96.9900	96.8000	11/07/2024	1,000	973.65	96.0001	B	12/07/2024	94.2567	97.0000
300,000	1,000.00	1,000.00	2.30	20/07/2028	7	---	6	---	1	PRODEA REIC S.A.(Non Convertible)	11.2444	4.9910	89.7000	89.8000	89.7000	89.8170	11/07/2024	4,000	3,634.98	89.7000	B	12/07/2024	86.1234	92.3500
150,000	1,000.00	1,000.00	2.65	22/10/2026	5	---	6	---	1	CPLP SHIPPING HOLDINGS PLC (Non Convertible)	6.2569	4.9770	94.4000	94.5000	94.4222	94.2500	11/07/2024	9,000	8,554.31	94.5000	B	12/07/2024	93.0000	95.1567
250,000	1,000.00	1,000.00	2.45	16/11/2028	7	---	6	---	1	ELVALHALCOR S.A. (Non Convertible)	4.1514	4.2420	92.3000	92.3000	92.3000	92.3000	11/07/2024	40,000	37,086.06	92.1500	B	12/07/2024	88.4206	93.3241
120,000	1,000.00	1,000.00	2.65	06/12/2028	7	---	6	---	1	NOVAL PROPERTY REIC (Non Convertible)	2.9444	4.4350	92.1000	92.2000	92.1909	92.1170	11/07/2024	31,000	28,672.28	92.1000	B	12/07/2024	88.5000	94.2749
300,000	1,000.00	1,000.00	2.30	14/12/2028	7	---	6	---	1	GEK TERNA S.A. (Non Convertible)	2.0444	4.6040	89.5001	90.3986	90.3986	89.3500	11/07/2024	18,000	16,242.57	89.3700	B	12/07/2024	85.0000	90.9000

Corporate Bonds Notes

Transactions Volume = (Pieces) * (Nominal Price). Transactions Value = (Pieces) * (Nominal Price) * (price %) + (Accrued interest).

The price of a Bond is stated as a percentage (%) of Bond's Nominal Price.

Nominal Price in Euros (€), except if it is noted differently.

Non Convertible Corporate Bonds - Regulated Market

Num Listed Bonds	Nominal price	Issue price	Today's Rate	Exp. Date	Duration (years)	Note	Coupon		Trading Unit	Corporate Bonds	Accrued Int.	Yield.T.Mat	Price min	Price max	Closing price	Previous closing price/date	Volume	Transactions Value	Last order			ear min	Year max	
							Common	Preferred											Price	Buy / Sell	Date			
100,000	1,000.00	1,000.00	2.80	25/01/2027	5	---	5	---	1	PREMIA S.A. (Non Convertible)	13.4556	5.2980	92.0200	93.5000	93.5000	93.5000	11/07/2024	23,000	21,710.87	93.0000	B	12/07/2024	90.9974	97.8048
500,000	1,000.00	1,000.00	4.00	10/07/2030	7	---	3	---	1	METLEN ENERGY & METALS S.A. (Non Convertible)	0.6667	3.8730	99.6100	99.9500	99.8475	99.8440	11/07/2024	203,000	202,731.92	99.6700	B	12/07/2024	98.3001	100.6000
120,000	1,000.00	1,000.00	3.95	04/04/2025	7	---	13	---	1	GEK TERNA S.A. (Non Convertible)	11.3014	3.4890	99.7000	99.7000	99.7000	99.9500	10/07/2024	46,000	46,381.86	99.7000	B	12/07/2024	98.6000	100.1000
100,000	1,000.00	1,000.00	5.50	15/12/2028	5	---	2	---	1	IDEAL HOLDINGS S.A. (Non Convertible)	4.4306	4.6760	102.5000	102.5000	102.5000	102.1450	11/07/2024	1,000	1,029.43	102.0001	B	12/07/2024	100.6502	104.1000

Corporate Bonds Notes

Transactions Volume = (Pieces) * (Nominal Price). Transactions Value = (Pieces) * (Nominal Price) * (price %) + (Accrued interest).

The price of a Bond is stated as a percentage (%) of Bond's Nominal Price.

Nominal Price in Euros (€), except if it is noted differently.

Government Bonds

Number Listed Bonds	Nominal price	Today's Rate	Accrued Interest Calc	Exp. Date [1]	Duration (years)	Note	Coupons Date	Curr. coupon value	Trading Unit	Government Bonds	Price min	Price max	Closing price	Previous closing price/date	Volume	Transactions Value	Price	Last order Buy / Sell	Date
3,000,000	1,000.00	4.13	Actual/Actual	15/06/2054	30	---	15/06	4.13	1	GGB-FXD-150654-30Y-4.125-1.000	---	---	---	---	---	---	---	---	---
4,700,000	1,000.00	1.88	Actual/Actual	04/02/2035	15	---	04/02	1.88	1	GGB-FXD-040235-15Y-1.875-1.000	---	---	---	---	---	---	---	---	---
6,000,000	1,000.00	0.75	Actual/Actual	18/06/2031	10	---	18/06	0.75	1	GGB-FXD-180631-10Y-0.750-1.000	---	---	---	---	---	---	---	---	---
3,600,000	1,000.00	3.88	Actual/Actual	15/06/2028	5	---	15/06	3.88	1	GGB-FXD-150628-05Y-3.875-1.000	---	---	---	---	---	---	---	---	---
5,962,747,327	1.00	3.75	Actual/Actual	30/01/2028	10	---	/02 - 01/02 - 31/	3.75	1	GGB-FXD-300128-10Y-3.750-1.000	---	---	---	85.4610 13/07/2018	---	---	1.0000	B	28/11/2018
7,067,309,386	1.00	3.90	Actual/Actual	30/01/2033	15	---	/02 - 01/02 - 31/	3.90	1	GGB-FXD-300133-15Y-3.900-1.000	---	---	---	78.6730 13/07/2018	---	---	1.0000	B	28/11/2018
5,622,848,349	1.00	4.00	Actual/Actual	30/01/2037	19	---	/02 - 01/02 - 31/	4.00	1	GGB-FXD-300137-19Y-4.000-1.000	---	---	---	77.0370 13/07/2018	---	---	1.0000	B	28/11/2018
5,476,770,669	1.00	4.20	Actual/Actual	30/01/2042	24	---	/02 - 01/02 - 31/	4.20	1	GGB-FXD-300142-24Y-4.200-1.000	---	---	---	77.7640 13/07/2018	---	---	1.0000	B	28/11/2018
4,450,000	1,000.00	3.38	Actual/Actual	15/06/2034	10	---	15/06	3.38	1	GGB-FXD-150634-10Y-3.375-1.000	---	---	---	---	---	---	---	---	---
40,248,141	1.00	4.30	Actual/Actual	24/02/2025	13	---	24/02	4.30	1	GGB-FXD-240225-13Y-2.000-1.000	---	---	---	10.0000 22/06/2015	---	---	---	---	---
59,586,043	1.00	4.30	Actual/Actual	24/02/2026	14	---	24/02	4.30	1	GGB-FXD-240226-14Y-2.000-1.000	---	---	---	10.0000 22/06/2015	---	---	---	---	---
41,118,344	1.00	4.30	Actual/Actual	24/02/2027	15	---	24/02	4.30	1	GGB-FXD-240227-15Y-2.000-1.000	---	---	---	10.0000 22/06/2015	---	---	---	---	---
45,137,734	1.00	4.30	Actual/Actual	24/02/2028	16	---	24/02	4.30	1	GGB-FXD-240228-16Y-2.000-1.000	---	---	---	10.0000 22/06/2015	---	---	---	---	---
61,768,888	1.00	4.30	Actual/Actual	24/02/2029	17	---	24/02	4.30	1	GGB-FXD-240229-17Y-2.000-1.000	---	---	---	10.0000 22/06/2015	---	---	---	---	---
54,567,744	1.00	4.30	Actual/Actual	24/02/2030	18	---	24/02	4.30	1	GGB-FXD-240230-18Y-2.000-1.000	---	---	---	10.0000 22/06/2015	---	---	---	---	---
37,541,515	1.00	4.30	Actual/Actual	24/02/2031	19	---	24/02	4.30	1	GGB-FXD-240231-19Y-2.000-1.000	---	---	---	10.0000 22/06/2015	---	---	---	---	---
37,558,317	1.00	4.30	Actual/Actual	24/02/2032	20	---	24/02	4.30	1	GGB-FXD-240232-20Y-2.000-1.000	---	---	---	10.0000 22/06/2015	---	---	---	---	---
37,473,732	1.00	4.30	Actual/Actual	24/02/2033	21	---	24/02	4.30	1	GGB-FXD-240233-21Y-2.000-1.000	---	---	---	10.0000 22/06/2015	---	---	---	---	---
33,888,293	1.00	4.30	Actual/Actual	24/02/2034	22	---	24/02	4.30	1	GGB-FXD-240234-22Y-2.000-1.000	---	---	---	10.0000 22/06/2015	---	---	---	---	---
35,177,800	1.00	4.30	Actual/Actual	24/02/2035	23	---	24/02	4.30	1	GGB-FXD-240235-23Y-2.000-1.000	---	---	---	10.0000 22/06/2015	---	---	---	---	---
35,547,268	1.00	4.30	Actual/Actual	24/02/2036	24	---	24/02	4.30	1	GGB-FXD-240236-24Y-2.000-1.000	---	---	---	10.0000 22/06/2015	---	---	---	---	---
40,246,306	1.00	4.30	Actual/Actual	24/02/2037	25	---	24/02	4.30	1	GGB-FXD-240237-25Y-2.000-1.000	---	---	---	10.0000 22/06/2015	---	---	---	---	---
37,643,952	1.00	4.30	Actual/Actual	24/02/2038	26	---	24/02	4.30	1	GGB-FXD-240238-26Y-2.000-1.000	---	---	---	10.0000 22/06/2015	---	---	---	---	---
36,977,100	1.00	4.30	Actual/Actual	24/02/2039	27	---	24/02	4.30	1	GGB-FXD-240239-27Y-2.000-1.000	---	---	---	10.0000 22/06/2015	---	---	---	---	---
41,615,000	1.00	4.30	Actual/Actual	24/02/2040	28	---	24/02	4.30	1	GGB-FXD-240240-28Y-2.000-1.000	---	---	---	10.0000 22/06/2015	---	---	---	---	---
42,227,208	1.00	4.30	Actual/Actual	24/02/2041	29	---	24/02	4.30	1	GGB-FXD-240241-29Y-2.000-1.000	---	---	---	10.0000 22/06/2015	---	---	---	---	---
68,288,487	1.00	4.30	Actual/Actual	24/02/2042	30	---	24/02	4.30	1	GGB-FXD-240242-30Y-2.000-1.000	---	---	---	10.0000 22/06/2015	---	---	---	---	---
4,000,000	1,000.00	3.88	Actual/Actual	12/03/2029	10	---	12/03	3.88	1	GGB-FXD-120329-10Y-3.875-1.000	---	---	---	---	---	---	100.0000	B	15/10/2019
4,500,000	1,000.00	0.00	Actual/Actual	12/02/2026	5	---	12/02	0.00	1	GGB-FXD-120226-05Y-3.000-1.000	---	---	---	---	---	---	---	---	---
2,209,163	1,000.00	3.38	Actual/Actual	15/02/2025	7	---	15/02	3.38	1	GGB-FXD-150225-07Y-3.375-1.000	---	---	---	---	---	---	---	---	---
964,000	1,000.00	3.25	Actual/Actual	20/03/2025	6	---	20/03	3.25	1	GGB-FXD-200325-06Y-3.250-1.000	---	---	---	---	---	---	---	---	---
2,100,000	1,000.00	3.55	Actual/Actual	20/03/2026	7	---	20/03	3.55	1	GGB-FXD-200326-07Y-3.550-1.000	---	---	---	---	---	---	---	---	---
5,500,000	1,000.00	1.50	Actual/Actual	18/06/2030	10	---	18/06	1.50	1	GGB-FXD-180630-10Y-1.500-1.000	---	---	---	---	---	---	---	---	---
3,500,000	1,000.00	4.38	Actual/Actual	18/07/2038	15	---	18/07	4.38	1	GGB-FXD-180738-15Y-4.375-1.000	---	---	---	---	---	---	---	---	---

Government Bonds Notes

Transactions Volume = (Pieces) * (Nominal Price). Transactions Value = (Pieces) * (Nominal Price) * (price %) + (Accrued interest).

The Value of current coupon for the issues with NV 0.01 euro refers to NV 100 euros

FLR: Floating Interest Rate.

[1] - The Expiration Date of the interest bearing period and the Date for coupon payment.

Government Bonds

Number Listed Bonds	Nominal price	Today's Rate	Accrued Interest Calc	Exp. Date [1]	Duration (years)	Note	Coupons Date	Curr. coupon value	Trading Unit	Government Bonds	Price min	Price max	Closing price	Previous closing price/date	Volume	Transactions Value	Price	Last order Buy / Sell	Date	
40,000	1,000.00	4.67	FLR	Actual/360	18/09/2024	1	---	18/09 - 19/03	---	1	GGB-FLT-180924-01Y-4.670-1.000	---	---	---	---	---	---	---	---	---
5,364,250	1,000.00	3.25		Actual/Actual	20/03/2050	30	---	20/03	3.25	1	GGB-FXD-200350-30Y-3.250-1.000	---	---	---	---	---	---	---	---	---
3,924,361	1,000.00	2.00		Actual/Actual	22/04/2027	7	---	22/04	2.00	1	GGB-FXD-220427-07Y-2.000-1.000	---	---	---	---	---	99.9000	B	22/04/2020	
2,500,000	1,000.00	1.88		Actual/Actual	23/07/2026	7	---	23/07	1.88	1	GGB-FXD-230726-07Y-1.875-1.000	---	---	---	---	---	---	---	---	---
4,900,000	1,000.00	4.25		Actual/Actual	15/06/2033	10	---	15/06	4.25	1	GGB-FXD-150633-10Y-4.250-1.000	---	---	---	---	---	---	---	---	---
3,500,000	1,000.00	1.88		Actual/Actual	24/01/2052	30	---	24/01	1.88	1	GGB-FXD-240152-30Y-1.875-1.000	---	---	---	---	---	---	---	---	---
3,700,000	1,000.00	1.75		Actual/Actual	18/06/2032	10	---	18/06	1.75	1	GGB-FXD-180632-10Y-1.750-1.000	---	---	---	---	---	---	---	---	---
2,200,000	1,000.00	1.13	FLR	Actual/360	15/12/2027	5	---	- 15/12 - 15/03 -	---	1	GGB-FLT-151227-05Y-1.130-1.000	---	---	---	---	---	102.1600	B	30/12/2022	

Government Bonds Notes

Transactions Volume = (Pieces) * (Nominal Price). Transactions Value = (Pieces) * (Nominal Price) * (price %) + (Accrued interest).

The Value of current coupon for the issues with NV 0.01 euro refers to NV 100 euros

FLR: Floating Interest Rate.

[1] - The Expiration Date of the interest bearing period and the Date for coupon payment.

Treasury Bills & Zero Coupon Government Bonds

Issue Date	13-Week Maturity									26-Week Maturity									52-Week Maturity								
	Exp. Date	Initial Rate	Num Listed Bonds	Nominal price	Issue price	Last Trade Price	Last Trade Date	Volume Traded	Note	Exp. Date	Initial Rate	Num Listed Bonds	Nominal price	Issue price	Last Trade Price	Last Trade Date	Volume Traded	Note	Exp. Date	Initial Rate	Num Listed Bonds	Nominal price	Issue price	Last Trade Price	Last Trade Date	Volume Traded	Note
08/09/2023	---	---	---	---	---	---	---	---	---	---	---	---	---	---	---	---	---	---	06/09/2024	3.81	812,500	1,000.00	962.90	---	---	---	---
08/12/2023	---	---	---	---	---	---	---	---	---	---	---	---	---	---	---	---	---	---	06/12/2024	3.70	600,000	1,000.00	963.90	---	---	---	---
08/03/2024	---	---	---	---	---	---	---	---	---	---	---	---	---	---	---	---	---	---	07/03/2025	3.73	812,500	1,000.00	963.70	---	---	---	---
07/06/2024	---	---	---	---	---	---	---	---	---	---	---	---	---	---	---	---	---	---	06/06/2025	3.34	600,000	1,000.00	967.30	---	---	---	---

Bonds in Circulation	Currency / Min nominal traded Value	Coupons Payment Date	Current Coupon Value	Note	Coupon	Trading Unit	Issue Date	Duration (years)	Today's Interest	A.I.C in days	Bonds	Last price of previous days		Last Outcry in Cash (euro)			Trades in Pieces	Life min	Life Max
												Price	Buy / Sell	Date	Price	Buy / Sell			
Corporate Bonds in Foreign Currency and Euro																			
103,746	GBP / 10	01/12	0.25	---	65	1	01/12/1930	98	2.5	360	National Mortgage Bank	2.27	05/02/1996	2.27	S	05/02/1996	---	2.27	2.27
0	GBP / 10	01/12	0.25	---	67	1	01/12/1928	100	2.5	360	National Mortgage Bank	---	---	---	---	---	---	---	---

Government Bonds Notes

A.I.C: Accrued Interest Calculation base.

FLR: Floating Interest Rate.

The minimum tradeable Nominal Value for all Demeterialised Government Titles is 100 Euros.

(μφρ-0)

Athex & ATHEXClear Members List

Member Name				Stock Market			Derivatives Market		ATHEXClear Member	
	Address	Phone	Fax	Market Member	Remote Member	Market Maker	Proprietary	Market Maker	General Clearing	Direct Clearing
A. SARRIS SECURITIES S.A.				a						
6, ΔΡΑΓΑΤΣΑΝΙΟΥ 6 ΑΘΗΝΑ	2103367700									
ΑΕΟΝIC SECURITIES C.I.F. P.L.C.				a						
, ΛΑΪΟΥ 6, ΓΡ. 301B, ANNA COURT	35725337600									
ALPHA BANK S.A.									a	
, ΣΤΑΔΙΟΥ 40 ΑΘΗΝΑ	2103260000									
ALPHA FINANCE INVESTMENT SERVICES SINGLE MEMBER SA				a		a	a	a		a
5, ΠΑΝΕΠΙΣΤΗΜΙΟΥ 45 ΑΘΗΝΑ	2103677400									
ARGUS STOCKBROKERS LTD				a	a		a			
25, 25 ΛΕΩΦΟΡΟΣ ΔΗΜΟΣΘΕΝΗ ΣΕΒΕΡΗ	0035722717000									
ATHLOS CAPITAL INVESTMENT SERVICES LTD					a					
, 17 STASINOU AVENUE, BEDIZIA TOWER, 6TH & 7TH FL.	35722110777									
ATLANTIC SECURITIES LTD				a	a					
37, ΠΡΟΔΡΟΜΟΥ 37	0035722445400									
AXON SECURITIES S.A.				a			a			
48, ΣΤΑΔΙΟΥ 48 ΑΘΗΝΑ	2103363800									
BETA SECURITIES S.A.				a		a	a			a
29, ΑΛΕΞΑΝΔΡΑΣ 29 ΑΘΗΝΑ	210 6478900									
BNP PARIBAS S.A.									a	
, ΛΑΜΨΑΚΟΥ 2 ΑΘΗΝΑ	2107468525									
BOFA SECURITIES EUROPE SA				a	a					
, 51 RUE LA BOÉTIE	+33 153655555									
CAPITAL SECURITIES S.A.				a			a			
58, ΜΗΤΡΟΠΟΛΕΩΣ 58 ΑΘΗΝΑ	2103369700									
CITIGROUP GLOBAL MARKETS EUROPE AG				a	a					
16, REUTERWEG 16	+49 691366-0									
CITIGROUP GLOBAL MARKETS LIMITED				a						
1, 33 CANADA SQUARE - CANARY WHARF	+44 02079864000									
CREDIT SUISSE BANK (EUROPE), S.A.				a						
, CALLE AYALA 42, 3A PLANTA-B MADRID	+34917916000									
CREDIT SUISSE SECURITIES (EUROPE) LIMITED				a						
1, ONE CABOT SQUARE LONDON	+44 2078888888									
CYCLOS SECURITIES S.A.				a			a			
39, ΧΑΡΙΛΑΟΥ ΤΡΙΚΟΥΠΗ 6-8-10 ΑΘΗΝΑ	2103364300									
DEUTSCHE BANK S.A.					a					
1, GREAT WINCHESTER STREET LONDON	+44 20 754 54209	00441133361437								
EUROBANK EQUITIES INVESTMENT FIRM SINGLE MEMBER SA				a		a	a	a		a
, ΦΙΛΕΛΗΝΩΝ 10 & ΞΕΝΟΦΩΝΤΟΣ 13 ΑΘΗΝΑ	2103720425									
EUROBANK S.A.									a	
, ΟΘΩΝΟΣ 8 ΑΘΗΝΑ	2144043907									
EUROCORP INVESTMENT SERVICES S.A.				a			a			a
14, ΠΛ.ΦΙΛΙΚΗΣ ΕΤΑΙΡΕΙΑΣ 14 ΑΘΗΝΑ	2107263600									
EUROTRUST INVESTMENT FIRM SA				a						
113, ΣΕΒΑΣΤΟΥΠΟΛΕΩΣ 113 ΑΘΗΝΑ	2103363100									
EUROXX SECURITIES S.A.				a		a	a	a		a
7, ΠΑΛΑΙΟΛΟΓΟΥ ΧΑΛΑΝΔΡΙ	(210)-6879400	(210)-6879401								
7, ΠΑΛΕΟΛΟΓΟΥ ΧΑΛΑΝΔΡΙ	+30 2106879400	210-6879401								
FREEDOM FINANCE EUROPE LTD				a	a					
, ΧΡΙΣΤΑΚΗ ΚΡΑΝΟΥ 20	035725257786									
G. A. PERVANAS SECURITIES- INVESTMENT SERVICES S.A.				a						
7-9, ΣΟΦΟΚΛΕΟΥΣ 7-9 ΑΘΗΝΑ	2103727200									
GLOBAL CAPITAL SECURITIES & FINANCIAL SERVICES LTD				a	a					
50, ΛΑΡΧΙΕΠΙΣΚΟΠΟΥ ΜΑΚΑΡΙΟΥ Γ50	0035722710710									
GREENPOST TRADING EUROPE LTD				a	a	a				
, ΚΙΜΩΝΟΣ 3, ACROPOLIS MANSIONS, 2ND FLOOR, FLAT/OFFICE 202	035722521389									
HELLENIC AMERICAN SECURITIES S.A.				a		a	a			a
27, ΑΝΔΡΕΑ ΠΑΠΑΝΔΡΕΟΥ 27 ΜΑΡΟΥΣΙ	2103311100									
HELLENIC BANK (INVESTMENTS) LTD					a					
, ΑVE.ΚΥΡΙΑΚΟΥ ΜΑΤΣΙ 31 - ΡΟ BOX 24747 NICOSIA	+357 22500100	357 22500110								
HSBC CONTINENTAL EUROPE									a	
109-111, ΑΜΕΣΟΓΕΙΩΝ 109-111	2106960000									
INDEX SECURITIES S.A.				a						
6, ΔΡΑΓΑΤΣΑΝΙΟΥ 6 ΑΘΗΝΑ	2103213920									

Athex & ATHEXClear Members List

Member Name	Stock Market			Derivatives Market		ATHEXClear Member				
	Address	Phone	Fax	Market Member	Remote Member	Market Maker	Proprietary	Market Maker	General Clearing	Direct Clearing
J. CHR. MAVRIKIS SECURITIES S.A.				a						
5, ΣΟΦΟΚΛΕΟΥΣ 5 ATHINA	2103216730									
KAPPA SECURITIES S.A.				a			a			
15, ΒΑΛΑΩΡΙΤΟΥ 15 ATHINA	2103678600									
KARAMANOF SECURITIES & INVESTMENT SERVICES S.A.				a						
2, ΠΛ.ΑΓ.ΘΕΟΔΩΡΩΝ 2 ATHINA	2103212947									
LAIKI FINANCIAL SERVICES LTD					a					
26, AVE. VYRONOS NICOSIA	357 22367367	357 22718567								
LEON DEPOLAS SECURITIES S.A.				a		a	a			
1, ΧΡΗΣΤΟΥ ΛΑΔΑ 1 ATHINA	2103213276 -28									
MEGA EQUITY SECURITIES & FINANCIAL SERVICES PUBLIC LTD				a	a		a			
42-44, ΛΕΩΦ.ΓΡΙΒΑ ΔΙΓΕΝΗ 42-44	0035722711711									
MERIT SECURITIES S.A				a		a	a			a
5, ΣΟΦΟΚΛΕΟΥΣ 5 ATHINA	2141008814									
MERRILL LYNCH INTERNATIONAL				a						
2, 2 KING EDWARD STREET LONDON	+44 20276281000									
N. CHRYSOCHOIDIS STOCK BROKERAGE I.S.S.A.				a			a			a
7-9, ΣΟΦΟΚΛΕΟΥΣ 7-9 ATHINA	2103213913									
NATIONAL BANK OF GREECE S.A.				a		a	a		a	
86, ΑΙΟΛΟΥ STR. ATHINA	(210)-3341000	(210)-3228187								
68, ΑΚΑΔΙΜΙΑΣ STR. ATHINA	(210)-3328817	(210)-3328678								
NATIONAL SECURITIES SINGLE MEMBER SA				a		a	a	a		
66, ΛΕΩΦΟΡΟΣ ΑΘΗΝΩΝ 128-132 & ΙΦΙΓΕΝΙΑΣ ATHINA	2103328784									
NUNTIUS BROKERAGE AND INVESTMENT SERVICES SINGLE MEMBER S.A.				a			a			
6, ΔΡΑΓΑΤΣΑΝΙΟΥ 6 ATHINA	2103350599									
ONE PLUS CAPITAL LIMITED				a	a					
, 75 PRODROMOU AVENUE NICOSIA 1307	35722873760									
OPTIMA BANK S.A.				a		a	a	a	a	
, ΑΙΓΙΑΛΕΙΑΣ 32 & ΠΑΡΑΔΕΙΣΟΥ ΜΑΡΟΥΣΙ	210 8173000									
PANCRETA BANK S.A									a	
, ΙΚΑΡΟΥ 5	2810338746									
PANTELAKIS SECURITIES S.A.				a		a	a	a		
57, ΕΘΝΙΚΗΣ ΑΝΤΙΣΤΑΣΕΩΣ 57, ΚΤΙΠΙΟ Β CHALANDRI	2106965000									
PIRAEUS BANK S.A.				a			a		a	
, ΑΜΕΡΙΚΗΣ 4 ATHINA	2103335000									
PIRAEUS SECURITIES S. A.				a		a	a	a		a
10, ΣΤΑΔΙΟΥ 10 ATHINA	2103354100									
PROCHOICE SECURITIES LTD				a	a					
57, ΛΕΩΦ.ΣΠΥΡΟΥ ΚΥΠΡΙΑΝΟΥ 57, ΑΚΙΝΗΤΑ Φ	035724661192									
SHARELINK SECURITIES & FINANCIAL SERVICES LTD				a			a			
6, HOUSE-ΘΕΟΤΟΚΗ 6 ΜΕΓΑΡΟ ΕΛΛΗΝΑ	+357 22554200									
SOCIETE GENERALE S.A.				a	a		a			
, 17 COURS VALMY, CEDEX	+157290504									
SOLIDUS SECURITIES S.A				a			a			a
64, ΛΟΥΙΖΗΣ ΠΙΑΝΚΟΥΡ 64 ATHINA	2106900600									
ST. EM. LAVRENTAKIS SECURITIES S.A.				a						
7-9, ΣΟΦΟΚΛΕΟΥΣ 7-9 ATHINA	2103213336									
THE CYPRUS INVESTMENT & SECURITIES CORPORATION LTD				a	a					
154, 1 AG. PROKOPIΟΥ & POSIDONOS 1ST FLOOR	0035722121700									
UBS EUROPE SE				a	a					
, OPERNTURM, BOCKENHEIMER LANDSTRASSE 2-4	496921790									
UBS LIMITED					a					
1, FINSBURY AVENUE LONDON	+44 2075687135									
VIGOR FINANCE INVESTMENT SERVICES S.A.				a			a			
, ΨΥΧΑΡΗ 14 Ν. PSYCHIKO	2106718400									

List of Stocks under Market Making operations

Securities	Market Maker	Start Market Making	Stock Category	Suspension Status
MLS MULTIMEDIA SA (CR)				
	PIRAEUS SECURITIES S. A.	01/08/2019		
ALPHA ETF FTSE Athex Large Cap			Exchange Traded Funds (ETFs)	
	ALPHA FINANCE INVESTMENT SERVICES SINGLE MEMBER SA	02/01/1900		
	NATIONAL SECURITIES SINGLE MEMBER SA	02/01/1900		
ADMIE (IPTO) HOLDING S.A. (CR)			Main Market	
	EUROBANK EQUITIES INVESTMENT FIRM SINGLE MEMBER SA	24/05/2021		
	HELLENIC AMERICAN SECURITIES S.A.	09/03/2020		
	PIRAEUS SECURITIES S. A.	29/06/2017		
AEGEAN AIRLINES (CR)			Main Market	
	EUROBANK EQUITIES INVESTMENT FIRM SINGLE MEMBER SA	22/09/2020		
ALPHA SERVICES HOLD (CR)			Main Market	
	ALPHA FINANCE INVESTMENT SERVICES SINGLE MEMBER SA	29/02/2016		
	EUROBANK EQUITIES INVESTMENT FIRM SINGLE MEMBER SA	22/10/2006		
	GREENPOST TRADING EUROPE LTD	12/06/2023		
	HELLENIC AMERICAN SECURITIES S.A.	25/07/2014		
	LEON DEPOLAS SECURITIES S.A.	04/01/2016		
	MERIT SECURITIES S.A	03/09/2012		
	NATIONAL SECURITIES SINGLE MEMBER SA	02/01/1900		
	PIRAEUS SECURITIES S. A.	28/05/2009		
ALPHA TRUST HOLDINGS (CR)			Main Market	
	EUROBANK EQUITIES INVESTMENT FIRM SINGLE MEMBER SA	06/02/2023		
	LEON DEPOLAS SECURITIES S.A.	04/01/2021		
ALUMIL (CR)			Main Market	
	PIRAEUS SECURITIES S. A.	31/07/2023		
ANDROMEDA SA (CR)			Main Market	
	BETA SECURITIES S.A.	15/02/2021		
	OPTIMA BANK S.A.	03/04/2023		
ATHENS INTL AIRPORT (CR)			Main Market	
	PIRAEUS SECURITIES S. A.	03/06/2024		
ATTICA BANK S.A. (CR)			Main Market	
	EUROXX SECURITIES S.A.	22/01/2016		
AUSTRIACARD (CB)			Main Market	
	BETA SECURITIES S.A.	23/03/2023		
	EUROXX SECURITIES S.A.	10/06/2024		
AUTOHELLAS SA (CR)			Main Market	
	ALPHA FINANCE INVESTMENT SERVICES SINGLE MEMBER SA	01/07/2019		
	EUROXX SECURITIES S.A.	02/07/2018		
AVAX S.A. (CR)			Main Market	
	EUROBANK EQUITIES INVESTMENT FIRM SINGLE MEMBER SA	14/12/2015		
	OPTIMA BANK S.A.	04/09/2023		
	PIRAEUS SECURITIES S. A.	01/02/2021		
AVE (CR)			Main Market	
	EUROXX SECURITIES S.A.	05/06/2020		
BRIO PROPERTIES (CR)			Main Market	
	EUROBANK EQUITIES INVESTMENT FIRM SINGLE MEMBER SA	09/09/2019		
	LEON DEPOLAS SECURITIES S.A.	22/02/2021		
	PIRAEUS SECURITIES S. A.	05/02/2024		
CC HBC AG (CR)			Main Market	
	BETA SECURITIES S.A.	08/03/2021		
	NATIONAL SECURITIES SINGLE MEMBER SA	02/01/1900		
	PIRAEUS SECURITIES S. A.	04/05/2015		
CENERGY HOLDINGS (CB)			Main Market	
	ALPHA FINANCE INVESTMENT SERVICES SINGLE MEMBER SA	02/01/2016		
	EUROBANK EQUITIES INVESTMENT FIRM SINGLE MEMBER SA	02/01/2016		
	OPTIMA BANK S.A.	14/03/2022		
	PANTELAKIS SECURITIES S.A.	27/12/2022		
CNL CAPITAL (CR)			Main Market	
	MERIT SECURITIES S.A	01/10/2018		
DIMAND (CR)			Main Market	
	ALPHA FINANCE INVESTMENT SERVICES SINGLE MEMBER SA	08/08/2022		
	EUROBANK EQUITIES INVESTMENT FIRM SINGLE MEMBER SA	08/08/2022		
	PANTELAKIS SECURITIES S.A.	15/05/2023		
EKTER SA (CR)			Main Market	
	BETA SECURITIES S.A.	26/09/2022		
	EUROBANK EQUITIES INVESTMENT FIRM SINGLE MEMBER SA	16/10/2017		
	LEON DEPOLAS SECURITIES S.A.	21/05/2018		
ELASTRON (CR)			Main Market	
	LEON DEPOLAS SECURITIES S.A.	20/02/2017		

List of Stocks under Market Making operations

Securities	Stock Category
Market Maker	Start Market Making
ELLAKTOR (CR)	Main Market
ALPHA FINANCE INVESTMENT SERVICES SINGLE MEMBER SA	18/03/2019
EUROBANK EQUITIES INVESTMENT FIRM SINGLE MEMBER SA	01/06/2012
EUROXX SECURITIES S.A.	24/09/2018
NATIONAL SECURITIES SINGLE MEMBER SA	02/01/1900
PIRAEUS SECURITIES S. A.	22/10/2018
ELTON SA (CR)	Main Market
OPTIMA BANK S.A.	30/01/2023
ELVALHALCOR (CR)	Main Market
ALPHA FINANCE INVESTMENT SERVICES SINGLE MEMBER SA	07/05/2018
BETA SECURITIES S.A.	09/01/2023
EUROBANK EQUITIES INVESTMENT FIRM SINGLE MEMBER SA	07/05/2018
EUROBANK HOLDINGS (CR)	Main Market
ALPHA FINANCE INVESTMENT SERVICES SINGLE MEMBER SA	09/01/2006
EUROBANK EQUITIES INVESTMENT FIRM SINGLE MEMBER SA	01/06/2012
GREENPOST TRADING EUROPE LTD	12/06/2023
HELLENIC AMERICAN SECURITIES S.A.	25/07/2014
LEON DEPOLAS SECURITIES S.A.	30/11/2018
MERIT SECURITIES S.A	06/11/2017
NATIONAL SECURITIES SINGLE MEMBER SA	02/01/1900
PIRAEUS SECURITIES S. A.	28/09/2009
EUROCONSULTANTS S.A. (CR)	Main Market
EUROBANK EQUITIES INVESTMENT FIRM SINGLE MEMBER SA	22/07/2014
OPTIMA BANK S.A.	01/02/2023
EYDAP S.A. (CR)	Main Market
ALPHA FINANCE INVESTMENT SERVICES SINGLE MEMBER SA	27/01/2020
EUROBANK EQUITIES INVESTMENT FIRM SINGLE MEMBER SA	10/06/2019
FOURLIS (CR)	Main Market
EUROBANK EQUITIES INVESTMENT FIRM SINGLE MEMBER SA	01/12/2016
PIRAEUS SECURITIES S. A.	06/03/2017
GEK TERNA (CR)	Main Market
BETA SECURITIES S.A.	08/03/2021
EUROBANK EQUITIES INVESTMENT FIRM SINGLE MEMBER SA	24/05/2021
PIRAEUS SECURITIES S. A.	29/08/2019
GR. SARANTIS S.A. (CR)	Main Market
BETA SECURITIES S.A.	14/05/2012
EUROBANK EQUITIES INVESTMENT FIRM SINGLE MEMBER SA	24/10/2016
PIRAEUS SECURITIES S. A.	02/04/2024
HELLENIC EXCHANGES-A.S.E. (CR)	Main Market
HELLENIC AMERICAN SECURITIES S.A.	01/09/2014
NATIONAL SECURITIES SINGLE MEMBER SA	02/01/1900
PIRAEUS SECURITIES S. A.	04/05/2015
HELLENIQ ENERGY (CR)	Main Market
ALPHA FINANCE INVESTMENT SERVICES SINGLE MEMBER SA	07/11/2023
EUROBANK EQUITIES INVESTMENT FIRM SINGLE MEMBER SA	01/11/2023
HELLENIC AMERICAN SECURITIES S.A.	14/09/2015
PIRAEUS SECURITIES S. A.	20/03/2017
IDEAL HOLDINGS (CR)	Main Market
EUROBANK EQUITIES INVESTMENT FIRM SINGLE MEMBER SA	07/06/2021
PIRAEUS SECURITIES S. A.	07/06/2021
INTERCONTINENTAL (CR)	Main Market
LEON DEPOLAS SECURITIES S.A.	03/06/2019
INTERLIFE G.C.I.(CR)	Main Market
PIRAEUS SECURITIES S. A.	22/01/2024
INTERWOOD-XYLEMPORIA (CR)	Main Market
EUROBANK EQUITIES INVESTMENT FIRM SINGLE MEMBER SA	05/07/2021
PANTELAKIS SECURITIES S.A.	01/07/2021
INTRAKAT (CR)	Main Market
BETA SECURITIES S.A.	04/10/2021
PANTELAKIS SECURITIES S.A.	10/10/2022
JUMBO SA (CR)	Main Market
BETA SECURITIES S.A.	01/02/2021
EUROBANK EQUITIES INVESTMENT FIRM SINGLE MEMBER SA	25/05/2020
GREENPOST TRADING EUROPE LTD	12/06/2023
MERIT SECURITIES S.A	06/11/2017
PIRAEUS SECURITIES S. A.	06/03/2017
KLOUKINAS - LAPPAS SA (CR)	Main Market
OPTIMA BANK S.A.	02/01/2023

List of Stocks under Market Making operations

Securities	Stock Category
Market Maker	Start Market Making
KRI-KRI S.A. (CR)	Main Market
EUROBANK EQUITIES INVESTMENT FIRM SINGLE MEMBER SA	07/05/2018
PIRAEUS SECURITIES S. A.	11/12/2023
LAMDA DEVELOPMENT SA (CR)	Main Market
EUROBANK EQUITIES INVESTMENT FIRM SINGLE MEMBER SA	08/12/2014
PANTELAKIS SECURITIES S.A.	06/11/2017
PIRAEUS SECURITIES S. A.	29/06/2017
LAMPASA HOTEL SA (CR)	Main Market
LEON DEPOLAS SECURITIES S.A.	16/01/2017
METLEN ENERGY & METALS (CR)	Main Market
ALPHA FINANCE INVESTMENT SERVICES SINGLE MEMBER SA	15/04/2019
BETA SECURITIES S.A.	11/04/2022
EUROBANK EQUITIES INVESTMENT FIRM SINGLE MEMBER SA	20/09/2017
GREENPOST TRADING EUROPE LTD	12/06/2023
MERIT SECURITIES S.A	25/02/2019
NATIONAL SECURITIES SINGLE MEMBER SA	02/01/1900
PIRAEUS SECURITIES S. A.	04/05/2015
MOTODYNAMICS S.A. (CR)	Main Market
OPTIMA BANK S.A.	25/08/2023
MOTOR OIL (CR)	Main Market
BETA SECURITIES S.A.	08/03/2021
EUROBANK EQUITIES INVESTMENT FIRM SINGLE MEMBER SA	22/10/2006
GREENPOST TRADING EUROPE LTD	12/06/2023
LEON DEPOLAS SECURITIES S.A.	01/04/2019
MERIT SECURITIES S.A	25/02/2019
NATIONAL SECURITIES SINGLE MEMBER SA	02/01/1900
PIRAEUS SECURITIES S. A.	04/05/2015
MPLE KEDROS (CR)	Main Market
OPTIMA BANK S.A.	08/11/2023
OPTIMA BANK S.A.	16/10/2023
NAFPAKTOS TEXTILE (CR)	Main Market
OPTIMA BANK S.A.	29/01/2024
NATIONAL BANK (CR)	Main Market
ALPHA FINANCE INVESTMENT SERVICES SINGLE MEMBER SA	09/01/2006
EUROBANK EQUITIES INVESTMENT FIRM SINGLE MEMBER SA	22/10/2006
GREENPOST TRADING EUROPE LTD	12/06/2023
HELLENIC AMERICAN SECURITIES S.A.	25/07/2014
LEON DEPOLAS SECURITIES S.A.	20/05/2015
MERIT SECURITIES S.A	03/09/2012
NATIONAL SECURITIES SINGLE MEMBER SA	02/01/1900
PIRAEUS SECURITIES S. A.	08/09/2008
NOVAL PROPERTY REIC (CR)	Main Market
ALPHA FINANCE INVESTMENT SERVICES SINGLE MEMBER SA	05/06/2024
PIRAEUS SECURITIES S. A.	05/06/2024
OPAP (CR)	Main Market
ALPHA FINANCE INVESTMENT SERVICES SINGLE MEMBER SA	09/01/2006
EUROBANK EQUITIES INVESTMENT FIRM SINGLE MEMBER SA	22/10/2006
GREENPOST TRADING EUROPE LTD	12/06/2023
HELLENIC AMERICAN SECURITIES S.A.	25/07/2014
MERIT SECURITIES S.A	20/03/2017
NATIONAL SECURITIES SINGLE MEMBER SA	02/01/1900
PIRAEUS SECURITIES S. A.	04/05/2015
OPTIMA BANK (CR)	Main Market
ALPHA FINANCE INVESTMENT SERVICES SINGLE MEMBER SA	12/12/2023
EUROBANK EQUITIES INVESTMENT FIRM SINGLE MEMBER SA	11/12/2023
OPTIMA BANK S.A.	06/11/2023
ORILINA PROPERTIES REIC (CR)	Main Market
EUROBANK EQUITIES INVESTMENT FIRM SINGLE MEMBER SA	11/12/2023
LEON DEPOLAS SECURITIES S.A.	11/12/2023
OTE (CR)	Main Market
ALPHA FINANCE INVESTMENT SERVICES SINGLE MEMBER SA	09/01/2006
EUROBANK EQUITIES INVESTMENT FIRM SINGLE MEMBER SA	22/10/2006
GREENPOST TRADING EUROPE LTD	12/06/2023
HELLENIC AMERICAN SECURITIES S.A.	25/07/2014
LEON DEPOLAS SECURITIES S.A.	20/04/2015
MERIT SECURITIES S.A	20/03/2017
NATIONAL SECURITIES SINGLE MEMBER SA	02/01/1900
PIRAEUS SECURITIES S. A.	08/09/2008

List of Stocks under Market Making operations

Securities	Stock Category
Market Maker	Start Market Making
P.P.A. S.A. (CR)	Main Market
EUROBANK EQUITIES INVESTMENT FIRM SINGLE MEMBER SA	06/02/2019
PAPOUTSANIS (CR)	Main Market
ALPHA FINANCE INVESTMENT SERVICES SINGLE MEMBER SA	19/11/2018
BETA SECURITIES S.A.	25/11/2013
PETROPOULOS PETROS (CR)	Main Market
EUROBANK EQUITIES INVESTMENT FIRM SINGLE MEMBER SA	01/04/2019
PANTELAKIS SECURITIES S.A.	16/03/2020
PIRAEUS FINANCIAL HOLD (CR)	Main Market
ALPHA FINANCE INVESTMENT SERVICES SINGLE MEMBER SA	15/04/2019
EUROBANK EQUITIES INVESTMENT FIRM SINGLE MEMBER SA	22/10/2006
EUROXX SECURITIES S.A.	15/02/2016
GREENPOST TRADING EUROPE LTD	12/06/2023
HELLENIC AMERICAN SECURITIES S.A.	25/07/2014
LEON DEPOLAS SECURITIES S.A.	30/11/2018
MERIT SECURITIES S.A.	16/09/2013
NATIONAL SECURITIES SINGLE MEMBER SA	02/01/1900
PIRAEUS SECURITIES S. A.	16/02/2009
PPC (CR)	Main Market
ALPHA FINANCE INVESTMENT SERVICES SINGLE MEMBER SA	09/01/2006
BETA SECURITIES S.A.	01/02/2021
EUROBANK EQUITIES INVESTMENT FIRM SINGLE MEMBER SA	22/10/2006
GREENPOST TRADING EUROPE LTD	12/06/2023
HELLENIC AMERICAN SECURITIES S.A.	01/09/2014
MERIT SECURITIES S.A.	06/11/2017
NATIONAL SECURITIES SINGLE MEMBER SA	02/01/1900
PIRAEUS SECURITIES S. A.	28/09/2009
PREMA (CR)	Main Market
BETA SECURITIES S.A.	01/06/2021
LEON DEPOLAS SECURITIES S.A.	05/12/2022
PANTELAKIS SECURITIES S.A.	23/12/2021
PROFILE SA (CR)	Main Market
OPTIMA BANK S.A.	03/04/2023
PANTELAKIS SECURITIES S.A.	01/07/2019
QUALITY & RELIABILITY SA (CR)	Main Market
OPTIMA BANK S.A.	03/01/2023
QUEST HOLDINGS (CR)	Main Market
BETA SECURITIES S.A.	26/03/2018
EUROBANK EQUITIES INVESTMENT FIRM SINGLE MEMBER SA	28/01/2019
REVOIL (CR)	Main Market
BETA SECURITIES S.A.	26/06/2023
OPTIMA BANK S.A.	15/04/2024
SIDMA STEEL (CR)	Main Market
OPTIMA BANK S.A.	25/05/2023
SPACE HELLAS SA (CR)	Main Market
MERIT SECURITIES S.A.	09/12/2022
TECHNICAL OLYMPIC SA (CR)	Main Market
OPTIMA BANK S.A.	05/07/2023
TERNA ENERGY (CR)	Main Market
EUROBANK EQUITIES INVESTMENT FIRM SINGLE MEMBER SA	24/05/2021
PIRAEUS SECURITIES S. A.	09/12/2019
THRACE PLASTICS SA (CR)	Main Market
ALPHA FINANCE INVESTMENT SERVICES SINGLE MEMBER SA	26/03/2018
LEON DEPOLAS SECURITIES S.A.	28/03/2024
PIRAEUS SECURITIES S. A.	02/04/2024
TITAN CEMENT (CB)	Main Market
BETA SECURITIES S.A.	01/02/2021
EUROBANK EQUITIES INVESTMENT FIRM SINGLE MEMBER SA	06/11/2019
PIRAEUS SECURITIES S. A.	18/01/2021
TRADE ESTATES REIC (CR)	Main Market
EUROBANK EQUITIES INVESTMENT FIRM SINGLE MEMBER SA	08/11/2023
EUROBANK EQUITIES INVESTMENT FIRM SINGLE MEMBER SA	10/11/2023
PANTELAKIS SECURITIES S.A.	08/11/2023
PANTELAKIS SECURITIES S.A.	10/11/2023
TZIRAKIAN PROFIL (CR)	Main Market
LEON DEPOLAS SECURITIES S.A.	19/07/2021

List of Stocks under Market Making operations

Securities	Market Maker	Start Market Making	Stock Category
VIOHALCO SA/NV (CB)			Main Market
ALPHA FINANCE INVESTMENT SERVICES SINGLE MEMBER SA		11/03/2008	
EUROBANK EQUITIES INVESTMENT FIRM SINGLE MEMBER SA		04/03/2014	
MERIT SECURITIES S.A		17/03/2014	

Underlying Asset				Derivatives Market													
Price max	Price min	Closing price	change	Delivery Month	Open price	Price max	Price min	Last price	Closing price	Last Bid	Last Ask	Fixing price*	Life high	Life low	Trades	Volume	Open Interest
FTSE/Athex Large Cap (Trade Unit: 1 Index Point x 2E, Cash Settlement)																	
3,535.31	3,500.74	3,535.31	0.61%	July 2024	3,510.50	3,536.00	3,502.00	3,536.00	3,536.00	---	---	---	3,624.50	---	90	533	3,591
				August 2024	3,489.00	3,498.25	3,479.00	3,498.25	3,498.25	---	---	---	3,503.00	---	6	25	486
				September 2024	---	---	---	---	3,527.75	---	---	---	---	---	---	---	---
				December 2024	---	---	---	---	3,545.50	---	---	---	---	---	---	---	---
				March 2025	---	---	---	---	3,563.25	---	---	---	---	---	---	---	---
				June 2025	---	---	---	---	3,581.00	---	---	---	---	---	---	---	---
FTSE/Athex Banks (Trade Unit: 1 Index Point x 15E, Cash Settlement)																	
1,273.83	1,252.46	1,273.83	0.60%	September 2024	1,235.00	1,241.75	1,235.00	1,241.75	1,241.75	---	---	---	1,310.00	---	6	51	1,042
				December 2024	---	---	---	---	1,277.75	---	---	---	---	---	---	---	---
				March 2025	---	---	---	---	1,284.00	---	---	---	---	---	---	---	---
				June 2025	---	---	---	---	1,290.50	---	---	---	---	---	---	---	---
MSCI GREECE REBASED (Trade Unit: 1 Index Point x 2E, Cash Settlement)																	
5,545.12	5,493.21	5,545.12	0.35%	July 2024	---	---	---	---	5,442.00	---	---	---	5,636.00	---	---	---	3
				August 2024	---	---	---	---	5,536.50	---	---	---	---	---	---	---	---
				September 2024	---	---	---	---	5,547.25	---	---	---	---	---	---	---	---
				October 2024	---	---	---	---	5,556.00	---	---	---	---	---	---	---	---
				November 2024	---	---	---	---	5,564.50	---	---	---	---	---	---	---	---
				December 2024	---	---	---	---	5,575.25	---	---	---	---	---	---	---	---
				March 2025	---	---	---	---	5,603.25	---	---	---	---	---	---	---	---
				June 2025	---	---	---	---	5,631.25	---	---	---	---	---	---	---	---

Derivatives notes

Fixing prices and final open positions can be retrieved from the following path <http://www.helex.gr/el/web/guest/statistics-end-of-day-derivatives>

Underlying Asset					Derivatives Market												
Price max	Price min	Closing price	change	Delivery Month	Open price	Price max	Price min	Last price	Closing price	Last Bid	Last Ask	Fixing price*	Life high	Life low	Trades	Volume	Open Interest
2.32	2.28	2.31	0.44%	(Contract Size: 100 Securities, Physical Delivery)													
				September 2024	2.26	2.31	2.26	2.30	2.30	---	---		2.39	---	52	544	22,977
				December 2024	---	---	---	---	2.32	---	---		---	---	---	---	---
				March 2025	---	---	---	---	2.33	---	---		---	---	---	---	---
				June 2025	---	---	---	---	2.34	---	---		---	---	---	---	---
12.33	12.1	12.1	-0.66%	(Contract Size: 100 Securities, Physical Delivery)													
				September 2024	12.30	12.39	12.20	12.20	12.20	---	---		12.49	---	16	38	3,726
				December 2024	---	---	---	---	12.29	---	---		---	---	---	---	---
				March 2025	---	---	---	---	12.35	---	---		---	---	---	---	---
				June 2025	---	---	---	---	12.41	---	---		---	---	---	---	---
1.685	1.6155	1.68	2.44%	(Contract Size: 100 Securities, Physical Delivery)													
				September 2024	1.61	1.68	1.61	1.67	1.67	---	---		1.79	---	218	7,552	160,725
				December 2024	---	---	---	---	1.65	---	---		---	---	---	---	---
				March 2025	---	---	---	---	1.66	---	---		---	---	---	---	---
				June 2025	---	---	---	---	1.67	---	---		---	---	---	---	---
7.998	7.912	7.986	0.96%	(Contract Size: 100 Securities, Physical Delivery)													
				September 2024	7.98	8.00	7.98	8.00	8.00	---	---		8.41	---	6	24	938
				December 2024	---	---	---	---	7.98	---	---		---	---	---	---	---
				March 2025	---	---	---	---	8.02	---	---		---	---	---	---	---
				June 2025	---	---	---	---	8.06	---	---		---	---	---	---	---
12.14	11.74	11.76	-1.67%	(Contract Size: 100 Securities, Physical Delivery)													
				September 2024	12.01	12.13	11.95	11.95	11.95	---	---		12.13	---	4	17	160
				December 2024	---	---	---	---	12.07	---	---		---	---	---	---	---
				March 2025	---	---	---	---	12.13	---	---		---	---	---	---	---
				June 2025	---	---	---	---	12.19	---	---		---	---	---	---	---
1.488	1.45	1.468	-0.54%	(Contract Size: 100 Securities, Physical Delivery)													
				September 2024	1.46	1.46	1.46	1.46	1.46	---	---		1.49	---	1	3	637
				December 2024	---	---	---	---	1.49	---	---		---	---	---	---	---
				March 2025	---	---	---	---	1.50	---	---		---	---	---	---	---
				June 2025	---	---	---	---	1.50	---	---		---	---	---	---	---
32.32	31.8	32.32	2.67%	(Contract Size: 100 Securities, Physical Delivery)													
				September 2024	31.94	32.21	31.74	32.21	32.21	---	---		32.43	---	5	21	98
				December 2024	---	---	---	---	31.76	---	---		---	---	---	---	---
				March 2025	---	---	---	---	31.92	---	---		---	---	---	---	---
				June 2025	---	---	---	---	32.08	---	---		---	---	---	---	---

Derivatives notes

Fixing prices and final open positions can be retrieved from the following path <http://www.helex.gr/el/web/guest/statistics-end-of-day-derivatives>

Underlying Asset				Derivatives Market													
Price max	Price min	Closing price	change	Delivery Month	Open price	Price max	Price min	Last price	Closing price	Last Bid	Last Ask	Fixing price*	Life high	Life low	Trades	Volume	Open Interest
CENERGY HOLDINGS (CB)				(Contract Size: 100 Securities, Physical Delivery)													
9.95	9.82	9.94	0.91%	September 2024	9.93	9.94	9.89	9.91	9.91	---	---	---	10.03	---	12	43	3,757
				December 2024	---	---	---	---	9.94	---	---	---	---	---	---	---	---
				March 2025	---	---	---	---	9.99	---	---	---	---	---	---	---	---
				June 2025	---	---	---	---	10.04	---	---	---	---	---	---	---	---
ELLAKTOR (CR)				(Contract Size: 100 Securities, Physical Delivery)													
2.645	2.56	2.6	0.39%	September 2024	2.60	2.63	2.60	2.63	2.63	---	---	---	2.70	---	5	26	3,667
				December 2024	---	---	---	---	2.61	---	---	---	---	---	---	---	---
				March 2025	---	---	---	---	2.63	---	---	---	---	---	---	---	---
				June 2025	---	---	---	---	2.64	---	---	---	---	---	---	---	---
ELVALHALCOR (CR)				(Contract Size: 100 Securities, Physical Delivery)													
1.888	1.874	1.878	-0.42%	September 2024	1.89	1.89	1.89	1.89	1.89	---	---	---	2.04	---	4	15	4,706
				December 2024	---	---	---	---	1.89	---	---	---	1.88	---	---	---	13
				March 2025	---	---	---	---	1.91	---	---	---	---	---	---	---	---
				June 2025	---	---	---	---	1.92	---	---	---	---	---	---	---	---
EUROBANK HOLDINGS (CR)				(Contract Size: 100 Securities, Physical Delivery)													
2.096	2.054	2.096	1.01%	September 2024	1.99	2.03	1.99	2.03	2.03	---	---	---	2.16	---	24	669	15,527
				December 2024	---	---	---	---	2.09	---	---	---	---	---	---	---	---
				March 2025	---	---	---	---	2.10	---	---	---	---	---	---	---	---
				June 2025	---	---	---	---	2.11	---	---	---	---	---	---	---	---
EYDAP S.A. (CR)				(Contract Size: 100 Securities, Physical Delivery)													
5.79	5.69	5.77	0.00%	September 2024	5.67	5.67	5.65	5.65	5.65	---	---	---	5.90	---	4	13	4,407
				December 2024	---	---	---	---	5.82	---	---	---	---	---	---	---	---
				March 2025	---	---	---	---	5.85	---	---	---	---	---	---	---	---
				June 2025	---	---	---	---	5.88	---	---	---	---	---	---	---	---
FOURLIS (CR)				(Contract Size: 100 Securities, Physical Delivery)													
3.985	3.95	3.955	0.89%	September 2024	4.00	4.02	4.00	4.02	4.02	---	---	---	4.19	---	3	15	1,042
				December 2024	---	---	---	---	3.96	---	---	---	---	---	---	---	---
				March 2025	---	---	---	---	3.98	---	---	---	---	---	---	---	---
				June 2025	---	---	---	---	3.99	---	---	---	---	---	---	---	---
GEK TERNA (CR)				(Contract Size: 100 Securities, Physical Delivery)													
17.7	17.46	17.54	0.23%	September 2024	17.72	17.80	17.67	17.71	17.71	---	---	---	17.91	---	33	156	14,452
				December 2024	---	---	---	---	17.66	---	---	---	---	---	---	---	---
				March 2025	---	---	---	---	17.75	---	---	---	---	---	---	---	---
				June 2025	---	---	---	---	17.83	---	---	---	---	---	---	---	---

Derivatives notes

Fixing prices and final open positions can be retrieved from the following path <http://www.helex.gr/el/web/guest/statistics-end-of-day-derivatives>

Underlying Asset				Derivatives Market													
Price max	Price min	Closing price	change	Delivery Month	Open price	Price max	Price min	Last price	Closing price	Last Bid	Last Ask	Fixing price*	Life high	Life low	Trades	Volume	Open Interest
HELLENIC EXCHANGES-A.S.E. (CR)				(Contract Size: 100 Securities, Physical Delivery)													
4.88	4.83	4.87	0.72%	September 2024	4.88	4.91	4.88	4.89	4.89	---	---	---	5.25	---	11	60	5,999
				December 2024	---	---	---	---	4.88	---	---	---	---	---	---	---	---
				March 2025	---	---	---	---	4.90	---	---	---	---	---	---	---	---
				June 2025	---	---	---	---	4.93	---	---	---	---	---	---	---	---
HELLENiQ ENERGY (CR)				(Contract Size: 100 Securities, Physical Delivery)													
7.79	7.665	7.665	-0.84%	September 2024	7.80	7.80	7.73	7.74	7.74	---	---	---	8.40	---	24	84	4,782
				December 2024	---	---	---	---	7.80	---	---	---	---	---	---	---	---
				March 2025	---	---	---	---	7.84	---	---	---	---	---	---	---	---
				June 2025	---	---	---	---	7.88	---	---	---	---	---	---	---	---
INTRACOM HOLDINGS (CR)				(Contract Size: 102 Securities, Physical Delivery)													
3.46	3.395	3.42	-0.29%	September 2024	3.47	3.49	3.45	3.49	3.49	---	---	---	3.55	3.27	21	104	7,737
				December 2024	---	---	---	---	3.46	---	---	---	---	---	---	---	---
				March 2025	---	---	---	---	3.48	---	---	---	---	---	---	---	---
				June 2025	---	---	---	---	3.50	---	---	---	---	---	---	---	---
INTRAKAT (CR)				(Contract Size: 100 Securities, Physical Delivery)													
4.98	4.9	4.98	1.22%	September 2024	4.94	4.99	4.90	4.98	4.98	---	---	---	5.20	---	9	22	2,393
				December 2024	---	---	---	---	4.96	---	---	---	---	---	---	---	---
				March 2025	---	---	---	---	4.99	---	---	---	---	---	---	---	---
				June 2025	---	---	---	---	5.01	---	---	---	---	---	---	---	---
JUMBO SA (CR)				(Contract Size: 100 Securities, Physical Delivery)													
25.56	25.14	25.34	0.80%	September 2024	25.40	25.47	25.32	25.47	25.47	---	---	---	26.97	---	27	106	488
				December 2024	---	---	---	---	25.37	---	---	---	---	---	---	---	---
				March 2025	---	---	---	---	25.49	---	---	---	---	---	---	---	---
				June 2025	---	---	---	---	25.62	---	---	---	---	---	---	---	---
LAMDA DEVELOPMENT SA (CR)				(Contract Size: 100 Securities, Physical Delivery)													
7.47	7.28	7.43	1.78%	September 2024	7.41	7.52	7.35	7.47	7.47	---	---	---	7.52	---	30	284	7,343
				December 2024	---	---	---	---	7.37	---	---	---	---	---	---	---	---
				March 2025	---	---	---	---	7.40	---	---	---	---	---	---	---	---
				June 2025	---	---	---	---	7.44	---	---	---	---	---	---	---	---
METLEN ENERGY & METALS (CR)				(Contract Size: 100 Securities, Physical Delivery)													
37.08	36.36	36.7	0.27%	September 2024	36.92	37.02	36.66	36.67	36.67	---	---	---	38.35	---	15	175	4,927
				December 2024	---	---	---	---	37.36	---	---	---	36.20	---	---	---	20
				March 2025	---	---	---	---	37.11	---	---	---	---	---	---	---	---
				June 2025	---	---	---	---	37.30	---	---	---	---	---	---	---	---

Derivatives notes

Fixing prices and final open positions can be retrieved from the following path <http://www.helex.gr/el/web/guest/statistics-end-of-day-derivatives>

Underlying Asset				Derivatives Market													
Price max	Price min	Closing price	change	Delivery Month	Open price	Price max	Price min	Last price	Closing price	Last Bid	Last Ask	Fixing price*	Life high	Life low	Trades	Volume	Open Interest
MIG (CR)				(Contract Size: 100 Securities, Physical Delivery)													
3.885	3.78	3.83	-1.29%	September 2024	3.84	3.84	3.84	3.84	3.84	---	---	---	3.94	---	1	1	98
				December 2024	---	---	---	---	3.91	---	---	---	---	---	---	---	---
				March 2025	---	---	---	---	3.93	---	---	---	---	---	---	---	---
				June 2025	---	---	---	---	3.95	---	---	---	---	---	---	---	---
MOTOR OIL (CR)				(Contract Size: 100 Securities, Physical Delivery)													
23.14	22.62	22.62	-1.48%	September 2024	23.19	23.32	22.86	22.90	22.90	---	---	---	26.50	---	123	709	2,069
				December 2024	---	---	---	---	23.17	---	---	---	---	---	---	---	---
				March 2025	---	---	---	---	23.28	---	---	---	---	---	---	---	---
				June 2025	---	---	---	---	23.40	---	---	---	---	---	---	---	---
NATIONAL BANK (CR)				(Contract Size: 100 Securities, Physical Delivery)													
7.926	7.848	7.87	-1.43%	September 2024	7.63	7.66	7.60	7.63	7.63	---	---	---	8.36	---	119	1,132	16,596
				December 2024	---	---	---	---	8.06	---	---	---	---	---	---	---	---
				March 2025	---	---	---	---	8.10	---	---	---	---	---	---	---	---
				June 2025	---	---	---	---	8.14	---	---	---	---	---	---	---	---
OPAP (CR)				(Contract Size: 102 Securities, Physical Delivery)													
15.79	15.5	15.7	0.77%	September 2024	15.64	15.78	15.60	15.77	15.77	---	---	---	15.78	14.60	105	723	2,906
				December 2024	---	---	---	---	15.94	---	---	---	15.30	---	---	---	20
				March 2025	---	---	---	---	15.80	---	---	---	---	---	---	---	---
				June 2025	---	---	---	---	15.88	---	---	---	---	---	---	---	---
OPTIMA BANK (CR)				(Contract Size: 100 Securities, Physical Delivery)													
12.04	11.74	12.02	0.50%	September 2024	---	---	---	---	11.98	---	---	---	13.13	---	---	---	71
				December 2024	---	---	---	---	12.07	---	---	---	---	---	---	---	---
				March 2025	---	---	---	---	12.13	---	---	---	---	---	---	---	---
				June 2025	---	---	---	---	12.19	---	---	---	---	---	---	---	---
OTE (CR)				(Contract Size: 100 Securities, Physical Delivery)													
14.1	13.96	14.1	0.43%	September 2024	14.13	14.17	14.08	14.12	14.12	---	---	---	14.26	---	12	38	5,154
				December 2024	---	---	---	---	14.17	---	---	---	---	---	---	---	---
				March 2025	---	---	---	---	14.24	---	---	---	---	---	---	---	---
				June 2025	---	---	---	---	14.31	---	---	---	---	---	---	---	---
P.P.A. S.A. (CR)				(Contract Size: 100 Securities, Physical Delivery)													
27.2	26.7	26.7	-1.29%	September 2024	---	---	---	---	25.22	---	---	---	24.92	---	---	---	80
				December 2024	---	---	---	---	27.29	---	---	---	---	---	---	---	---
				March 2025	---	---	---	---	27.43	---	---	---	---	---	---	---	---
				June 2025	---	---	---	---	27.57	---	---	---	---	---	---	---	---

Derivatives notes

Fixing prices and final open positions can be retrieved from the following path <http://www.helex.gr/el/web/guest/statistics-end-of-day-derivatives>

Underlying Asset				Derivatives Market													
Price max	Price min	Closing price	change	Delivery Month	Open price	Price max	Price min	Last price	Closing price	Last Bid	Last Ask	Fixing price*	Life high	Life low	Trades	Volume	Open Interest
PIRAEUS FINANCIAL HOLD (CR)				(Contract Size: 100 Securities, Physical Delivery)													
3.728	3.611	3.728	1.58%	September 2024	3.68	3.77	3.65	3.77	3.77	---	---	---	4.05	---	207	2,932	102,255
				December 2024	---	---	---	---	3.67	---	---	---	3.43	---	---	---	---
				March 2025	---	---	---	---	3.72	---	---	---	---	---	---	---	---
				June 2025	---	---	---	---	3.74	---	---	---	---	---	---	---	---
PPC (CR)				(Contract Size: 100 Securities, Physical Delivery)													
11.96	11.75	11.75	-1.43%	September 2024	11.78	11.78	11.61	11.66	11.66	---	---	---	11.88	---	33	250	31,626
				December 2024	---	---	---	---	12.03	---	---	---	---	---	---	---	---
				March 2025	---	---	---	---	12.09	---	---	---	---	---	---	---	---
				June 2025	---	---	---	---	12.15	---	---	---	---	---	---	---	---
QUEST HOLDINGS (CR)				(Contract Size: 100 Securities, Physical Delivery)													
5.32	5.2	5.31	0.76%	September 2024	---	---	---	---	5.23	---	---	---	5.38	---	---	---	179
				December 2024	---	---	---	---	5.32	---	---	---	---	---	---	---	---
				March 2025	---	---	---	---	5.34	---	---	---	---	---	---	---	---
				June 2025	---	---	---	---	5.37	---	---	---	---	---	---	---	---
TERNA ENERGY (CR)				(Contract Size: 100 Securities, Physical Delivery)													
19.35	19.25	19.35	0.31%	September 2024	19.33	19.41	19.32	19.41	19.41	---	---	---	19.55	---	15	110	22,377
				December 2024	---	---	---	---	19.46	---	---	---	---	---	---	---	---
				March 2025	---	---	---	---	19.56	---	---	---	---	---	---	---	---
				June 2025	---	---	---	---	19.66	---	---	---	---	---	---	---	---
TITAN CEMENT (CB)				(Contract Size: 100 Securities, Physical Delivery)													
31.1	30.4	30.95	0.81%	September 2024	30.79	30.99	30.71	30.71	30.71	---	---	---	31.02	---	19	54	287
				December 2024	---	---	---	---	30.98	---	---	---	---	---	---	---	---
				March 2025	---	---	---	---	31.13	---	---	---	---	---	---	---	---
				June 2025	---	---	---	---	31.29	---	---	---	---	---	---	---	---
VIOHALCO SA/NV (CB)				(Contract Size: 100 Securities, Physical Delivery)													
6.15	6.07	6.09	-0.81%	September 2024	6.15	6.15	6.12	6.12	6.12	---	---	---	6.50	---	17	111	3,835
				December 2024	---	---	---	---	6.20	---	---	---	---	---	---	---	---
				March 2025	---	---	---	---	6.23	---	---	---	---	---	---	---	---
				June 2025	---	---	---	---	6.26	---	---	---	---	---	---	---	---

Derivatives notes

Fixing prices and final open positions can be retrieved from the following path <http://www.helex.gr/el/web/guest/statistics-end-of-day-derivatives>

FTSE/Athex Large Cap

(Trade Unit: 1 Index Point x 2€ - Exercise Style: European, Cash Settlement)

Call Options																Put Options																				
July 2024								August 2024								Other Months		July 2024								August 2024								Other Months		Exercise Price
Open price	Price max	Price min	Last price	Closing price	Volume	Open Interest	Open price	Price max	Price min	Last price	Closing price	Volume	Open Interest	Volume	Open Interest	Open price	Price max	Price min	Last price	Closing price	Volume	Open Interest	Open price	Price max	Price min	Last price	Closing price	Volume	Open Interest	Volume	Open Interest					
2,450	-	-	-	-	-	-	-	-	-	-	-	-	-	-	-	-	-	-	-	-	-	-	-	-	-	-	-	-	-	-	-	2,450				
2,500	-	-	-	-	-	-	-	-	-	-	-	-	-	-	-	-	-	-	-	-	-	-	-	-	-	-	-	-	-	-	-	2,500				
2,550	-	-	-	-	-	-	-	-	-	-	-	-	-	-	-	-	-	-	-	-	-	-	-	-	-	-	-	-	-	-	-	2,550				
2,600	-	-	-	-	-	-	-	-	-	-	-	-	-	-	-	-	-	-	-	-	-	-	-	-	-	-	-	-	-	-	-	2,600				
2,650	-	-	-	-	-	-	-	-	-	-	-	-	-	-	-	-	-	-	-	-	-	-	-	-	-	-	-	-	-	-	-	2,650				
2,700	-	-	-	-	-	-	-	-	-	-	-	-	-	-	-	-	-	-	-	-	-	-	-	-	-	-	-	-	-	-	-	2,700				
2,750	-	-	-	-	-	-	-	-	-	-	-	-	-	-	-	-	-	-	-	-	-	-	-	-	-	-	-	-	-	-	-	2,750				
2,800	-	-	-	-	-	-	-	-	-	-	-	-	-	-	-	-	-	-	-	-	-	-	-	-	-	-	-	-	-	-	-	2,800				
2,850	-	-	-	-	-	-	-	-	-	-	-	-	-	-	-	-	-	-	-	-	-	-	-	-	-	-	-	-	-	-	-	2,850				
2,900	-	-	-	-	-	-	-	-	-	-	-	-	-	-	-	-	-	-	-	-	-	-	-	-	-	-	-	-	-	-	-	2,900				
2,950	-	-	-	-	-	-	-	-	-	-	-	-	-	-	-	-	-	-	-	-	-	-	-	-	-	-	-	-	-	-	-	2,950				
3,000	-	-	-	-	-	-	-	-	-	-	-	-	-	-	-	-	-	-	-	-	-	-	-	-	-	-	-	-	-	-	-	3,000				
3,050	-	-	-	-	-	-	-	-	-	-	-	-	-	-	-	-	-	-	-	-	-	-	-	-	-	-	-	-	-	-	-	3,050				
3,100	-	-	-	-	-	-	-	-	-	-	-	-	-	-	-	-	-	-	-	-	-	-	-	-	-	-	-	-	-	-	-	3,100				
3,150	0.00	0.00	0.00	-	360.00	-	-	0.00	0.00	0.00	-	338.00	-	-	-	0.00	0.00	0.00	-	0.01	-	-	0.00	0.00	0.00	-	3.70	-	-	-	3,150					
3,200	0.00	0.00	0.00	-	310.00	-	-	0.00	0.00	0.00	-	291.00	-	-	-	0.00	0.00	0.00	-	0.02	-	-	0.00	0.00	0.00	-	6.80	-	-	-	3,200					
3,250	0.00	0.00	0.00	-	260.00	-	20	0.00	0.00	0.00	-	246.00	-	-	-	0.00	0.00	0.00	-	0.11	-	-	0.00	0.00	0.00	-	12.00	-	-	-	3,250					
3,300	0.00	0.00	0.00	-	210.00	-	-	0.00	0.00	0.00	-	204.00	-	-	-	0.00	0.00	0.00	-	0.56	-	27	0.00	0.00	0.00	-	19.75	-	40	-	3,300					
3,350	0.00	0.00	0.00	-	162.00	-	83	0.00	0.00	0.00	-	165.00	-	-	-	0.00	0.00	0.00	-	2.20	-	51	0.00	0.00	0.00	-	31.00	-	10	-	3,350					
3,400	0.00	0.00	0.00	-	116.00	-	21	0.00	0.00	0.00	-	131.00	-	-	-	0.00	0.00	0.00	-	6.70	-	37	0.00	0.00	0.00	-	46.25	-	20	-	3,400					
3,450	0.00	0.00	0.00	-	76.50	-	60	0.00	0.00	0.00	-	101.00	-	20	-	0.00	0.00	0.00	-	17.00	-	126	0.00	0.00	0.00	-	66.00	-	20	-	3,450					
3,500	0.00	0.00	0.00	-	45.25	-	53	0.00	0.00	0.00	-	75.50	-	20	-	0.00	0.00	0.00	-	35.50	-	86	0.00	0.00	0.00	-	90.50	-	41	-	3,500					
3,550	19.00	19.00	19.00	19.00	19.00	20	90	0.00	0.00	0.00	-	55.00	-	-	-	0.00	19.00	0.00	-	63.50	-	20	0.00	0.00	0.00	-	120.00	-	20	-	3,550					
3,600	0.00	0.00	0.00	-	10.50	-	46	0.00	0.00	0.00	-	38.75	-	-	-	0.00	0.00	0.00	-	101.00	-	40	0.00	0.00	0.00	-	154.00	-	20	-	3,600					
3,650	0.00	0.00	0.00	-	4.10	-	70	0.00	0.00	0.00	-	26.50	-	-	-	0.00	0.00	0.00	-	144.00	-	-	0.00	0.00	0.00	-	191.00	-	-	-	3,650					
3,700	0.00	0.00	0.00	-	1.30	-	90	0.00	0.00	0.00	-	17.75	-	-	-	0.00	0.00	0.00	-	192.00	-	20	0.00	0.00	0.00	-	232.00	-	-	-	3,700					
3,750	0.00	0.00	0.00	-	0.37	-	20	0.00	0.00	0.00	-	11.25	-	-	-	0.00	0.00	0.00	-	241.00	-	-	0.00	0.00	0.00	-	276.00	-	-	-	3,750					
3,800	0.00	0.00	0.00	-	0.09	-	20	0.00	0.00	0.00	-	7.10	-	-	-	0.00	0.00	0.00	-	290.00	-	-	0.00	0.00	0.00	-	322.00	-	-	-	3,800					
3,850	0.00	0.00	0.00	-	0.02	-	-	0.00	0.00	0.00	-	4.30	-	-	-	0.00	0.00	0.00	-	340.00	-	-	0.00	0.00	0.00	-	369.00	-	-	-	3,850					
3,900	0.00	0.00	0.00	-	0.02	-	-	0.00	0.00	0.00	-	2.50	-	-	-	0.00	0.00	0.00	-	390.00	-	-	0.00	0.00	0.00	-	417.00	-	-	-	3,900					
Totals:					20	573					0	40	0	0							0	407						0	171	0	0					
Number of Trades:					1						0		0								0						0		0							

ALPHA SERVICES HOLD (CR)

(Contract Size: 100 Securities, Exercise Style: American, Physical Delivery)

Call Options															Put Options																		
Exercise Price	July 2024					August 2024					Other Months		July 2024					August 2024					Other Months		Exercise Price								
	Open price	Price max	Price min	Last price	Closing price	Volume	Open Interest	Open price	Price max	Price min	Last price	Closing price	Volume	Open Interest	Volume	Open Interest	Open price	Price max	Price min	Last price	Closing price	Volume	Open Interest	Open price		Price max	Price min	Last price	Closing price	Volume	Open Interest	Volume	Open Interest
0.850						-	-						-	-									-	-									0.009
0.900						-	-						-	-									-	-									0.009
0.950						-	-						-	-									-	-									0.010
1.000	0.000	0.000	0.000		0.640	-	-	0.000	0.000	0.000		0.642	-	-	0.000	0.000	0.000	0.000	0.001	-	-	0.000	0.000	0.000	0.001	-	-	0.000	0.000	0.000		0.010	
1.100	0.000	0.000	0.000		0.540	-	-	0.000	0.000	0.000		0.542	-	-	0.000	0.000	0.000	0.000	0.001	-	-	0.000	0.000	0.000	0.001	-	-	0.000	0.000	0.000		0.011	
1.200	0.000	0.000	0.000		0.441	-	-	0.000	0.000	0.000		0.442	-	-	0.000	0.000	0.000	0.000	0.003	-	-	0.000	0.000	0.000	0.001	-	-	0.000	0.000	0.000		0.012	
1.300	0.000	0.000	0.000		0.341	-	-	0.000	0.000	0.000		0.343	-	-	0.000	0.000	0.000	0.000	0.002	-	-	0.000	0.000	0.000	0.001	-	-	0.000	0.000	0.000		0.013	
1.400	0.000	0.000	0.000		0.242	-	-	0.000	0.000	0.000		0.246	-	-	0.000	0.000	0.000	0.000	0.001	-	-	0.000	0.000	0.000	0.003	-	-	0.000	0.000	0.000		0.014	
1.500	0.000	0.000	0.000		0.151	-	-	0.000	0.000	0.000		0.158	-	-	0.000	0.000	0.000	0.000	0.010	-	-	0.000	0.000	0.000	0.015	-	-	0.000	0.000	0.000		0.015	
1.600	0.000	0.000	0.000		0.077	-	-	0.000	0.000	0.000		0.087	-	-	0.000	0.000	0.000	0.000	0.036	-	-	0.000	0.000	0.000	0.044	-	-	0.000	0.000	0.000		0.016	
1.700	0.000	0.000	0.000		0.032	-	-	0.000	0.000	0.000		0.041	-	-	0.000	0.000	0.000	0.000	0.091	-	-	0.000	0.000	0.000	0.098	-	-	0.000	0.000	0.000		0.017	
1.800	0.000	0.000	0.000		0.010	-	-	0.000	0.000	0.000		0.016	-	-	0.000	0.000	0.000	0.000	0.169	-	-	0.000	0.000	0.000	0.173	-	-	0.000	0.000	0.000		0.018	
1.900	0.000	0.000	0.000		0.002	-	-	0.000	0.000	0.000		0.005	-	-	0.000	0.000	0.000	0.000	0.262	-	-	0.000	0.000	0.000	0.263	-	-	0.000	0.000	0.000		0.019	
2.000	0.000	0.000	0.000		0.001	-	-	0.000	0.000	0.000		0.001	-	-	0.000	0.000	0.000	0.000	0.360	-	-	0.000	0.000	0.000	0.360	-	-	0.000	0.000	0.000		0.020	
2.200	0.000	0.000	0.000		0.001	-	-	0.000	0.000	0.000		0.001	-	-	0.000	0.000	0.000	0.000	0.560	-	-	0.000	0.000	0.000	0.560	-	-	0.000	0.000	0.000		0.022	
2.400	0.000	0.000	0.000		0.001	-	-	0.000	0.000	0.000		0.001	-	-	0.000	0.000	0.000	0.000	0.760	-	-	0.000	0.000	0.000	0.760	-	-	0.000	0.000	0.000		0.024	
2.600	0.000	0.000	0.000		0.001	-	-	0.000	0.000	0.000		0.001	-	-	0.000	0.000	0.000	0.000	0.960	-	-	0.000	0.000	0.000	0.960	-	-	0.000	0.000	0.000		0.026	
Totals:						0	0					0	0	0	0							0	0							0	0		
Number of Trades:						0						0		0								0.00							0		0		

NATIONAL BANK (CR)

(Contract Size: 100 Securities, Exercise Style: American, Physical Delivery)

Call Options															Put Options															
July 2024															August 2024										Other Months					
Exercise Price	Open price	Price max	Price min	Last price	Closing price	Volume	Open Interest	Open price	Price max	Price min	Last price	Closing price	Volume	Open Interest	Volume	Open Interest	Open price	Price max	Price min	Last price	Closing price	Volume	Open Interest	Volume	Open Interest	Exercise Price				
3.400						-	-																				0.034			
3.600						-	-																				0.036			
3.800						-	-																				0.038			
4.000						-	-																				0.040			
4.400						-	-																				0.044			
4.800						-	-																				0.048			
5.200	0.000	0.000	0.000		2.78	-	-										0.000	0.000	0.000		0.001	-	-				0.052			
5.600	0.000	0.000	0.000		2.38	-	-	0.000	0.000	0.000		2.39	-	-			0.000	0.000	0.000		0.001	-	-	0.000	0.000	0.000	0.001	-	-	0.056
6.000	0.000	0.000	0.000		1.98	-	-	0.000	0.000	0.000		1.99	-	-			0.000	0.000	0.000		0.001	-	-	0.000	0.000	0.000	0.001	-	-	0.060
6.400	0.000	0.000	0.000		1.58	-	-	0.000	0.000	0.000		1.60	-	-			0.000	0.000	0.000		0.001	-	-	0.000	0.000	0.000	0.004	-	-	0.064
6.800	0.000	0.000	0.000		1.18	-	-	0.000	0.000	0.000		1.21	-	-			0.000	0.000	0.000		0.001	-	-	0.000	0.000	0.000	0.018	-	-	0.068
7.200	0.000	0.000	0.000		0.785	-	-	0.000	0.000	0.000		0.856	-	-			0.000	0.000	0.000		0.001	-	-	0.000	0.000	0.000	0.062	-	-	0.072
7.600	0.000	0.000	0.000		0.410	-	-	0.000	0.000	0.000		0.554	-	-			0.000	0.000	0.000		0.026	-	-	0.000	0.000	0.000	0.159	-	-	0.076
8.000	0.000	0.000	0.000		0.139	-	-	0.198	0.198	0.198	0.198	0.198	1	3			0.000	0.000	0.000		0.155	-	-	0.000	0.000	0.000	0.328	-	-	0.080
8.400	0.000	0.000	0.000		0.025	-	-	0.000	0.000	0.000		0.170	-	-			0.000	0.000	0.000		0.442	-	-	0.000	0.000	0.000	0.575	-	-	0.084
8.800	0.000	0.000	0.000		0.002	-	-	0.000	0.000	0.000		0.081	-	-			0.000	0.000	0.000		0.821	-	-	0.000	0.000	0.000	0.887	-	-	0.088
9.200	0.000	0.000	0.000		0.001	-	-	0.000	0.000	0.000		0.033	-	-			0.000	0.000	0.000		1.22	-	-	0.000	0.000	0.000	1.24	-	-	0.092
9.600	0.000	0.000	0.000		0.001	-	-	0.000	0.000	0.000		0.013	-	-			0.000	0.000	0.000		1.62	-	-	0.000	0.000	0.000	1.62	-	-	0.096
10.000	0.000	0.000	0.000		0.001	-	-	0.000	0.000	0.000		0.004	-	-			0.000	0.000	0.000		2.02	-	-	0.000	0.000	0.000	2.02	-	-	0.100
11.000	0.000	0.000	0.000		0.001	-	-	0.000	0.000	0.000		0.001	-	-			0.000	0.000	0.000		3.02	-	-	0.000	0.000	0.000	3.02	-	-	0.110
Totals:						0	0						1	3	0	0						0	0			0	0			
Number of Trades:						0							1		0							0.00				0				0

OPAP (CR)

(Contract Size: 102 Securities, Exercise Style: American, Physical Delivery)

Call Options														Put Options																			
July 2024							August 2024							Other Months		July 2024							August 2024							Other Months		Exercis Price	
Open price	Price max	Price min	Last price	Closing price	Volume	Open Interest	Open price	Price max	Price min	Last price	Closing price	Volume	Open Interest	Volume	Open Interest	Open price	Price max	Price min	Last price	Closing price	Volume	Open Interest	Open price	Price max	Price min	Last price	Closing price	Volume	Open Interest	Volume	Open Interest		
9.440	0.000	0.000	0.000	6.14	-	-										0.000	0.000	0.000	0.001	-	-											0.094	
9.600	0.000	0.000	0.000	5.98	-	-	0.000	0.000	0.000	6.00	-	-				0.000	0.000	0.000	0.001	-	-	0.000	0.000	0.000	0.001	-	-					0.096	
9.830	0.000	0.000	0.000	5.75	-	-										0.000	0.000	0.000	0.001	-	-											0.098	
10.000	0.000	0.000	0.000	5.58	-	-	0.000	0.000	0.000	5.60	-	-				0.000	0.000	0.000	0.001	-	-	0.000	0.000	0.000	0.001	-	-					0.100	
10.810	0.000	0.000	0.000	4.77	-	-										0.000	0.000	0.000	0.001	-	-											0.108	
11.000	0.000	0.000	0.000	4.58	-	-	0.000	0.000	0.000	4.60	-	-				0.000	0.000	0.000	0.001	-	-	0.000	0.000	0.000	0.001	-	-					0.110	
11.790	0.000	0.000	0.000	3.80	-	-										0.000	0.000	0.000	0.001	-	-											0.118	
12.000	0.000	0.000	0.000	3.59	-	-	0.000	0.000	0.000	3.60	-	-				0.000	0.000	0.000	0.001	-	-	0.000	0.000	0.000	0.001	-	-					0.120	
12.780	0.000	0.000	0.000	2.81	-	-										0.000	0.000	0.000	0.002	-	-											0.128	
13.000	0.000	0.000	0.000	2.59	-	-	0.000	0.000	0.000	2.61	-	-				0.000	0.000	0.000	0.001	-	-	0.000	0.000	0.000	0.001	-	-					0.130	
13.760	0.000	0.000	0.000	1.83	-	-										0.000	0.000	0.000	0.001	-	16											0.138	
14.000	0.000	0.000	0.000	1.59	-	5	0.000	0.000	0.000	1.63	-	5				0.000	0.000	0.000	0.001	-	5	0.000	0.000	0.000	0.026	-	-					0.140	
14.740	0.000	0.000	0.000	0.855	-	-										0.000	0.000	0.000	0.008	-	-											0.147	
15.000	0.000	0.000	0.000	0.616	-	-	0.000	0.000	0.000	0.796	-	-				0.000	0.000	0.000	0.029	-	-	0.000	0.000	0.000	0.187	-	-					0.150	
15.730	0.000	0.000	0.000	0.140	-	-										0.000	0.000	0.000	0.284	-	-											0.157	
16.000	0.000	0.000	0.000	0.062	-	-	0.000	0.000	0.000	0.273	-	50				0.000	0.000	0.000	0.476	-	-	0.000	0.000	0.000	0.664	-	-					0.160	
16.710	0.000	0.000	0.000	0.003	-	-										0.000	0.000	0.000	1.13	-	-											0.167	
17.000	0.000	0.000	0.000	0.001	-	-	0.000	0.000	0.000	0.061	-	-				0.000	0.000	0.000	1.42	-	-	0.000	0.000	0.000	1.46	-	-					0.170	
17.690	0.000	0.000	0.000	0.001	-	-										0.000	0.000	0.000	2.11	-	-											0.177	
18.000	0.000	0.000	0.000	0.001	-	-	0.000	0.000	0.000	0.009	-	-				0.000	0.000	0.000	2.42	-	-	0.000	0.000	0.000	2.42	-	-					0.180	
18.670	0.000	0.000	0.000	0.001	-	-										0.000	0.000	0.000	3.09	-	-											0.187	
19.000	0.000	0.000	0.000	0.001	-	-	0.000	0.000	0.000	0.001	-	-				0.000	0.000	0.000	3.42	-	-	0.000	0.000	0.000	3.42	-	-					0.190	
19.660	0.000	0.000	0.000	0.001	-	-										0.000	0.000	0.000	4.08	-	-											0.197	
20.000	0.000	0.000	0.000	0.001	-	-	0.000	0.000	0.000	0.001	-	-				0.000	0.000	0.000	4.42	-	-	0.000	0.000	0.000	4.42	-	-					0.200	
21.620	0.000	0.000	0.000	0.001	-	-										0.000	0.000	0.000	6.04	-	-											0.216	
22.000	0.000	0.000	0.000	0.001	-	-	0.000	0.000	0.000	0.001	-	-				0.000	0.000	0.000	6.42	-	-	0.000	0.000	0.000	6.42	-	-					0.220	
23.590	0.000	0.000	0.000	0.001	-	-										0.000	0.000	0.000	8.01	-	-											0.236	
24.000					-	-																											0.240
Totals:					0	5							0	55	0	0						0	21							0	35	0	0
Number of Trades:					0								0	0	0							0.00							0			0	

OTE (CR)

(Contract Size: 100 Securities, Exercise Style: American, Physical Delivery)

Call Options														Put Options																		
July 2024							August 2024							Other Months		July 2024							August 2024							Other Months		Exercise Price
Open price	Price max	Price min	Last price	Closing price	Volume	Open Interest	Open price	Price max	Price min	Last price	Closing price	Volume	Open Interest	Volume	Open Interest	Open price	Price max	Price min	Last price	Closing price	Volume	Open Interest	Open price	Price max	Price min	Last price	Closing price	Volume	Open Interest	Volume	Open Interest	
9.200	0.000	0.000	0.000	4.84	-	-	0.000	0.000	0.000	4.86	-	-				0.000	0.000	0.000	0.001	-	-	0.000	0.000	0.000	0.001	-	-				0.092	
9.600	0.000	0.000	0.000	4.44	-	-	0.000	0.000	0.000	4.46	-	-				0.000	0.000	0.000	0.001	-	-	0.000	0.000	0.000	0.001	-	-				0.096	
10.000	0.000	0.000	0.000	4.04	-	-	0.000	0.000	0.000	4.06	-	-				0.000	0.000	0.000	0.001	-	-	0.000	0.000	0.000	0.001	-	-				0.100	
11.000	0.000	0.000	0.000	3.04	-	-	0.000	0.000	0.000	3.06	-	-				0.000	0.000	0.000	0.001	-	-	0.000	0.000	0.000	0.001	-	-				0.110	
12.000	0.000	0.000	0.000	2.05	-	-	0.000	0.000	0.000	2.07	-	-				0.000	0.000	0.000	0.001	-	-	0.000	0.000	0.000	0.005	-	-				0.120	
13.000	0.000	0.000	0.000	1.05	-	10	0.000	0.000	0.000	1.14	-	40				0.000	0.000	0.000	0.002	-	10	0.000	0.000	0.000	0.071	-	-				0.130	
14.000	0.000	0.000	0.000	0.220	-	-	0.000	0.000	0.000	0.443	-	-				0.000	0.000	0.000	0.174	-	20	0.000	0.000	0.000	0.377	-	-				0.140	
15.000	0.000	0.000	0.000	0.006	-	3	0.000	0.000	0.000	0.111	-	-				0.000	0.000	0.000	0.963	-	-	0.000	0.000	0.000	1.05	-	-				0.150	
16.000	0.000	0.000	0.000	0.007	-	-	0.000	0.000	0.000	0.017	-	-				0.000	0.000	0.000	1.96	-	-	0.000	0.000	0.000	1.96	-	-				0.160	
17.000	0.000	0.000	0.000	0.001	-	-	0.000	0.000	0.000	0.002	-	-				0.000	0.000	0.000	2.96	-	-	0.000	0.000	0.000	2.96	-	-				0.170	
18.000	0.000	0.000	0.000	0.001	-	-	0.000	0.000	0.000	0.001	-	-				0.000	0.000	0.000	3.96	-	-	0.000	0.000	0.000	3.96	-	-				0.180	
19.000	0.000	0.000	0.000	0.001	-	-	0.000	0.000	0.000	0.001	-	-				0.000	0.000	0.000	4.96	-	-	0.000	0.000	0.000	4.96	-	-				0.190	
Totals:					0	13						0	40	0	0						0	30						0	5	0	0	
Number of Trades:					0						0						0						0						0			

PIRAEUS FINANCIAL HOLD (CR)

(Contract Size: 100 Securities, Exercise Style: American, Physical Delivery)

Call Options														Put Options																			
Exercise Price	July 2024							August 2024							Other Months		July 2024							August 2024							Other Months		Exercise Price
	Open price	Price max	Price min	Last price	Closing price	Volume	Open Interest	Open price	Price max	Price min	Last price	Closing price	Volume	Open Interest	Volume	Open Interest	Open price	Price max	Price min	Last price	Closing price	Volume	Open Interest	Open price	Price max	Price min	Last price	Closing price	Volume	Open Interest	Volume	Open Interest	
1.800						-	-						-	-									-	-									0.018
1.900						-	-						-	-									-	-									0.019
2.000						-	-						-	-									-	-									0.020
2.200						-	-						-	-									-	-									0.022
2.400	0.000	0.000	0.000		1.27	-	-	0.000	0.000	0.000		1.27	-	-			0.000	0.000	0.000		0.001	-	-	0.000	0.000	0.000		0.001	-	-			0.024
2.600	0.000	0.000	0.000		1.07	-	-	0.000	0.000	0.000		1.08	-	-			0.000	0.000	0.000		0.001	-	-	0.000	0.000	0.000		0.001	-	-			0.026
2.800	0.000	0.000	0.000		0.871	-	-	0.000	0.000	0.000		0.876	-	-			0.000	0.000	0.000		0.002	-	-	0.000	0.000	0.000		0.001	-	-			0.028
3.000	0.000	0.000	0.000		0.671	-	-	0.000	0.000	0.000		0.678	-	-			0.000	0.000	0.000		0.001	-	-	0.000	0.000	0.000		0.002	-	-			0.030
3.200	0.000	0.000	0.000		0.472	-	-	0.000	0.000	0.000		0.489	-	-			0.000	0.000	0.000		0.001	-	-	0.000	0.000	0.000		0.013	-	-			0.032
3.400	0.000	0.000	0.000		0.279	-	200	0.000	0.000	0.000		0.321	-	20			0.000	0.000	0.000		0.007	-	-	0.000	0.000	0.000		0.045	-	-			0.034
3.600	0.000	0.000	0.000		0.121	-	-	0.000	0.000	0.000		0.188	-	-			0.000	0.000	0.000		0.049	-	-	0.000	0.000	0.000		0.111	-	-			0.036
3.800	0.000	0.000	0.000		0.033	-	-	0.000	0.000	0.000		0.096	-	-			0.000	0.000	0.000		0.162	-	-	0.000	0.000	0.000		0.220	-	-			0.038
4.000	0.000	0.000	0.000		0.005	-	-	0.000	0.000	0.000		0.043	-	-			0.000	0.000	0.000		0.334	-	-	0.000	0.000	0.000		0.366	-	-			0.040
4.400	0.000	0.000	0.000		0.001	-	-	0.000	0.000	0.000		0.006	-	-			0.000	0.000	0.000		0.730	-	-	0.000	0.000	0.000		0.732	-	-			0.044
4.800	0.000	0.000	0.000		0.001	-	-	0.000	0.000	0.000		0.001	-	-			0.000	0.000	0.000		1.13	-	-	0.000	0.000	0.000		1.13	-	-			0.048
5.200	0.000	0.000	0.000		0.001	-	-	0.000	0.000	0.000		0.001	-	-			0.000	0.000	0.000		1.53	-	-	0.000	0.000	0.000		1.53	-	-			0.052
5.600	0.000	0.000	0.000		0.001	-	-	0.000	0.000	0.000		0.001	-	-			0.000	0.000	0.000		1.93	-	-	0.000	0.000	0.000		1.93	-	-			0.056
6.000	0.000	0.000	0.000		0.001	-	-					-	-				0.000	0.000	0.000		2.33	-	-					-	-			0.060	
6.400						-	-					-	-									-	-					-	-			0.064	
Totals:						0	200					0	20		0	0					0	0					0	0			0	0	
Number of Trades:						0						0				0					0.00						0			0			

PPC (CR)

(Contract Size: 100 Securities, Exercise Style: American, Physical Delivery)

Exercise Price	Call Options														Put Options																			
	July 2024							August 2024							Other Months		July 2024							August 2024							Other Months		Exercise Price	
	Open price	Price max	Price min	Last price	Closing price	Volume	Open Interest	Open price	Price max	Price min	Last price	Closing price	Volume	Open Interest	Volume	Open Interest	Open price	Price max	Price min	Last price	Closing price	Volume	Open Interest	Open price	Price max	Price min	Last price	Closing price	Volume	Open Interest	Volume	Open Interest		
6.800						-	-							-	-																			
7.200						-	-							-	-																			0.072
7.600						-	-							-	-																			0.076
8.000						-	-							-	-																			0.080
8.400	0.000	0.000	0.000		3.52	-	-	0.000	0.000	0.000		3.54	-	-		0.000	0.000	0.000		0.001	-	-		0.000	0.000	0.000		0.001	-	-		0.084		
8.800	0.000	0.000	0.000		3.12	-	-	0.000	0.000	0.000		3.14	-	-		0.000	0.000	0.000		0.001	-	-		0.000	0.000	0.000		0.001	-	-		0.088		
9.200	0.000	0.000	0.000		2.72	-	-	0.000	0.000	0.000		2.74	-	-		0.000	0.000	0.000		0.001	-	-		0.000	0.000	0.000		0.001	-	-		0.092		
9.600	0.000	0.000	0.000		2.32	-	-	0.000	0.000	0.000		2.34	-	-		0.000	0.000	0.000		0.001	-	-		0.000	0.000	0.000		0.002	-	-		0.096		
10.000	0.000	0.000	0.000		1.92	-	5	0.000	0.000	0.000		1.95	-	-		0.000	0.000	0.000		0.001	-	-		0.000	0.000	0.000		0.007	-	-		0.100		
11.000	0.000	0.000	0.000		0.931	-	26	0.000	0.000	0.000		1.03	-	5		0.000	0.000	0.000		0.006	-	12		0.000	0.000	0.000		0.090	-	-		0.110		
12.000	0.000	0.000	0.000		0.173	-	60	0.000	0.000	0.000		0.385	-	-		0.000	0.000	0.000		0.248	-	10		0.000	0.000	0.000		0.443	-	-		0.120		
13.000	0.000	0.000	0.000		0.004	-	10	0.000	0.000	0.000		0.093	-	-		0.000	0.000	0.000		1.08	-	-		0.000	0.000	0.000		1.15	-	-		0.130		
14.000	0.000	0.000	0.000		0.001	-	-	0.000	0.000	0.000		0.014	-	-		0.000	0.000	0.000		2.08	-	-		0.000	0.000	0.000		2.08	-	-		0.140		
15.000	0.000	0.000	0.000		0.001	-	-	0.000	0.000	0.000		0.001	-	-		0.000	0.000	0.000		3.08	-	-		0.000	0.000	0.000		3.08	-	-		0.150		
16.000	0.000	0.000	0.000		0.001	-	-	0.000	0.000	0.000		0.001	-	-		0.000	0.000	0.000		4.08	-	-		0.000	0.000	0.000		4.08	-	-		0.160		
17.000	0.000	0.000	0.000		0.001	-	-	0.000	0.000	0.000		0.001	-	-		0.000	0.000	0.000		5.08	-	-		0.000	0.000	0.000		5.08	-	-		0.170		
18.000						-	-							-	-																		0.180	
Totals:						0	101							0	5	0	0																	
Number of Trades:							0								0																			

Lending Products	Underlying Title	Open Interest[5]	Multilateral Transactions[1]				Bilateral Transactions[2]		Stock Borrowing through OTC (volume)[3]	
			Volume(Offered)	Average Weighted	Transactions volume	Average Weighted	Transactions Volume	Average Weighted	Transactions Volume	
ADMIEBOR	ADMIE (IPTO) HOLDING S.A. (CR)	1,800	---	---	---	---	---	---	254,440	
AEGNBOR	AEGEAN AIRLINES (CR)	---	---	---	---	---	---	---	323,366	
AETFBOR	ALPHA ETF FTSE Athex Large Cap	---	---	---	---	---	---	---	---	
ALPHABOR	ALPHA SERVICES HOLD (CR)	10,000	---	---	---	---	---	---	60,623,685	
AIABOR	ATHENS INTL AIRPORT (CR)	---	---	---	---	6,500	0.01%	---	184,205	
ACAGBOR	AUSTRIACARD (CB)	---	---	---	---	---	---	---	---	
OTOELBOR	AUTOHELLAS SA (CR)	1,500	---	---	---	---	---	---	72,689	
AVAXBOR	AVAX S.A. (CR)	---	---	---	---	---	---	---	16,700	
EEEBOR	CC HBC AG (CR)	12,154	---	---	---	---	---	---	77,221	
CENERBOR	CENERGY HOLDINGS (CB)	---	---	---	---	---	---	---	22,128	
DIMANDBOR	DIMAND (CR)	---	---	---	---	---	---	---	88,800	
ELLAKTORBOR	ELLAKTOR (CR)	2,681	---	---	---	---	---	---	129,365	
ELHABOR	ELVALHALCOR (CR)	788	---	---	---	---	---	---	76,460	
EPSILBOR	EPSILON NET (CR)	---	---	---	---	---	---	---	10,428	
EUROBBOR	EUROBANK HOLDINGS (CR)	144,937	---	---	---	---	---	---	56,748,614	
EYDAPBOR	EYDAP S.A. (CR)	845	---	---	---	---	---	---	210,666	
FOYRKBOR	FOURLIS (CR)	230	---	---	---	---	---	---	47,673	
GEKTERNABOR	GEK TERNA (CR)	---	---	---	---	---	---	---	3,698	
SARBOR	GR. SARANTIS S.A. (CR)	2,628	---	---	---	---	---	---	16,411	
EXAEBOR	HELLENIC EXCHANGES-A.S.E. (CR)	---	---	---	---	---	---	---	152,047	
ELPEBOR	HELLENIQ ENERGY (CR)	---	---	---	---	---	---	---	892,921	
INTEKBOR	IDEAL HOLDINGS (CR)	---	---	---	---	---	---	---	14,950	
INTRKBOR	INTRACOM HOLDINGS (CR)	---	---	---	---	---	---	---	2,700	
INKATBOR	INTRAKAT (CR)	---	---	---	---	---	---	---	528,979	
INLOTBOR	INTRALOT (CR)	6,000	---	---	---	---	---	---	322,055	
BELABOR	JUMBO SA (CR)	---	---	---	---	---	---	---	205,735	
KRIBOR	KRI-KRI S.A. (CR)	---	---	---	---	---	---	---	140	
LAMDABOR	LAMDA DEVELOPMENT SA (CR)	---	---	---	---	9,000	0.01%	---	223,277	
LAVIBOR	LAVIPHARM SA (CR)	---	---	---	---	---	---	---	---	
MYTILBOR	METLEN ENERGY & METALS (CR)	1,000	---	---	---	---	---	---	161,228	
MIGBOR	MIG (CR)	541	---	---	---	---	---	---	40,179	

Stock Lending Notes

[1] - Multilateral contracts Lending or Borrowing as per Methods 8-1, 8-2 and 8-3-3 (According to ATHEX BoD Resolution No.17)

[2] - Bilateral Contracts Lending or Borrowing as per Methods 8-3-1 and 8-3-2 & Contracts as per Method 4 (According to ATHEX BoD Resolution No.20)

[3] - The information concerning OTC Stock Borrowing Transactions is based on the statements of the Dematerialised Securities System (DSS) operators involved and refers to volumes that have been registered up until the previous working day.

[4] - Average Price (Volume weighted)

[5] - The Data concerning Open Interest before the start of trading session

Lending Products	Underlying Title	Open Interest[5]	Multilateral Transactions[1]				Bilateral Transactions[2]		Stock Borrowing through OTC (volume)[3]	
			Volume(Offered)	Average Weighted	Transactions volume	Average Weighted	Transactions Volume	Average Weighted	Transactions Volume	
MOHBOR	MOTOR OIL (CR)	---	---	---	---	---	---	---	668,801	
ETEBOR	NATIONAL BANK (CR)	53,000	---	---	---	---	---	---	11,371,103	
OPAPBOR	OPAP (CR)	---	---	---	---	---	---	---	1,863,226	
OPTIMABOR	OPTIMA BANK (CR)	7,130	---	---	---	---	---	---	1,496,909	
HTOBOR	OTE (CR)	---	---	---	---	---	---	---	1,729,853	
PPABOR	P.P.A. S.A. (CR)	1,007	---	---	---	---	---	---	71,204	
TPEIRBOR	PIRAEUS FINANCIAL HOLD (CR)	5,000	---	---	---	---	---	---	6,491,955	
PPCBOR	PPC (CR)	2,000	---	---	---	---	---	---	3,728,881	
PROFBOR	PROFILE SA (CR)	---	---	---	---	---	---	---	5,000	
QUESTBOR	QUEST HOLDINGS (CR)	391	---	---	---	---	---	---	11,331	
OLYMPBOR	TECHNICAL OLYMPIC SA (CR)	---	---	---	---	---	---	---	---	
TENERGYBOR	TERNA ENERGY (CR)	---	---	---	---	---	---	---	607,521	
EYAPSBOR	THESSALONIKA WATER & SEWERAGE	---	---	---	---	---	---	---	---	
PLATBOR	THRACE PLASTICS SA (CR)	---	---	---	---	---	---	---	1,596	
TITCBOR	TITAN CEMENT (CB)	---	---	---	---	---	---	---	228,173	
VIOBOR	VIOHALCO SA/NV (CB)	744	---	---	---	---	---	---	---	

Stock Lending Notes

[1] - Multilateral contracts Lending or Borrowing as per Methods 8-1, 8-2 and 8-3-3 (According to ATHEX BoD Resolution No.17)

[2] - Bilateral Contracts Lending or Borrowing as per Methods 8-3-1 and 8-3-2 & Contracts as per Method 4 (According to ATHEX BoD Resolution No.20)

[3] - The information concerning OTC Stock Borrowing Transactions is based on the statements of the Dematerialised Securities System (DSS) operators involved and refers to volumes that have been registered up until the previous working day.

[4] - Average Price (Volume weighted)

[5] - The Data concerning Open Interest before the start of trading session

Sectors codification for listed companies

12003-	ETF	10101010	Computer Services
10101015	Software	10102030	Computer Hardware
15101010	Telecommunications Equipment	15102015	Telecommunications Services
20101010	Health Care Facilities	20101025	Health Care Services
20102010	Medical Equipment	20103015	Pharmaceuticals
30101010	Banks	30202000	Diversified Financial Services
30202010	Asset Managers & Custodians	30202015	Investment Services
30204000	Closed End Investments	30302010	Full Line Insurance
30302015	Insurance Brokers	30302025	Property and Casualty Insurance
35101010	Real Estate Holding and Development	35101015	Real Estate Services
35102000	Diversified REITs	35102030	Office REITs
35102045	Retail REITs.	40201040	Rental & Leasing Services: Consumer
40202010	Home Construction	40202015	Household Furnishings
40202020	Household Appliance	40203040	Electronic Entertainment
40204020	Clothing & Accessories	40301010	Entertainment
40301030	Publishing	40301035	Radio & TV Broadcasters
40401010	Diversified Retailers	40401020	Apparel Retailers
40401025	Home Improvement Retailers	40401030	Specialty Retailers
40501010	Airlines	40501015	Travel & Tourism
40501020	Casinos & Gambling	40501025	Hotels & Motels
45101015	Distillers & Vintners	45101020	Soft Drinks
45102010	Farming Fishing Ranching & Plantations	45102020	Food Products
45103010	Tobacco	45201010	Food Retailers & Wholesalers
45201020	Personal Products	50101010	Construction
50101020	Building Roof/Wallboard and Plumbing	50101030	Cement
50101035	Building Materials: Other	50202010	Electrical Components
50203015	Plastics	50203030	Containers & Packaging
50204000	Machinery: Industrial	50204020	Machinery: Construction & Handling
50205010	Industrial Suppliers	50205020	Back Office Support HR & Consulting
50205030	Forms & Bulk Printing Services	50206015	Commercial Vehicles & Parts
50206030	Marine Transportation	50206060	Transportation Services
55101000	Diversified Materials	55101020	Textile Products
55102000	General Mining	55102010	Iron & Steel
55102015	Metal Fabricating	55102035	Aluminum
60101020	Oil Refining and Marketing	65101010	Alternative Electricity
65101015	Conventional Electricity	65102000	Multi-Utilities
65102030	Water		



ATHEX
Athens Stock Exchange

Λεωφ. Αθηνών 110 104 42 Αθήνα
110, Athinon Ave. GR 104 42 Athens
tel. (+30)210-33.66.800, fax (+30)210-33.66.101
www.athexgroup.gr