

24

Ημερήσιο Δελτίο  
Συναλλακτικής Δραστηριότητας

Daily Official List  
of Trading Activity

Tuesday, 18 June, 2024

Year: 145 Trading Day No: 113



**ATHEXGROUP**  
Athens Exchange Group

**Disclaimer:**

Hellenic Exchanges-Athens Stock Exchange S.A endeavours to ensure that the data and other material ("Information") presented on the Daily Official List are accurate and complete, but it is not liable for any errors or omissions of data or /and for the accuracy, credibility, updating and completeness of the aforesaid information nor it has any liability arising directly or indirectly from the use of the above Information.

The Company is not liable for the accuracy of the data included in listed companies' announcements. Only the sender of such an announcement is fully and solely liable for any infringement of third party's rights from the content of such announcement. All contents of the Daily Official List are provided only for information purposes and do not constitute investment advice or solicitation to invest in securities or other products listed for trading on the Exchange.

You acknowledge and agree that the Company is the owner of any property rights related to any Information appearing on the Daily Official List including intellectual property rights copyright, trademarks, etc.

The above data are a property of the Hellenic Exchanges-Athens Exchange and are copyright protected. Users are forbidden to reproduce, modify, copy, sale, transmit or redistribute, by all reproduction means and methods, part or the whole of the above data, without reference to their source.

The commercial exploitation of these data is, also, forbidden by third parties. Hellenic Exchanges-Athens Exchange does not carry any responsibility, direct or indirect, derived from usage or accidental alteration of the above data when used by third parties.

---

**Hellenic Exchanges – Athens Stock Exchange S.A.**

110 Athinon Ave., 10442 Athens, Tel: (210) 33.66.800, Fax: (210) 32.13.938

[www.athexgroup.gr](http://www.athexgroup.gr)

---

**Thessalonica Stock Exchange Center (T.S.E.C)**

16-18 Katouni Str., Thessalonica 546 25 Tel: (2310) 567.667, Fax: (2310) 530.545

**Athex Members Guarantee Fund**

14-16 Fidiou Str., Athens 106 78, Tel: (210) 33.04.682, Fax: (210) 33.04.155

**Hellenic Republic Capital Market Commission**

1 Kolokotroni Str. & 1 Stadiou Str., Athens 10562 Tel: (210) 33.77.100 Fax: (210) 33.77.173

---

**Table of Contents**

---

**Section 1: Statistical Figures of Securities, Derivatives and Lending**

Summary of Markets

Athex Indices

Analytic Figures for Athex Market's Boards and Categories

Trading Details by Athex Sectors and Financial Instruments (ETFs)

Top 10 best &amp; worst performing Shares

Derivatives Summary

**Section 2: Analytic Figures of Shares Transactions**

Analytic Figures of Shares Transactions

Shares' Notes

**Section 3: Figures of Securities Transactions**

Securities Blocks Details

Shares Rights Details

Stock Borrowing

Forced Sales Details

Forced Sales Registered Shares

Exchange Traded Funds (ETFs) Characteristics

**Section 5: Bonds traded in Fixed Income Assets Market**

Convertible Corporate Bonds - Regulated Market

Non Convertible Corporate Bonds - Regulated Market

Government Bonds

Treasury Bills &amp; Zero Coupon Government Bonds

Government Bonds Traded with the Open Outcry Method

State Banks Bonds

**Section 6: Additional Infos**

Athex &amp; ATHEXClear Members List

List of Stocks under Market Making operations

**Section 7: Derivatives Market Analytic Figures**

Index Futures

Stock Futures

Index Options

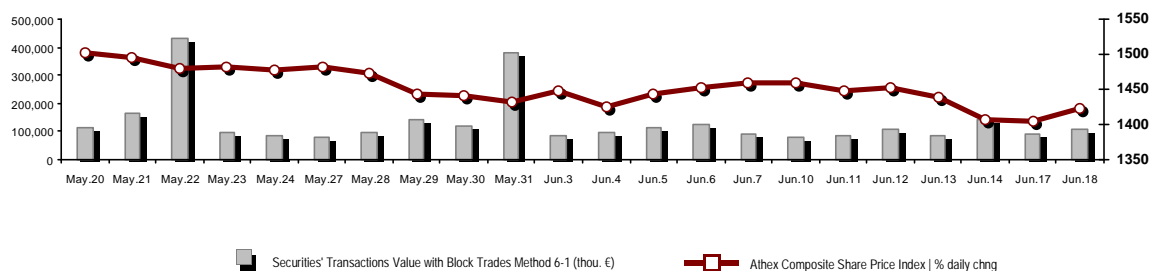
Stock Options

Stock Lending Analytic Figures

**Appendix A: Sectors codification for listed companies**

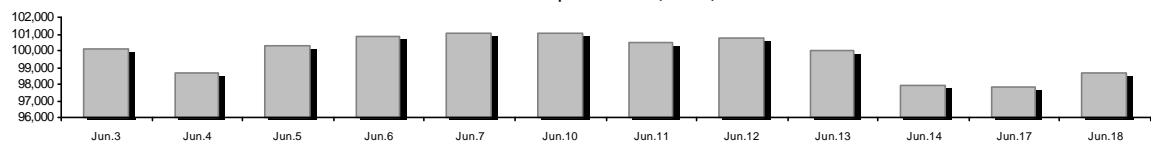
## Summary of Markets

Athex Composite Share Price Index vs Shares and Derivatives Transactions Value

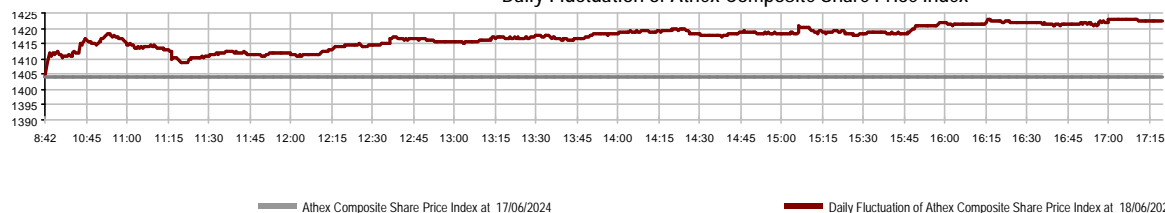


Athex Capitalisation (mill. €) **:	98,648.28		Derivatives Total Open Interest	533,792
Daily change: mill. €   %	821.15	0.84%	in Index Futures   % daily chng	5,637 1.38%
Yearly Avg Capitalisation: mill. €   % chng prev year Avg	96,912.83	20.56%	in Stock Futures   % daily chng	525,815 -0.14%
Athex Composite Share Price Index   % daily chng	1,422.32	1.30%	in Index Options   % daily chng	1,746 4.68%
Athex Composite Share Price Index Capitalisation (mill. €)	89,347.43		in Stock Options   % daily chng	594 0.85%
Daily change (mill. €)	961.48			
Securities' Transactions Value with Block Trades Method 6-1 (t)	107,992.71		Derivatives Contracts Volume:	256,583
Daily change: %	14,689.29	15.74%	Daily change: pieces   %	99,582 63.43%
YtD Avg Trans. Value: thou. €   % chng prev year Avg	140,223.20	27.98%	YtD Avg Derivatives Contracts % chng prev year Avg	39,187 -10.86%
Blocks Transactions Value of Method 6-1 (thou. €)	15,653.05		Derivatives Trades Number:	4,566
Blocks Transactions Value of Method 6-2 & 6-3 (thou. €)	1,574.21		Daily change: number   %	691 17.83%
Bonds Transactions Value (thou.€)	866.80		YtD Avg Trades number % chng prev year Avg	2,034 -12.72%
Securities' Transactions Volume with Block Trades Method 6-1 (tho)	28,593.90		Lending Total Open Interest	589,003
Daily change: thou. pieces   %	4,147.29	16.96%	Daily change: pieces   %	269,684 84.46%
YtD Avg Volume: % chng prev year Avg	31,188.85	-7.23%	Lending Volume (Multilateral/Bilateral)	18,659
Blocks Transactions Volume of Method 6-1 (thou. Pieces)	5,037.17		Daily change: pieces   %	-320,313
Blocks Transactions Volume of Method 6-2 & 6-3 (thou. Pieces)	289.44		Multilateral Lending	7,159
Bonds Transactions Volume	884,000		Bilateral Lending	11,500
Securities' Trades Number with Block Trades Method 6-1	37,897		Lending Trades Number:	4
Daily change: number   %	742	2.00%	Daily change: %	-33
YtD Avg Trades number % chng prev year Avg	40,534	11.90%	Multilateral Lending Trades Number	3
Number of Blocks Method 6-1	15		Bilateral Lending Trades Number	1
Number of Blocks Method 6-2 & 6-3	4			
Number of Bonds Transactions	185			

Athex Capitalisation (mill. €) \*\*



Daily Fluctuation of Athex Composite Share Price Index



## Athex Indices

Index name	18/06/2024	17/06/2024	pts.	%	Min	Max	Year min	Year max	Year change
Athex Composite Share Price Index	1,422.32 #	1,404.11	18.21	1.30%	1,404.11	1,423.05	1,293.14	1,505.35	9.99% #
Athex Composite Index Total Return Index	2,615.20 #	2,581.73	33.47	1.30%	2,581.73	2,616.56	2,355.44	2,756.70	11.03% #
Athex ESG Index	1,620.18 #	1,600.88	19.30	1.21%	1,600.88	1,622.26	1,471.77	1,722.97	10.08% #
ATHEX Alternative Market Price Index	13,722.10 #	13,587.87	134.23	0.99%	13,546.89	13,848.16	9,352.11	15,217.49	46.73% #
FTSE/Athex Large Cap	3,446.86 #	3,405.71	41.15	1.21%	3,405.71	3,451.37	3,122.79	3,665.50	10.38% #
FTSE/Athex Mid Cap Index	2,272.35 #	2,251.94	20.41	0.91%	2,251.94	2,279.15	2,167.92	2,459.55	0.96% #
FTSE/ATHEX High Dividend Yield Index	3,947.43 #	3,898.61	48.82	1.25%	3,898.61	3,949.65	3,752.57	4,217.66	4.67% #
FTSE/Athex Market Index	823.82 #	814.42	9.40	1.15%	814.42	824.98	746.82	875.18	10.31% #
FTSE/Athex Banks	1,251.64 #	1,228.06	23.58	1.92%	1,225.41	1,257.66	1,057.67	1,349.28	17.90% #
FTSE/ATHEX TECHNOLOGY & TELECOMMUNICAT	5,285.90 #	5,262.83	23.07	0.44%	5,260.03	5,316.97	4,915.95	5,705.00	4.21% #
FTSE/ATHEX FINANCIAL SERVICES	5,885.50 #	5,776.26	109.24	1.89%	5,764.45	5,913.23	4,996.31	6,339.99	17.38% #
FTSE/ATHEX REAL ESTATE	4,581.42 #	4,579.72	1.70	0.04%	4,576.94	4,620.97	4,507.00	5,120.52	-7.64% #
FTSE/ATHEX CONSUMER DISCRETIONARY	5,026.15 #	4,985.88	40.27	0.81%	4,985.88	5,043.32	4,919.19	5,557.48	0.21% #
FTSE/ATHEX CONSUMER STAPLES	6,198.80 #	6,214.02	-15.22	-0.24%	6,198.80	6,270.38	5,069.68	6,458.99	21.82% #
FTSE/ATHEX INDUSTRIALS	6,183.07 #	6,058.14	124.93	2.06%	6,058.14	6,183.19	5,044.08	6,445.12	21.68% #
FTSE/ATHEX BASIC MATERIALS	4,919.46 #	4,897.06	22.40	0.46%	4,882.57	4,979.00	4,577.28	5,876.05	1.02% #
FTSE/ATHEX ENERGY & UTILITIES	5,055.09 #	4,985.04	70.05	1.41%	4,985.04	5,061.42	4,939.33	5,474.06	1.35% #
Athex All Share Index	330.12 #	326.85	3.27	1.00%	330.12	330.12	304.60	347.29	9.31% #
Hellenic Mid & Small Cap Index	2,047.22 #	2,018.25	28.97	1.44%	2,018.25	2,047.22	1,929.00	2,157.15	6.13% #
FTSE/Athex Large Cap Total Return	5,753.42 #	5,684.73	68.69	1.21%			5,201.70	6,088.15	11.35% #
FTSE/Athex Mid Cap Total Return	3,065.15 #	3,037.62	27.53	0.91%			2,922.90	3,302.69	1.12% #
MSCI GREECE REBASED	5,431.04 #	5,353.87	77.17	1.44%	5,352.74	5,442.35	4,984.69	5,837.84	8.95% #
Hellenic Corporate Bond Index	132.21 #	132.21	0.00	0.00%			129.54	132.21	1.98% #
Hellenic Corporate Bond Price Index	91.07 #	91.10	-0.03	-0.03%			90.52	91.29	0.47% #

Note 1: FTSE/Med 100, Hellenic Corporate Bond Price Index and Hellenic Corporate Bond Index closing prices refer to the previous trading day of 14/06/2024.

Note 2: The Hellenic Mid & Small Cap Index is a Customized index calculated by the Athens Exchange.

## Analytic Figures for Athex Market's Boards and Categories

	Total Traded Securities	Main Market	Surveillance	Exchange Traded Funds (ETFs)
Totals	115	111	3	1
Gain / Lose / Same:	68 / 27 / 20	66 / 27 / 18	1 / 0 / 2	1 / 0 / 0
Athex Capitalisation (mill. €) **	98,648.28	98,576.70	71.58	
Daily Average Trans/ons Value(thou.€)	140,223.20	140,016.11	39.04	297.54
Transactions Value	109,566.91	109,338.79	5.38	222.74
Main Board:	91,727.17	91,499.05	5.38	222.74
Blocks Board 6_2_3:	17,227.25	17,227.25	0.00	0.00
Forced Sales Board:	612.49	612.49	0.00	0.00
Special Terms Board:	0.00	0.00	0.00	0.00
Daily Average Transactions Volume	31,188,847	31,031,078	172,861	8,607
Transactions Volume	28,883,338	28,840,753	36,177	6,408
Main Board:	23,514,843	23,472,258	36,177	6,408
Blocks Board 6_2_3:	5,326,609	5,326,609	0	0
Forced Sales Board:	41,886	41,886	0	0
Special Terms Board:	0	0	0	0
Daily Average Number of Trades	40,534	40,413	70	53
Number of Trades	37,901	37,837	23	41
Main Board:	37,818	37,754	23	41
Blocks Board 6_2_3:	19	19	0	0
Forced Sales Board:	64	64	0	0
Special Terms Board:	0	0	0	0

## Trading Details by Athex Sectors and Financial Instruments (ETFs)

Code	Sectors	Gain / Lose / Same	Number of Trades	Transactions Volume	Transactions Value	% of Total Trans. Value
3010	- Banks	5 / 0 / 2	16,859	23,157,875	68,311,258.39	62.35%
5510	- Basic Resources	4 / 6 / 1	1,050	326,379	1,096,949.37	1.00%
5010	- Construction & Materials	10 / 1 / 3	3,836	1,156,790	4,863,217.71	4.44%
4020	- Consumer Products & Services	4 / 1 / 2	443	115,818	388,661.37	0.35%
6010	- Energy	4 / 0 / 0	1,824	242,122	3,362,605.74	3.07%
12000	- Financial Instruments	1 / 0 / 0	41	6,408	222,739.11	0.20%
3020	- Financial Services	1 / 3 / 0	310	49,719	253,432.33	0.23%
4510	- Food Beverage & Tobacco	2 / 1 / 3	256	54,281	941,137.93	0.86%
2010	- Health Care	2 / 1 / 0	72	39,421	35,362.62	0.03%
5020	- Industrial Goods & Services	7 / 2 / 3	1,371	288,557	1,816,771.39	1.66%
3030	- Insurance	1 / 0 / 0	24	2,209	10,384.04	0.01%
4030	- Media	1 / 0 / 0	10	3,890	1,786.87	0.00%
4520	- Personal Care, Drug & Grocery Stores	0 / 1 / 1	324	32,498	330,307.54	0.30%
3510	- Real Estate	5 / 5 / 2	1,299	359,596	1,526,719.66	1.39%
4040	- Retail	4 / 1 / 2	1,299	227,113	4,521,644.06	4.13%
1010	- Technology	7 / 2 / 1	1,190	322,322	1,354,650.86	1.24%
1510	- Telecommunications	2 / 0 / 0	1,221	279,412	3,764,737.95	3.44%
4050	- Travel & Leisure	3 / 2 / 0	2,397	1,012,794	5,665,809.46	5.17%
6510	- Utilities	5 / 1 / 0	4,075	1,206,134	11,098,736.03	10.13%

## Top 10 best &amp; worst performing Shares

## Main Market

With positive Price change	Closing price	change	With negative Price change	Closing price	change
ELLAKTOR (CR)	2.47	5.11% #	MERMEREN KOMB. A.D. PR. (GDR)	43.6	-7.23% €
ADMIE (IPTO) HOLDING S.A. (CR)	2.2	3.77% #	ALPHA REAL ESTATE (CR)	6.72	-3.17% €
LOULIS FOOD (CR)	2.75	3.77% #	TECHNICAL OLYMPIC SA (CR)	2.41	-1.63% €
ELINOIL S.A. (CR)	2.33	3.56% #	QUALITY & RELIABILITY SA (CR)	1.136	-0.70% €
TITAN CEMENT (CB)	30	3.45% #	CC HBC AG (CR)	31.62	-0.63% €
SPACE HELLAS SA (CR)	6.68	3.41% #	VIOHALCO SA/NV (CB)	5.93	-0.50% €
NATIONAL BANK (CR)	8.1	3.24% #	NOVAL PROPERTY REIC (CR)	2.7	-0.37% €
KLOUKINAS - LAPPAS SA (CR)	1.62	3.18% #	INTRALOT (CR)	1.096	-0.36% €
PPC (CR)	10.96	3.10% #	OPAP (CR)	14.75	-0.34% €
AVAX S.A. (CR)	1.456	2.97% #	ANDROMEDA SA (CR)	6.54	-0.30% €
With the highest Transactions Value	Value (thou. €)	change	With the highest Transactions Volume	Volume	change
PIRAEUS FINANCIAL HOLD (CR)	19,630.88	1.39% #	EUROBANK HOLDINGS (CR)	8,570,350	0.98% #
NATIONAL BANK (CR)	19,062.17	3.24% #	ALPHA SERVICES HOLD (CR)	6,541,318	1.58% #
EUROBANK HOLDINGS (CR)	17,603.48	0.98% #	PIRAEUS FINANCIAL HOLD (CR)	5,514,001	1.39% #
ALPHA SERVICES HOLD (CR)	10,084.28	1.58% #	NATIONAL BANK (CR)	2,369,435	3.24% #
JUMBO SA (CR)	4,318.32	1.61% #	INTRALOT (CR)	649,092	-0.36% €
OPAP (CR)	4,199.88	-0.34% €	ADMIE (IPTO) HOLDING S.A. (CR)	629,420	3.77% #
MYTILINEOS (CR)	4,103.36	0.34% #	ELLAKTOR (CR)	460,189	5.11% #
OTE (CR)	3,752.62	0.07% #	PPC (CR)	325,618	3.10% #
PPC (CR)	3,534.26	3.10% #	OPAP (CR)	284,054	-0.34% €
MOTOR OIL (CR)	2,283.74	1.15% #	OTE (CR)	277,568	0.07% #

Note: Stocks that are not included in the "Under Supervision" category, and the transactions value is more than 10,000 €.

## Derivatives Summary

	Number of Trades	Volume	Open Interest
Index Futures	427	7,028	5,637
FTSE/Athex Banks	11	786	1,185
FTSE/Athex Large Cap	414	6,236	4,439
MSCI GREECE REBASED	2	6	13
Stock Futures	4,132	249,434	525,815
ADMIE (IPTO) HOLDING S.A. (CR)	143	14,437	24,698
AEGEAN AIRLINES (CR)	44	2,085	4,852
ALPHA SERVICES HOLD (CR)	530	72,285	189,244
ATHENS INTL AIRPORT (CR)	24	750	1,080
AUTOHELLAS SA (CR)	26	184	218
AVAX S.A. (CR)	29	157	688
CC HBC AG (CR)	10	44	64
CENERGY HOLDINGS (CB)	80	2,157	4,076
ELLAKTOR (CR)	187	4,446	4,771
ELVALHALCOR (CR)	49	1,535	5,342
EUROBANK HOLDINGS (CR)	79	4,671	26,660
EYDAP S.A. (CR)	32	3,892	4,675
FOURLIS (CR)	12	83	1,490
GEK TERNA (CR)	169	6,784	15,629
HELLENIC EXCHANGES-A.S.E. (CR)	88	4,824	7,453
HELLENIQ ENERGY (CR)	58	1,997	5,106
INTRACOM HOLDINGS (CR)	46	3,467	8,847
INTRAKAT (CR)	80	1,005	2,390
JUMBO SA (CR)	38	225	576
LAMDA DEVELOPMENT SA (CR)	75	1,529	7,419
MIG (CR)	9	20	131
MOTOR OIL (CR)	40	285	899
MYTILINEOS (CR)	185	2,865	6,410
NATIONAL BANK (CR)	265	13,562	13,335
OPAP (CR)	132	1,999	3,078
OPTIMA BANK (CR)	19	86	199
OTE (CR)	110	4,563	6,830
P.P.A. S.A. (CR)	6	100	122
PIRAEUS FINANCIAL HOLD (CR)	789	68,666	108,236
PPC (CR)	439	11,572	33,719
QUEST HOLDINGS (CR)	7	141	221
TERNA ENERGY (CR)	232	16,882	32,920
TITAN CEMENT (CB)	19	62	166
VIOHALCO SA/NV (CB)	81	2,074	4,271
Index Options	7	121	1,746
FTSE/Athex Large Cap	7	121	1,746
Stock Options	0	0	594
ALPHA SERVICES HOLD (CR)	0	0	0
NATIONAL BANK (CR)	0	0	364
OPAP (CR)	0	0	64
OTE (CR)	0	0	18
PIRAEUS FINANCIAL HOLD (CR)	0	0	0
PPC (CR)	0	0	148
<b>Total Derivatives Traded</b>	<b>4,566</b>	<b>256,583</b>	<b>533,792</b>









## Section 2: Analytic Figures of Shares Transactions

Tuesday, 18 June, 2024

Number of Outstanding Securities	Nominal Value	Dividends [1]	Date of Last Dividend [2]	Dividend Right	Shares	Closing price	% change	Previous closing price/date	Open price	Price min	Price max	Last price	Avg price	Last Bid [7]	Last Ask [7]	P/E after tax	Year	Volume	Trades	Transactions Value[8]	Company Mkt Value (thou. €)	Year low	Year high	Sector[4]
11,869,224	0.540	0.136	0.15	03/07/2023	30/08/2019	---								22@7.90	826@8.05	---	---	---	---	---	92,579.95	7.55	8.65	50203030
468,700	3.42	4.06	2.8	13/06/2024	21/05/2004	---									60@43.60	1.49	2023	306	3	13,010.40	20,435.32	42.2	50	55102000
244,669,638	0.500	0.02	0.03	23/06/2023	28/12/2023	---								730@1.10	6@1.20	---	---	---	---	---	278,923.39	1.1	1.42	35102000
15,300,000	0.300	---	---	30/07/2009	13/12/1999	---								---	1039@0.398	---	---	---	---	---	6,395.40	0.292	0.452	40301030
15,000,000	0.300	---	---	06/07/2007	18/07/2000	---								110@3.28	500@3.50	---	---	---	---	---	54,300.00	3.18	4.18	50203015
3,307,500	0.210	---	0.4	13/10/2023	30/11/2022	---								400@5.10	29@5.30	9.71	2023	1	1	5.30	17,199.00	4.7	5.45	40204020
86,735,980	0.310	---	---	06/07/2009	07/09/2023	---								350@1.53	5289@1.56	---	---	1,426	14	2,195.78	133,573.41	1.49	2.03	20101025
2,760,000	11.83	11	11.8	03/06/2024	16/07/1990	---								23@332.00	38@336.00	---	---	2	1	672.00	916,320.00	324	350	45103010
6,700,000	0.800	0.047	0.047	23/08/2023	29/05/2014	---								---	44@1.99	21.47	2023	---	---	---	13,400.00	1.73	2.26	45102020
18,017,472	0.360	---	---	09/09/2022	28/08/2017	---								30@1.75	30@1.79	---	---	45	1	78.75	32,251.27	1.64	1.9	45101015
21,364,000	1.12	---	0.4	21/08/2023	08/03/2023	---								50@36.40	50@38.00	---	---	---	---	---	781,922.40	28.4	39.8	40501025
32,188,050	1.04	---	---	21/07/2008	20/01/2000	---								1200@0.670	121@0.725	---	---	---	---	---	21,726.93	0.67	0.92	55101020
6,340,000	0.600	0.17	0.1	11/12/2023	11/01/2024	---								1000@2.60	142@2.84	---	---	34	4	92.36	16,737.60	2.54	3.16	40401030
27,379,200	0.980	---	0.45	01/08/2023	29/08/2022	---								500@14.40	250@15.40	---	---	---	---	---	418,901.76	14.4	16.4	50203015
255,494,534	2.71	0.279	0.255	14/06/2024	30/09/2021	---								200@7.10	300@7.80	---	---	1,700	2	13,260.00	1,992,857.37	7	8	35102000
4,181,450	0.500	---	---	21/08/2000	05/03/2002	---								---	1000@1.17	---	---	---	---	---	4,474.15	0.965	1.12	45102020

## Exchange Traded Funds (ETFs)

934,675	---	---	---	15/06/2016	---	ALPHA ETF FTSE Athex Large Cap	34.99	0.92	34.67	17/06/2024	34.76	34.67	34.99	34.99	34.76	17@34.91	470@34.99	---	---	6,408	41	222,739.11	---	31.58	38	12003
---------	-----	-----	-----	------------	-----	--------------------------------	-------	------	-------	------------	-------	-------	-------	-------	-------	----------	-----------	-----	-----	-------	----	------------	-----	-------	----	-------

## Surveillance

89,078,604	0.040	---	---	07/07/2010	16/01/2024	5160	FRIGOGLASS SA (CR)	0.23	4.54	0.22	17/06/2024	0.23	0.23	0.23	0.23	0.23	4550@0.220	8000@0.240	---	2023	20,052	19	4,611.96	20,488.08	0.208	0.44	50204000	
65,326,268	0.530	---	---	04/07/2007	19/07/2006	4750	SATO SA (CR)	0.034	---	0.034	17/06/2024	0.031	0.031	0.031	0.031	0.031	19864@0.031	1000@0.033	---	---	15,000	2	465.00	2,221.09	0.027	0.067	40202015	
13,191,620	0.620	---	---	04/08/2010	09/09/2002	5232	YALCO - CONSTANTINO (CR)	0.162	---	0.162	17/06/2024	---	---	---	---	---	---	---	---	---	---	---	---	---	---	---	---	---
17,579,754	4.16	---	---	18/08/2006	02/08/2010	---	BIOTER SA (CR)	0.256	---	0.256	17/06/2024	---	---	---	---	---	---	---	---	---	---	---	---	---	---	---	---	---
54,654,600	0.050	---	---	01/07/1998	30/12/2022	5275	VIS SA (CR)	0.142	---	0.142	17/06/2024	---	---	---	---	---	---	---	---	---	---	---	---	---	---	---	---	---
51,754,364	0.300	---	---	23/12/2003	24/01/2007	5197	SELECTED TEXT. IND. ASSOC (CR)	0.14	---	0.14	17/06/2024	---	---	---	---	---	---	---	---	---	---	---	---	---	---	---	---	---
15,842,391	1.51	---	---	15/07/2009	12/05/2000	5141	BITROS HOLDING SA (CR)	0.64	---	0.64	17/06/2024	---	---	---	---	---	---	---	---	---	---	---	---	---	---	---	---	---
24,319,250	0.300	---	---	09/07/2002	04/07/2007	5165	PROODEFTIKH SA (CR)	0.276	---	0.276	17/06/2024	0.268	0.268	0.268	0.268	0.268	---	---	---	---	---	---	---	---	---	---	---	---
28,438,268	0.070	---	---	21/08/2006	24/11/1999	5253	SPIROY AGRICULTURE SA (CR)	0.155	---	0.155	17/06/2024	---	---	---	---	---	---	---	---	---	---	---	---	---	---	---	---	---
1,011,000	1.00	---	---	01/07/2004	11/12/2012	5193	TRIA ALFA SA (CR)	5.9	---	5.9	17/06/2024	---	---	---	---	---	---	---	---	---	---	---	---	---	---	---	---	---

## Suspension Status

12,417,000	0.310	---	---	27/08/2019	28/08/2017	5233	MLS MULTIMEDIA SA (CR)	0.57	---	0.57	12/05/2020	---	---	---	---	---	---	---	---	---	---	---	---	---	---	---	---	---	
57,434,884	1.17	---	---	05/06/2008	12/06/2009	---	REDS S.A. (CR)	2.7	---	2.7	17/06/2024	---	---	---	---	---	---	---	---	---	---	---	---	---	---	---	---	---	---
6,330,002	0.300	---	---	25/06/2002	15/03/2019	5278	VARVARESSOS (CR)	0.24	---	0.24	02/05/2023	---	---	---	---	---	---	---	---	---	---	---	---	---	---	---	---	---	---
3,961,300	1.28	---	---	29/06/2004	03/08/2000	5248	DUROS SA (CR)	0.25	---	0.25	24/04/2023	---	---	---	---	---	---	---	---	---	---	---	---	---	---	---	---	---	---
7,125,216	0.650	---	---	01/07/2005	14/12/1999	4955	KRE.KA SA (CR)	0.28	---	0.28	06/04/2023	---	---	---	---	---	---	---	---	---	---	---	---	---	---	---	---	---	---
7,734,375	1.00	---	---	09/07/2007	07/01/2011	5277	LIVANIS SA (CR)	0.125	---	0.125	28/04/2023	---	---	---	---	---	---	---	---	---	---	---	---	---	---	---	---	---	---
10,203,575	0.730	---	---	16/07/2007	18/10/1999	---	FIERATEX SA (CR)	0.359	---	0.359	30/04/2024	---	---	---	---	---	---	---	---	---	---	---	---	---	---	---	---	---	---

## Shares' Notes

Code	Note text
( )	- Adjusted dividends.
*	- Last adjusted closing price.
[1]	- Net dividends.
[2]	- The "Date of Last Coupon" for New listings refers to the date company's stocks started to trade in Athex
[3]	- The Company Market Value is referred to the number of outstanding shares
[4]	- Sectors codification can be found in Appendix A
[5]	- The Market Value refers to the total number of shares listed (including their several classes) in the exchange by the company.
[6]	- P/E greater than 100
[7]	- Last view of the Order Book before the end of the trading session
[8]	- All Blocks Methods' Transactions Value are included.
4750	- Transfer to the Under Surveillance Category from 8/4/2011.
4955	- Transfer to the Surveillance Category as from 5/4/2013.
5093	- Transfer to the Surveillance Category as of 8/4/2015.
5141	- Transfer to the Surveillance Category as of 10/05/2017.
5160	- Transfer to the Surveillance Category as of 15/04/2016.
5165	- Transfer to the Surveillance Category as of 15/02/2018.
5193	- Transfer to the Surveillance Category as of 25/10/2018.
5197	- Transfer to the Surveillance Category as of 07/11/2018.
5232	- Transfer to the Under Surveillance Category from 08/04/2011.
5233	- Suspension of trading as of 13/05/2020.
5248	- Transfer to the Surveillance Category as of 06/09/20116.
5253	- Transfer to the Surveillance Category as of 14/5/2021.
5275	- Transfer to the Surveillance Category as of 09/07/2020.
5277	- Suspension of trading as of 02/05/2023.
5278	- Suspension of trading as of 03/05/2023.

## Securities Blocks Details

Securities	Block Volume	Price	Block Trade Value	Time of approval	Note
PIRAEUS FINANCIAL HOLD (CR)	150,000	3.55	533,100.00	10:59:04	20
NATIONAL BANK (CR)	197,350	7.94	1,566,169.60	11:28:43	20
EUROBANK HOLDINGS (CR)	250,000	2.15	538,475.00	11:56:28	14
NATIONAL BANK (CR)	50,000	8.00	400,000.00	12:41:45	20
JUMBO SA (CR)	14,331	26.31	377,078.71	13:16:21	14
JUMBO SA (CR)	25,000	26.30	657,500.00	13:18:06	14
ALPHA SERVICES HOLD (CR)	250,000	1.55	386,500.00	16:14:41	20
PIRAEUS FINANCIAL HOLD (CR)	200,000	3.57	714,600.00	16:18:21	20
PIRAEUS FINANCIAL HOLD (CR)	379,720	3.57	1,357,119.28	16:21:55	20
JUMBO SA (CR)	25,000	26.30	657,500.00	16:34:50	20
NATIONAL BANK (CR)	150,000	8.10	1,215,000.00	16:42:20	20
EUROBANK HOLDINGS (CR)	300,000	2.06	617,100.00	16:45:21	20
EUROBANK HOLDINGS (CR)	400,000	2.06	822,000.00	16:46:28	20
EUROBANK HOLDINGS (CR)	500,000	2.06	1,027,500.00	16:48:00	20
KRI-KRI S.A. (CR)	105	10.97	1,151.85	16:51:11	18
NATIONAL BANK (CR)	241,103	8.08	1,947,147.83	16:58:14	20
EUROBANK HOLDINGS (CR)	1,000,000	2.06	2,055,000.00	16:58:20	20
ALPHA SERVICES HOLD (CR)	194,000	1.55	300,312.00	17:13:45	20
EUROBANK HOLDINGS (CR)	1,000,000	2.05	2,054,000.00	17:15:31	20

## Blocks Notes

9 - Method 6-1 / Special Fees

10 - Method 6-1 / Special Fees, SDS

14 - Method 6-3 / Settlement, Incomplete Buy and Sell

18 - Method 6-2 / SPOT 1

19 - Method 6-2 / SPOT 2

20 - Method 6-1 and Method 6-1 Same Day Settlement

21 - Other Pre-agreed

**Shares Rights Details**

Occured date	Exercise from	Exercise until	Trading until	Rights	Price min	Price max	Closing price	Last Bid	Last Ask	Volume	Trades	Transactions Value
--------------	---------------	----------------	---------------	--------	-----------	-----------	---------------	----------	----------	--------	--------	--------------------

No Rights Transactions.

**Forced Sales Details**

Securities	Category of Security	Transactions Volume	Number of Trades	Transactions Value	Note
OTE (CR)	Stocks	12,534	20	169,209.00	1
OPAP (CR)	Stocks	87	1	1,283.25	1
MOTOR OIL (CR)	Stocks	4,197	3	103,581.96	1

**Forced Sales Notes**

- 1 - Compulsory Public Forced Sales
- 2 - Forced Sales of Fixed Registered Shares
- 3 - Forced Sales of Remaining Fractional Shares



## Exchange Traded Funds (ETFs) Characteristics

	Transactions Date (T)	Creation / Redemption	Units (T-1)	New Units (T-1)	Redemption Units (T-1)	Units (T) [1]	Fund Assets [2]	Net Unit Price	Dividend per Unit	Dividend Date
ALPHA ETF FTSE Athex Large Cap	18/06/2024	5,000	934,675	---	---	934,675	32,270,870.00	34.5263	0.62	03/07/2023

## ETFs Notes

[1] - Units (T) = Units (T-1) + New Units (T-1) - Redemption Units (T-1)

[2] - The Creation / Redemption Units of T-1 are included.

## Non Convertible Corporate Bonds - Regulated Market

Num Listed Bonds	Nominal price	Issue price	Today's Rate	Exp. Date	Duration (years)	Note	Coupon		Trading Unit	Corporate Bonds	Accrued Int.	Yield.T.Mat	Price min	Price max	Closing price	Previous closing price/date	Volume	Transactions Value	Last order		ear min	Year max		
							Common	Preferred											Price	Buy / Sell			Date	
230,000	1,000.00	1,000.00	4.70	12/07/2029	7	---	4	---	1	LAMDA DEVELOPMENT S.A. (Non convertible)	20.8889	4.7420	97.9000	98.2900	98.0189	97.9780	17/06/2024	120,000	120,095.68	97.9000	B	18/06/2024	97.0000	101.2000
320,000	1,000.00	1,000.00	3.40	21/07/2027	7	---	8	---	1	LAMDA DEVELOPMENT S.A. (Non Convertible)	14.1667	4.3810	95.6700	95.7000	95.6700	94.6810	17/06/2024	23,000	22,335.62	94.3970	B	18/06/2024	92.0000	97.1500
200,000	1,000.00	1,000.00	2.10	27/10/2027	7	---	8	---	1	O.P.A.P. S.A. (Non Convertible)	3.0333	3.9590	92.5001	93.5000	93.5000	92.8360	17/06/2024	14,000	13,112.58	93.5000	B	18/06/2024	90.5800	95.0000
200,000	1,000.00	1,000.00	1.90	23/03/2028	7	---	7	---	1	MOTOR OIL CORINTH REFINERIES SA (Non Convertible)	4.5389	4.0370	92.1000	92.1000	92.1000	92.1000	17/06/2024	2,000	1,851.08	92.1000	B	18/06/2024	90.5000	92.8000
100,000	1,000.00	1,000.00	2.70	25/05/2026	5	---	7	---	1	COSTAMARE PARTICIPATIONS PLC (Non Convertible)	1.8000	4.8030	95.4000	95.6010	95.5070	96.0000	17/06/2024	68,000	65,067.15	95.4000	B	18/06/2024	94.2567	97.0000
300,000	1,000.00	1,000.00	2.30	20/07/2028	7	---	6	---	1	PRODEA REIC S.A.(Non Convertible)	9.5833	4.9570	89.5000	89.9900	89.7000	89.1750	17/06/2024	25,000	22,674.18	89.3000	B	18/06/2024	86.1234	92.3500
150,000	1,000.00	1,000.00	2.65	22/10/2026	5	---	6	---	1	CPLP SHIPPING HOLDINGS PLC (Non Convertible)	4.3431	4.9290	94.4000	94.4000	94.4000	94.3500	17/06/2024	7,000	6,638.40	94.4000	B	18/06/2024	93.0000	95.0000
250,000	1,000.00	1,000.00	2.45	16/11/2028	7	---	6	---	1	ELVALHALCOR S.A. (Non Convertible)	2.3819	3.9570	90.8138	93.2987	93.2987	91.4730	17/06/2024	86,000	79,316.70	92.0000	B	18/06/2024	88.4206	93.3241
120,000	1,000.00	1,000.00	2.65	06/12/2028	7	---	6	---	1	NOVAL PROPERTY REIC (Non Convertible)	1.0306	4.4410	92.0000	92.4000	92.1011	92.4000	17/06/2024	47,000	43,335.94	90.8665	B	18/06/2024	88.5000	93.2000
500,000	1,000.00	1,000.00	2.75	03/07/2027	7	---	8	---	1	GEK TERNA S.A. (Non Convertible)	12.9097	4.7750	92.8000	93.3999	93.1400	92.6270	17/06/2024	5,000	4,721.55	92.6000	B	18/06/2024	91.5500	94.0000
100,000	1,000.00	1,000.00	2.95	11/02/2027	5	---	5	---	1	SAFE BULKERS PARTICIPATIONS PLC (Non Convertible)	10.5708	5.5940	92.9000	92.9000	92.9000	92.8700	17/06/2024	9,000	8,456.14	92.8101	B	18/06/2024	92.6794	97.0000
175,000	1,000.00	1,000.00	3.40	26/07/2024	5	---	10	---	1	ATTICA HOLDINGS S.A. (Non Convertible)	13.7889	8.6070	99.1500	99.5000	99.3032	99.2010	13/06/2024	62,000	62,422.91	99.1700	B	18/06/2024	98.5000	99.8400
100,000	1,000.00	1,000.00	4.40	26/07/2029	7	---	4	---	1	CPLP SHIPPING HOLDINGS PLC (Non Convertible)	17.8444	4.8180	96.4000	96.8899	96.5763	96.1130	17/06/2024	19,000	18,688.54	96.3500	B	18/06/2024	95.0948	100.2438
199,375	1,000.00	1,000.00	3.60	12/03/2026	7	---	11	---	1	AEGEAN AIRLINES S.A. (Non Convertible)	10.0000	3.8860	98.2000	98.5000	98.3000	98.7000	17/06/2024	29,000	28,797.00	97.7010	B	18/06/2024	97.1458	99.3000
150,000	1,000.00	1,000.00	2.60	22/10/2026	7	---	10	---	1	TERNA ENERGY FINANCE S.A. (Non Convertible)	4.2611	4.0180	95.8500	95.8500	95.8500	95.8830	17/06/2024	3,000	2,888.28	95.1200	B	18/06/2024	92.8293	95.9000
100,000	1,000.00	1,000.00	2.80	25/01/2027	5	---	5	---	1	PREMIA S.A. (Non Convertible)	11.4333	5.0770	91.4500	93.8978	93.8904	93.2460	17/06/2024	36,000	33,555.92	91.6556	B	18/06/2024	90.9974	97.8048
500,000	1,000.00	1,000.00	4.00	10/07/2030	7	---	2	---	1	MYTILINEOS S.A. (Non Convertible)	18.0000	3.9170	99.5001	99.8000	99.6710	99.6350	17/06/2024	134,000	135,971.11	99.4500	B	18/06/2024	98.3001	100.6000
100,000	1,000.00	1,000.00	5.50	15/12/2028	5	---	2	---	1	IDEAL HOLDINGS S.A. (Non Convertible)	0.4583	4.8280	102.0000	102.0000	102.0000	102.0000	17/06/2024	22,000	22,450.08	101.7501	B	18/06/2024	100.6502	104.1000

## Corporate Bonds Notes

Transactions Volume = (Pieces) \* (Nominal Price). Transactions Value = (Pieces) \* (Nominal Price) \* (price %) + (Accrued interest).

The price of a Bond is stated as a percentage (%) of Bond's Nominal Price.

Nominal Price in Euros (€), except if it is noted differently.

## Non Convertible Corporate Bonds - Regulated Market

Num Listed Bonds	Nominal price	Issue price	Today's Rate	Exp. Date	Duration (years)	Note	Coupon		Trading Unit	Corporate Bonds	Accrued Int.	Yield.T.Mat	Price min	Price max	Closing price	Previous closing price/date	Volume	Transactions Value	Last order		ear min	Year max		
							Common	Preferred											Price	Buy / Sell			Date	
200,000	1,000.00	1,000.00	4.25	23/01/2029	5	---	1	---	1	AUTOHELLAS S.A. (Non Convertible)	17.5903	4.3020	99.5000	99.7500	99.5083	99.5500	17/06/2024	31,000	31,392.80	99.4000	B	18/06/2024	97.5000	101.0000
130,000	1,000.00	1,000.00	6.00	27/02/2029	5	---	1	---	1	INTRALOT S.A. (Non Convertible)	19.0000	5.5140	100.6000	101.5000	101.4460	100.4500	17/06/2024	50,000	51,673.00	100.4000	B	18/06/2024	100.0050	101.9000
120,000	1,000.00	1,000.00	3.95	04/04/2025	7	---	13	---	1	GEK TERNA S.A. (Non Convertible)	8.4486	3.5520	99.6200	99.7000	99.6200	99.8000	17/06/2024	83,000	83,425.83	99.6000	B	18/06/2024	98.6000	100.1000
300,000	1,000.00	1,000.00	2.30	14/12/2028	7	---	6	---	1	GEK TERNA S.A. (Non Convertible)	0.3833	5.2310	88.0000	88.2000	88.0889	87.7500	17/06/2024	9,000	7,931.45	88.0000	B	18/06/2024	85.0000	90.9000

## Corporate Bonds Notes

Transactions Volume = (Pieces) \* (Nominal Price). Transactions Value = (Pieces) \* (Nominal Price) \* (price %) + (Accrued interest).

The price of a Bond is stated as a percentage (%) of Bond's Nominal Price.

Nominal Price in Euros (€), except if it is noted differently.

## Government Bonds

Number Listed Bonds	Nominal price	Today's Rate	Accrued Interest Calc	Exp. Date [1]	Duration (years)	Note	Coupons Date	Curr. coupon value	Trading Unit	Government Bonds	Price min	Price max	Closing price	Previous closing price/date	Volume	Transactions Value	Price	Last order Buy / Sell	Date
3,000,000	1,000.00	4.13	Actual/Actual	15/06/2054	30	---	15/06	4.13	1	GGB-FXD-150654-30Y-4.125-1.000	---	---	---	---	---	---	---	---	---
4,700,000	1,000.00	1.88	Actual/Actual	04/02/2035	15	---	04/02	1.88	1	GGB-FXD-040235-15Y-1.875-1.000	---	---	---	---	---	---	---	---	---
6,000,000	1,000.00	0.75	Actual/Actual	18/06/2031	10	---	18/06	0.75	1	GGB-FXD-180631-10Y-0.750-1.000	---	---	---	---	---	---	---	---	---
3,600,000	1,000.00	3.88	Actual/Actual	15/06/2028	5	---	15/06	3.88	1	GGB-FXD-150628-05Y-3.875-1.000	---	---	---	---	---	---	---	---	---
5,962,747,327	1.00	3.75	Actual/Actual	30/01/2028	10	---	/02 - 01/02 - 31/	3.75	1	GGB-FXD-300128-10Y-3.750-1.000	---	---	---	85.4610 13/07/2018	---	---	1.0000	B	28/11/2018
7,067,309,386	1.00	3.90	Actual/Actual	30/01/2033	15	---	/02 - 01/02 - 31/	3.90	1	GGB-FXD-300133-15Y-3.900-1.000	---	---	---	78.6730 13/07/2018	---	---	1.0000	B	28/11/2018
5,622,848,349	1.00	4.00	Actual/Actual	30/01/2037	19	---	/02 - 01/02 - 31/	4.00	1	GGB-FXD-300137-19Y-4.000-1.000	---	---	---	77.0370 13/07/2018	---	---	1.0000	B	28/11/2018
5,476,770,669	1.00	4.20	Actual/Actual	30/01/2042	24	---	/02 - 01/02 - 31/	4.20	1	GGB-FXD-300142-24Y-4.200-1.000	---	---	---	77.7640 13/07/2018	---	---	1.0000	B	28/11/2018
4,250,000	1,000.00	3.38	Actual/Actual	15/06/2034	10	---	15/06	3.38	1	GGB-FXD-150634-10Y-3.375-1.000	---	---	---	---	---	---	---	---	---
40,248,141	1.00	4.30	Actual/Actual	24/02/2025	13	---	24/02	4.30	1	GGB-FXD-240225-13Y-2.000-1.000	---	---	---	10.0000 22/06/2015	---	---	---	---	---
59,586,043	1.00	4.30	Actual/Actual	24/02/2026	14	---	24/02	4.30	1	GGB-FXD-240226-14Y-2.000-1.000	---	---	---	10.0000 22/06/2015	---	---	---	---	---
41,118,344	1.00	4.30	Actual/Actual	24/02/2027	15	---	24/02	4.30	1	GGB-FXD-240227-15Y-2.000-1.000	---	---	---	10.0000 22/06/2015	---	---	---	---	---
45,137,734	1.00	4.30	Actual/Actual	24/02/2028	16	---	24/02	4.30	1	GGB-FXD-240228-16Y-2.000-1.000	---	---	---	10.0000 22/06/2015	---	---	---	---	---
61,768,888	1.00	4.30	Actual/Actual	24/02/2029	17	---	24/02	4.30	1	GGB-FXD-240229-17Y-2.000-1.000	---	---	---	10.0000 22/06/2015	---	---	---	---	---
54,567,744	1.00	4.30	Actual/Actual	24/02/2030	18	---	24/02	4.30	1	GGB-FXD-240230-18Y-2.000-1.000	---	---	---	10.0000 22/06/2015	---	---	---	---	---
37,541,515	1.00	4.30	Actual/Actual	24/02/2031	19	---	24/02	4.30	1	GGB-FXD-240231-19Y-2.000-1.000	---	---	---	10.0000 22/06/2015	---	---	---	---	---
37,558,317	1.00	4.30	Actual/Actual	24/02/2032	20	---	24/02	4.30	1	GGB-FXD-240232-20Y-2.000-1.000	---	---	---	10.0000 22/06/2015	---	---	---	---	---
37,473,732	1.00	4.30	Actual/Actual	24/02/2033	21	---	24/02	4.30	1	GGB-FXD-240233-21Y-2.000-1.000	---	---	---	10.0000 22/06/2015	---	---	---	---	---
33,888,293	1.00	4.30	Actual/Actual	24/02/2034	22	---	24/02	4.30	1	GGB-FXD-240234-22Y-2.000-1.000	---	---	---	10.0000 22/06/2015	---	---	---	---	---
35,177,800	1.00	4.30	Actual/Actual	24/02/2035	23	---	24/02	4.30	1	GGB-FXD-240235-23Y-2.000-1.000	---	---	---	10.0000 22/06/2015	---	---	---	---	---
35,547,268	1.00	4.30	Actual/Actual	24/02/2036	24	---	24/02	4.30	1	GGB-FXD-240236-24Y-2.000-1.000	---	---	---	10.0000 22/06/2015	---	---	---	---	---
40,246,306	1.00	4.30	Actual/Actual	24/02/2037	25	---	24/02	4.30	1	GGB-FXD-240237-25Y-2.000-1.000	---	---	---	10.0000 22/06/2015	---	---	---	---	---
37,643,952	1.00	4.30	Actual/Actual	24/02/2038	26	---	24/02	4.30	1	GGB-FXD-240238-26Y-2.000-1.000	---	---	---	10.0000 22/06/2015	---	---	---	---	---
36,977,100	1.00	4.30	Actual/Actual	24/02/2039	27	---	24/02	4.30	1	GGB-FXD-240239-27Y-2.000-1.000	---	---	---	10.0000 22/06/2015	---	---	---	---	---
41,615,000	1.00	4.30	Actual/Actual	24/02/2040	28	---	24/02	4.30	1	GGB-FXD-240240-28Y-2.000-1.000	---	---	---	10.0000 22/06/2015	---	---	---	---	---
42,227,208	1.00	4.30	Actual/Actual	24/02/2041	29	---	24/02	4.30	1	GGB-FXD-240241-29Y-2.000-1.000	---	---	---	10.0000 22/06/2015	---	---	---	---	---
68,288,487	1.00	4.30	Actual/Actual	24/02/2042	30	---	24/02	4.30	1	GGB-FXD-240242-30Y-2.000-1.000	---	---	---	10.0000 22/06/2015	---	---	---	---	---
4,000,000	1,000.00	3.88	Actual/Actual	12/03/2029	10	---	12/03	3.88	1	GGB-FXD-120329-10Y-3.875-1.000	---	---	---	---	---	---	100.0000	B	15/10/2019
4,500,000	1,000.00	0.00	Actual/Actual	12/02/2026	5	---	12/02	0.00	1	GGB-FXD-120226-05Y-3.000-1.000	---	---	---	---	---	---	---	---	---
2,209,163	1,000.00	3.38	Actual/Actual	15/02/2025	7	---	15/02	3.38	1	GGB-FXD-150225-07Y-3.375-1.000	---	---	---	---	---	---	---	---	---
964,000	1,000.00	3.25	Actual/Actual	20/03/2025	6	---	20/03	3.25	1	GGB-FXD-200325-06Y-3.250-1.000	---	---	---	---	---	---	---	---	---
2,100,000	1,000.00	3.55	Actual/Actual	20/03/2026	7	---	20/03	3.55	1	GGB-FXD-200326-07Y-3.550-1.000	---	---	---	---	---	---	---	---	---
5,500,000	1,000.00	1.50	Actual/Actual	18/06/2030	10	---	18/06	1.50	1	GGB-FXD-180630-10Y-1.500-1.000	---	---	---	---	---	---	---	---	---
3,500,000	1,000.00	4.38	Actual/Actual	18/07/2038	15	---	18/07	4.38	1	GGB-FXD-180738-15Y-4.375-1.000	---	---	---	---	---	---	---	---	---

## Government Bonds Notes

Transactions Volume = (Pieces) \* (Nominal Price). Transactions Value = (Pieces) \* (Nominal Price) \* (price %) + (Accrued interest).

The Value of current coupon for the issues with NV 0.01 euro refers to NV 100 euros

FLR: Floating Interest Rate.

[1] - The Expiration Date of the interest bearing period and the Date for coupon payment.

## Government Bonds

Number Listed Bonds	Nominal price	Today's Rate	Accrued Interest Calc	Exp. Date [1]	Duration (years)	Note	Coupons Date	Curr. coupon value	Trading Unit	Government Bonds	Price min	Price max	Closing price	Previous closing price/date	Volume	Transactions Value	Price	Last order Buy / Sell	Date
40,000	1,000.00	4.67	FLR	Actual/360	18/09/2024	1	---	18/09 - 19/03	---	1	GGB-FLT-180924-01Y-4.670-1.000	---	---	---	---	---	---	---	---
5,364,250	1,000.00	3.25		Actual/Actual	20/03/2050	30	---	20/03	3.25	1	GGB-FXD-200350-30Y-3.250-1.000	---	---	---	---	---	---	---	---
3,924,361	1,000.00	2.00		Actual/Actual	22/04/2027	7	---	22/04	2.00	1	GGB-FXD-220427-07Y-2.000-1.000	---	---	---	---	---	99.9000	B	22/04/2020
2,500,000	1,000.00	1.88		Actual/Actual	23/07/2026	7	---	23/07	1.88	1	GGB-FXD-230726-07Y-1.875-1.000	---	---	---	---	---	---	---	---
4,900,000	1,000.00	4.25		Actual/Actual	15/06/2033	10	---	15/06	4.25	1	GGB-FXD-150633-10Y-4.250-1.000	---	---	---	---	---	---	---	---
3,500,000	1,000.00	1.88		Actual/Actual	24/01/2052	30	---	24/01	1.88	1	GGB-FXD-240152-30Y-1.875-1.000	---	---	---	---	---	---	---	---
3,700,000	1,000.00	1.75		Actual/Actual	18/06/2032	10	---	18/06	1.75	1	GGB-FXD-180632-10Y-1.750-1.000	---	---	---	---	---	---	---	---
2,200,000	1,000.00	1.13	FLR	Actual/360	15/12/2027	5	---	- 15/12 - 15/03 -	---	1	GGB-FLT-151227-05Y-1.130-1.000	---	---	---	---	---	102.1600	B	30/12/2022

## Government Bonds Notes

Transactions Volume = (Pieces) \* (Nominal Price). Transactions Value = (Pieces) \* (Nominal Price) \* (price %) + (Accrued interest).

The Value of current coupon for the issues with NV 0.01 euro refers to NV 100 euros

FLR: Floating Interest Rate.

[1] - The Expiration Date of the interest bearing period and the Date for coupon payment.

Treasury Bills & Zero Coupon Government Bonds

Issue Date	13-Week Maturity									26-Week Maturity									52-Week Maturity								
	Exp. Date	Initial Rate	Num Listed Bonds	Nominal price	Issue price	Last Trade Price	Last Trade Date	Volume Traded	Note	Exp. Date	Initial Rate	Num Listed Bonds	Nominal price	Issue price	Last Trade Price	Last Trade Date	Volume Traded	Note	Exp. Date	Initial Rate	Num Listed Bonds	Nominal price	Issue price	Last Trade Price	Last Trade Date	Volume Traded	Note
08/09/2023	---	---	---	---	---	---	---	---	---	---	---	---	---	---	---	---	---	---	06/09/2024	3.81	812,500	1,000.00	962.90	---	---	---	---
08/12/2023	---	---	---	---	---	---	---	---	---	---	---	---	---	---	---	---	---	---	06/12/2024	3.70	600,000	1,000.00	963.90	---	---	---	---
08/03/2024	---	---	---	---	---	---	---	---	---	---	---	---	---	---	---	---	---	---	07/03/2025	3.73	812,500	1,000.00	963.70	---	---	---	---
07/06/2024	---	---	---	---	---	---	---	---	---	---	---	---	---	---	---	---	---	---	06/06/2025	3.34	600,000	1,000.00	967.30	---	---	---	---

Bonds in Circulation	Currency / Min nominal traded Value	Coupons Payment Date	Current Coupon Value	Note	Coupon	Trading Unit	Issue Date	Duration (years)	Today's Interest	A.I.C in days	Bonds	Last price of previous days		Last Outcry in Cash (euro)			Trades in Pieces	Life min	Life Max
												Price	Buy / Sell	Date	Price	Buy / Sell			
<b>Corporate Bonds in Foreign Currency and Euro</b>																			
103,746	GBP / 10	01/12	0.25	---	65	1	01/12/1930	98	2.5	360	National Mortgage Bank	2.27	05/02/1996	2.27	S	05/02/1996	---	2.27	2.27
0	GBP / 10	01/12	0.25	---	67	1	01/12/1928	100	2.5	360	National Mortgage Bank	---	---	---	---	---	---	---	---

## Government Bonds Notes

A.I.C: Accrued Interest Calculation base.

FLR: Floating Interest Rate.

The minimum tradeable Nominal Value for all Demeterialised Government Titles is 100 Euros.

(μφρ-0)

## Athex &amp; ATHEXClear Members List

Member Name				Stock Market			Derivatives Market		ATHEXClear Member	
	Address	Phone	Fax	Market Member	Remote Member	Market Maker	Proprietary	Market Maker	General Clearing	Direct Clearing
A. SARRIS SECURITIES S.A.				a						
6, ΔΡΑΓΑΤΣΑΝΙΟΥ 6 ΑΘΗΝΑ	2103367700									
ΑΕΟΝIC SECURITIES C.I.F. P.L.C.				a						
, ΛΑΪΟΥ 6, ΓΡ. 301B, ANNA COURT	35725337600									
ALPHA BANK S.A.									a	
, ΣΤΑΔΙΟΥ 40 ΑΘΗΝΑ	2103260000									
ALPHA FINANCE INVESTMENT SERVICES SINGLE MEMBER SA				a		a	a	a		a
5, ΠΑΝΕΠΙΣΤΗΜΙΟΥ 45 ΑΘΗΝΑ	2103677400									
ARGUS STOCKBROKERS LTD				a	a		a			
25, 25 ΛΕΩΦΟΡΟΣ ΔΗΜΟΣΘΕΝΗ ΣΕΒΕΡΗ	0035722717000									
ATHLOS CAPITAL INVESTMENT SERVICES LTD					a					
, 17 STASINOU AVENUE, BEDIZIA TOWER, 6TH & 7TH FL.	35722110777									
ATLANTIC SECURITIES LTD				a	a					
37, ΠΡΟΔΡΟΜΟΥ 37	0035722445400									
AXON SECURITIES S.A.				a			a			
48, ΣΤΑΔΙΟΥ 48 ΑΘΗΝΑ	2103363800									
BETA SECURITIES S.A.				a		a	a			a
29, ΑΛΕΞΑΝΔΡΑΣ 29 ΑΘΗΝΑ	210 6478900									
BNP PARIBAS S.A.									a	
, ΛΑΜΨΑΚΟΥ 2 ΑΘΗΝΑ	2107468525									
BOFA SECURITIES EUROPE SA				a	a					
, 51 RUE LA BOÉTIE	+33 153655555									
CAPITAL SECURITIES S.A.				a			a			
58, ΜΗΤΡΟΠΟΛΕΩΣ 58 ΑΘΗΝΑ	2103369700									
CITIGROUP GLOBAL MARKETS EUROPE AG				a	a					
16, REUTERWEG 16	+49 691366-0									
CITIGROUP GLOBAL MARKETS LIMITED				a						
1, 33 CANADA SQUARE - CANARY WHARF	+44 02079864000									
CREDIT SUISSE BANK (EUROPE), S.A.				a						
, CALLE AYALA 42, 3A PLANTA-B MADRID	+34917916000									
CREDIT SUISSE SECURITIES (EUROPE) LIMITED				a						
1, ONE CABOT SQUARE LONDON	+44 2078888888									
CYCLOS SECURITIES S.A.				a			a			
39, ΧΑΡΙΛΑΟΥ ΤΡΙΚΟΥΠΗ 6-8-10 ΑΘΗΝΑ	2103364300									
DEUTSCHE BANK S.A.					a					
1, GREAT WINCHESTER STREET LONDON	+44 20 754 54209	00441133361437								
EUROBANK EQUITIES INVESTMENT FIRM SINGLE MEMBER SA				a		a	a	a		a
, ΦΙΛΕΛΗΝΩΝ 10 & ΞΕΝΟΦΩΝΤΟΣ 13 ΑΘΗΝΑ	2103720425									
EUROBANK S.A.									a	
, ΟΘΩΝΟΣ 8 ΑΘΗΝΑ	2144043907									
EUROCORP INVESTMENT SERVICES S.A.				a			a			a
14, ΠΛ.ΦΙΛΙΚΗΣ ΕΤΑΙΡΕΙΑΣ 14 ΑΘΗΝΑ	2107263600									
EUROTRUST INVESTMENT FIRM SA				a						
113, ΣΕΒΑΣΤΟΥΠΟΛΕΩΣ 113 ΑΘΗΝΑ	2103363100									
EUROXX SECURITIES S.A.				a		a	a	a		a
7, ΠΑΛΑΙΟΛΟΓΟΥ ΧΑΛΑΝΔΡΙ	(210)-6879400	(210)-6879401								
7, ΠΑΛΕΟΛΟΓΟΥ ΧΑΛΑΝΔΡΙ	+30 2106879400	210-6879401								
FREEDOM FINANCE EUROPE LTD				a	a					
, ΧΡΙΣΤΑΚΗ ΚΡΑΝΟΥ 20	035725257786									
G. A. PERVANAS SECURITIES- INVESTMENT SERVICES S.A.				a						
7-9, ΣΟΦΟΚΛΕΟΥΣ 7-9 ΑΘΗΝΑ	2103727200									
GLOBAL CAPITAL SECURITIES & FINANCIAL SERVICES LTD				a	a					
50, ΛΑΡΧΙΕΠΙΣΚΟΠΟΥ ΜΑΚΑΡΙΟΥ Γ50	0035722710710									
GREENPOST TRADING EUROPE LTD				a	a	a				
, ΚΙΜΩΝΟΣ 3, ACROPOLIS MANSIONS, 2ND FLOOR, FLAT/OFFICE 202	035722521389									
HELLENIC AMERICAN SECURITIES S.A.				a		a	a			a
27, ΑΝΔΡΕΑ ΠΑΠΑΝΔΡΕΟΥ 27 ΜΑΡΟΥΣΙ	2103311100									
HELLENIC BANK (INVESTMENTS) LTD					a					
, ΑVE.ΚΥΡΙΑΚΟΥ ΜΑΤΣΙ 31 - ΡΟ ΒΟΧ 24747 ΝΙΟΣΙΑ	+357 22500100	357 22500110								
HSBC CONTINENTAL EUROPE									a	
109-111, ΑΜΕΣΟΓΕΙΩΝ 109-111	2106960000									
INDEX SECURITIES S.A.				a						
6, ΔΡΑΓΑΤΣΑΝΙΟΥ 6 ΑΘΗΝΑ	2103213920									



## Athex &amp; ATHEXClear Members List

Member Name				Stock Market			Derivatives Market		ATHEXClear Member	
	Address	Phone	Fax	Market Member	Remote Member	Market Maker	Proprietary	Market Maker	General Clearing	Direct Clearing
J. CHR. MAVRIKIS SECURITIES S.A.				a						
5, ΣΟΦΟΚΛΕΟΥΣ 5 ATHINA	2103216730									
KAPPA SECURITIES S.A.				a			a			
15, ΒΑΛΑΩΡΙΤΟΥ 15 ATHINA	2103678600									
KARAMANOF SECURITIES & INVESTMENT SERVICES S.A.				a						
2, ΠΛ.ΑΓ.ΘΕΟΔΩΡΩΝ 2 ATHINA	2103212947									
LAIKI FINANCIAL SERVICES LTD					a					
26, AVE. VYRONOS NICOSIA	357 22367367	357 22718567								
LEON DEPOLAS SECURITIES S.A.				a		a	a			
1, ΧΡΗΣΤΟΥ ΛΑΔΑ 1 ATHINA	2103213276 -28									
MEGA EQUITY SECURITIES & FINANCIAL SERVICES PUBLIC LTD				a	a		a			
42-44, ΛΕΩΦ.ΓΡΙΒΑ ΔΙΓΕΝΗ 42-44	0035722711711									
MERIT SECURITIES S.A				a		a	a			a
5, ΣΟΦΟΚΛΕΟΥΣ 5 ATHINA	2141008814									
MERRILL LYNCH INTERNATIONAL				a						
2, 2 KING EDWARD STREET LONDON	+44 20276281000									
N. CHRYSOCHOIDIS STOCK BROKERAGE I.S.S.A.				a			a			a
7-9, ΣΟΦΟΚΛΕΟΥΣ 7-9 ATHINA	2103213913									
NATIONAL BANK OF GREECE S.A.				a		a	a		a	
86, ΑΙΟΛΟΥ STR. ATHINA	(210)-3341000	(210)-3228187								
68, ΑΚΑΔΙΜΙΑΣ STR. ATHINA	(210)-3328817	(210)-3328678								
NATIONAL SECURITIES SINGLE MEMBER SA				a		a	a	a		
66, ΛΕΩΦΟΡΟΣ ΑΘΗΝΩΝ 128-132 & ΙΦΙΓΕΝΙΑΣ ATHINA	2103328784									
NUNTIUS BROKERAGE AND INVESTMENT SERVICES SINGLE MEMBER S.A.				a						
6, ΔΡΑΓΑΤΣΑΝΙΟΥ 6 ATHINA	2103350599									
ONE PLUS CAPITAL LIMITED				a	a					
, 75 PRODROMOU AVENUE NICOSIA 1307	35722873760									
OPTIMA BANK S.A.				a		a	a	a	a	
, ΑΙΓΙΑΛΕΙΑΣ 32 & ΠΑΡΑΔΕΙΣΟΥ ΜΑΡΟΥΣΙ	210 8173000									
PANCRETA BANK S.A									a	
, ΙΚΑΡΟΥ 5	2810338746									
PANTELAKIS SECURITIES S.A.				a		a	a	a		
57, ΕΘΝΙΚΗΣ ΑΝΤΙΣΤΑΣΕΩΣ 57, ΚΤΙΠΙΟ Β CHALANDRI	2106965000									
PIRAEUS BANK S.A.				a			a		a	
, ΑΜΕΡΙΚΗΣ 4 ATHINA	2103335000									
PIRAEUS SECURITIES S. A.				a		a	a	a		a
10, ΣΤΑΔΙΟΥ 10 ATHINA	2103354100									
PROCHOICE SECURITIES LTD				a	a					
57, ΛΕΩΦ.ΣΠΥΡΟΥ ΚΥΠΡΙΑΝΟΥ 57, ΑΚΙΝΗΤΑ Φ	035724661192									
SHARELINK SECURITIES & FINANCIAL SERVICES LTD				a			a			
6, HOUSE-ΘΕΟΤΟΚΗ 6 ΜΕΓΑΡΟ ΕΛΛΗΝΑ	+357 22554200									
SOCIETE GENERALE S.A.				a	a		a			
, 17 COURS VALMY, CEDEX	+157290504									
SOLIDUS SECURITIES S.A				a			a			a
64, ΛΟΥΙΖΗΣ ΠΙΑΝΚΟΥΡ 64 ATHINA	2106900600									
ST. EM. LAVRENTAKIS SECURITIES S.A.				a			a			
7-9, ΣΟΦΟΚΛΕΟΥΣ 7-9 ATHINA	2103213336									
THE CYPRUS INVESTMENT & SECURITIES CORPORATION LTD				a	a					
154, 1 AG. PROKOPIOU & POSIDONOS 1ST FLOOR	0035722121700									
UBS EUROPE SE				a	a					
, OPERNTURM, BOCKENHEIMER LANDSTRASSE 2-4	496921790									
UBS LIMITED					a					
1, FINSBURY AVENUE LONDON	+44 2075687135									
VIGOR FINANCE INVESTMENT SERVICES S.A.				a			a			
, ΨΥΧΑΡΗ 14 Ν. PSYCHIKO	2106718400									

List of Stocks under Market Making operations

Securities	Market Maker	Start Market Making	Stock Category	Suspension Status
<b>MLS MULTIMEDIA SA (CR)</b>				
	PIRAEUS SECURITIES S. A.	01/08/2019		
<b>ALPHA ETF FTSE Athex Large Cap</b>			Exchange Traded Funds (ETFs)	
	ALPHA FINANCE INVESTMENT SERVICES SINGLE MEMBER SA	02/01/1900		
	NATIONAL SECURITIES SINGLE MEMBER SA	02/01/1900		
<b>ADMIE (IPTO) HOLDING S.A. (CR)</b>			Main Market	
	EUROBANK EQUITIES INVESTMENT FIRM SINGLE MEMBER SA	24/05/2021		
	HELLENIC AMERICAN SECURITIES S.A.	09/03/2020		
	PIRAEUS SECURITIES S. A.	29/06/2017		
<b>AEGEAN AIRLINES (CR)</b>			Main Market	
	EUROBANK EQUITIES INVESTMENT FIRM SINGLE MEMBER SA	22/09/2020		
<b>ALPHA SERVICES HOLD (CR)</b>			Main Market	
	ALPHA FINANCE INVESTMENT SERVICES SINGLE MEMBER SA	29/02/2016		
	EUROBANK EQUITIES INVESTMENT FIRM SINGLE MEMBER SA	22/10/2006		
	GREENPOST TRADING EUROPE LTD	12/06/2023		
	HELLENIC AMERICAN SECURITIES S.A.	25/07/2014		
	LEON DEPOLAS SECURITIES S.A.	04/01/2016		
	MERIT SECURITIES S.A	03/09/2012		
	NATIONAL SECURITIES SINGLE MEMBER SA	02/01/1900		
	PIRAEUS SECURITIES S. A.	28/05/2009		
<b>ALPHA TRUST HOLDINGS (CR)</b>			Main Market	
	EUROBANK EQUITIES INVESTMENT FIRM SINGLE MEMBER SA	06/02/2023		
	LEON DEPOLAS SECURITIES S.A.	04/01/2021		
<b>ALUMIL (CR)</b>			Main Market	
	PIRAEUS SECURITIES S. A.	31/07/2023		
<b>ANDROMEDA SA (CR)</b>			Main Market	
	BETA SECURITIES S.A.	15/02/2021		
	OPTIMA BANK S.A.	03/04/2023		
<b>ATHENS INTL AIRPORT (CR)</b>			Main Market	
	PIRAEUS SECURITIES S. A.	03/06/2024		
<b>ATTICA BANK S.A. (CR)</b>			Main Market	
	EUROXX SECURITIES S.A.	22/01/2016		
<b>AUSTRIACARD (CB)</b>			Main Market	
	BETA SECURITIES S.A.	23/03/2023		
	EUROBANK EQUITIES INVESTMENT FIRM SINGLE MEMBER SA	15/05/2023		
	EUROXX SECURITIES S.A.	10/06/2024		
<b>AUTOHELLAS SA (CR)</b>			Main Market	
	ALPHA FINANCE INVESTMENT SERVICES SINGLE MEMBER SA	01/07/2019		
	EUROXX SECURITIES S.A.	02/07/2018		
<b>AVAX S.A. (CR)</b>			Main Market	
	EUROBANK EQUITIES INVESTMENT FIRM SINGLE MEMBER SA	14/12/2015		
	OPTIMA BANK S.A.	04/09/2023		
	PIRAEUS SECURITIES S. A.	01/02/2021		
<b>AVE (CR)</b>			Main Market	
	EUROXX SECURITIES S.A.	05/06/2020		
<b>BRIQ PROPERTIES (CR)</b>			Main Market	
	EUROBANK EQUITIES INVESTMENT FIRM SINGLE MEMBER SA	09/09/2019		
	LEON DEPOLAS SECURITIES S.A.	22/02/2021		
	PIRAEUS SECURITIES S. A.	05/02/2024		
<b>CC HBC AG (CR)</b>			Main Market	
	BETA SECURITIES S.A.	08/03/2021		
	NATIONAL SECURITIES SINGLE MEMBER SA	02/01/1900		
	PIRAEUS SECURITIES S. A.	04/05/2015		
<b>CENERGY HOLDINGS (CB)</b>			Main Market	
	ALPHA FINANCE INVESTMENT SERVICES SINGLE MEMBER SA	02/01/2016		
	EUROBANK EQUITIES INVESTMENT FIRM SINGLE MEMBER SA	02/01/2016		
	OPTIMA BANK S.A.	14/03/2022		
	PANTELAKIS SECURITIES S.A.	27/12/2022		
<b>CNL CAPITAL (CR)</b>			Main Market	
	MERIT SECURITIES S.A	01/10/2018		
<b>DIMAND (CR)</b>			Main Market	
	ALPHA FINANCE INVESTMENT SERVICES SINGLE MEMBER SA	08/08/2022		
	EUROBANK EQUITIES INVESTMENT FIRM SINGLE MEMBER SA	08/08/2022		
	PANTELAKIS SECURITIES S.A.	15/05/2023		
<b>EKTER SA (CR)</b>			Main Market	
	BETA SECURITIES S.A.	26/09/2022		
	EUROBANK EQUITIES INVESTMENT FIRM SINGLE MEMBER SA	16/10/2017		
	LEON DEPOLAS SECURITIES S.A.	21/05/2018		

## List of Stocks under Market Making operations

Securities	Stock Category
Market Maker	Start Market Making
<b>ELASTRON (CR)</b>	Main Market
LEON DEPOLAS SECURITIES S.A.	20/02/2017
<b>ELLAKTOR (CR)</b>	Main Market
ALPHA FINANCE INVESTMENT SERVICES SINGLE MEMBER SA	18/03/2019
EUROBANK EQUITIES INVESTMENT FIRM SINGLE MEMBER SA	01/06/2012
EUROXX SECURITIES S.A.	24/09/2018
NATIONAL SECURITIES SINGLE MEMBER SA	02/01/1900
PIRAEUS SECURITIES S. A.	22/10/2018
<b>ELTON SA (CR)</b>	Main Market
OPTIMA BANK S.A.	30/01/2023
<b>ELVALHALCOR (CR)</b>	Main Market
ALPHA FINANCE INVESTMENT SERVICES SINGLE MEMBER SA	07/05/2018
BETA SECURITIES S.A.	09/01/2023
EUROBANK EQUITIES INVESTMENT FIRM SINGLE MEMBER SA	07/05/2018
<b>EUROBANK HOLDINGS (CR)</b>	Main Market
ALPHA FINANCE INVESTMENT SERVICES SINGLE MEMBER SA	09/01/2006
EUROBANK EQUITIES INVESTMENT FIRM SINGLE MEMBER SA	01/06/2012
GREENPOST TRADING EUROPE LTD	12/06/2023
HELLENIC AMERICAN SECURITIES S.A.	25/07/2014
LEON DEPOLAS SECURITIES S.A.	30/11/2018
MERIT SECURITIES S.A.	06/11/2017
NATIONAL SECURITIES SINGLE MEMBER SA	02/01/1900
PIRAEUS SECURITIES S. A.	28/09/2009
<b>EUROCONSULTANTS S.A. (CR)</b>	Main Market
EUROBANK EQUITIES INVESTMENT FIRM SINGLE MEMBER SA	22/07/2014
OPTIMA BANK S.A.	01/02/2023
<b>EYDAP S.A. (CR)</b>	Main Market
ALPHA FINANCE INVESTMENT SERVICES SINGLE MEMBER SA	27/01/2020
EUROBANK EQUITIES INVESTMENT FIRM SINGLE MEMBER SA	10/06/2019
<b>FOURLIS (CR)</b>	Main Market
EUROBANK EQUITIES INVESTMENT FIRM SINGLE MEMBER SA	01/12/2016
PIRAEUS SECURITIES S. A.	06/03/2017
<b>GEK TERNA (CR)</b>	Main Market
BETA SECURITIES S.A.	08/03/2021
EUROBANK EQUITIES INVESTMENT FIRM SINGLE MEMBER SA	24/05/2021
PIRAEUS SECURITIES S. A.	29/08/2019
<b>GR. SARANTIS S.A. (CR)</b>	Main Market
BETA SECURITIES S.A.	14/05/2012
EUROBANK EQUITIES INVESTMENT FIRM SINGLE MEMBER SA	24/10/2016
PIRAEUS SECURITIES S. A.	02/04/2024
<b>HELLENIC EXCHANGES-A.S.E. (CR)</b>	Main Market
HELLENIC AMERICAN SECURITIES S.A.	01/09/2014
NATIONAL SECURITIES SINGLE MEMBER SA	02/01/1900
PIRAEUS SECURITIES S. A.	04/05/2015
<b>HELLENIQ ENERGY (CR)</b>	Main Market
ALPHA FINANCE INVESTMENT SERVICES SINGLE MEMBER SA	07/11/2023
EUROBANK EQUITIES INVESTMENT FIRM SINGLE MEMBER SA	01/11/2023
HELLENIC AMERICAN SECURITIES S.A.	14/09/2015
PIRAEUS SECURITIES S. A.	20/03/2017
<b>IDEAL HOLDINGS (CR)</b>	Main Market
EUROBANK EQUITIES INVESTMENT FIRM SINGLE MEMBER SA	07/06/2021
PIRAEUS SECURITIES S. A.	07/06/2021
<b>INTERCONTINENTAL (CR)</b>	Main Market
LEON DEPOLAS SECURITIES S.A.	03/06/2019
<b>INTERLIFE G.C.I.(CR)</b>	Main Market
PIRAEUS SECURITIES S. A.	22/01/2024
<b>INTERWOOD-XYLEMPORIA (CR)</b>	Main Market
EUROBANK EQUITIES INVESTMENT FIRM SINGLE MEMBER SA	05/07/2021
PANTELAKIS SECURITIES S.A.	01/07/2021
<b>INTRAKAT (CR)</b>	Main Market
BETA SECURITIES S.A.	04/10/2021
PANTELAKIS SECURITIES S.A.	10/10/2022
<b>JUMBO SA (CR)</b>	Main Market
BETA SECURITIES S.A.	01/02/2021
EUROBANK EQUITIES INVESTMENT FIRM SINGLE MEMBER SA	25/05/2020
GREENPOST TRADING EUROPE LTD	12/06/2023
MERIT SECURITIES S.A.	06/11/2017
PIRAEUS SECURITIES S. A.	06/03/2017

## List of Stocks under Market Making operations

Securities	Stock Category
Market Maker	Start Market Making
<b>KLOUKINAS - LAPPAS SA (CR)</b>	Main Market
OPTIMA BANK S.A.	02/01/2023
<b>KRI-KRI S.A. (CR)</b>	Main Market
EUROBANK EQUITIES INVESTMENT FIRM SINGLE MEMBER SA	07/05/2018
PIRAEUS SECURITIES S. A.	11/12/2023
<b>LAMDA DEVELOPMENT SA (CR)</b>	Main Market
EUROBANK EQUITIES INVESTMENT FIRM SINGLE MEMBER SA	08/12/2014
PANTELAKIS SECURITIES S.A.	06/11/2017
PIRAEUS SECURITIES S. A.	29/06/2017
<b>LAMPASA HOTEL SA (CR)</b>	Main Market
LEON DEPOLAS SECURITIES S.A.	16/01/2017
<b>MOTODYNAMICS S.A. (CR)</b>	Main Market
OPTIMA BANK S.A.	25/08/2023
<b>MOTOR OIL (CR)</b>	Main Market
BETA SECURITIES S.A.	08/03/2021
EUROBANK EQUITIES INVESTMENT FIRM SINGLE MEMBER SA	22/10/2006
GREENPOST TRADING EUROPE LTD	12/06/2023
LEON DEPOLAS SECURITIES S.A.	01/04/2019
MERIT SECURITIES S.A	25/02/2019
NATIONAL SECURITIES SINGLE MEMBER SA	02/01/1900
PIRAEUS SECURITIES S. A.	04/05/2015
<b>MPLE KEDROS (CR)</b>	Main Market
OPTIMA BANK S.A.	16/10/2023
OPTIMA BANK S.A.	08/11/2023
<b>MYTILINEOS (CR)</b>	Main Market
ALPHA FINANCE INVESTMENT SERVICES SINGLE MEMBER SA	15/04/2019
BETA SECURITIES S.A.	11/04/2022
EUROBANK EQUITIES INVESTMENT FIRM SINGLE MEMBER SA	20/09/2017
GREENPOST TRADING EUROPE LTD	12/06/2023
MERIT SECURITIES S.A	25/02/2019
NATIONAL SECURITIES SINGLE MEMBER SA	02/01/1900
PIRAEUS SECURITIES S. A.	04/05/2015
<b>NAFPAKTOS TEXTILE (CR)</b>	Main Market
OPTIMA BANK S.A.	29/01/2024
<b>NATIONAL BANK (CR)</b>	Main Market
ALPHA FINANCE INVESTMENT SERVICES SINGLE MEMBER SA	09/01/2006
EUROBANK EQUITIES INVESTMENT FIRM SINGLE MEMBER SA	22/10/2006
GREENPOST TRADING EUROPE LTD	12/06/2023
HELLENIC AMERICAN SECURITIES S.A.	25/07/2014
LEON DEPOLAS SECURITIES S.A.	20/05/2015
MERIT SECURITIES S.A	03/09/2012
NATIONAL SECURITIES SINGLE MEMBER SA	02/01/1900
PIRAEUS SECURITIES S. A.	08/09/2008
<b>NOVAL PROPERTY REIC (CR)</b>	Main Market
ALPHA FINANCE INVESTMENT SERVICES SINGLE MEMBER SA	05/06/2024
PIRAEUS SECURITIES S. A.	05/06/2024
<b>OPAP (CR)</b>	Main Market
ALPHA FINANCE INVESTMENT SERVICES SINGLE MEMBER SA	09/01/2006
EUROBANK EQUITIES INVESTMENT FIRM SINGLE MEMBER SA	22/10/2006
GREENPOST TRADING EUROPE LTD	12/06/2023
HELLENIC AMERICAN SECURITIES S.A.	25/07/2014
MERIT SECURITIES S.A	20/03/2017
NATIONAL SECURITIES SINGLE MEMBER SA	02/01/1900
PIRAEUS SECURITIES S. A.	04/05/2015
<b>OPTIMA BANK (CR)</b>	Main Market
ALPHA FINANCE INVESTMENT SERVICES SINGLE MEMBER SA	12/12/2023
EUROBANK EQUITIES INVESTMENT FIRM SINGLE MEMBER SA	11/12/2023
OPTIMA BANK S.A.	06/11/2023
<b>ORILINA PROPERTIES REIC (CR)</b>	Main Market
EUROBANK EQUITIES INVESTMENT FIRM SINGLE MEMBER SA	11/12/2023
LEON DEPOLAS SECURITIES S.A.	11/12/2023

## List of Stocks under Market Making operations

Securities	Stock Category
Market Maker	Start Market Making
<b>OTE (CR)</b>	Main Market
ALPHA FINANCE INVESTMENT SERVICES SINGLE MEMBER SA	09/01/2006
EUROBANK EQUITIES INVESTMENT FIRM SINGLE MEMBER SA	22/10/2006
GREENPOST TRADING EUROPE LTD	12/06/2023
HELLENIC AMERICAN SECURITIES S.A.	25/07/2014
LEON DEPOLAS SECURITIES S.A.	20/04/2015
MERIT SECURITIES S.A	20/03/2017
NATIONAL SECURITIES SINGLE MEMBER SA	02/01/1900
PIRAEUS SECURITIES S. A.	08/09/2008
<b>P.P.A. S.A. (CR)</b>	Main Market
EUROBANK EQUITIES INVESTMENT FIRM SINGLE MEMBER SA	06/02/2019
<b>PAPOUTSANIS (CR)</b>	Main Market
ALPHA FINANCE INVESTMENT SERVICES SINGLE MEMBER SA	19/11/2018
BETA SECURITIES S.A.	25/11/2013
<b>PETROPOULOS PETROS (CR)</b>	Main Market
EUROBANK EQUITIES INVESTMENT FIRM SINGLE MEMBER SA	01/04/2019
PANTELAKIS SECURITIES S.A.	16/03/2020
<b>PIRAEUS FINANCIAL HOLD (CR)</b>	Main Market
ALPHA FINANCE INVESTMENT SERVICES SINGLE MEMBER SA	15/04/2019
EUROBANK EQUITIES INVESTMENT FIRM SINGLE MEMBER SA	22/10/2006
EUROXX SECURITIES S.A.	15/02/2016
GREENPOST TRADING EUROPE LTD	12/06/2023
HELLENIC AMERICAN SECURITIES S.A.	25/07/2014
LEON DEPOLAS SECURITIES S.A.	30/11/2018
MERIT SECURITIES S.A	16/09/2013
NATIONAL SECURITIES SINGLE MEMBER SA	02/01/1900
PIRAEUS SECURITIES S. A.	16/02/2009
<b>PPC (CR)</b>	Main Market
ALPHA FINANCE INVESTMENT SERVICES SINGLE MEMBER SA	09/01/2006
BETA SECURITIES S.A.	01/02/2021
EUROBANK EQUITIES INVESTMENT FIRM SINGLE MEMBER SA	22/10/2006
GREENPOST TRADING EUROPE LTD	12/06/2023
HELLENIC AMERICAN SECURITIES S.A.	01/09/2014
MERIT SECURITIES S.A	06/11/2017
NATIONAL SECURITIES SINGLE MEMBER SA	02/01/1900
PIRAEUS SECURITIES S. A.	28/09/2009
<b>PREMIA (CR)</b>	Main Market
BETA SECURITIES S.A.	01/06/2021
LEON DEPOLAS SECURITIES S.A.	05/12/2022
PANTELAKIS SECURITIES S.A.	23/12/2021
<b>PROFILE SA (CR)</b>	Main Market
OPTIMA BANK S.A.	03/04/2023
PANTELAKIS SECURITIES S.A.	01/07/2019
<b>QUALITY &amp; RELIABILITY SA (CR)</b>	Main Market
OPTIMA BANK S.A.	03/01/2023
<b>QUEST HOLDINGS (CR)</b>	Main Market
BETA SECURITIES S.A.	26/03/2018
EUROBANK EQUITIES INVESTMENT FIRM SINGLE MEMBER SA	28/01/2019
<b>REVOIL (CR)</b>	Main Market
BETA SECURITIES S.A.	26/06/2023
OPTIMA BANK S.A.	15/04/2024
<b>SIDMA STEEL (CR)</b>	Main Market
OPTIMA BANK S.A.	25/05/2023
<b>SPACE HELLAS SA (CR)</b>	Main Market
MERIT SECURITIES S.A	09/12/2022
<b>TECHNICAL OLYMPIC SA (CR)</b>	Main Market
OPTIMA BANK S.A.	05/07/2023
<b>TERNA ENERGY (CR)</b>	Main Market
EUROBANK EQUITIES INVESTMENT FIRM SINGLE MEMBER SA	24/05/2021
PIRAEUS SECURITIES S. A.	09/12/2019
<b>THRACE PLASTICS SA (CR)</b>	Main Market
ALPHA FINANCE INVESTMENT SERVICES SINGLE MEMBER SA	26/03/2018
LEON DEPOLAS SECURITIES S.A.	28/03/2024
PIRAEUS SECURITIES S. A.	02/04/2024
<b>TITAN CEMENT (CB)</b>	Main Market
BETA SECURITIES S.A.	01/02/2021
EUROBANK EQUITIES INVESTMENT FIRM SINGLE MEMBER SA	06/11/2019
PIRAEUS SECURITIES S. A.	18/01/2021

## List of Stocks under Market Making operations

Securities	Market Maker	Start Market Making	Stock Category
<b>TRADE ESTATES REIC (CR)</b>			<b>Main Market</b>
	EUROBANK EQUITIES INVESTMENT FIRM SINGLE MEMBER SA	08/11/2023	
	EUROBANK EQUITIES INVESTMENT FIRM SINGLE MEMBER SA	10/11/2023	
	PANTELAKIS SECURITIES S.A.	08/11/2023	
	PANTELAKIS SECURITIES S.A.	10/11/2023	
<b>TZIRAKIAN PROFIL (CR)</b>			<b>Main Market</b>
	LEON DEPOLAS SECURITIES S.A.	19/07/2021	
<b>VIOHALCO SA/NV (CB)</b>			<b>Main Market</b>
	ALPHA FINANCE INVESTMENT SERVICES SINGLE MEMBER SA	11/03/2008	
	EUROBANK EQUITIES INVESTMENT FIRM SINGLE MEMBER SA	04/03/2014	
	MERIT SECURITIES S.A	17/03/2014	

Underlying Asset				Derivatives Market													
Price max	Price min	Closing price	change	Delivery Month	Open price	Price max	Price min	Last price	Closing price	Last Bid	Last Ask	Fixing price*	Life high	Life low	Trades	Volume	Open Interest
<b>FTSE/Athex Large Cap</b>																	
(Trade Unit: 1 Index Point x 2E, Cash Settlement)																	
3,451.37	3,405.71	3,446.86	1.21%	June 2024	3,437.75	3,451.00	3,411.00	3,446.00	3,446.00	---	---	---	3,669.75	---	231	3,249	3,768
				July 2024	3,378.00	3,410.50	3,368.00	3,404.00	3,404.00	---	---	---	3,624.50	---	182	2,967	650
				August 2024	3,369.75	3,369.75	3,369.75	3,369.75	3,369.75	---	---	---	3,384.00	---	1	20	21
				September 2024	---	---	---	---	3,423.75	---	---	---	---	---	---	---	---
				December 2024	---	---	---	---	3,441.00	---	---	---	---	---	---	---	---
				March 2025	---	---	---	---	3,458.00	---	---	---	---	---	---	---	---
<b>FTSE/Athex Banks</b>																	
(Trade Unit: 1 Index Point x 15E, Cash Settlement)																	
1,257.66	1,225.41	1,251.64	1.92%	June 2024	1,222.75	1,249.50	1,222.75	1,249.50	1,249.50	---	---	---	1,345.50	---	6	394	918
				September 2024	1,199.75	1,226.50	1,199.75	1,226.50	1,226.50	---	---	---	1,310.00	---	5	392	267
				December 2024	---	---	---	---	1,240.75	---	---	---	---	---	---	---	---
				March 2025	---	---	---	---	1,247.00	---	---	---	---	---	---	---	---
<b>MSCI GREECE REBASED</b>																	
(Trade Unit: 1 Index Point x 2E, Cash Settlement)																	
5,442.35	5,352.74	5,431.04	1.44%	June 2024	5,331.75	5,331.75	5,331.75	5,331.75	5,331.75	---	---	---	5,705.00	---	1	3	13
				July 2024	5,281.75	5,281.75	5,281.75	5,281.75	5,281.75	---	---	---	5,636.00	---	1	3	---
				August 2024	---	---	---	---	5,371.75	---	---	---	---	---	---	---	---
				September 2024	---	---	---	---	5,382.25	---	---	---	---	---	---	---	---
				October 2024	---	---	---	---	5,390.50	---	---	---	---	---	---	---	---
				November 2024	---	---	---	---	5,398.75	---	---	---	---	---	---	---	---
				December 2024	---	---	---	---	5,409.25	---	---	---	---	---	---	---	---
				March 2025	---	---	---	---	5,436.25	---	---	---	---	---	---	---	---

Derivatives notes

Fixing prices and final open positions can be retrieved from the following path <http://www.helex.gr/el/web/guest/statistics-end-of-day-derivatives>

Underlying Asset				Derivatives Market													
Price max	Price min	Closing price	change	Delivery Month	Open price	Price max	Price min	Last price	Closing price	Last Bid	Last Ask	Fixing price*	Life high	Life low	Trades	Volume	Open Interest
<b>ADMIE (IPTO) HOLDING S.A. (CR)</b>				(Contract Size: 100 Securities, Physical Delivery)													
2.21	2.16	2.2	3.77%	June 2024	2.16	2.20	2.15	2.20	2.20	---	---	---	2.44	---	78	7,544	12,115
				September 2024	2.14	2.19	2.10	2.17	2.17	---	---	---	2.39	---	65	6,893	12,583
				December 2024	---	---	---	---	2.14	---	---	---	---	---	---	---	---
				March 2025	---	---	---	---	2.15	---	---	---	---	---	---	---	---
<b>AEGEAN AIRLINES (CR)</b>				(Contract Size: 100 Securities, Physical Delivery)													
11.45	11.18	11.37	2.25%	June 2024	11.16	11.43	11.16	11.40	11.40	---	---	---	12.79	---	27	1,074	3,435
				September 2024	11.28	11.60	11.28	11.51	11.51	---	---	---	12.20	---	17	1,011	1,417
				December 2024	---	---	---	---	11.23	---	---	---	---	---	---	---	---
				March 2025	---	---	---	---	11.29	---	---	---	---	---	---	---	---
<b>ALPHA SERVICES HOLD (CR)</b>				(Contract Size: 100 Securities, Physical Delivery)													
1.5525	1.5125	1.548	1.58%	June 2024	1.53	1.55	1.52	1.54	1.54	---	---	---	1.82	---	234	36,206	123,378
				September 2024	1.53	1.55	1.51	1.55	1.55	---	---	---	1.79	---	296	36,079	65,866
				December 2024	---	---	---	---	1.54	---	---	---	---	---	---	---	---
				March 2025	---	---	---	---	1.55	---	---	---	---	---	---	---	---
<b>ATHENS INTL AIRPORT (CR)</b>				(Contract Size: 100 Securities, Physical Delivery)													
8	7.846	7.982	2.07%	June 2024	7.83	8.04	7.82	8.04	8.04	---	---	---	8.65	---	17	407	994
				September 2024	7.95	7.98	7.92	7.93	7.93	---	---	---	8.41	---	7	343	86
				December 2024	---	---	---	---	7.90	---	---	---	---	---	---	---	---
				March 2025	---	---	---	---	7.94	---	---	---	---	---	---	---	---
<b>AUTOHELLAS SA (CR)</b>				(Contract Size: 100 Securities, Physical Delivery)													
11.84	11.34	11.76	2.08%	June 2024	11.01	11.01	11.01	11.01	11.01	---	---	---	13.67	---	13	92	193
				September 2024	11.16	11.17	11.16	11.17	11.17	---	---	---	11.28	---	13	92	25
				December 2024	---	---	---	---	11.64	---	---	---	---	---	---	---	---
				March 2025	---	---	---	---	11.70	---	---	---	---	---	---	---	---
<b>AVAX S.A. (CR)</b>				(Contract Size: 100 Securities, Physical Delivery)													
1.456	1.408	1.456	2.97%	June 2024	1.42	1.43	1.41	1.43	1.43	---	---	---	1.72	---	14	58	624
				September 2024	1.44	1.46	1.42	1.46	1.46	---	---	---	1.49	---	15	99	64
				December 2024	---	---	---	---	1.43	---	---	---	---	---	---	---	---
				March 2025	---	---	---	---	1.44	---	---	---	---	---	---	---	---
<b>CC HBC AG (CR)</b>				(Contract Size: 100 Securities, Physical Delivery)													
31.98	31.54	31.62	-0.63%	June 2024	31.82	31.82	31.82	31.82	31.82	---	---	---	32.02	---	2	7	58
				September 2024	31.98	31.98	31.81	31.81	31.81	---	---	---	32.29	---	8	37	6
				December 2024	---	---	---	---	32.15	---	---	---	---	---	---	---	---
				March 2025	---	---	---	---	32.31	---	---	---	---	---	---	---	---

Derivatives notes

Fixing prices and final open positions can be retrieved from the following path <http://www.helex.gr/el/web/guest/statistics-end-of-day-derivatives>



Underlying Asset				Derivatives Market													
Price max	Price min	Closing price	change	Delivery Month	Open price	Price max	Price min	Last price	Closing price	Last Bid	Last Ask	Fixing price*	Life high	Life low	Trades	Volume	Open Interest
<b>CENERGY HOLDINGS (CB)</b>				(Contract Size: 100 Securities, Physical Delivery)													
9.2	8.95	9.2	2.56%	June 2024	8.99	9.13	8.99	9.13	9.13	---	---	---	9.57	---	27	1,030	3,240
				September 2024	9.03	9.13	8.99	9.13	9.13	---	---	---	9.52	---	53	1,127	836
				December 2024	---	---	---	---	9.06	---	---	---	---	---	---	---	---
				March 2025	---	---	---	---	9.11	---	---	---	---	---	---	---	---
<b>ELLAKTOR (CR)</b>				(Contract Size: 100 Securities, Physical Delivery)													
2.5	2.37	2.47	5.11%	June 2024	2.38	2.49	2.38	2.48	2.48	---	---	---	2.83	---	145	2,536	4,142
				September 2024	2.44	2.52	2.44	2.51	2.51	---	---	---	2.70	---	42	1,910	629
				December 2024	---	---	---	---	2.37	---	---	---	---	---	---	---	---
				March 2025	---	---	---	---	2.39	---	---	---	---	---	---	---	---
<b>ELVALHALCOR (CR)</b>				(Contract Size: 100 Securities, Physical Delivery)													
1.85	1.79	1.846	1.88%	June 2024	1.81	1.84	1.81	1.84	1.84	---	---	---	2.28	---	23	754	4,196
				September 2024	1.83	1.83	1.80	1.82	1.82	---	---	---	2.04	---	26	781	1,146
				December 2024	---	---	---	---	1.83	---	---	---	---	---	---	---	---
				March 2025	---	---	---	---	1.84	---	---	---	---	---	---	---	---
<b>EUROBANK HOLDINGS (CR)</b>				(Contract Size: 100 Securities, Physical Delivery)													
2.073	2.012	2.054	0.98%	June 2024	2.03	2.06	2.03	2.05	2.05	---	---	---	2.21	---	39	2,373	20,296
				September 2024	1.97	2.00	1.97	1.99	1.99	---	---	---	2.16	---	40	2,298	6,364
				December 2024	---	---	---	---	2.06	---	---	---	---	---	---	---	---
				March 2025	---	---	---	---	2.07	---	---	---	---	---	---	---	---
<b>EYDAP S.A. (CR)</b>				(Contract Size: 100 Securities, Physical Delivery)													
5.7	5.58	5.7	1.24%	June 2024	5.61	5.67	5.61	5.67	5.67	---	---	---	6.10	---	18	1,956	2,692
				September 2024	5.62	5.66	5.60	5.66	5.66	---	---	---	5.90	---	14	1,936	1,983
				December 2024	---	---	---	---	5.69	---	---	---	---	---	---	---	---
				March 2025	---	---	---	---	5.72	---	---	---	---	---	---	---	---
<b>FOURLIS (CR)</b>				(Contract Size: 100 Securities, Physical Delivery)													
3.945	3.83	3.945	2.47%	June 2024	3.90	3.90	3.84	3.87	3.87	---	---	---	4.38	---	7	47	747
				September 2024	3.86	3.86	3.78	3.84	3.84	---	---	---	4.19	---	5	36	743
				December 2024	---	---	---	---	3.89	---	---	---	---	---	---	---	---
				March 2025	---	---	---	---	3.91	---	---	---	---	---	---	---	---
<b>GEK TERNA (CR)</b>				(Contract Size: 100 Securities, Physical Delivery)													
16.48	16.28	16.4	0.61%	June 2024	16.32	16.49	16.32	16.49	16.49	---	---	---	17.26	---	88	3,403	13,255
				September 2024	16.62	16.68	16.58	16.60	16.60	---	---	---	17.17	---	81	3,381	2,374
				December 2024	---	---	---	---	16.47	---	---	---	---	---	---	---	---
				March 2025	---	---	---	---	16.55	---	---	---	---	---	---	---	---

Derivatives notes

Fixing prices and final open positions can be retrieved from the following path <http://www.helex.gr/el/web/guest/statistics-end-of-day-derivatives>

Underlying Asset				Derivatives Market													
Price max	Price min	Closing price	change	Delivery Month	Open price	Price max	Price min	Last price	Closing price	Last Bid	Last Ask	Fixing price*	Life high	Life low	Trades	Volume	Open Interest
<b>HELLENIC EXCHANGES-A.S.E. (CR)</b> (Contract Size: 100 Securities, Physical Delivery)																	
5.04	4.98	5.04	0.40%	June 2024	5.01	5.02	5.00	5.00	5.00	---	---	---	5.71	---	55	2,491	5,217
				September 2024	4.89	4.89	4.84	4.84	4.84	---	---	---	5.25	---	33	2,333	2,236
				December 2024	---	---	---	---	5.07	---	---	---	---	---	---	---	---
				March 2025	---	---	---	---	5.10	---	---	---	---	---	---	---	---
<b>HELLENIQ ENERGY (CR)</b> (Contract Size: 100 Securities, Physical Delivery)																	
8.18	8.05	8.14	1.56%	June 2024	8.12	8.13	8.06	8.10	8.10	---	---	---	8.86	---	31	1,016	3,788
				September 2024	7.73	7.73	7.61	7.66	7.66	---	---	---	8.40	---	27	981	1,318
				December 2024	---	---	---	---	8.10	---	---	---	---	---	---	---	---
				March 2025	---	---	---	---	8.14	---	---	---	---	---	---	---	---
<b>INTRACOM HOLDINGS (CR)</b> (Contract Size: 100 Securities, Physical Delivery)																	
3.32	3.235	3.29	1.70%	June 2024	3.25	3.30	3.25	3.30	3.30	---	---	---	4.30	---	22	1,729	6,117
				September 2024	3.30	3.36	3.25	3.36	3.36	---	---	---	3.80	---	24	1,738	2,730
				December 2024	---	---	---	---	3.27	---	---	---	---	---	---	---	---
				March 2025	---	---	---	---	3.28	---	---	---	---	---	---	---	---
<b>INTRAKAT (CR)</b> (Contract Size: 100 Securities, Physical Delivery)																	
5.12	5.03	5.08	0.00%	June 2024	5.05	5.09	5.05	5.08	5.08	---	---	---	5.66	---	51	640	1,475
				September 2024	5.07	5.09	5.06	5.09	5.09	---	---	---	5.20	---	29	365	915
				December 2024	---	---	---	---	5.13	---	---	---	---	---	---	---	---
				March 2025	---	---	---	---	5.16	---	---	---	---	---	---	---	---
<b>JUMBO SA (CR)</b> (Contract Size: 100 Securities, Physical Delivery)																	
26.48	26	26.46	1.61%	June 2024	26.12	26.26	26.12	26.26	26.26	---	---	---	29.93	---	19	112	360
				September 2024	25.64	25.64	25.32	25.50	25.50	---	---	---	26.30	---	19	113	216
				December 2024	---	---	---	---	26.31	---	---	---	---	---	---	---	---
				March 2025	---	---	---	---	26.44	---	---	---	---	---	---	---	---
<b>LAMDA DEVELOPMENT SA (CR)</b> (Contract Size: 100 Securities, Physical Delivery)																	
6.8	6.69	6.7	-0.30%	June 2024	6.78	6.80	6.70	6.70	6.70	---	---	---	7.20	---	36	745	5,077
				September 2024	6.88	6.90	6.79	6.79	6.79	---	---	---	6.97	---	39	784	2,342
				December 2024	---	---	---	---	6.79	---	---	---	---	---	---	---	---
				March 2025	---	---	---	---	6.82	---	---	---	---	---	---	---	---
<b>MIG (CR)</b> (Contract Size: 100 Securities, Physical Delivery)																	
3.76	3.62	3.67	-2.13%	June 2024	3.70	3.70	3.65	3.65	3.65	---	---	---	4.25	---	7	10	126
				September 2024	3.70	3.70	3.70	3.70	3.70	---	---	---	3.74	---	2	10	5
				December 2024	---	---	---	---	3.79	---	---	---	---	---	---	---	---
				March 2025	---	---	---	---	3.81	---	---	---	---	---	---	---	---

Derivatives notes

Fixing prices and final open positions can be retrieved from the following path <http://www.helex.gr/el/web/guest/statistics-end-of-day-derivatives>

Underlying Asset				Derivatives Market													
Price max	Price min	Closing price	change	Delivery Month	Open price	Price max	Price min	Last price	Closing price	Last Bid	Last Ask	Fixing price*	Life high	Life low	Trades	Volume	Open Interest
<b>MOTOR OIL (CR)</b>				(Contract Size: 100 Securities, Physical Delivery)													
25.02	24.62	24.68	1.15%	June 2024	24.80	24.99	24.80	24.95	24.95	---	---	---	28.77	---	17	141	401
				September 2024	24.70	24.70	23.86	23.87	23.87	---	---	---	26.50	---	23	144	498
				December 2024	---	---	---	---	24.65	---	---	---	---	---	---	---	---
				March 2025	---	---	---	---	24.78	---	---	---	---	---	---	---	---
<b>MYTILINEOS (CR)</b>				(Contract Size: 100 Securities, Physical Delivery)													
35.76	35.4	35.76	0.34%	June 2024	35.60	35.78	35.50	35.78	35.78	---	---	---	39.58	---	89	1,418	4,027
				September 2024	34.80	34.90	34.48	34.50	34.50	---	---	---	38.35	---	96	1,447	2,383
				December 2024	---	---	---	---	36.01	---	---	---	---	---	---	---	---
				March 2025	---	---	---	---	36.19	---	---	---	---	---	---	---	---
<b>NATIONAL BANK (CR)</b>				(Contract Size: 100 Securities, Physical Delivery)													
8.13	7.85	8.1	3.24%	June 2024	7.99	8.13	7.92	8.11	8.11	---	---	---	8.67	---	144	7,193	9,500
				September 2024	7.70	7.87	7.67	7.86	7.86	---	---	---	8.36	---	121	6,369	3,835
				December 2024	---	---	---	---	7.93	---	---	---	---	---	---	---	---
				March 2025	---	---	---	---	7.97	---	---	---	---	---	---	---	---
<b>OPAP (CR)</b>				(Contract Size: 100 Securities, Physical Delivery)													
14.9	14.73	14.75	-0.34%	June 2024	14.81	14.84	14.74	14.74	14.74	---	---	---	16.99	---	56	983	2,344
				September 2024	15.01	15.07	14.85	14.87	14.87	---	---	---	15.30	---	76	1,016	734
				December 2024	---	---	---	---	14.95	---	---	---	---	---	---	---	---
				March 2025	---	---	---	---	15.03	---	---	---	---	---	---	---	---
<b>OPTIMA BANK (CR)</b>				(Contract Size: 100 Securities, Physical Delivery)													
12.02	11.66	11.86	0.68%	June 2024	11.51	11.79	11.50	11.78	11.78	---	---	---	11.81	---	7	37	191
				September 2024	11.33	11.60	11.31	11.38	11.38	---	---	---	11.72	---	12	49	8
				December 2024	---	---	---	---	11.90	---	---	---	---	---	---	---	---
				March 2025	---	---	---	---	11.96	---	---	---	---	---	---	---	---
<b>OTE (CR)</b>				(Contract Size: 100 Securities, Physical Delivery)													
13.62	13.46	13.5	0.07%	June 2024	13.50	13.56	13.47	13.51	13.51	---	---	---	14.58	---	54	2,390	4,696
				September 2024	13.16	13.49	13.00	13.23	13.23	---	---	---	14.26	---	56	2,173	2,134
				December 2024	---	---	---	---	13.63	---	---	---	---	---	---	---	---
				March 2025	---	---	---	---	13.70	---	---	---	---	---	---	---	---
<b>P.P.A. S.A. (CR)</b>				(Contract Size: 100 Securities, Physical Delivery)													
25.45	24.95	25.1	1.01%	June 2024	24.74	24.74	24.74	24.74	24.74	---	---	---	28.71	---	3	50	117
				September 2024	23.89	23.89	23.89	23.89	23.89	---	---	---	24.46	---	3	50	5
				December 2024	---	---	---	---	25.11	---	---	---	---	---	---	---	---
				March 2025	---	---	---	---	25.23	---	---	---	---	---	---	---	---

Derivatives notes

Fixing prices and final open positions can be retrieved from the following path <http://www.helex.gr/el/web/guest/statistics-end-of-day-derivatives>

Underlying Asset				Derivatives Market													
Price max	Price min	Closing price	change	Delivery Month	Open price	Price max	Price min	Last price	Closing price	Last Bid	Last Ask	Fixing price*	Life high	Life low	Trades	Volume	Open Interest
(Contract Size: 100 Securities, Physical Delivery)																	
3.584	3.517	3.565	1.39%	June 2024	3.54	3.58	3.53	3.56	3.56	---	---	---	4.26	---	369	35,536	75,281
				September 2024	3.55	3.57	3.52	3.57	3.57	---	---	---	4.05	---	420	33,130	32,955
				December 2024	---	---	---	---	3.55	---	---	---	---	---	---	---	---
				March 2025	---	---	---	---	3.57	---	---	---	---	---	---	---	---
(Contract Size: 100 Securities, Physical Delivery)																	
11.06	10.65	10.96	3.10%	June 2024	10.65	11.03	10.65	10.99	10.99	---	---	---	12.75	---	229	6,032	19,891
				September 2024	10.56	10.95	10.56	10.93	10.93	---	---	---	11.88	---	210	5,540	13,828
				December 2024	---	---	---	---	10.74	---	---	---	---	---	---	---	---
				March 2025	---	---	---	---	10.79	---	---	---	---	---	---	---	---
(Contract Size: 100 Securities, Physical Delivery)																	
5.3	5.17	5.22	0.38%	June 2024	5.18	5.18	5.18	5.18	5.18	---	---	---	6.29	---	3	70	174
				September 2024	5.06	5.09	5.04	5.09	5.09	---	---	---	5.28	---	4	71	47
				December 2024	---	---	---	---	5.25	---	---	---	---	---	---	---	---
				March 2025	---	---	---	---	5.28	---	---	---	---	---	---	---	---
(Contract Size: 100 Securities, Physical Delivery)																	
18.96	18.62	18.88	1.40%	June 2024	18.59	18.95	18.59	18.87	18.87	---	---	---	19.07	---	123	8,458	23,049
				September 2024	18.24	18.88	18.24	18.77	18.77	---	---	---	19.06	---	109	8,424	9,871
				December 2024	---	---	---	---	18.81	---	---	---	---	---	---	---	---
				March 2025	---	---	---	---	18.91	---	---	---	---	---	---	---	---
(Contract Size: 100 Securities, Physical Delivery)																	
30	28.9	30	3.45%	June 2024	29.08	29.79	29.03	29.79	29.79	---	---	---	32.15	---	12	35	116
				September 2024	28.51	29.00	28.47	28.83	28.83	---	---	---	31.02	---	7	27	50
				December 2024	---	---	---	---	29.30	---	---	---	---	---	---	---	---
				March 2025	---	---	---	---	29.45	---	---	---	---	---	---	---	---
(Contract Size: 100 Securities, Physical Delivery)																	
6.05	5.92	5.93	-0.50%	June 2024	6.01	6.01	5.92	5.96	5.96	---	---	---	6.64	---	44	974	2,997
				September 2024	5.99	6.00	5.91	5.95	5.95	---	---	---	6.50	---	37	1,100	1,274
				December 2024	---	---	---	---	6.02	---	---	---	---	---	---	---	---
				March 2025	---	---	---	---	6.05	---	---	---	---	---	---	---	---

Derivatives notes

Fixing prices and final open positions can be retrieved from the following path <http://www.helex.gr/el/web/guest/statistics-end-of-day-derivatives>

FTSE/Athex Large Cap

(Trade Unit: 1 Index Point x 2€ - Exercise Style: European, Cash Settlement)

Call Options															Put Options																			
June 2024								July 2024							Other Months		June 2024								July 2024							Other Months		Exercise Price
Open price	Price max	Price min	Last price	Closing price	Volume	Open Interest	Open price	Price max	Price min	Last price	Closing price	Volume	Open Interest	Volume	Open Interest	Open price	Price max	Price min	Last price	Closing price	Volume	Open Interest	Open price	Price max	Price min	Last price	Closing price	Volume	Open Interest	Volume	Open Interest			
2,450	0.00	0.00	0.00	-	958.00	-	-	-	-	-	-	-	-	-	-	0.00	0.00	0.00	-	0.02	-	-	-	-	-	-	-	-	-	-	-	2,450		
2,500	0.00	0.00	0.00	-	908.00	-	-	-	-	-	-	-	-	-	-	0.00	0.00	0.00	-	0.01	-	-	-	-	-	-	-	-	-	-	-	2,500		
2,550	0.00	0.00	0.00	-	858.00	-	-	-	-	-	-	-	-	-	-	0.00	0.00	0.00	-	0.01	-	-	-	-	-	-	-	-	-	-	-	2,550		
2,600	0.00	0.00	0.00	-	808.00	-	-	-	-	-	-	-	-	-	-	0.00	0.00	0.00	-	0.01	-	-	-	-	-	-	-	-	-	-	-	2,600		
2,650	0.00	0.00	0.00	-	758.00	-	-	-	-	-	-	-	-	-	-	0.00	0.00	0.00	-	0.01	-	-	-	-	-	-	-	-	-	-	-	2,650		
2,700	0.00	0.00	0.00	-	708.00	-	-	-	-	-	-	-	-	-	-	0.00	0.00	0.00	-	0.01	-	-	-	-	-	-	-	-	-	-	-	2,700		
2,750	0.00	0.00	0.00	-	658.00	-	-	-	-	-	-	-	-	-	-	0.00	0.00	0.00	-	0.01	-	-	-	-	-	-	-	-	-	-	-	2,750		
2,800	0.00	0.00	0.00	-	608.00	-	-	-	-	-	-	-	-	-	-	0.00	0.00	0.00	-	0.01	-	-	-	-	-	-	-	-	-	-	-	2,800		
2,850	0.00	0.00	0.00	-	558.00	-	-	-	-	-	-	-	-	-	-	0.00	0.00	0.00	-	0.01	-	-	-	-	-	-	-	-	-	-	-	2,850		
2,900	0.00	0.00	0.00	-	508.00	-	-	-	-	-	-	-	-	-	-	0.00	0.00	0.00	-	0.01	-	-	-	-	-	-	-	-	-	-	-	2,900		
2,950	0.00	0.00	0.00	-	458.00	-	-	-	-	-	-	-	-	-	-	0.00	0.00	0.00	-	0.01	-	-	-	-	-	-	-	-	-	-	-	2,950		
3,000	0.00	0.00	0.00	-	408.00	-	-	-	-	-	-	-	-	-	-	0.00	0.00	0.00	-	0.02	-	-	-	-	-	-	-	-	-	-	-	3,000		
3,050	0.00	0.00	0.00	-	358.00	-	-	-	-	-	-	-	-	-	-	0.00	0.00	0.00	-	0.01	-	-	-	-	-	-	-	-	-	-	-	3,050		
3,100	0.00	0.00	0.00	-	308.00	-	-	-	-	-	-	-	-	-	-	0.00	0.00	0.00	-	0.02	-	-	-	-	-	-	-	-	-	-	-	3,100		
3,150	0.00	0.00	0.00	-	258.00	-	-	0.00	0.00	0.00	-	231.00	-	-	-	0.00	0.00	0.00	-	0.04	-	-	0.00	0.00	0.00	-	14.00	-	-	-	3,150			
3,200	0.00	0.00	0.00	-	208.00	-	-	0.00	0.00	0.00	-	190.00	-	-	-	0.00	0.00	0.00	-	0.03	-	-	0.00	0.00	0.00	-	22.75	-	-	-	3,200			
3,250	0.00	0.00	0.00	-	159.00	-	-	0.00	0.00	0.00	-	153.00	-	-	-	0.00	0.00	0.00	-	0.29	-	-	0.00	0.00	0.00	-	35.25	-	-	-	3,250			
3,300	0.00	0.00	0.00	-	110.00	-	-	0.00	0.00	0.00	-	120.00	-	20	-	0.00	0.00	0.00	-	1.90	-	-	0.00	0.00	0.00	-	52.00	-	20	-	3,300			
3,350	0.00	0.00	0.00	-	66.50	-	-	107.00	107.00	107.00	107.00	107.00	20	20	-	8.00	0.00	8.00	8.00	8.00	8.00	1	58	0.00	0.00	0.00	-	73.50	-	40	-	3,350		
3,400	56.00	56.00	56.00	56.00	56.00	20	41	0.00	0.00	0.00	-	67.50	-	21	-	0.00	56.00	0.00	-	24.50	-	62	0.00	0.00	0.00	-	100.00	-	27	-	3,400			
3,450	0.00	0.00	0.00	-	12.75	-	52	0.00	0.00	0.00	-	48.50	-	60	-	0.00	0.00	0.00	-	54.00	-	143	114.00	114.00	114.00	114.00	114.00	20	20	-	3,450			
3,500	0.00	0.00	0.00	-	3.60	-	125	0.00	0.00	0.00	-	34.00	-	20	-	0.00	0.00	0.00	-	95.00	-	60	149.00	149.00	147.00	147.00	147.00	60	20	-	3,500			
3,550	0.00	0.00	0.00	-	0.75	-	92	0.00	0.00	0.00	-	23.00	-	80	-	0.00	0.00	0.00	-	142.00	-	70	0.00	0.00	0.00	-	205.00	-	20	-	3,550			
3,600	0.00	0.00	0.00	-	0.11	-	166	0.00	0.00	0.00	-	15.00	-	23	-	0.00	0.00	0.00	-	192.00	-	120	0.00	0.00	0.00	-	247.00	-	40	-	3,600			
3,650	0.00	0.00	0.00	-	0.01	-	20	0.00	0.00	0.00	-	9.50	-	20	-	0.00	0.00	0.00	-	241.00	-	80	0.00	0.00	0.00	-	291.00	-	-	-	3,650			
3,700	0.00	0.00	0.00	-	0.01	-	20	0.00	0.00	0.00	-	5.90	-	40	-	0.00	0.00	0.00	-	291.00	-	41	0.00	0.00	0.00	-	338.00	-	20	-	3,700			
3,750	0.00	0.00	0.00	-	0.01	-	-	0.00	0.00	0.00	-	3.50	-	20	-	0.00	0.00	0.00	-	341.00	-	-	0.00	0.00	0.00	-	385.00	-	-	-	3,750			
3,800	0.00	0.00	0.00	-	0.01	-	10	0.00	0.00	0.00	-	2.00	-	20	-	0.00	0.00	0.00	-	391.00	-	-	0.00	0.00	0.00	-	434.00	-	-	-	3,800			
3,850	0.00	0.00	0.00	-	0.01	-	35	0.00	0.00	0.00	-	1.10	-	-	-	0.00	0.00	0.00	-	441.00	-	-	0.00	0.00	0.00	-	483.00	-	-	-	3,850			
3,900	0.00	0.00	0.00	-	0.03	-	-	0.00	0.00	0.00	-	0.62	-	-	-	0.00	0.00	0.00	-	491.00	-	-	0.00	0.00	0.00	-	532.00	-	-	-	3,900			
Totals:						20	561					20	344	0	0							1	634				80	207	0	0				
Number of Trades:						1						1		0								1				4		0						

ALPHA SERVICES HOLD (CR)

(Contract Size: 100 Securities, Exercise Style: American, Physical Delivery)

Call Options														Put Options																				
Exercise Price	June 2024						July 2024						Other Months		June 2024						July 2024						Other Months		Exercise Price					
	Open price	Price max	Price min	Last price	Closing price	Volume	Open Interest	Open price	Price max	Price min	Last price	Closing price	Volume	Open Interest	Volume	Open Interest	Open price	Price max	Price min	Last price	Closing price	Volume	Open Interest	Open price	Price max	Price min	Last price	Closing price		Volume	Open Interest	Volume	Open Interest	
0.850	0.000	0.000	0.000	0.670	-	-										0.000	0.000	0.000	0.001	-	-											0.009		
0.900	0.000	0.000	0.000	0.620	-	-										0.000	0.000	0.000	0.002	-	-											0.009		
0.950	0.000	0.000	0.000	0.570	-	-										0.000	0.000	0.000	0.004	-	-											0.010		
1.000	0.000	0.000	0.000	0.520	-	-	0.000	0.000	0.000		0.522	-	-			0.000	0.000	0.000	0.001	-	-	0.000	0.000	0.000	0.001	-	-					0.010		
1.100	0.000	0.000	0.000	0.420	-	-	0.000	0.000	0.000		0.422	-	-			0.000	0.000	0.000	0.001	-	-	0.000	0.000	0.000	0.001	-	-					0.011		
1.200	0.000	0.000	0.000	0.320	-	-	0.000	0.000	0.000		0.323	-	-			0.000	0.000	0.000	0.001	-	-	0.000	0.000	0.000	0.001	-	-					0.012		
1.300	0.000	0.000	0.000	0.221	-	-	0.000	0.000	0.000		0.228	-	-			0.000	0.000	0.000	0.001	-	-	0.000	0.000	0.000	0.005	-	-					0.013		
1.400	0.000	0.000	0.000	0.126	-	-	0.000	0.000	0.000		0.144	-	-			0.000	0.000	0.000	0.006	-	-	0.000	0.000	0.000	0.021	-	-					0.014		
1.500	0.000	0.000	0.000	0.052	-	-	0.000	0.000	0.000		0.079	-	-			0.000	0.000	0.000	0.032	-	-	0.000	0.000	0.000	0.056	-	-					0.015		
1.600	0.000	0.000	0.000	0.014	-	-	0.000	0.000	0.000		0.037	-	-			0.000	0.000	0.000	0.094	-	-	0.000	0.000	0.000	0.115	-	-					0.016		
1.700	0.000	0.000	0.000	0.002	-	-	0.000	0.000	0.000		0.015	-	-			0.000	0.000	0.000	0.182	-	-	0.000	0.000	0.000	0.193	-	-					0.017		
1.800	0.000	0.000	0.000	0.003	-	-	0.000	0.000	0.000		0.005	-	-			0.000	0.000	0.000	0.280	-	-	0.000	0.000	0.000	0.283	-	-					0.018		
1.900	0.000	0.000	0.000	0.002	-	-	0.000	0.000	0.000		0.002	-	-			0.000	0.000	0.000	0.380	-	-	0.000	0.000	0.000	0.380	-	-					0.019		
2.000	0.000	0.000	0.000	0.001	-	-	0.000	0.000	0.000		0.001	-	-			0.000	0.000	0.000	0.480	-	-	0.000	0.000	0.000	0.480	-	-					0.020		
2.200	0.000	0.000	0.000	0.001	-	-	0.000	0.000	0.000		0.001	-	-			0.000	0.000	0.000	0.680	-	-	0.000	0.000	0.000	0.680	-	-					0.022		
2.400	0.000	0.000	0.000	0.001	-	-	0.000	0.000	0.000		0.001	-	-			0.000	0.000	0.000	0.880	-	-	0.000	0.000	0.000	0.880	-	-					0.024		
2.600	0.000	0.000	0.000	0.001	-	-	0.000	0.000	0.000		0.001	-	-			0.000	0.000	0.000	1.08	-	-	0.000	0.000	0.000	1.08	-	-					0.026		
Totals:						0	0							0	0							0	0							0	0			
Number of Trades:						0							0							0.00							0							0

NATIONAL BANK (CR)

(Contract Size: 100 Securities, Exercise Style: American, Physical Delivery)

Call Options														Put Options																		
June 2024							July 2024							Other Months		June 2024							July 2024							Other Months		Exercise Price
Open price	Price max	Price min	Last price	Closing price	Volume	Open Interest	Open price	Price max	Price min	Last price	Closing price	Volume	Open Interest	Volume	Open Interest	Open price	Price max	Price min	Last price	Closing price	Volume	Open Interest	Open price	Price max	Price min	Last price	Closing price	Volume	Open Interest	Volume	Open Interest	
3.400	0.000	0.000	0.000	4.45	-	-										0.000	0.000	0.000	0.001	-	-											0.034
3.600	0.000	0.000	0.000	4.25	-	-										0.000	0.000	0.000	0.001	-	-											0.036
3.800	0.000	0.000	0.000	4.05	-	-										0.000	0.000	0.000	0.001	-	-											0.038
4.000	0.000	0.000	0.000	3.85	-	-										0.000	0.000	0.000	0.001	-	-											0.040
4.400	0.000	0.000	0.000	3.45	-	-										0.000	0.000	0.000	0.001	-	-											0.044
4.800	0.000	0.000	0.000	3.05	-	-										0.000	0.000	0.000	0.001	-	-											0.048
5.200	0.000	0.000	0.000	2.65	-	-	0.000	0.000	0.000		2.66	-	-			0.000	0.000	0.000	0.001	-	-	0.000	0.000	0.000	0.001	-	-					0.052
5.600	0.000	0.000	0.000	2.25	-	-	0.000	0.000	0.000		2.26	-	-			0.000	0.000	0.000	0.001	-	-	0.000	0.000	0.000	0.001	-	-					0.056
6.000	0.000	0.000	0.000	1.85	-	-	0.000	0.000	0.000		1.86	-	-			0.000	0.000	0.000	0.001	-	-	0.000	0.000	0.000	0.001	-	-					0.060
6.400	0.000	0.000	0.000	1.45	-	-	0.000	0.000	0.000		1.46	-	-			0.000	0.000	0.000	0.002	-	-	0.000	0.000	0.000	0.002	-	-					0.064
6.800	0.000	0.000	0.000	1.05	-	-	0.000	0.000	0.000		1.08	-	-			0.000	0.000	0.000	0.001	-	-	0.000	0.000	0.000	0.013	-	-					0.068
7.200	0.000	0.000	0.000	0.652	-	-	0.000	0.000	0.000		0.718	-	-			0.000	0.000	0.000	0.002	-	-	0.000	0.000	0.000	0.055	-	-					0.072
7.600	0.000	0.000	0.000	0.272	-	30	0.000	0.000	0.000		0.423	-	-			0.000	0.000	0.000	0.020	-	324	0.000	0.000	0.000	0.160	-	-					0.076
8.000	0.000	0.000	0.000	0.043	-	-	0.000	0.000	0.000		0.216	-	-			0.000	0.000	0.000	0.192	-	-	0.000	0.000	0.000	0.353	-	-					0.080
8.400	0.000	0.000	0.000	0.002	-	-	0.000	0.000	0.000		0.094	-	-			0.000	0.000	0.000	0.551	-	10	0.000	0.000	0.000	0.632	-	-					0.084
8.800	0.000	0.000	0.000	0.002	-	-	0.000	0.000	0.000		0.035	-	-			0.000	0.000	0.000	0.950	-	-	0.000	0.000	0.000	0.975	-	-					0.088
9.200	0.000	0.000	0.000	0.001	-	-	0.000	0.000	0.000		0.011	-	-			0.000	0.000	0.000	1.35	-	-	0.000	0.000	0.000	1.35	-	-					0.092
9.600	0.000	0.000	0.000	0.001	-	-	0.000	0.000	0.000		0.003	-	-			0.000	0.000	0.000	1.75	-	-	0.000	0.000	0.000	1.75	-	-					0.096
10.000	0.000	0.000	0.000	0.001	-	-	0.000	0.000	0.000		0.001	-	-			0.000	0.000	0.000	2.15	-	-	0.000	0.000	0.000	2.15	-	-					0.100
11.000	0.000	0.000	0.000	0.001	-	-	0.000	0.000	0.000		0.001	-	-			0.000	0.000	0.000	3.15	-	-	0.000	0.000	0.000	3.15	-	-					0.110
Totals:					0	30					0	0	0	0	0					0	334					0	0	0	0	0		
Number of Trades:					0						0	0	0	0						0.00						0		0				

OPAP (CR)

(Contract Size: 100 Securities, Exercise Style: American, Physical Delivery)

Exercise Price	Call Options													Put Options																			
	June 2024						July 2024						Other Months		June 2024						July 2024						Other Months		Exercise Price				
	Open price	Price max	Price min	Last price	Closing price	Volume	Open Interest	Open price	Price max	Price min	Last price	Closing price	Volume	Open Interest	Volume	Open Interest	Open price	Price max	Price min	Last price	Closing price	Volume	Open Interest	Open price	Price max	Price min	Last price	Closing price		Volume	Open Interest	Volume	Open Interest
9.600	0.000	0.000	0.000		5.20	-	-										0.000	0.000	0.000		0.001	-	-										
10.000	0.000	0.000	0.000		4.80	-	-	0.000	0.000	0.000		4.82	-	-			0.000	0.000	0.000		0.001	-	-	0.000	0.000	0.000		0.001	-	-			0.100
11.000	0.000	0.000	0.000		3.80	-	-	0.000	0.000	0.000		3.82	-	-			0.000	0.000	0.000		0.001	-	-	0.000	0.000	0.000		0.001	-	-			0.110
12.000	0.000	0.000	0.000		2.80	-	-	0.000	0.000	0.000		2.82	-	-			0.000	0.000	0.000		0.001	-	-	0.000	0.000	0.000		0.001	-	-			0.120
13.000	0.000	0.000	0.000		1.80	-	-	0.000	0.000	0.000		1.83	-	-			0.000	0.000	0.000		0.002	-	-	0.000	0.000	0.000		0.009	-	-			0.130
14.000	0.000	0.000	0.000		0.805	-	-	0.000	0.000	0.000		0.933	-	-			0.000	0.000	0.000		0.002	-	-	0.000	0.000	0.000		0.109	-	-			0.140
15.000	0.000	0.000	0.000		0.078	-	-	0.000	0.000	0.000		0.324	-	-			0.000	0.000	0.000		0.275	-	20	0.000	0.000	0.000		0.500	-	-			0.150
16.000	0.000	0.000	0.000		0.003	-	-	0.000	0.000	0.000		0.068	-	-			0.000	0.000	0.000		1.20	-	-	0.000	0.000	0.000		1.25	-	-			0.160
17.000	0.000	0.000	0.000		0.001	-	33	0.000	0.000	0.000		0.008	-	-			0.000	0.000	0.000		2.20	-	-	0.000	0.000	0.000		2.20	-	-			0.170
18.000	0.000	0.000	0.000		0.001	-	-	0.000	0.000	0.000		0.001	-	-			0.000	0.000	0.000		3.20	-	-	0.000	0.000	0.000		3.20	-	-			0.180
19.000	0.000	0.000	0.000		0.001	-	-	0.000	0.000	0.000		0.001	-	-			0.000	0.000	0.000		4.20	-	-	0.000	0.000	0.000		4.20	-	-			0.190
20.000	0.000	0.000	0.000		0.001	-	-	0.000	0.000	0.000		0.001	-	-			0.000	0.000	0.000		5.20	-	-	0.000	0.000	0.000		5.20	-	-			0.200
22.000	0.000	0.000	0.000		0.001	-	-	0.000	0.000	0.000		0.001	-	-			0.000	0.000	0.000		7.20	-	-	0.000	0.000	0.000		7.20	-	-			0.220
24.000	0.000	0.000	0.000		0.001	-	-	0.000	0.000	0.000		0.001	-	-			0.000	0.000	0.000		9.20	-	-	0.000	0.000	0.000		9.20	-	-			0.240
Totals:						0	33						0	0	0	0						0	20						0	11	0	0	
Number of Trades:							0						0	0	0	0						0.00							0	0			



OTE (CR)

(Contract Size: 100 Securities, Exercise Style: American, Physical Delivery)

Exercise Price	Call Options													Put Options																				
	June 2024						July 2024						Other Months		June 2024						July 2024						Other Months		Exercise Price					
	Open price	Price max	Price min	Last price	Closing price	Volume	Open Interest	Open price	Price max	Price min	Last price	Closing price	Volume	Open Interest	Volume	Open Interest	Open price	Price max	Price min	Last price	Closing price	Volume	Open Interest	Open price	Price max	Price min	Last price	Closing price		Volume	Open Interest	Volume	Open Interest	
9.200	0.000	0.000	0.000	4.29	-	-	0.000	0.000	0.000	4.31	-	-				0.000	0.000	0.000	0.001	-	-				0.000	0.000	0.000	0.001		-	-			
9.600	0.000	0.000	0.000	3.89	-	-	0.000	0.000	0.000	3.91	-	-				0.000	0.000	0.000	0.001	-	-				0.000	0.000	0.000	0.001	-	-				0.096
10.000	0.000	0.000	0.000	3.49	-	-	0.000	0.000	0.000	3.51	-	-				0.000	0.000	0.000	0.001	-	-				0.000	0.000	0.000	0.001	-	-				0.100
11.000	0.000	0.000	0.000	2.49	-	-	0.000	0.000	0.000	2.51	-	-				0.000	0.000	0.000	0.001	-	-				0.000	0.000	0.000	0.004	-	-				0.110
12.000	0.000	0.000	0.000	1.49	-	-	0.000	0.000	0.000	1.56	-	-				0.000	0.000	0.000	0.001	-	-				0.000	0.000	0.000	0.054	-	-				0.120
13.000	0.000	0.000	0.000	0.518	-	-	0.000	0.000	0.000	0.784	-	-				0.000	0.000	0.000	0.025	-	-				0.000	0.000	0.000	0.272	-	-				0.130
14.000	0.000	0.000	0.000	0.027	-	-	0.000	0.000	0.000	0.298	-	-				0.000	0.000	0.000	0.534	-	5				0.000	0.000	0.000	0.786	-	-				0.140
15.000	0.000	0.000	0.000	0.002	-	-	0.000	0.000	0.000	0.081	-	3				0.000	0.000	0.000	1.51	-	-				0.000	0.000	0.000	1.57	-	-				0.150
16.000	0.000	0.000	0.000	0.001	-	-	0.000	0.000	0.000	0.017	-	-				0.000	0.000	0.000	2.51	-	-				0.000	0.000	0.000	2.51	-	-				0.160
17.000	0.000	0.000	0.000	0.002	-	-	0.000	0.000	0.000	0.002	-	-				0.000	0.000	0.000	3.51	-	-				0.000	0.000	0.000	3.51	-	-				0.170
18.000	0.000	0.000	0.000	0.002	-	-	0.000	0.000	0.000	0.001	-	-				0.000	0.000	0.000	4.51	-	-				0.000	0.000	0.000	4.51	-	-				0.180
19.000	0.000	0.000	0.000	0.001	-	-	0.000	0.000	0.000	0.001	-	-				0.000	0.000	0.000	5.51	-	-				0.000	0.000	0.000	5.51	-	-				0.190
20.000	0.000	0.000	0.000	0.001	-	-					-	-				0.000	0.000	0.000	6.51	-	-								-	-				0.200
22.000	0.000	0.000	0.000	0.001	-	-					-	-				0.000	0.000	0.000	8.51	-	-								-	-				0.220
Totals:						0	0						0	3	0	0							0	5							0	10	0	0
Number of Trades:						0							0		0								0.00						0		0			

PIRAEUS FINANCIAL HOLD (CR)

(Contract Size: 100 Securities, Exercise Style: American, Physical Delivery)

Call Options														Put Options																		
June 2024							July 2024							Other Months		June 2024							July 2024							Other Months		Exercise Price
Open price	Price max	Price min	Last price	Closing price	Volume	Open Interest	Open price	Price max	Price min	Last price	Closing price	Volume	Open Interest	Volume	Open Interest	Open price	Price max	Price min	Last price	Closing price	Volume	Open Interest	Open price	Price max	Price min	Last price	Closing price	Volume	Open Interest	Volume	Open Interest	
1.800	0.000	0.000	0.000	1.72	-	-										0.000	0.000	0.000	0.001	-	-											0.018
1.900	0.000	0.000	0.000	1.62	-	-										0.000	0.000	0.000	0.001	-	-											0.019
2.000	0.000	0.000	0.000	1.52	-	-										0.000	0.000	0.000	0.001	-	-											0.020
2.200	0.000	0.000	0.000	1.32	-	-										0.000	0.000	0.000	0.001	-	-											0.022
2.400	0.000	0.000	0.000	1.12	-	-										0.000	0.000	0.000	0.001	-	-											0.024
2.600	0.000	0.000	0.000	0.921	-	-	0.000	0.000	0.000		0.925	-	-			0.000	0.000	0.000	0.001	-	-	0.000	0.000	0.000	0.001	-	-					0.026
2.800	0.000	0.000	0.000	0.721	-	-	0.000	0.000	0.000		0.726	-	-			0.000	0.000	0.000	0.001	-	-	0.000	0.000	0.000	0.001	-	-					0.028
3.000	0.000	0.000	0.000	0.521	-	-	0.000	0.000	0.000		0.530	-	-			0.000	0.000	0.000	0.001	-	-	0.000	0.000	0.000	0.005	-	-					0.030
3.200	0.000	0.000	0.000	0.321	-	-	0.000	0.000	0.000		0.350	-	-			0.000	0.000	0.000	0.001	-	-	0.000	0.000	0.000	0.024	-	-					0.032
3.400	0.000	0.000	0.000	0.134	-	-	0.000	0.000	0.000		0.201	-	-			0.000	0.000	0.000	0.013	-	-	0.000	0.000	0.000	0.076	-	-					0.034
3.600	0.000	0.000	0.000	0.023	-	-	0.000	0.000	0.000		0.098	-	-			0.000	0.000	0.000	0.103	-	-	0.000	0.000	0.000	0.173	-	-					0.036
3.800	0.000	0.000	0.000	0.001	-	-	0.000	0.000	0.000		0.040	-	-			0.000	0.000	0.000	0.281	-	-	0.000	0.000	0.000	0.315	-	-					0.038
4.000	0.000	0.000	0.000	0.001	-	-	0.000	0.000	0.000		0.014	-	-			0.000	0.000	0.000	0.480	-	-	0.000	0.000	0.000	0.489	-	-					0.040
4.400	0.000	0.000	0.000	0.001	-	-	0.000	0.000	0.000		0.001	-	-			0.000	0.000	0.000	0.880	-	-	0.000	0.000	0.000	0.880	-	-					0.044
4.800	0.000	0.000	0.000	0.001	-	-	0.000	0.000	0.000		0.001	-	-			0.000	0.000	0.000	1.28	-	-	0.000	0.000	0.000	1.28	-	-					0.048
5.200	0.000	0.000	0.000	0.001	-	-	0.000	0.000	0.000		0.001	-	-			0.000	0.000	0.000	1.68	-	-	0.000	0.000	0.000	1.68	-	-					0.052
5.600	0.000	0.000	0.000	0.001	-	-	0.000	0.000	0.000		0.001	-	-			0.000	0.000	0.000	2.08	-	-	0.000	0.000	0.000	2.08	-	-					0.056
6.000	0.000	0.000	0.000	0.001	-	-	0.000	0.000	0.000		0.001	-	-			0.000	0.000	0.000	2.48	-	-	0.000	0.000	0.000	2.48	-	-					0.060
6.400	0.000	0.000	0.000	0.001	-	-										0.000	0.000	0.000	2.88	-	-											0.064
Totals:					0	0					0	0	0	0		0	0				0	0					0	0	0	0		
Number of Trades:					0						0		0			0.00						0					0					

PPC (CR)

(Contract Size: 100 Securities, Exercise Style: American, Physical Delivery)

Call Options														Put Options																				
June 2024							July 2024							Other Months		June 2024							July 2024							Other Months		Exercise Price		
Open price	Price max	Price min	Last price	Closing price	Volume	Open Interest	Open price	Price max	Price min	Last price	Closing price	Volume	Open Interest	Volume	Open Interest	Open price	Price max	Price min	Last price	Closing price	Volume	Open Interest	Open price	Price max	Price min	Last price	Closing price	Volume	Open Interest	Volume	Open Interest			
6.800	0.000	0.000	0.000	3.83	-	-										0.000	0.000	0.000	0.001	-	-											0.068		
7.200	0.000	0.000	0.000	3.43	-	-										0.000	0.000	0.000	0.001	-	-											0.072		
7.600	0.000	0.000	0.000	3.03	-	-										0.000	0.000	0.000	0.001	-	-											0.076		
8.000	0.000	0.000	0.000	2.63	-	-										0.000	0.000	0.000	0.001	-	-											0.080		
8.400	0.000	0.000	0.000	2.23	-	-	0.000	0.000	0.000		2.25	-	-			0.000	0.000	0.000	0.001	-	-	0.000	0.000	0.000		0.001	-	-				0.084		
8.800	0.000	0.000	0.000	1.83	-	-	0.000	0.000	0.000		1.85	-	-			0.000	0.000	0.000	0.001	-	-	0.000	0.000	0.000		0.005	-	-				0.088		
9.200	0.000	0.000	0.000	1.43	-	-	0.000	0.000	0.000		1.47	-	-			0.000	0.000	0.000	0.001	-	-	0.000	0.000	0.000		0.019	-	-				0.092		
9.600	0.000	0.000	0.000	1.03	-	-	0.000	0.000	0.000		1.10	-	-			0.000	0.000	0.000	0.004	-	-	0.000	0.000	0.000		0.055	-	-				0.096		
10.000	0.000	0.000	0.000	0.640	-	-	0.000	0.000	0.000		0.781	-	5			0.000	0.000	0.000	0.008	-	-	0.000	0.000	0.000		0.134	-	-				0.100		
11.000	0.000	0.000	0.000	0.040	-	5	0.000	0.000	0.000		0.239	-	26			0.000	0.000	0.000	0.408	-	-	0.000	0.000	0.000		0.591	-	-				0.110		
12.000	0.000	0.000	0.000	0.001	-	29	0.000	0.000	0.000		0.043	-	60			0.000	0.000	0.000	1.37	-	-	0.000	0.000	0.000		1.40	-	-				0.120		
13.000	0.000	0.000	0.000	0.001	-	3	0.000	0.000	0.000		0.005	-	10			0.000	0.000	0.000	2.37	-	-	0.000	0.000	0.000		2.37	-	-				0.130		
14.000	0.000	0.000	0.000	0.001	-	-	0.000	0.000	0.000		0.001	-	-			0.000	0.000	0.000	3.37	-	-	0.000	0.000	0.000		3.37	-	-				0.140		
15.000	0.000	0.000	0.000	0.001	-	-	0.000	0.000	0.000		0.001	-	-			0.000	0.000	0.000	4.37	-	-	0.000	0.000	0.000		4.37	-	-				0.150		
16.000	0.000	0.000	0.000	0.001	-	-	0.000	0.000	0.000		0.001	-	-			0.000	0.000	0.000	5.37	-	-	0.000	0.000	0.000		5.37	-	-				0.160		
17.000	0.000	0.000	0.000	0.001	-	-	0.000	0.000	0.000		0.001	-	-			0.000	0.000	0.000	6.37	-	-	0.000	0.000	0.000		6.37	-	-				0.170		
18.000	0.000	0.000	0.000	0.001	-	-										0.000	0.000	0.000	7.37	-	-											0.180		
Totals:					0	37					0	101	0	0							0	0									0	10	0	0
Number of Trades:					0						0		0								0.00									0		0		

Lending Products	Underlying Title	Open Interest[5]	Multilateral Transactions[1]				Bilateral Transactions[2]		Stock Borrowing through OTC (volume)[3]	
			Volume(Offered)	Average Weighted	Transactions volume	Average Weighted	Transactions Volume	Average Weighted	Transactions Volume	
ADMIEBOR	ADMIE (IPTO) HOLDING S.A. (CR)	1,000	---	---	---	---	---	---	202,364	
AEGNBOR	AEGEAN AIRLINES (CR)	7,011	---	---	---	---	---	---	305,429	
AETFBOR	ALPHA ETF FTSE Athex Large Cap	---	---	---	---	---	---	---	---	
ALPHABOR	ALPHA SERVICES HOLD (CR)	---	---	---	---	---	---	---	60,810,684	
ALMYBOR	ALUMIL (CR)	---	---	---	---	---	---	---	---	
AIABOR	ATHENS INTL AIRPORT (CR)	4,895	---	---	---	---	---	---	152,400	
ACAGBOR	AUSTRIACARD (CB)	---	---	---	---	---	---	---	---	
OTOELBOR	AUTOHELLAS SA (CR)	2,589	---	---	---	---	---	---	78,789	
AVAXBOR	AVAX S.A. (CR)	---	---	---	---	---	---	---	20,295	
EEEBOR	CC HBC AG (CR)	5,151	---	---	---	---	---	---	77,221	
CENERBOR	CENERGY HOLDINGS (CB)	---	---	---	---	---	---	---	47,213	
DIMANDBOR	DIMAND (CR)	---	---	---	---	---	---	---	86,800	
ELLAKTORBOR	ELLAKTOR (CR)	2,681	---	---	---	---	---	---	37,365	
ELHABOR	ELVALHALCOR (CR)	3,134	---	---	---	---	---	---	76,987	
EPSILBOR	EPSILON NET (CR)	---	---	---	---	---	---	---	8,700	
EUROBBOR	EUROBANK HOLDINGS (CR)	365,990	---	---	---	---	---	---	52,459,186	
EYDAPBOR	EYDAP S.A. (CR)	845	---	---	---	---	---	---	222,766	
FOYRKBOR	FOURLIS (CR)	230	---	---	---	---	---	---	43,297	
GEKTERNABOR	GEK TERNA (CR)	---	---	---	---	---	---	---	3,698	
SARBOR	GR. SARANTIS S.A. (CR)	2,751	---	---	---	---	---	---	16,411	
EXAEBOR	HELLENIC EXCHANGES-A.S.E. (CR)	---	---	---	---	---	---	---	152,047	
ELPEBOR	HELLENIQ ENERGY (CR)	---	---	---	---	---	---	---	574,842	
INTEKBOR	IDEAL HOLDINGS (CR)	---	---	---	---	---	---	---	3,350	
INTRKBOR	INTRACOM HOLDINGS (CR)	---	---	---	---	---	---	---	20,000	
INKATBOR	INTRAKAT (CR)	---	---	---	---	---	---	---	467,184	
INLOTBOR	INTRALOT (CR)	---	---	---	---	---	---	---	988,769	
BELABOR	JUMBO SA (CR)	41,979	---	---	---	---	---	---	195,735	
KRIBOR	KRI-KRI S.A. (CR)	---	---	---	---	---	---	---	140	
LAMDABOR	LAMDA DEVELOPMENT SA (CR)	2,870	---	---	---	11,500	0.01%	---	239,508	
LAVIBOR	LAVIPHARM SA (CR)	---	---	---	---	---	---	---	---	
MIGBOR	MIG (CR)	1,992	---	---	---	---	---	---	40,179	

## Stock Lending Notes

[1] - Multilateral contracts Lending or Borrowing as per Methods 8-1, 8-2 and 8-3-3 (According to ATHEX BoD Resolution No.17)

[2] - Bilateral Contracts Lending or Borrowing as per Methods 8-3-1 and 8-3-2 & Contracts as per Method 4 (According to ATHEX BoD Resolution No.20)

[3] - The information concerning OTC Stock Borrowing Transactions is based on the statements of the Dematerialised Securities System (DSS) operators involved and refers to volumes that have been registered up until the previous working day.

[4] - Average Price (Volume weighted)

[5] - The Data concerning Open Interest before the start of trading session

Lending Products	Underlying Title	Multilateral Transactions[1]				Bilateral Transactions[2]		Stock Borrowing through OTC (volume)[3]	
		Open Interest[5]	Volume(Offered)	Average Weighted	Transactions volume	Average Weighted	Transactions Volume	Average Weighted	Transactions Volume
MOHBOR	MOTOR OIL (CR)	20,241	---	---	1,700	4.75%	---	---	405,480
MYTILBOR	MYTILINEOS (CR)	15,859	---	---	5,459	4.85%	---	---	203,113
ETEBOR	NATIONAL BANK (CR)	53,000	---	---	---	---	---	---	10,970,203
OPAPBOR	OPAP (CR)	13,216	---	---	---	---	---	---	1,873,664
OPTIMABOR	OPTIMA BANK (CR)	22,701	---	---	---	---	---	---	75,000
HTOBOR	OTE (CR)	---	---	---	---	---	---	---	1,718,882
PPABOR	P.P.A. S.A. (CR)	5,200	---	---	---	---	---	---	67,438
TPEIRBOR	PIRAEUS FINANCIAL HOLD (CR)	5,512	---	---	---	---	---	---	9,122,769
PPCBOR	PPC (CR)	2,000	---	---	---	---	---	---	2,792,806
PREMABOR	PREMIA (CR)	---	---	---	---	---	---	---	---
PROFBOR	PROFILE SA (CR)	---	---	---	---	---	---	---	5,000
QUESTBOR	QUEST HOLDINGS (CR)	719	---	---	---	---	---	---	11,331
OLYMPBOR	TECHNICAL OLYMPIC SA (CR)	---	---	---	---	---	---	---	---
TENERGYBOR	TERNA ENERGY (CR)	---	---	---	---	---	---	---	379,008
EYAPSBOR	THESSALONIKA WATER & SEWERAGE	---	---	---	---	---	---	---	---
PLATBOR	THRACE PLASTICS SA (CR)	---	---	---	---	---	---	---	1,596
TITCBOR	TITAN CEMENT (CB)	1,537	---	---	---	---	---	---	227,712
VIOBOR	VIOHALCO SAINV (CB)	5,900	---	---	---	---	---	---	---

## Stock Lending Notes

[1] - Multilateral contracts Lending or Borrowing as per Methods 8-1, 8-2 and 8-3-3 (According to ATHEX BoD Resolution No.17)

[2] - Bilateral Contracts Lending or Borrowing as per Methods 8-3-1 and 8-3-2 & Contracts as per Method 4 (According to ATHEX BoD Resolution No.20)

[3] - The information concerning OTC Stock Borrowing Transactions is based on the statements of the Dematerialised Securities System (DSS) operators involved and refers to volumes that have been registered up until the previous working day.

[4] - Average Price (Volume weighted)

[5] - The Data concerning Open Interest before the start of trading session

## Sectors codification for listed companies

12003-	ETF	10101010	Computer Services
10101015	Software	10102030	Computer Hardware
15101010	Telecommunications Equipment	15102015	Telecommunications Services
20101010	Health Care Facilities	20101025	Health Care Services
20102010	Medical Equipment	20103015	Pharmaceuticals
30101010	Banks	30202000	Diversified Financial Services
30202010	Asset Managers & Custodians	30202015	Investment Services
30204000	Closed End Investments	30302010	Full Line Insurance
30302015	Insurance Brokers	30302025	Property and Casualty Insurance
35101010	Real Estate Holding and Development	35101015	Real Estate Services
35102000	Diversified REITs	35102030	Office REITs
35102045	Retail REITs.	40201040	Rental & Leasing Services: Consumer
40202010	Home Construction	40202015	Household Furnishings
40202020	Household Appliance	40203040	Electronic Entertainment
40204020	Clothing & Accessories	40301010	Entertainment
40301030	Publishing	40301035	Radio & TV Broadcasters
40401010	Diversified Retailers	40401020	Apparel Retailers
40401025	Home Improvement Retailers	40401030	Specialty Retailers
40501010	Airlines	40501015	Travel & Tourism
40501020	Casinos & Gambling	40501025	Hotels & Motels
45101015	Distillers & Vintners	45101020	Soft Drinks
45102010	Farming Fishing Ranching & Plantations	45102020	Food Products
45103010	Tobacco	45201010	Food Retailers & Wholesalers
45201020	Personal Products	50101010	Construction
50101020	Building Roof/Wallboard and Plumbing	50101030	Cement
50101035	Building Materials: Other	50202010	Electrical Components
50203015	Plastics	50203030	Containers & Packaging
50204000	Machinery: Industrial	50204020	Machinery: Construction & Handling
50205010	Industrial Suppliers	50205020	Back Office Support HR & Consulting
50205030	Forms & Bulk Printing Services	50206015	Commercial Vehicles & Parts
50206030	Marine Transportation	50206060	Transportation Services
55101000	Diversified Materials	55101020	Textile Products
55102000	General Mining	55102010	Iron & Steel
55102015	Metal Fabricating	55102035	Aluminum
60101020	Oil Refining and Marketing	65101010	Alternative Electricity
65101015	Conventional Electricity	65102000	Multi-Utilities
65102030	Water		



**ATHEX**  
Athens Stock Exchange

Λεωφ. Αθηνών 110 104 42 Αθήνα  
110, Athinon Ave. GR 104 42 Athens  
tel. (+30)210-33.66.800, fax (+30)210-33.66.101  
[www.athexgroup.gr](http://www.athexgroup.gr)