

24

Ημερήσιο Δελτίο  
Συναλλακτικής Δραστηριότητας

Daily Official List  
of Trading Activity

Monday, 17 June, 2024

Year: 145 Trading Day No: 112



**ATHEXGROUP**  
Athens Exchange Group

**Disclaimer:**

Hellenic Exchanges-Athens Stock Exchange S.A endeavours to ensure that the data and other material ("Information") presented on the Daily Official List are accurate and complete, but it is not liable for any errors or omissions of data or /and for the accuracy, credibility, updating and completeness of the aforesaid information nor it has any liability arising directly or indirectly from the use of the above Information.

The Company is not liable for the accuracy of the data included in listed companies' announcements. Only the sender of such an announcement is fully and solely liable for any infringement of third party's rights from the content of such announcement. All contents of the Daily Official List are provided only for information purposes and do not constitute investment advice or solicitation to invest in securities or other products listed for trading on the Exchange.

You acknowledge and agree that the Company is the owner of any property rights related to any Information appearing on the Daily Official List including intellectual property rights copyright, trademarks, etc.

The above data are a property of the Hellenic Exchanges-Athens Exchange and are copyright protected. Users are forbidden to reproduce, modify, copy, sale, transmit or redistribute, by all reproduction means and methods, part or the whole of the above data, without reference to their source.

The commercial exploitation of these data is, also, forbidden by third parties. Hellenic Exchanges-Athens Exchange does not carry any responsibility, direct or indirect, derived from usage or accidental alteration of the above data when used by third parties.

---

**Hellenic Exchanges – Athens Stock Exchange S.A.**

110 Athinon Ave., 10442 Athens, Tel: (210) 33.66.800, Fax: (210) 32.13.938

[www.athexgroup.gr](http://www.athexgroup.gr)

---

**Thessalonica Stock Exchange Center (T.S.E.C)**

16-18 Katouni Str., Thessalonica 546 25 Tel: (2310) 567.667, Fax: (2310) 530.545

---

**Athex Members Guarantee Fund**

14-16 Fidiou Str., Athens 106 78, Tel: (210) 33.04.682, Fax: (210) 33.04.155

---

**Hellenic Republic Capital Market Commission**

1 Kolokotroni Str. & 1 Stadiou Str., Athens 10562 Tel: (210) 33.77.100 Fax: (210) 33.77.173

---

**Table of Contents**

---

**Section 1: Statistical Figures of Securities, Derivatives and Lending**

Summary of Markets

Athex Indices

Analytic Figures for Athex Market's Boards and Categories

Trading Details by Athex Sectors and Financial Instruments (ETFs)

Top 10 best &amp; worst performing Shares

Derivatives Summary

**Section 2: Analytic Figures of Shares Transactions**

Analytic Figures of Shares Transactions

Shares' Notes

**Section 3: Figures of Securities Transactions**

Securities Blocks Details

Shares Rights Details

Stock Borrowing

Forced Sales Details

Forced Sales Registered Shares

Exchange Traded Funds (ETFs) Characteristics

**Section 5: Bonds traded in Fixed Income Assets Market**

Convertible Corporate Bonds - Regulated Market

Non Convertible Corporate Bonds - Regulated Market

Government Bonds

Treasury Bills &amp; Zero Coupon Government Bonds

Government Bonds Traded with the Open Outcry Method

State Banks Bonds

**Section 6: Additional Infos**

Athex &amp; ATHEXClear Members List

List of Stocks under Market Making operations

**Section 7: Derivatives Market Analytic Figures**

Index Futures

Stock Futures

Index Options

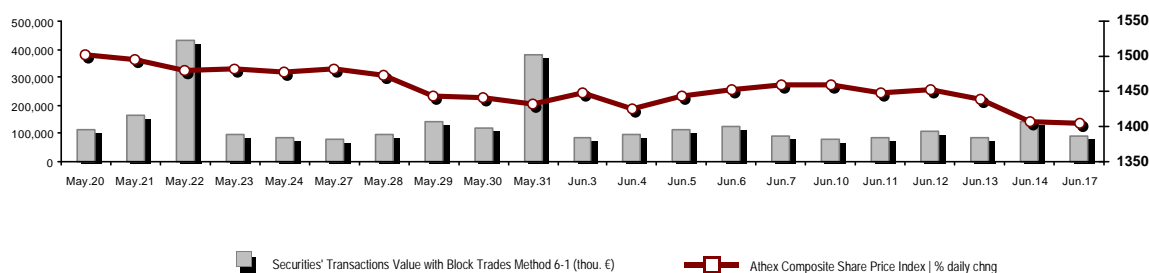
Stock Options

Stock Lending Analytic Figures

**Appendix A: Sectors codification for listed companies**

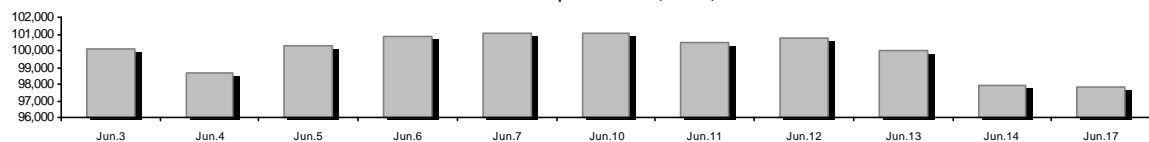
## Summary of Markets

Athex Composite Share Price Index vs Shares and Derivatives Transactions Value

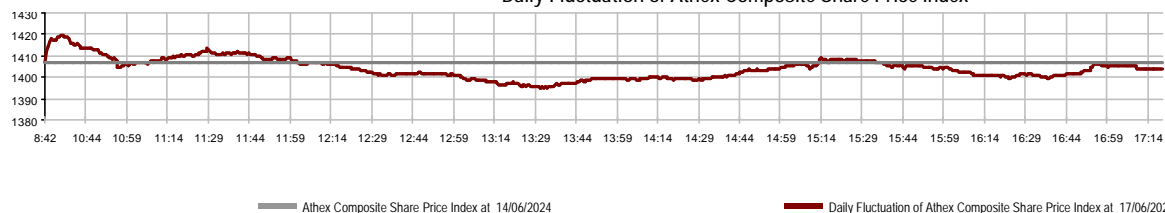


Athex Capitalisation (mill. €)**:	97,827.13	Derivatives Total Open Interest	534,392
Daily change: mill. €   %	-101.29 -0.10%	in Index Futures   % daily chng	5,560 5.00%
Yearly Avg Capitalisation: mill. €   % chng prev year Avg	96,897.34 20.54%	in Stock Futures   % daily chng	526,575 -0.30%
Athex Composite Share Price Index   % daily chng	1,404.11 -0.20%	in Index Options   % daily chng	1,668 7.34%
Athex Composite Share Price Index Capitalisation (mill. €)	88,385.94	in Stock Options   % daily chng	589 -0.84%
Daily change (mill. €)	-76.45		
Securities' Transactions Value with Block Trades Method 6-1 (t)	93,303.42	Derivatives Contracts Volume:	157,001
Daily change: %	-47,326.34 -33.65%	Daily change: pieces   %	41,124 35.49%
YtD Avg Trans. Value: thou. €   % chng prev year Avg	140,510.98 28.24%	YtD Avg Derivatives Contracts % chng prev year Avg	37,246 -15.28%
Blocks Transactions Value of Method 6-1 (thou. €)	3,004.86	Derivatives Trades Number:	3,875
Blocks Transactions Value of Method 6-2 & 6-3 (thou. €)	2.17	Daily change: number   %	-195 -4.79%
Bonds Transactions Value (thou.€)	1,634.03	YtD Avg Trades number % chng prev year Avg	2,012 -13.69%
Securities' Transactions Volume with Block Trades Method 6-1 (tho)	24,446.61	Lending Total Open Interest	319,319
Daily change: thou. pieces   %	-11,646.64 -32.27%	Daily change: pieces   %	-46,759 -12.77%
YtD Avg Volume: % chng prev year Avg	31,212.02 -7.16%	Lending Volume (Multilateral/Bilateral)	338,972
Blocks Transactions Volume of Method 6-1 (thou. Pieces)	249.78	Daily change: pieces   %	320,375
Blocks Transactions Volume of Method 6-2 & 6-3 (thou. Pieces)	1.00	Multilateral Lending	274,172
Bonds Transactions Volume	1,720,000	Bilateral Lending	64,800
Securities' Trades Number with Block Trades Method 6-1	37,155	Lending Trades Number:	37
Daily change: number   %	-14,889 -28.61%	Daily change: %	28
YtD Avg Trades number % chng prev year Avg	40,558 11.97%	Multilateral Lending Trades Number	33
Number of Blocks Method 6-1	5	Bilateral Lending Trades Number	4
Number of Blocks Method 6-2 & 6-3	1		
Number of Bonds Transactions	253		

Athex Capitalisation (mill. €)\*\*



Daily Fluctuation of Athex Composite Share Price Index



## Athex Indices

Index name	17/06/2024	14/06/2024	pts.	%	Min	Max	Year min	Year max	Year change
Athex Composite Share Price Index	1,404.11 €	1,406.91	-2.80	-0.20%	1,395.06	1,419.49	1,293.14	1,505.35	8.58% #
Athex Composite Index Total Return Index	2,581.73 €	2,586.87	-5.14	-0.20%	2,565.08	2,610.01	2,355.44	2,756.70	9.61% #
Athex ESG Index	1,600.88 €	1,603.44	-2.56	-0.16%	1,588.87	1,618.80	1,471.77	1,722.97	8.77% #
ATHEX Alternative Market Price Index	13,587.87 €	13,721.45	-133.58	-0.97%	13,377.97	13,853.11	9,352.11	15,217.49	45.29% #
FTSE/Athex Large Cap	3,405.71 €	3,411.35	-5.64	-0.17%	3,380.68	3,444.84	3,122.79	3,665.50	9.06% #
FTSE/Athex Mid Cap Index	2,251.94 €	2,252.25	-0.31	-0.01%	2,220.27	2,269.60	2,167.92	2,459.55	0.05% #
FTSE/ATHEX High Dividend Yield Index	3,898.61 €	3,909.10	-10.49	-0.27%	3,885.29	3,952.09	3,752.57	4,217.66	3.37% #
FTSE/Athex Market Index	814.42 €	815.47	-1.05	-0.13%	808.28	823.11	746.82	875.18	9.05% #
FTSE/Athex Banks	1,228.06 €	1,240.86	-12.80	-1.03%	1,214.77	1,255.40	1,057.67	1,349.28	15.68% #
FTSE/ATHEX TECHNOLOGY & TELECOMMUNICAT	5,262.83 €	5,280.13	-17.30	-0.33%	5,245.40	5,330.85	4,915.95	5,705.00	3.75% #
FTSE/ATHEX FINANCIAL SERVICES	5,776.26 €	5,834.60	-58.34	-1.00%	5,712.78	5,901.88	4,996.31	6,339.99	15.20% #
FTSE/ATHEX REAL ESTATE	4,579.72 #	4,512.74	66.98	1.48%	4,507.00	4,579.72	4,507.00	5,120.52	-7.68% €
FTSE/ATHEX CONSUMER DISCRETIONARY	4,985.88 #	4,965.83	20.05	0.40%	4,949.42	5,031.60	4,919.19	5,557.48	-0.60% €
FTSE/ATHEX CONSUMER STAPLES	6,214.02 #	6,181.94	32.08	0.52%	6,180.22	6,278.84	5,069.68	6,458.99	22.12% #
FTSE/ATHEX INDUSTRIALS	6,058.14 €	6,110.68	-52.54	-0.86%	6,016.24	6,159.16	5,044.08	6,445.12	19.22% #
FTSE/ATHEX BASIC MATERIALS	4,897.06 €	4,923.69	-26.63	-0.54%	4,830.16	4,979.90	4,577.28	5,876.05	0.56% #
FTSE/ATHEX ENERGY & UTILITIES	4,985.04 #	4,952.69	32.35	0.65%	4,939.33	5,006.97	4,939.33	5,474.06	-0.05% €
Athex All Share Index	326.85 €	327.19	-0.34	-0.10%	326.85	326.85	304.60	347.29	8.23% #
Hellenic Mid & Small Cap Index	2,018.25 #	2,012.91	5.34	0.27%	1,997.94	2,032.25	1,929.00	2,157.15	4.63% #
FTSE/Athex Large Cap Total Return	5,684.73 €	5,694.14	-9.41	-0.17%			5,201.70	6,088.15	10.02% #
FTSE/Athex Mid Cap Total Return	3,037.62 €	3,038.04	-0.42	-0.01%			2,922.90	3,302.69	0.21% #
MSCI GREECE REBASED	5,353.87 €	5,369.28	-15.41	-0.29%	5,307.05	5,431.09	4,984.69	5,837.84	7.41% #
Hellenic Corporate Bond Index	132.21 €	132.21	0.00	0.00%			129.54	132.21	1.98% #
Hellenic Corporate Bond Price Index	91.10 €	91.11	-0.01	-0.01%			90.52	91.29	0.50% #

Note 1: FTSE/Med 100, Hellenic Corporate Bond Price Index and Hellenic Corporate Bond Index closing prices refer to the previous trading day of 13/06/2024.

Note 2: The Hellenic Mid & Small Cap Index is a Customized index calculated by the Athens Exchange.

## Analytic Figures for Athex Market's Boards and Categories

	Total Traded Securities	Main Market	Surveillance	Exchange Traded Funds (ETFs)
Totals	122	114	7	1
Gain / Lose / Same:	48 / 51 / 23	47 / 50 / 17	1 / 0 / 6	0 / 1 / 0
Athex Capitalisation (mill. €) **	97,827.13	97,756.44	70.69	
Daily Average Trans/ons Value(thou.€)	140,510.98	140,290.01	39.34	298.21
Transactions Value	93,305.58	93,181.95	13.31	110.33
Main Board:	89,607.41	89,483.77	13.31	110.33
Blocks Board 6_2_3:	3,007.03	3,007.03	0.00	0.00
Forced Sales Board:	691.15	691.15	0.00	0.00
Special Terms Board:	0.00	0.00	0.00	0.00
Daily Average Transactions Volume	31,212,016	31,050,635	174,081	8,626
Transactions Volume	24,447,610	24,385,624	58,796	3,190
Main Board:	24,148,362	24,086,376	58,796	3,190
Blocks Board 6_2_3:	250,784	250,784	0	0
Forced Sales Board:	48,464	48,464	0	0
Special Terms Board:	0	0	0	0
Daily Average Number of Trades	40,558	40,436	70	53
Number of Trades	37,156	37,069	26	61
Main Board:	37,099	37,012	26	61
Blocks Board 6_2_3:	6	6	0	0
Forced Sales Board:	51	51	0	0
Special Terms Board:	0	0	0	0

## Trading Details by Athex Sectors and Financial Instruments (ETFs)

Code	Sectors	Gain / Lose / Same	Number of Trades	Transactions Volume	Transactions Value	% of Total Trans. Value
3010	- Banks	0 / 6 / 1	14,572	18,573,961	47,871,212.63	51.31%
5510	- Basic Resources	5 / 5 / 4	1,226	264,722	980,604.00	1.05%
5010	- Construction & Materials	7 / 5 / 2	3,462	1,023,649	4,387,392.92	4.70%
4020	- Consumer Products & Services	2 / 2 / 2	302	57,236	106,210.34	0.11%
6010	- Energy	0 / 1 / 3	2,060	273,726	3,656,400.47	3.92%
12000	- Financial Instruments	0 / 1 / 0	61	3,190	110,331.04	0.12%
3020	- Financial Services	3 / 1 / 1	442	96,626	485,716.00	0.52%
4510	- Food Beverage & Tobacco	3 / 1 / 1	199	33,109	602,801.83	0.65%
2010	- Health Care	1 / 2 / 0	175	80,834	73,727.67	0.08%
5020	- Industrial Goods & Services	6 / 6 / 4	1,675	472,328	2,806,908.10	3.01%
3030	- Insurance	0 / 1 / 0	32	3,522	16,369.08	0.02%
4030	- Media	0 / 1 / 0	30	21,605	9,132.54	0.01%
4520	- Personal Care, Drug & Grocery Stores	1 / 0 / 1	253	19,224	182,789.17	0.20%
3510	- Real Estate	8 / 3 / 1	1,694	540,329	2,321,829.81	2.49%
4040	- Retail	3 / 3 / 1	1,095	227,961	3,827,516.14	4.10%
1010	- Technology	4 / 4 / 2	1,264	359,783	1,864,407.34	2.00%
1510	- Telecommunications	0 / 2 / 0	967	251,575	3,409,774.18	3.65%
4050	- Travel & Leisure	0 / 6 / 0	2,203	1,036,115	4,256,072.94	4.56%
6510	- Utilities	5 / 1 / 0	5,444	1,108,115	16,336,387.55	17.51%

## Top 10 best &amp; worst performing Shares

## Main Market

With positive Price change			With negative Price change		
	Closing price	change		Closing price	change
LAMDA DEVELOPMENT SA (CR)	6.72	3.38% #	EUROCONSULTANTS S.A. (CR)	1.28	-3.03% €
INTRAKAT (CR)	5.08	2.83% #	IKTINOS HELLAS SA (CR)	0.347	-2.94% €
IDEAL HOLDINGS (CR)	5.71	2.33% #	LAVIPHARM SA (CR)	0.866	-2.70% €
DOMIKI KRITIS SA (CR)	3.98	2.05% #	TITAN CEMENT (CB)	29	-2.36% €
KEKROPS SA (CR)	1.295	1.97% #	PIRAEUS FINANCIAL HOLD (CR)	3.516	-2.33% €
JUMBO SA (CR)	26.04	1.64% #	PROFILE SA (CR)	4.49	-2.28% €
BRIQ PROPERTIES (CR)	1.865	1.63% #	UNIBIOS (CR)	1.29	-2.27% €
MYTILINEOS (CR)	35.64	1.48% #	CENTRIC HOLDINGS (CR)	0.331	-2.07% €
MOTODYNAMICS S.A. (CR)	2.835	1.25% #	ATTICA HOLDINGS (CR)	2.26	-1.74% €
AUSTRIACARD (CB)	5.84	1.21% #	INTRACOM HOLDINGS (CR)	3.235	-1.67% €
With the highest Transactions Value			With the highest Transactions Volume		
	Value (thou. €)	change		Volume	change
PIRAEUS FINANCIAL HOLD (CR)	18,541.72	-2.33% €	ALPHA SERVICES HOLD (CR)	9,379,797	-1.04% €
ALPHA SERVICES HOLD (CR)	14,230.96	-1.04% €	PIRAEUS FINANCIAL HOLD (CR)	5,253,176	-2.33% €
MYTILINEOS (CR)	7,740.75	1.48% #	EUROBANK HOLDINGS (CR)	2,864,740	-0.63% €
NATIONAL BANK (CR)	6,868.29	-0.56% €	NATIONAL BANK (CR)	872,146	-0.56% €
PPC (CR)	6,406.32	0.28% #	INTRALOT (CR)	776,135	-1.26% €
EUROBANK HOLDINGS (CR)	5,807.39	-0.63% €	PPC (CR)	608,172	0.28% #
JUMBO SA (CR)	3,529.91	1.64% #	ELLAKTOR (CR)	297,025	0.86% #
OTE (CR)	3,403.38	-0.44% €	LAMDA DEVELOPMENT SA (CR)	251,782	3.38% #
OPAP (CR)	2,583.42	-0.20% €	OTE (CR)	250,589	-0.44% €
OPTIMA BANK (CR)	2,368.11	0.00% -	MYTILINEOS (CR)	218,446	1.48% #

Note: Stocks that are not included in the "Under Supervision" category, and the transactions value is more than 10,000 €.

## Derivatives Summary

	Number of Trades	Volume	Open Interest
<b>Index Futures</b>	<b>316</b>	<b>1,657</b>	<b>5,560</b>
FTSE/Athex Banks	11	105	1,132
FTSE/Athex Large Cap	305	1,552	4,415
MSCI GREECE REBASED	0	0	13
<b>Stock Futures</b>	<b>3,547</b>	<b>155,246</b>	<b>526,575</b>
ADMIE (IPTO) HOLDING S.A. (CR)	149	6,762	24,806
AEGEAN AIRLINES (CR)	28	897	4,466
ALPHA SERVICES HOLD (CR)	662	60,988	200,067
ATHENS INTL AIRPORT (CR)	10	73	1,058
AUTOHELLAS SA (CR)	2	30	203
AVAX S.A. (CR)	10	66	718
CC HBC AG (CR)	2	6	70
CENERGY HOLDINGS (CB)	81	1,853	3,885
ELLAKTOR (CR)	66	1,084	4,651
ELVALHALCOR (CR)	67	475	5,265
EUROBANK HOLDINGS (CR)	102	4,238	25,512
EYDAP S.A. (CR)	60	3,823	4,241
FOURLIS (CR)	22	543	1,223
GEK TERNA (CR)	76	3,856	15,743
HELLENIC EXCHANGES-A.S.E. (CR)	52	1,497	7,547
HELLENIQ ENERGY (CR)	43	721	5,158
INTRACOM HOLDINGS (CR)	50	3,314	7,806
INTRAKAT (CR)	45	1,221	2,359
JUMBO SA (CR)	15	42	605
LAMDA DEVELOPMENT SA (CR)	72	2,002	7,490
MIG (CR)	3	15	126
MOTOR OIL (CR)	25	121	879
MYTILINEOS (CR)	159	1,062	6,252
NATIONAL BANK (CR)	131	3,180	12,368
OPAP (CR)	42	454	3,083
OPTIMA BANK (CR)	2	2	201
OTE (CR)	150	2,575	6,076
P.P.A. S.A. (CR)	2	8	122
PIRAEUS FINANCIAL HOLD (CR)	672	29,531	104,377
PPC (CR)	284	5,344	34,142
QUEST HOLDINGS (CR)	3	10	221
TERNA ENERGY (CR)	350	18,107	31,815
TITAN CEMENT (CB)	27	70	169
VIOHALCO SA/NV (CB)	83	1,276	3,871
<b>Index Options</b>	<b>11</b>	<b>93</b>	<b>1,668</b>
FTSE/Athex Large Cap	11	93	1,668
<b>Stock Options</b>	<b>1</b>	<b>5</b>	<b>589</b>
ALPHA SERVICES HOLD (CR)	0	0	0
NATIONAL BANK (CR)	0	0	364
OPAP (CR)	0	0	64
OTE (CR)	0	0	18
PIRAEUS FINANCIAL HOLD (CR)	0	0	0
PPC (CR)	1	5	143
<b>Total Derivatives Traded</b>	<b>3,875</b>	<b>157,001</b>	<b>534,392</b>



Number of Outstanding Securities	Nominal Value	Dividends [1]			Date of Last Coupon		Note	Shares	Closing price	% change	Previous closing price/date	Open price	Price min	Price max	Last price	Avg price	Last Bid [7]	Last Ask [7]	P/E after tax	Year	Volume	Trades	Transactions Value[8]	Company Mkt Value (thou. €)	Year low	Year high	Sector[4]	
		2021	2022	2023	Dividend [2]	Right																						
2,352,839,697	0.290	--	--	--	07/04/2008	18/04/2017	--	ALPHA SERVICES HOLD (CR)	1.524	-1.04	€ 1.54	14/06/2024	1.55	1.49	1.56	1.524	1.517	10000@1.52	9777@1.52	--	--	9,379,797	4,708	14,230,964.86	3,585,727.70	1.49	1.79	30101010
36,353,868	1.00	--	(0.025)	--	10/07/2023	21/08/2023	--	AUSTRIACARD (CB)	5.84	1.21	€ 5.77	14/06/2024	5.78	5.66	5.84	5.84	5.739	150@5.71	155@5.84	--	--	24,481	123	140,497.36	212,306.59	5.66	6.8	10101010
48,624,764	0.080	0.46	0.65	0.7	22/04/2024	05/12/2022	--	AUTOHELLAS SA (CR)	11.52	0.70	€ 11.44	14/06/2024	11.46	11.34	11.6	11.52	11.464	100@11.36	809@11.52	--	--	7,000	169	80,244.66	560,157.28	11.32	14.1	40201040
190,162,681	--	0.05	--	--	19/06/2023	07/12/2016	--	CENERGY HOLDINGS (CB)	8.97	0.67	€ 8.91	14/06/2024	8.91	8.73	8.99	8.97	8.836	100@8.92	199@8.97	--	--	129,077	492	1,140,490.29	1,705,759.25	6.71	9.59	50202010
373,175,988	6.70	0.71	0.78	0.93	30/05/2024	29/04/2013	--	CC HBC AG (CR)	31.82	0.82	€ 31.56	14/06/2024	31.56	31.56	31.96	31.82	31.803	309@31.84	134@32.00	--	--	13,746	97	437,164.661	1,874,459.94	25.66	33	45101020
3,716,479,777	0.220	--	--	--	02/05/2008	20/05/2019	--	EUROBANK HOLDINGS (CR)	2.034	-0.63	€ 2.047	14/06/2024	2.05	2	2.067	2.034	2.027	843@2.03	1202@2.04	--	--	2,864,740	1,599	5,807,393.37	7,559,319.87	1.599	2.209	30101010
52,131,944	1.00	0.1102	0.11	--	29/06/2023	23/07/2019	--	FOURLIS (CR)	3.85	-1.28	€ 3.9	14/06/2024	3.92	3.795	3.93	3.85	3.843	60@3.81	5406@3.85	--	--	43,335	165	166,527.08	200,707.98	3.795	4.37	40401010
305,635,185	2.18	0.1	0.3	0.3	10/01/2024	01/10/2003	--	HELLENIO ENERGY (CR)	8.015	-0.19	€ 8.03	14/06/2024	8.115	7.995	8.115	8.015	8.047	4810@8.01	16@8.03	--	--	169,717	989	1,365,785.49	2,449,666.01	7.03	8.81	60101020
48,003,921	0.400	--	--	--	30/08/1993	26/06/2023	--	IDEAL HOLDINGS (CR)	5.71	2.33	€ 5.58	14/06/2024	5.58	5.56	5.71	5.71	5.619	15@5.68	228@5.70	--	--	13,494	121	75,824.44	274,102.39	5.5	6.78	10102030
83,600,000	0.760	--	--	--	03/07/2007	17/07/2023	--	INTRACOM HOLDINGS (CR)	3.235	-1.67	€ 3.29	14/06/2024	3.34	3.2	3.355	3.235	3.242	224@3.24	93@3.24	--	--	86,555	356	280,651.98	270,446.00	3.14	4.335	10101010
160,523,985	0.300	--	--	--	12/08/2008	30/12/2022	--	INTRAKAT (CR)	5.08	2.83	€ 4.94	14/06/2024	5.08	4.85	5.09	5.08	4.941	205@4.91	5920@5.08	--	--	156,462	581	773,155.82	815,461.84	4.46	5.64	50101010
136,059,759	0.880	0.77	0.322	--	19/03/2024	05/03/2014	--	JUMBO SA (CR)	26.04	1.64	€ 25.62	14/06/2024	26.16	25.62	26.16	26.04	25.948	500@26.02	92@26.06	--	--	136,040	787	3,529,905.90	3,542,996.12	24.44	30.1	40401010
176,736,715	0.300	--	--	--	30/05/2007	27/11/2019	--	LAMDA DEVELOPMENT SA (CR)	6.72	3.38	€ 6.5	14/06/2024	6.58	6.5	6.74	6.72	6.639	3500@6.71	3054@6.73	--	--	251,782	973	1,671,652.35	1,187,670.72	6.15	7.31	35101010
27,345,120	0.280	--	--	--	18/07/2005	26/02/2014	--	QUALITY & RELIABILITY SA (CR)	1.144	0.53	€ 1.138	14/06/2024	1.14	1.108	1.15	1.144	1.13	500@1.14	4467@1.14	--	--	80,103	154	90,495.25	31,282.82	0.6	1.62	10101010
107,222,688	0.440	(0.5667)	0.2	--	20/06/2023	16/03/2022	--	QUEST HOLDINGS (CR)	5.2	-0.76	€ 5.24	14/06/2024	5.38	5.18	5.38	5.2	5.231	563@5.20	6685@5.24	--	--	26,732	164	139,843.87	557,557.98	5.02	6.25	10101010
78,325,475	--	0.6	--	--	28/06/2023	23/07/2019	--	TITAN CEMENT (CB)	29	-2.36	€ 29.7	14/06/2024	30	28.8	30.1	29	29.357	2@28.95	1328@29.00	--	--	43,732	648	1,283,844.80	2,271,438.78	20.9	32.2	50101030
259,189,761	0.1	0.12	--	--	19/06/2023	26/02/2016	--	VIOHALCO SANNV (CB)	5.96	-0.67	€ 6	14/06/2024	5.96	5.8	6.06	5.96	5.916	200@5.94	879@5.96	--	--	122,740	621	726,085.64	1,544,770.98	5.03	6.63	55102015
148,321,516	0.300	--	0.07	--	19/06/2023	22/01/2020	--	AVAX S.A. (CR)	1.414	-1.39	€ 1.434	14/06/2024	1.42	1.384	1.43	1.414	1.405	499@1.40	1817@1.41	--	--	155,815	356	218,973.96	209,726.62	1.326	1.884	50101010
232,000,000	2.12	0.0854	0.0682	0.0582	04/10/2023	19/06/2017	--	ADMIE (PTO) HOLDING S.A. (CR)	2.12	0.71	€ 2.105	14/06/2024	2.145	2.085	2.145	2.12	2.109	1981@2.11	1287@2.12	8.37	2023	166,415	304	350,925.11	491,840.00	2.08	2.425	65101015
90,167,100	0.500	--	--	0.7515	20/05/2024	24/05/2021	--	AEGEAN AIRLINES (CR)	11.12	-1.59	€ 11.3	14/06/2024	11.3	11	11.38	11.12	11.128	1116@11.12	9@11.15	--	--	69,550	612	773,965.43	1,002,658.15	11	13.47	40501010
103,423,291	0.570	--	--	--	01/08/2011	23/08/2023	--	GEK TERNA (CR)	16.3	-0.73	€ 16.42	14/06/2024	16.42	16.22	16.48	16.3	16.322	12@16.28	389@16.32	--	--	72,512	602	1,183,506.22	1,685,799.64	12.98	17.1	50101010
382,000,000	2.48	--	--	--	20/07/2015	12/12/2001	--	PPC (CR)	10.63	0.28	€ 10.6	14/06/2024	10.7	10.4	10.72	10.63	10.534	1040@10.62	811@10.64	--	--	608,172	2,105	6,406,315.85	4,060,660.00	10.4	12.67	65101015
300,000,000	1.00	--	--	0.33	21/05/2024	07/02/2024	--	ATHENS INTL AIRPORT (CR)	7.82	-1.01	€ 7.9	14/06/2024	7.9	7.812	7.998	7.82	7.863	245@7.82	22@7.82	--	--	169,928	719	1,336,188.85	2,346,000.00	7.812	9.56	50206060
914,715,153	1.00	--	--	--	16/05/2008	29/08/2018	--	NATIONAL BANK (CR)	7.846	-0.56	€ 7.89	14/06/2024	8	7.792	8.01	7.846	7.875	399@7.84	257@7.87	--	--	872,146	1,785	6,868,292.51	7,176,855.09	6.222	8.65	30101010
11,250,000	0.520	0.0405	0.08	--	07/08/2023	09/11/2015	--	EKTER SA (CR)	4.16	-0.24	€ 4.17	14/06/2024	4.285	4.06	4.285	4.16	4.158	37@4.16	181@4.18	--	--	20,874	163	86,783.73	46,800.00	3.75	4.76	50101010
375,241,586	0.390	0.03	0.06	--	26/06/2023	14/07/2006	--	ELVALHALCOR (CR)	1.812	-0.98	€ 1.83	14/06/2024	1.854	1.8	1.854	1.812	1.816	1542@1.81	500@1.82	--	--	121,561	387	220,756.80	679,937.75	1.768	2.435	55102015
348,192,005	0.040	--	--	--	05/07/2011	16/07/2021	--	ELLAKTOR (CR)	2.35	0.86	€ 2.33	14/06/2024	2.33	2.32	2.37	2.35	2.346	11092@2.35	500@2.37	--	--	297,025	708	696,797.89	818,251.21	2.32	2.84	50101010
60,348,000	0.420	0.1515	0.1565	--	14/06/2023	04/08/2021	--	HELLENIC EXCHANGES-A.S.E. (CR)	5.02	0.80	€ 4.98	14/06/2024	4.99	4.9	5.02	5.02	4.979	2000@5.00	1591@5.03	--	--	94,079	388	468,822.80	302,946.96	4.825	5.92	30202015
106,500,000	0.600	0.28	0.02	--	13/09/2023	13/09/2021	--	EYDAP S.A. (CR)	5.63	0.54	€ 5.6	14/06/2024	5.68	5.53	5.68	5.63	5.584	372@5.57	853@5.63	--	--	22,897	258	127,860.59	599,595.00	5.38	6.15	65102030
604,095,621	0.300	--	--	--	30/05/2013	10/10/2023	--	INTRALOT (CR)	1.1	-1.26	€ 1.114	14/06/2024	1.114	1.086	1.128	1.1	1.096	1132@1.09	5700@1.10	--	--	776,135	409	850,897.17	664,505.18	1.014	1.264	40501020
110,782,980	0.750	0.9054	1.6299	0.4091	18/12/2023	04/11/2013	--	MOTOR OIL (CR)	24.4	--	€ 24.4	14/06/2024	24.4	24.4	24.88	24.4	24.596	333@24.38	149@24.42	--	--	92,256	983	2,268,739.30	2,703,104.71	23.56	28.56	60101020
142,891,161	0.970	0.4341	1.24	--	27/06/2023	07/07/2017	--	MYTILINEOS (CR)	35.64	1.48	€ 35.12	14/06/2024	35.22	35.1	35.66	35.64	35.431	28@35.62	3874@35.66	--	--	218,446	2,065	7,740,749.08	5,092,640.98	33	39.56	65102000
126,431,958	2.50	--	--	--	05/06/2024	--	--	NOVAL PROPERTY REIC (CR)	2.71	-0.84	€ 2.733	14/06/2024	2.73	2.68	2.75	2.71	2.709	500@2.71	500@2.71	--	--	64,472	197	174,646.34	342,630.61	2.68	2.82	35102045
370,062,741	0.300	0.6	1	1.6123	29/04/2024	19/06/2023	--	OPAP (CR)	14.8	-0.20	€ 14.83	14/06/2024	14.99	14.76	14.99	14.8	14.835	42@14.79	243@14.81	--	--	174,159	1,125	2,583,420.29	5,476,928.57	14.5	17.35	40501020
418,002,013	2.83	0.8231	0.5888	--	05/07/2023	18/06/1998	--	OTE (CR)	13.49	-0.44	€ 13.55	14/06/2024	13.55	13.49	13.69	13.49	13.585	3113@13.48	6@13.54									

Number of Outstanding Securities	Nominal Value	Dividends [1]			Date of Last Coupon		Note	Shares	Closing price	% change	Previous closing price/date	Open price	Price min	Price max	Last price	Avg price	Last Bid [7]	Last Ask [7]	P/E after tax	Year	Volume	Trades	Transactions Value[8]	Company Mkt Value (thou. €)	Year low	Year high	Sector[4]	
118,105,090	0.300	0.3411	0.3798	---	26/06/2023	05/03/2020	---	TERNA ENERGY (CR)	18.62	0.11 P	18.6	14/06/2024	18.79	18.5	18.79	18.62	18.614	15@18.61	233@18.62	---	---	91,835	709	1,709,451.92	2,199,116.78	14.68	19.1	65101010
73,694,142	3.45	---	---	---	04/10/2023	---	---	OPTIMA BANK (CR)	11.78	---	11.78	14/06/2024	11.78	11.68	12.08	11.78	11.839	5@11.74	2085@11.80	---	---	200,020	1,168	2,368,110.08	868,116.99	7.24	12.42	30101010

## Main Market - Medium Liquidity Class

13,126,020	0.660	0.1163	0.1158	---	26/07/2023	04/09/2020	---	AS COMPANY SA (CR)	2.7	1.12 P	2.67	14/06/2024	2.68	2.61	2.71	2.7	2.675	412@2.70	200@2.71	---	---	22,692	38	60,694.36	35,440.25	2.32	2.88	40401030
14,000,000	1.95	3.42	0.26	---	19/07/2023	26/03/2024	---	ALPHA REAL ESTATE (CR)	6.94	2.06 P	6.8	14/06/2024	7	6.82	7	6.82	6.947	200@6.76	362@6.82	---	---	137	4	951.80	97,160.00	6.74	11.75	35101015
3,114,144	0.360	0.3427	0.2304	0.563	20/05/2024	02/06/2020	---	ALPHA TRUST HOLDINGS (CR)	8.44	---	8.44	14/06/2024	8.44	8.44	8.44	8.44	8.44	100@8.28	93@8.40	---	---	713	16	6,017.72	26,283.38	5.9	8.6	30202010
243,164,193	0.300	---	---	---	30/12/2021	05/12/2023	---	ATTICA HOLDINGS (CR)	2.26	-1.74 E	2.3	14/06/2024	2.3	2.24	2.3	2.26	2.273	1029@2.26	1026@2.30	---	---	14,845	35	33,748.78	549,551.08	1.86	2.58	40501015
35,764,593	2.10	0.075	0.1046	0.1045	12/06/2024	25/11/2019	---	BRIQ PROPERTIES (CR)	1.865	1.63 P	1.835	14/06/2024	1.855	1.85	1.875	1.865	1.858	251@1.86	200@1.87	---	---	26,028	40	48,354.41	66,700.97	1.835	2.01	35102030
101,123,806	0.360	---	---	---	22/07/2010	28/06/2011	---	CENTRIC HOLDINGS (CR)	0.331	-2.07 E	0.338	14/06/2024	0.339	0.331	0.346	0.331	0.335	89@0.331	3200@0.335	---	---	43,832	72	14,666.18	33,471.98	0.331	0.467	40203040
784,500	10.00	0.3	---	0.5008	28/05/2024	31/07/2018	---	CNL CAPITAL (CR)	7.5	1.35 P	7.4	14/06/2024	7.45	7.45	7.6	7.6	7.5	30@7.50	100@7.65	---	2022	160	3	1,200.00	5,883.75	6.65	9	30202010
10,567,700	0.300	---	---	---	06/10/2005	13/02/2002	---	CPI SA (CR)	0.646	0.62 P	0.642	14/06/2024	0.676	0.628	0.676	0.646	0.651	90@0.630	167@0.646	---	---	1,681	116	1,094.48	6,826.73	0.606	0.99	10102030
18,680,300	0.050	---	---	---	06/07/2022	---	---	DIMAND (CR)	8.2	-0.61 E	8.25	14/06/2024	8.25	8.16	8.25	8.2	8.227	100@8.15	200@8.23	---	---	6,510	50	53,560.05	153,178.46	8.14	10.95	35101010
54,200,000	0.075	0.035	0.074	---	18/07/2023	23/11/2021	---	EPSILON NET (CR)	12	---	12	14/06/2024	12	12	12	12	12	17174285@12.00	200@12.02	---	---	78,560	33	942,720.00	650,400.00	8.8	12.1	10101015
10,500,000	2.40	0.29	0.3	---	16/05/2023	02/04/2024	---	INTERCONTINENTAL (CR)	4.68	0.43 P	4.66	14/06/2024	4.76	4.66	4.76	4.66	4.69	100@4.50	200@4.64	8.04	2023	142	2	665.92	49,140.00	4.18	6.9	35102000
167,868,482	0.300	---	---	---	20/08/2007	28/11/2022	---	LAVIPHARM SA (CR)	0.866	-2.70 E	0.89	14/06/2024	0.872	0.855	0.88	0.87	0.866	700@0.863	2950@0.870	---	---	75,076	145	65,024.35	145,374.11	0.76	1.01	20103015
4,740,000	0.860	---	---	---	14/03/2003	---	---	LOGISMOS S.A. (CR)	1.35	---	1.35	14/06/2024	---	---	---	---	---	815@1.24	26@1.37	-(6)	2023	---	---	---	6,399.00	1.13	1.48	10101015
17,120,280	0.940	0.06	---	---	27/06/2022	26/06/2023	---	LOULIS FOOD (CR)	2.65	-0.75 E	2.67	14/06/2024	2.63	2.6	2.67	2.65	2.637	340@2.65	176@2.67	---	---	1,534	11	4,045.73	45,368.74	2.58	3.09	45102020
4,419,616	1.58	---	0.1531	---	10/07/2023	04/03/2015	---	MEDICON S.A (CR)	2.83	2.91 P	2.75	14/06/2024	2.83	2.83	2.83	2.83	2.83	10@2.72	500@2.80	---	---	6	1	16.98	12,507.51	2.67	3.49	20102010
10,500,000	0.950	---	---	---	24/06/2008	21/07/2023	---	MEVACO SA (CR)	3.87	-0.26 E	3.88	14/06/2024	3.8	3.8	3.89	3.87	3.804	419@3.80	92@3.87	---	2022	85	8	323.31	40,635.00	3.62	4.32	55102015
31,317,025	0.400	---	---	---	26/04/2007	10/05/2023	---	MIG (CR)	3.75	-0.93 E	3.785	14/06/2024	3.7	3.615	3.78	3.76	3.68	50@3.66	148@3.76	---	---	454	21	1,670.52	117,438.84	3.615	4.9	30202000
138,218,440	0.870	---	---	---	11/12/2023	---	---	ORILINA PROPERTIES REIC (CR)	0.923	0.33 P	0.92	14/06/2024	0.924	0.92	0.929	0.923	0.925	2500@0.920	3894@0.929	---	---	21,406	57	19,796.12	127,575.62	0.845	0.9628	35102000
87,127,162	0.500	---	---	0.0304	06/06/2024	28/07/2021	---	PREMIA (CR)	1.13	0.53 P	1.124	14/06/2024	1.138	1.12	1.138	1.13	1.127	358@1.13	485@1.13	---	---	44,022	90	49,598.34	98,453.69	1.11	1.256	35102000
24,586,446	0.230	---	0.04	0.049	04/06/2024	08/06/2022	---	PROFILE SA (CR)	4.49	-2.28 E	4.595	14/06/2024	4.55	4.425	4.605	4.49	4.52	2892@4.49	360@4.50	---	---	38,956	151	176,083.14	110,393.14	3.925	5.43	10101010
6,456,530	1.08	0.12	0.1314	---	17/07/2023	02/08/2010	---	SPACE HELLAS SA (CR)	6.46	-1.22 E	6.54	14/06/2024	6.54	6.38	6.6	6.46	6.485	211@6.40	47@6.46	---	---	986	31	6,394.56	41,709.18	6.38	8.48	15101010
120,528,771	1.60	---	---	---	10/11/2023	---	---	TRADE ESTATES REIC (CR)	1.666	0.36 P	1.66	14/06/2024	1.66	1.654	1.67	1.666	1.664	100@1.66	1198@1.67	---	---	18,379	41	30,578.79	200,800.93	1.626	1.798	35102045
17,190,046	0.300	---	---	---	16/11/1992	04/12/2023	---	UNIBIOS (CR)	1.29	-2.27 E	1.32	14/06/2024	1.32	1.28	1.325	1.29	1.29	100@1.28	23049@1.29	---	---	11,937	48	15,403.77	22,175.16	1.08	1.475	50204000
13,000,000	0.650	---	---	---	01/08/2007	07/04/2000	5093	AKRITAS SA (CR)	0.94	25.33 P	0.75	14/06/2024	0.735	0.72	0.95	0.94	0.765	59@0.740	15@0.920	---	---	1,617	22	1,237.21	12,220.00	0.68	1.33	50101035
32,413,681	0.370	---	---	---	15/07/2009	11/05/2000	---	ALUMIL (CR)	2.735	1.30 P	2.7	14/06/2024	2.73	2.69	2.74	2.735	2.713	246@2.71	99@2.74	---	---	3,629	28	9,846.27	88,651.42	2.48	3.18	55102035
3,628,761	3.44	0.5109	---	0.316	13/05/2024	19/07/2022	---	ANDROMEDA SA (CR)	6.56	0.92 P	6.5	14/06/2024	6.62	6.56	6.62	6.58	6.561	50@6.46	590@6.56	3.63	2023	1,220	14	8,004.96	23,804.67	6.4205	7.1806	30204000
18,810,000	0.400	---	---	---	08/07/2010	14/11/2007	---	VARVERIS - MODA BAGNO SA (CR)	3.45	-0.86 E	3.48	14/06/2024	3.43	3.43	3.45	3.45	3.445	20@3.06	5@3.45	---	---	170	5	585.62	64,894.50	1.9	3.73	40401025
23,986,500	1.04	---	---	---	26/06/2009	28/08/2023	---	BIOKARPET S.A.(CR)	2.39	---	2.39	14/06/2024	2.37	2.35	2.43	2.39	2.375	5@2.38	399@2.39	---	---	2,033	28	4,829.38	57,327.74	2.35	3.13	50101035
6,325,000	0.600	0.19	0.153	---	03/07/2023	17/02/2014	---	VOYATZOGLOU (CR)	2.44	3.39 P	2.36	14/06/2024	2.4	2.4	2.46	2.46	2.443	34@2.38	1082@2.40	---	---	35	2	85.50	15,433.00	2.16	2.7	50205010
24,060,000	0.300	0.055	0.075	0.075	14/05/2024	01/07/2019	---	GEN. COMMERCIAL & IND.SA (CR)	1.435	0.70 P	1.425	14/06/2024	1.42	1.395	1.435	1.435	1.415	4@1.43	434@1.44	9.71	2023	6,797	20	9,618.97	34,526.10	1.395	1.95	50205010
15,878,748	0.480	---	---	---	10/07/2006	22/03/2004	---	DOMIKI KRITIS SA (CR)	3.98	2.05 P	3.9	14/06/2024	3.9	3.9	4	3.98	3.981	20@3.89	230@3.95	---	---	7,750	35	30,852.19	63,197.42	3.07	4.88	50101010
34,720,000	0.310	---	---	---	16/06/2010	01/08/2007	---	DROMEAS SA (CR)	0.32	---	0.32	14/06/2024	0.319	0.319	0.324	0.324	0.32	198@0.312	200@0.319	---	---	2,000	5	640.25	11,110.40	0.31	0.398	40202015
13,673,200	0.420	---	---	---	18/07/2008	26/07/2001	---	EVROFARMA SA (CR)	1.465	0.34 P	1.46	14/06/2024	1.52	1.42	1.52	1.465	1.444	300@1.43	132@1.47	---	---	3,221	23	4,650.19	20,031.24	1.2	1.94	45102020
18,410,839	1.00	0.262	0.202	---	23/08/2023	10/09/2010	---	ELASTRON (CR)	2.18	0.93 P	2.16	14/06/2024	2.18	2.12	2.23	2.18	2.153	40@2.13	786@2.18	---	---	6,934	42	14,927.16	40,135.63	2.12	2.84	55102010
23,828,130	0.500	0.0737	---	---	18/07/2022	17/02/2009	---	ELINOIL S.A. (CR)	2.25	---	2.25	14/06/2024</																

## Daily Official List

Year: 145 Trading Day No: 112

## Section 2: Analytic Figures of Shares Transactions

Monday, 17 June, 2024

Number of Outstanding Securities	Nominal Value	Dividends [1]			Date of Last Coupon		Note	Shares	Closing price	% change	Previous closing price/date	Open price	Price min	Price max	Last price	Avg price	Last Bid [7]	Last Ask [7]	P/E after tax	Year	Volume	Trades	Transactions Value[8]	Company Mkt Value (thou. €)	Year low	Year high	Sector[4]		
2021	2022	2023	Dividend [2]	Right																									
19,864,886	5.60	0.672	0.672	0.672	18/04/2024	02/07/2008	---	BANK OF GREECE (CR)	13.6	-0.37	€ 13.65	14/06/2024	13.95	13.6	13.95	13.6	13.722	2641@13.60	14@13.75	---	---	3,640	53	49,946.40	270,162.45	13.6	15.85	30101010	
26,730,187	0.520	0.1	0.12	---	29/06/2023	01/08/2017	---	ELTON SA (CR)	1.664	---	↘ 1.664	14/06/2024	1.68	1.63	1.69	1.664	1.664	1600@1.66	356@1.68	---	---	5,622	46	9,354.48	44,479.03	1.63	2.36	50205010	
30,000,000	0.050	0.09	0.1	---	09/06/2023	11/06/2020	---	ENTERSOFT (CR)	7.86	-0.13	€ 7.87	14/06/2024	7.86	7.86	7.86	7.86	7.86	4499@7.86	6380@7.93	---	---	351	3	2,758.86	235,800.00	5.68	8.1	10101015	
36,300,000	1.12	0.2186	---	---	14/09/2022	12/12/2007	---	THESSALONIKA WATER & SEWERAGE	3.1	-0.32	€ 3.11	14/06/2024	3.1	3.1	3.1	3.1	3.1	80@3.05	220@3.10	---	---	350	3	1,085.00	112,530.00	3.04	3.58	65102030	
15,083,480	0.150	---	---	---	02/06/2010	29/01/2024	---	EUROCONSULTANTS S.A. (CR)	1.28	-3.03	€ 1.32	14/06/2024	1.33	1.265	1.33	1.28	1.297	1000@1.27	1648@1.29	---	---	71,593	109	92,843.72	19,306.85	1.1	1.42	50205020	
114,320,400	0.100	0.01	---	---	26/11/2021	05/08/2019	---	IKTINOS HELLAS SA (CR)	0.347	-2.94	€ 0.3575	14/06/2024	0.353	0.347	0.3665	0.347	0.352	1900@0.346	2912@0.350	---	---	164,462	215	57,811.10	39,669.18	0.347	0.599	50101035	
8,636,132	0.450	---	0.02	---	17/07/2023	13/10/2014	---	ILYDA S.A. (CR)	1.64	---	↘ 1.64	14/06/2024	1.64	1.6	1.725	1.64	1.628	150@1.62	240@1.64	11.76	2023	8,870	43	14,437.96	14,163.26	1.29	2.02	10101015	
3,417,600	0.100	0.016	0.016	---	03/07/2023	02/04/2024	---	INTERWOOD-XYLEMPORIA (PR)	0.535	8.30	€ 0.494	14/06/2024	0.52	0.52	0.565	0.565	0.535	450@0.350	350@0.560	---	---	1,482	6	792.65	13,591.52	0.252	0.565	50101020	
45,417,399	0.100	---	---	---	25/07/2008	02/04/2024	---	INTERWOOD-XYLEMPORIA (CR)	0.259	0.39	€ 0.258	14/06/2024	0.259	0.25	0.261	0.259	0.256	500@0.254	976@0.259	---	---	77,154	43	19,758.91	13,591.52	0.25	0.3917	50101020	
18,567,912	0.590	0.24	---	---	05/07/2023	26/01/2021	---	INTERLIFE G.C.I.(CR)	4.66	-0.85	€ 4.7	14/06/2024	4.75	4.6	4.75	4.66	4.648	115@4.63	67@4.69	6.31	2023	3,522	32	16,369.08	86,526.47	4.6	5.3	30302025	
8,424,900	0.500	---	---	---	12/07/2010	04/07/2019	---	INTERTECH SA (CR)	1.17	---	↘ 1.17	14/06/2024	1.175	1.17	1.175	1.17	1.172	100@1.15	45@1.17	20.28	2023	600	5	703.48	9,857.13	1.115	1.485	50205010	
19,804,134	0.150	---	---	---	01/07/2004	06/11/2017	---	KEKROPS SA (CR)	1.295	1.97	€ 1.27	14/06/2024	1.255	1.215	1.295	1.27	1.243	200@1.27	500@1.29	-(6)-	2023	14,281	40	17,754.49	25,646.35	1.215	1.965	35101010	
40,219,218	0.260	---	---	---	29/08/2022	10/06/2019	---	KLOUKINAS - LAPPAS SA (CR)	1.57	0.64	€ 1.56	14/06/2024	1.53	1.525	1.6	1.6	1.56	740@1.57	100@1.60	---	---	17,731	53	27,669.06	63,144.17	1.425	1.825	50101010	
11,510,102	0.890	---	---	---	24/06/2005	06/10/1999	---	NAFPAKTOS TEXTILE (CR)	0.916	-2.55	€ 0.94	14/06/2024	0.966	0.68	0.968	0.916	0.882	250@0.862	81@0.916	---	---	6,190	108	5,460.43	10,543.25	0.68	1.34	55101020	
21,224,340	0.420	0.02	---	---	06/09/2022	25/04/2006	---	KORDELLOS BROS SA (CR)	0.489	1.24	€ 0.483	14/06/2024	0.453	0.453	0.491	0.489	0.461	100@0.464	447@0.487	---	2023	632	8	291.17	10,378.70	0.453	0.684	55102010	
33,065,136	0.380	0.2001	0.2004	---	24/08/2023	16/09/2013	---	KRI-KRI S.A. (CR)	10.6	0.95	€ 10.5	14/06/2024	10.8	10.45	10.85	10.6	10.7	79@10.45	3155@10.60	10.86	2023	14,606	67	156,277.25	350,490.44	9.58	12.3	45102020	
7,595,160	0.600	---	---	---	10/09/2019	18/08/2010	---	KIRIAKOULIS SHIPPING SA (CR)	1.13	-4.64	€ 1.185	14/06/2024	1.12	1.12	1.175	1.13	1.146	244@1.13	250@1.18	---	---	1,076	17	1,233.27	8,582.53	0.95	1.65	40501015	
6,200,000	0.500	---	---	---	22/06/2010	01/11/1995	---	MINERVA KNITWEAR (CR)	0.49	2.08	€ 0.48	14/06/2024	0.488	0.488	0.49	0.49	0.489	750@0.434	224@0.490	---	---	20	2	9.78	3,038.00	0.456	0.98	40204020	
5,939,268	0.620	---	---	---	10/07/2003	03/01/2002	---	LANAKAM SA (CR)	0.93	-2.11	€ 0.95	14/06/2024	0.93	0.93	0.93	0.93	0.93	1000@0.710	200@0.930	---	---	500	1	465.00	5,523.52	0.895	1.18	40401020	
9,819,370	0.500	---	---	---	14/08/2007	09/01/2004	---	MATHIOS REFRACTORY SA (CR)	0.928	---	↘ 0.928	14/06/2024	---	---	---	---	---	1200@0.740	883@0.936	---	---	---	---	---	---	9,112.38	0.714	1.3	55101000
30,150,000	0.360	0.0401	0.0908	0.122	28/05/2024	25/04/2019	---	MOTODYNAMICS S.A. (CR)	2.835	1.25	€ 2.8	14/06/2024	2.8	2.705	2.835	2.835	2.749	52@2.73	682@2.84	---	---	25,189	96	69,243.38	85,475.25	2.705	3.34	40401030	
43,200,000	1.00	0.0824	---	---	07/09/2022	13/09/2023	---	MPLK KEDROS (CR)	3.38	-0.59	€ 3.4	14/06/2024	3.35	3.35	3.38	3.38	3.368	500@3.36	442@3.40	---	---	4,060	31	13,674.20	146,016.00	3.2	3.4	35102000	
8,321,682	0.670	---	---	---	17/08/2007	23/11/1999	---	N. LEVENTERIS (CR)	0.278	0.72	€ 0.276	14/06/2024	0.278	0.278	0.278	0.278	0.278	3000@0.194	70@0.278	---	2023	10	1	2.78	2,944.30	0.254	0.4	55102010	
2,160,524	0.670	---	---	---	03/12/2018	23/11/1999	---	N. LEVENTERIS (PR)	0.292	---	↘ 0.292	14/06/2024	---	---	---	---	---	2001@0.220	725@0.280	---	2023	---	---	---	---	2,944.30	0.26	0.41	55102010
10,080,000	3.00	1.5	1.45	1.3	14/05/2024	27/08/2001	---	TPA SA (CR)	21.5	0.94	€ 21.3	14/06/2024	21.1	21	21.5	21.5	21.193	10@21.00	188@21.50	---	---	640	15	13,563.40	216,720.00	20.9	23.5	50206060	
25,000,000	2.00	0.628	1.04	---	07/08/2023	08/08/2003	---	P.P.A. S.A. (CR)	24.85	-0.60	€ 25	14/06/2024	25.05	24.55	25.05	24.85	24.946	173@24.85	40@25.40	9.29	2023	4,010	68	100,035.15	621,250.00	23	28.8	50206060	
4,971,466	1.46	---	---	---	04/07/2007	08/10/2003	---	PAIRIS SA (CR)	1.095	-0.46	€ 1.1	14/06/2024	1.095	1.095	1.095	1.095	1.095	1000@1.02	390@1.09	---	---	400	2	438.00	5,443.76	1.04	1.71	50203030	
27,098,594	0.540	0.05	0.0401	0.0702	19/04/2024	14/01/2021	---	PAPOUTSANIS (CR)	2.45	---	↘ 2.45	14/06/2024	2.44	2.43	2.45	2.45	2.44	25@2.41	9480@2.46	16.27	2023	3,457	28	8,435.33	66,391.56	2.2	2.73	45201020	
7,070,400	0.930	0.3242	0.2593	0.8645	15/04/2024	06/05/2016	---	PETROPOULOS PETROS (CR)	8.1	---	↘ 8.1	14/06/2024	8.1	8	8.16	8.1	8.112	50@8.02	551@8.10	---	---	2,484	30	20,149.46	57,270.24	8	10.65	50206015	
43,741,452	0.660	0.2723	0.2629	0.2388	03/06/2024	01/11/1999	---	THRACE PLASTICS SA (CR)	3.85	-0.26	€ 3.86	14/06/2024	3.86	3.81	3.885	3.85	3.853	339@3.85	299@3.86	---	---	14,420	92	55,564.01	168,404.59	3.8	4.595	50203015	
21,912,599	0.300	---	0.048	0.0485	20/05/2024	23/02/2007	---	REVOIL (CR)	1.57	---	↘ 1.57	14/06/2024	1.605	1.53	1.615	1.57	1.583	100@1.55	700@1.58	---	---	6,592	40	10,437.28	34,402.78	1.49	1.94	60101020	
13,582,223	1.35	---	---	---	24/06/2008	02/02/2016	---	SIDMA STEEL (CR)	1.815	-0.27	€ 1.82	14/06/2024	1.85	1.77	1.85	1.815	1.806	350@1.77	1044@1.82	---	---	821	13	1,483.10	24,651.73	1.76	2.4	55102010	
40,693,350	5.00	---	---	---	03/07/2006	26/05/2015	---	TECHNICAL OLYMPIC SA (CR)	2.45	-0.81	€ 2.47	14/06/2024	2.48	2.42	2.5	2.45	2.449	50@2.42	1664@2.45	---	---	4,348	53	10,648.35	99,698.71	2.42	3.05	40202010	
3,048,000	0.300	---	---	---	06/07/2007	01/06/2021	---	TZIRAKIAN PROFIL (CR)	1.43	0.70	€ 1.42	14/06/2024	1.43	1.43	1.43	1.43	1.43	50@1.38	54@1.43	---	2023	10	1	14.30	4,358.64	1.385	1.925	55102010	
8,340,750	1.16	---	---	---	25/06/2009	17/09/2018	---	HAIDEMENOS SA (CR)	0.615	3.36	€ 0.595	14/06/2024	0.63	0.6	0.64	0.615	0.615	500@0.530	450@0.625	---	2023	2,635	11	1,620.12	5,129.56	0.555	0.92	50205030	

## Main Market - Low Liquidity Class

50,014,177	0.050	---	---	---	04/06/2008	27/03/2023	---	ATTICA BANK S.A. (CR)	10.85	-0.91	€ 10.95	14/06/2024	10.9	10.65</
------------	-------	-----	-----	-----	------------	------------	-----	-----------------------	-------	-------	---------	------------	------	---------

Daily Official List

Year: 145 Trading Day No: 112

Section 2: Analytic Figures of Shares Transactions

Monday, 17 June, 2024

Number of Outstanding Securities	Nominal Value	Dividends [1]			Date of Last Coupon		Note	Shares	Closing price	% change	Previous closing price/date	Open price	Price min	Price max	Last price	Avg price	Last Bid [7]	Last Ask [7]	P/E after tax	Year	Volume	Trades	Transactions Value[8]	Company Mkt Value (thou. €)	Year low	Year high	Sector[4]
2021	2022	2023	Dividend [2]	Right																							
11,869,224	0.540	0.136	0.15	---	03/07/2023	30/08/2019	---	FLEXOPACK SA (CR)	7.8	---	7.8	14/06/2024	---	---	---	---	81@7.85	826@8.05	---	---	---	---	---	92,579.95	7.55	8.65	50203030
468,700		3.42	4.06	2.8	13/06/2024	21/05/2004	---	MERMEREN KOMB. A.D. PR. (GDR)	47	---	47	14/06/2024	---	---	---	---	69@42.40	2@48.60	1.61	2023	---	---	---	22,028.90	42.2	50	55102000
57,434,884	1.17	---	---	---	05/06/2008	12/06/2009	---	REDS S.A. (CR)	2.7	---	2.7	14/06/2024	2.7	2.7	2.7	2.7	2.7910890@2.70	---	---	---	89,110	169	240,597.00	155,074.19	2.25	2.74	35101010
244,669,638	0.500	0.02	0.03	---	23/06/2023	28/12/2023	---	TRASTOR REAL EST. INV. CO.(CR)	1.14	---	1.14	14/06/2024	---	---	---	---	950@1.10	6@1.20	---	---	---	---	---	278,923.39	1.1	1.42	35102000
15,300,000	0.300	---	---	---	30/07/2009	13/12/1999	---	ATTICA PUBLICATIONS SA (CR)	0.418	---	0.418	14/06/2024	---	---	---	---	---	1539@0.418	---	---	---	---	---	6,395.40	0.292	0.452	40301030
15,000,000	0.300	---	---	---	06/07/2007	18/07/2000	---	DAIOS PLASTICS SA (CR)	3.62	---	3.62	14/06/2024	---	---	---	---	230@3.32	259@3.76	---	---	---	---	---	54,300.00	3.18	4.18	50203015
3,307,500	0.210	---	0.4	---	13/10/2023	30/11/2022	---	ELVE SA (CR)	5.2	---	5.2	14/06/2024	---	---	---	---	600@5.00	368@5.30	9.71	2023	---	---	---	17,199.00	4.7	5.45	40204020
86,735,980	0.310	---	---	---	06/07/2009	07/09/2023	---	ATHENS MEDICAL CENTER SA (CR)	1.5	-1.9%	1.53	14/06/2024	1.6	1.5	1.6	1.5	1.51 500@1.54	60@1.53	---	---	5,752	29	8,686.34	130,103.97	1.49	2.03	20101025
2,760,000	11.83	11	11.8	12.4	03/06/2024	16/07/1990	---	KARELIA (CR)	332	---	332	14/06/2024	332	332	332	332	3@332.00	40@336.00	---	---	2	1	664.00	916,320.00	324	350	45103010
6,700,000	0.800	0.047	0.047	---	23/08/2023	29/05/2014	---	MILLS KEPENOS (CR)	2	---	2	14/06/2024	---	---	---	---	5@1.90	630@2.00	21.47	2023	---	---	---	13,400.00	1.73	2.26	45102020
18,017,472	0.360	---	---	---	09/09/2022	28/08/2017	---	KTIMA KOSTAS LAZARIDIS SA (CR)	1.79	---	1.79	14/06/2024	---	---	---	---	245@1.68	281@1.80	---	---	---	---	---	32,251.27	1.64	1.9	45101015
21,364,000	1.12	---	0.4	---	21/08/2023	08/03/2023	---	LAMPASA HOTEL SA (CR)	36.6	-0.54%	36.8	14/06/2024	36.6	36.4	36.6	36.6	36.594 160@36.60	50@37.40	---	---	350	5	12,808.00	781,922.40	28.4	39.8	40501025
32,188,050	1.04	---	---	---	21/07/2008	20/01/2000	---	MOUZAKIS (CR)	0.675	---	0.675	14/06/2024	0.68	0.67	0.68	0.67	0.674 1200@0.670	3000@0.730	---	---	500	2	337.00	21,726.93	0.67	0.92	55101020
6,340,000	0.600	0.17	0.1	0.2	11/12/2023	11/01/2024	---	NAKAS MUSIC	2.64	---	2.64	14/06/2024	2.76	2.7	2.76	2.7	2.709 56@2.66	19@2.74	---	---	35	3	94.80	16,737.60	2.54	3.16	40401030
27,379,200	0.980	---	0.45	---	01/08/2023	29/08/2022	---	CRETE PLASTICS SA (CR)	15.3	---	15.3	14/06/2024	---	---	---	---	50@13.80	250@15.40	---	---	---	---	---	418,901.76	14.4	16.4	50203015
255,494,534	2.71	0.279	0.255	0.247	14/06/2024	30/09/2021	---	PRODEA (CR)	7.8	---	7.8	14/06/2024	---	---	---	---	500@7.80	---	---	---	---	---	---	1,992,857.37	7	8	35102000
4,181,450	0.500	---	---	---	21/08/2000	05/03/2002	---	FLOUR MILLS SARANTOPOULOS SA	1.07	---	1.07	14/06/2024	---	---	---	---	---	910@1.07	---	---	---	---	---	4,474.15	0.965	1.12	45102020

Exchange Traded Funds (ETFs)

934,675	---	---	---	---	15/06/2016	---	ALPHA ETF FTSE Athex Large Cap	34.67	-0.16%	34.725	14/06/2024	34.99	34.325	34.99	34.67	34.587	500@34.50	498@34.67	---	---	3,190	61	110,331.04	---	31.58	38	12003
---------	-----	-----	-----	-----	------------	-----	--------------------------------	-------	--------	--------	------------	-------	--------	-------	-------	--------	-----------	-----------	-----	-----	-------	----	------------	-----	-------	----	-------

Surveillance

89,078,604	0.040	---	---	---	07/07/2010	16/01/2024	5160	FRIGOGLASS SA (CR)	0.22	5.77%	0.208	14/06/2024	0.21	0.21	0.22	0.22	0.219 4500@0.218	4000@0.226	---	2023	44,950	13	9,826.50	19,597.29	0.208	0.44	50204000
65,326,268	0.530	---	---	---	04/07/2007	19/07/2006	4750	SATO SA (CR)	0.034	---	0.034	14/06/2024	0.031	0.031	0.031	0.031	0.03124964@0.031	5000@0.034	---	---	36	1	1.12	2,221.09	0.027	0.067	40202015
13,191,620	0.620	---	---	---	04/08/2010	09/09/2002	5232	YALCO - CONSTANTINOU (CR)	0.162	---	0.162	14/06/2024	---	---	---	---	---	500@0.150	---	---	---	---	---	2,137.04	0.146	0.208	40202020
17,579,754	4.16	---	---	---	18/08/2006	02/08/2010	---	BIOTER SA (CR)	0.256	---	0.256	14/06/2024	---	---	---	---	---	10000@0.254	---	---	---	---	---	4,500.42	0.2	0.436	50101010
54,654,600	0.050	---	---	---	01/07/1998	30/12/2022	5275	VIS SA (CR)	0.142	---	0.142	14/06/2024	0.142	0.142	0.142	0.142	0.142 1000@0.145	---	---	2023	7,200	3	1,022.40	7,760.95	0.142	0.288	50203030
51,754,364	0.300	---	---	---	23/12/2003	24/01/2007	5197	SELECTED TEXT. IND. ASSOC (CR)	0.14	---	0.14	14/06/2024	0.126	0.126	0.126	0.126	0.126 500@0.126	693@0.129	---	---	540	3	68.04	7,245.61	0.108	0.164	55101020
15,842,391	1.51	---	---	---	15/07/2009	12/05/2000	5141	BITROS HOLDING SA (CR)	0.64	---	0.64	14/06/2024	0.63	0.63	0.63	0.63	0.63 680@0.580	3761@0.630	---	---	1,000	1	630.00	10,139.13	0.41	0.755	55102010
24,319,250	0.300	---	---	---	09/07/2002	04/07/2007	5165	PROODEFTIKH SA (CR)	0.276	---	0.276	14/06/2024	0.276	0.276	0.276	0.276	0.276 1500@0.266	2790@0.290	---	---	5,000	2	1,380.00	6,712.11	0.228	0.4	50101010
28,438,268	0.070	---	---	---	21/08/2006	24/11/1999	5253	SPIROY AGRICULTURE SA (CR)	0.155	---	0.155	14/06/2024	---	---	---	---	---	150@0.150	---	---	---	---	---	4,407.93	0.14	0.252	45102010
1,011,000	1.00	---	---	---	01/07/2004	11/12/2012	5193	TRIA ALFA SA (CR)	5.9	---	5.9	14/06/2024	5.4	5.4	5.4	5.4	138@5.40	110@5.85	---	2023	70	3	378.00	5,964.90	5.35	8.95	55101020

Suspension Status

12,417,000	0.310	---	---	---	27/08/2019	28/08/2017	5233	MLS MULTIMEDIA SA (CR)	0.57	---	0.57	12/05/2020	---	---	---	---	---	---	---	---	---	---	---	7,077.69	0.57	0.57	10101015	
6,330,002	0.300	---	---	---	25/06/2002	15/03/2019	5278	VARVARESSOS (CR)	0.24	---	0.24	02/05/2023	---	---	---	---	---	---	---	---	---	---	---	---	1,519.20	0.24	0.24	55101020
3,961,300	1.28	---	---	---	29/06/2004	03/08/2000	5248	DUROS SA (CR)	0.25	---	0.25	24/04/2023	---	---	---	---	---	---	---	---	---	---	---	---	990.33	0.25	0.25	40204020
7,125,216	0.650	---	---	---	01/07/2005	14/12/1999	4955	KRE.KA SA (CR)	0.28	---	0.28	06/04/2023	---	---	---	---	---	---	---	---	---	---	---	---	1,995.06	0.28	0.28	45102010
7,734,375	1.00	---	---	---	09/07/2007	07/01/2011	5277	LIVANIS SA (CR)	0.125	---	0.125	28/04/2023	---	---	---	---	---	---	---	---	---	---	---	---	966.80	0.125	0.125	40301030
10,203,575	0.730	---	---	---	16/07/2007	18/10/1999	---	FIERATEX SA (CR)	0.359	---	0.359	30/04/2024	---	---	---	---	---	---	---	---	---	---	---	---	3,663.08	0.335	0.538	55101020

## Shares' Notes

Code	Note text
( )	- Adjusted dividends.
*	- Last adjusted closing price.
[1]	- Net dividends.
[2]	- The "Date of Last Coupon" for New listings refers to the date company's stocks started to trade in Athex
[3]	- The Company Market Value is referred to the number of outstanding shares
[4]	- Sectors codification can be found in Appendix A
[5]	- The Market Value refers to the total number of shares listed (including their several classes) in the exchange by the company.
[6]	- P/E greater than 100
[7]	- Last view of the Order Book before the end of the trading session
[8]	- All Blocks Methods' Transactions Value are included.
4750	- Transfer to the Under Surveillance Category from 8/4/2011.
4955	- Transfer to the Surveillance Category as from 5/4/2013.
5093	- Transfer to the Surveillance Category as of 8/4/2015.
5141	- Transfer to the Surveillance Category as of 10/05/2017.
5160	- Transfer to the Surveillance Category as of 15/04/2016.
5165	- Transfer to the Surveillance Category as of 15/02/2018.
5193	- Transfer to the Surveillance Category as of 25/10/2018.
5197	- Transfer to the Surveillance Category as of 07/11/2018.
5232	- Transfer to the Under Surveillance Category from 08/04/2011.
5233	- Suspension of trading as of 13/05/2020.
5248	- Transfer to the Surveillance Category as of 06/09/20116.
5253	- Transfer to the Surveillance Category as of 14/5/2021.
5275	- Transfer to the Surveillance Category as of 09/07/2020.
5277	- Suspension of trading as of 02/05/2023.
5278	- Suspension of trading as of 03/05/2023.

### Securities Blocks Details

Securities	Block Volume	Price	Block Trade Value	Time of approval	Note
OTE (CR)	25,000	13.62	340,500.00	11:23:27	20
NATIONAL BANK (CR)	50,000	7.88	393,800.00	11:46:50	20
NATIONAL BANK (CR)	100,000	7.87	787,000.00	12:12:55	20
PPC (CR)	30,000	10.49	314,700.00	12:28:21	20
ADMIE (IPTO) HOLDING S.A. (CR)	1,000	2.17	2,165.00	14:27:35	14
JUMBO SA (CR)	44,784	26.10	1,168,862.40	16:54:53	20

### Blocks Notes

- 9 - Method 6-1 / Special Fees
- 10 - Method 6-1 / Special Fees, SDS
- 14 - Method 6-3 / Settlement, Incomplete Buy and Sell
- 18 - Method 6-2 / SPOT 1
- 19 - Method 6-2 / SPOT 2
- 20 - Method 6-1 and Method 6-1 Same Day Settlement
- 21 - Other Pre-agreed

## Shares Rights Details

Occurred date	Exercise from	Exercise until	Trading until	Rights	Price min	Price max	Closing price	Last Bid	Last Ask	Volume	Trades	Transactions Value
---------------	---------------	----------------	---------------	--------	-----------	-----------	---------------	----------	----------	--------	--------	--------------------

No Rights Transactions.

### Forced Sales Details

Securities	Category of Security	Transactions Volume	Number of Trades	Transactions Value	Note
OTE (CR)	Stocks	8,256	10	111,373.44	1
MYTILINEOS (CR)	Stocks	4,340	3	154,677.60	1
HELLENIC EXCHANGES-A.S.E. (CR)	Stocks	10,420	1	52,308.40	1
OPAP (CR)	Stocks	7,083	7	104,828.40	1
MOTOR OIL (CR)	Stocks	1,853	10	45,213.20	1

### Forced Sales Notes

- 1 - Compulsory Public Forced Sales
- 2 - Forced Sales of Fixed Registered Shares
- 3 - Forced Sales of Remaining Fractional Shares



## Exchange Traded Funds (ETFs) Characteristics

	Transactions Date (T)	Creation / Redemption	Units (T-1)	New Units (T-1)	Redemption Units (T-1)	Units (T) [1]	Fund Assets [2]	Net Unit Price	Dividend per Unit	Dividend Date
ALPHA ETF FTSE Athex Large Cap	17/06/2024	5,000	934,675	---	---	934,675	32,326,230.00	34.5855	0.62	03/07/2023

## ETFs Notes

[1] - Units (T) = Units (T-1) + New Units (T-1) - Redemption Units (T-1)

[2] - The Creation / Redemption Units of T-1 are included.

## Non Convertible Corporate Bonds - Regulated Market

Num Listed Bonds	Nominal price	Issue price	Today's Rate	Exp. Date	Duration (years)	Note	Coupon		Trading Unit	Corporate Bonds	Accrued Int.	Yield.T.Mat	Price min	Price max	Closing price	Previous closing price/date	Volume	Transactions Value	Last order		ear min	Year max		
							Common	Preferred											Price	Buy / Sell			Date	
130,000	1,000.00	1,000.00	6.00	27/02/2029	5	---	1	---	1	INTRALOT S.A. (Non Convertible)	18.8333	5.7730	100.3000	100.5000	100.4500	100.4000	14/06/2024	13,000	13,289.83	100.3000	B	17/06/2024	100.0050	101.9000
320,000	1,000.00	1,000.00	3.40	21/07/2027	7	---	8	---	1	LAMDA DEVELOPMENT S.A. (Non Convertible)	14.0722	4.7120	94.0010	95.1000	94.6809	94.6820	14/06/2024	62,000	59,574.63	95.0000	B	17/06/2024	92.0000	97.1500
200,000	1,000.00	1,000.00	2.10	27/10/2027	7	---	8	---	1	O.P.A.P. S.A. (Non Convertible)	2.9750	4.1770	92.5610	93.3600	92.8361	93.3690	14/06/2024	9,000	8,382.03	92.8000	B	17/06/2024	90.5800	95.0000
200,000	1,000.00	1,000.00	1.90	23/03/2028	7	---	7	---	1	MOTOR OIL CORINTH REFINERIES SA (Non Convertible)	4.4861	4.0350	92.1000	92.6000	92.1000	92.1720	14/06/2024	2,000	1,855.97	92.1000	B	17/06/2024	90.5000	92.8000
100,000	1,000.00	1,000.00	2.95	11/02/2027	5	---	5	---	1	SAFE BULKERS PARTICIPATIONS PLC (Non Convertible)	10.4889	5.6050	92.8700	92.8701	92.8700	92.9680	14/06/2024	3,000	2,817.57	92.8800	B	17/06/2024	92.6794	97.0000
230,000	1,000.00	1,000.00	4.70	12/07/2029	7	---	4	---	1	LAMDA DEVELOPMENT S.A. (Non convertible)	20.7583	4.7510	97.8000	98.1499	97.9784	98.4350	14/06/2024	143,000	143,077.55	97.8000	B	17/06/2024	97.0000	101.2000
100,000	1,000.00	1,000.00	4.40	26/07/2029	7	---	4	---	1	CPLP SHIPPING HOLDINGS PLC (Non Convertible)	17.7222	4.9250	95.3001	96.7999	96.1127	96.5000	14/06/2024	11,000	10,767.34	95.6100	B	17/06/2024	95.0948	100.2438
199,375	1,000.00	1,000.00	3.60	12/03/2026	7	---	11	---	1	AEGEAN AIRLINES S.A. (Non Convertible)	9.9000	3.6790	97.5100	98.9800	98.7000	98.9300	14/06/2024	149,000	147,718.30	98.3000	B	17/06/2024	97.1458	99.3000
150,000	1,000.00	1,000.00	2.60	22/10/2026	7	---	10	---	1	TERNA ENERGY FINANCE S.A. (Non Convertible)	4.1889	4.0030	95.0100	95.9000	95.8833	95.2700	12/06/2024	78,000	74,740.78	95.1000	B	17/06/2024	92.8293	95.9000
500,000	1,000.00	1,000.00	2.75	03/07/2027	7	---	8	---	1	GEK TERNA S.A. (Non Convertible)	12.8333	4.9580	92.1500	92.9000	92.6267	92.3480	14/06/2024	137,000	128,656.72	92.8000	B	17/06/2024	91.5500	94.0000
200,000	1,000.00	1,000.00	4.25	23/01/2029	5	---	1	---	1	AUTOHELLAS S.A. (Non Convertible)	17.4722	4.2920	99.5000	99.7000	99.5500	99.7000	14/06/2024	5,000	5,066.36	99.5000	B	17/06/2024	97.5000	101.0000
175,000	1,000.00	1,000.00	3.40	26/07/2024	5	---	10	---	1	ATTICA HOLDINGS S.A. (Non Convertible)	13.6944	9.2820	---	---	---	99.2010	13/06/2024	---	---	99.1800	B	17/06/2024	98.5000	99.8400
100,000	1,000.00	1,000.00	2.70	25/05/2026	5	---	7	---	1	COSTAMARE PARTICIPATIONS PLC (Non Convertible)	1.7250	4.5370	96.0000	96.0000	96.0000	95.9000	14/06/2024	2,000	1,923.45	96.1000	B	17/06/2024	94.2567	97.0000
300,000	1,000.00	1,000.00	2.30	20/07/2028	7	---	6	---	1	PRODEA REIC S.A.(Non Convertible)	9.5194	5.1150	89.1000	89.9995	89.1750	89.5500	14/06/2024	9,000	8,162.96	89.1000	B	17/06/2024	86.1234	92.3500
150,000	1,000.00	1,000.00	2.65	22/10/2026	5	---	6	---	1	CPLP SHIPPING HOLDINGS PLC (Non Convertible)	4.2694	4.9500	94.3000	94.7000	94.3500	94.5000	14/06/2024	3,000	2,846.81	94.3000	B	17/06/2024	93.0000	95.0000
250,000	1,000.00	1,000.00	2.45	16/11/2028	7	---	6	---	1	ELVALHALCOR S.A. (Non Convertible)	2.3139	4.4470	90.0804	91.7000	91.4727	91.1960	14/06/2024	273,000	250,466.94	90.6189	B	17/06/2024	88.4206	93.3241
120,000	1,000.00	1,000.00	2.65	06/12/2028	7	---	6	---	1	NOVAL PROPERTY REIC (Non Convertible)	0.9569	4.3600	91.8000	93.2000	92.4000	91.8000	14/06/2024	108,000	100,251.67	90.4001	B	17/06/2024	88.5000	93.2000
300,000	1,000.00	1,000.00	2.30	14/12/2028	7	---	6	---	1	GEK TERNA S.A. (Non Convertible)	0.3194	5.3280	86.9000	88.7999	87.7500	87.5000	14/06/2024	334,000	295,134.99	87.7500	B	17/06/2024	85.0000	90.9000

## Corporate Bonds Notes

Transactions Volume = (Pieces) \* (Nominal Price). Transactions Value = (Pieces) \* (Nominal Price) \* (price %) + (Accrued interest).

The price of a Bond is stated as a percentage (%) of Bond's Nominal Price.

Nominal Price in Euros (€), except if it is noted differently.

## Non Convertible Corporate Bonds - Regulated Market

Num Listed Bonds	Nominal price	Issue price	Today's Rate	Exp. Date	Duration (years)	Note	Coupon		Trading Unit	Corporate Bonds	Accrued Int.	Yield.T.Mat	Price min	Price max	Closing price	Previous closing price/date	Volume	Transactions Value	Last order		ear min	Year max		
							Common	Preferred											Price	Buy / Sell			Date	
100,000	1,000.00	1,000.00	2.80	25/01/2027	5	---	5	---	1	PREMIA S.A. (Non Convertible)	11.3556	5.3520	92.5100	94.4989	93.2457	94.3490	11/06/2024	64,000	60,403.98	91.8616	B	17/06/2024	90.9974	97.8048
500,000	1,000.00	1,000.00	4.00	10/07/2030	7	---	2	---	1	MYTILINEOS S.A. (Non Convertible)	17.8889	3.9240	99.5500	99.6800	99.6350	99.6850	14/06/2024	185,000	187,619.94	99.5600	B	17/06/2024	98.3001	100.6000
120,000	1,000.00	1,000.00	3.95	04/04/2025	7	---	13	---	1	GEK TERNA S.A. (Non Convertible)	8.3389	3.3670	99.6000	99.8000	99.8000	99.7710	13/06/2024	97,000	97,520.87	99.5000	B	17/06/2024	98.6000	100.1000
100,000	1,000.00	1,000.00	5.50	15/12/2028	5	---	2	---	1	IDEAL HOLDINGS S.A. (Non Convertible)	0.3056	4.8280	102.0000	103.0000	102.0000	102.3000	14/06/2024	33,000	33,750.68	102.0000	B	17/06/2024	100.6502	104.1000

## Corporate Bonds Notes

Transactions Volume = (Pieces) \* (Nominal Price). Transactions Value = (Pieces) \* (Nominal Price) \* (price %) + (Accrued interest).

The price of a Bond is stated as a percentage (%) of Bond's Nominal Price.

Nominal Price in Euros (€), except if it is noted differently.

## Government Bonds

Number Listed Bonds	Nominal price	Today's Rate	Accrued Interest Calc	Exp. Date [1]	Duration (years)	Note	Coupons Date	Curr. coupon value	Trading Unit	Government Bonds	Price min	Price max	Closing price	Previous closing price/date	Volume	Transactions Value	Price	Last order Buy / Sell	Date
3,000,000	1,000.00	4.13	Actual/Actual	15/06/2054	30	---	15/06	4.13	1	GGB-FXD-150654-30Y-4.125-1.000	---	---	---	---	---	---	---	---	---
4,700,000	1,000.00	1.88	Actual/Actual	04/02/2035	15	---	04/02	1.88	1	GGB-FXD-040235-15Y-1.875-1.000	---	---	---	---	---	---	---	---	---
6,000,000	1,000.00	0.75	Actual/Actual	18/06/2031	10	---	18/06	0.75	1	GGB-FXD-180631-10Y-0.750-1.000	---	---	---	---	---	---	---	---	---
3,600,000	1,000.00	3.88	Actual/Actual	15/06/2028	5	---	15/06	3.88	1	GGB-FXD-150628-05Y-3.875-1.000	---	---	---	---	---	---	---	---	---
5,962,747,327	1.00	3.75	Actual/Actual	30/01/2028	10	---	/02 - 01/02 - 31/	3.75	1	GGB-FXD-300128-10Y-3.750-1.000	---	---	---	85.4610 13/07/2018	---	---	1.0000	B	28/11/2018
7,067,309,386	1.00	3.90	Actual/Actual	30/01/2033	15	---	/02 - 01/02 - 31/	3.90	1	GGB-FXD-300133-15Y-3.900-1.000	---	---	---	78.6730 13/07/2018	---	---	1.0000	B	28/11/2018
5,622,848,349	1.00	4.00	Actual/Actual	30/01/2037	19	---	/02 - 01/02 - 31/	4.00	1	GGB-FXD-300137-19Y-4.000-1.000	---	---	---	77.0370 13/07/2018	---	---	1.0000	B	28/11/2018
5,476,770,669	1.00	4.20	Actual/Actual	30/01/2042	24	---	/02 - 01/02 - 31/	4.20	1	GGB-FXD-300142-24Y-4.200-1.000	---	---	---	77.7640 13/07/2018	---	---	1.0000	B	28/11/2018
4,250,000	1,000.00	3.38	Actual/Actual	15/06/2034	10	---	15/06	3.38	1	GGB-FXD-150634-10Y-3.375-1.000	---	---	---	---	---	---	---	---	---
40,248,141	1.00	4.30	Actual/Actual	24/02/2025	13	---	24/02	4.30	1	GGB-FXD-240225-13Y-2.000-1.000	---	---	---	10.0000 22/06/2015	---	---	---	---	---
59,586,043	1.00	4.30	Actual/Actual	24/02/2026	14	---	24/02	4.30	1	GGB-FXD-240226-14Y-2.000-1.000	---	---	---	10.0000 22/06/2015	---	---	---	---	---
41,118,344	1.00	4.30	Actual/Actual	24/02/2027	15	---	24/02	4.30	1	GGB-FXD-240227-15Y-2.000-1.000	---	---	---	10.0000 22/06/2015	---	---	---	---	---
45,137,734	1.00	4.30	Actual/Actual	24/02/2028	16	---	24/02	4.30	1	GGB-FXD-240228-16Y-2.000-1.000	---	---	---	10.0000 22/06/2015	---	---	---	---	---
61,768,888	1.00	4.30	Actual/Actual	24/02/2029	17	---	24/02	4.30	1	GGB-FXD-240229-17Y-2.000-1.000	---	---	---	10.0000 22/06/2015	---	---	---	---	---
54,567,744	1.00	4.30	Actual/Actual	24/02/2030	18	---	24/02	4.30	1	GGB-FXD-240230-18Y-2.000-1.000	---	---	---	10.0000 22/06/2015	---	---	---	---	---
37,541,515	1.00	4.30	Actual/Actual	24/02/2031	19	---	24/02	4.30	1	GGB-FXD-240231-19Y-2.000-1.000	---	---	---	10.0000 22/06/2015	---	---	---	---	---
37,558,317	1.00	4.30	Actual/Actual	24/02/2032	20	---	24/02	4.30	1	GGB-FXD-240232-20Y-2.000-1.000	---	---	---	10.0000 22/06/2015	---	---	---	---	---
37,473,732	1.00	4.30	Actual/Actual	24/02/2033	21	---	24/02	4.30	1	GGB-FXD-240233-21Y-2.000-1.000	---	---	---	10.0000 22/06/2015	---	---	---	---	---
33,888,293	1.00	4.30	Actual/Actual	24/02/2034	22	---	24/02	4.30	1	GGB-FXD-240234-22Y-2.000-1.000	---	---	---	10.0000 22/06/2015	---	---	---	---	---
35,177,800	1.00	4.30	Actual/Actual	24/02/2035	23	---	24/02	4.30	1	GGB-FXD-240235-23Y-2.000-1.000	---	---	---	10.0000 22/06/2015	---	---	---	---	---
35,547,268	1.00	4.30	Actual/Actual	24/02/2036	24	---	24/02	4.30	1	GGB-FXD-240236-24Y-2.000-1.000	---	---	---	10.0000 22/06/2015	---	---	---	---	---
40,246,306	1.00	4.30	Actual/Actual	24/02/2037	25	---	24/02	4.30	1	GGB-FXD-240237-25Y-2.000-1.000	---	---	---	10.0000 22/06/2015	---	---	---	---	---
37,643,952	1.00	4.30	Actual/Actual	24/02/2038	26	---	24/02	4.30	1	GGB-FXD-240238-26Y-2.000-1.000	---	---	---	10.0000 22/06/2015	---	---	---	---	---
36,977,100	1.00	4.30	Actual/Actual	24/02/2039	27	---	24/02	4.30	1	GGB-FXD-240239-27Y-2.000-1.000	---	---	---	10.0000 22/06/2015	---	---	---	---	---
41,615,000	1.00	4.30	Actual/Actual	24/02/2040	28	---	24/02	4.30	1	GGB-FXD-240240-28Y-2.000-1.000	---	---	---	10.0000 22/06/2015	---	---	---	---	---
42,227,208	1.00	4.30	Actual/Actual	24/02/2041	29	---	24/02	4.30	1	GGB-FXD-240241-29Y-2.000-1.000	---	---	---	10.0000 22/06/2015	---	---	---	---	---
68,288,487	1.00	4.30	Actual/Actual	24/02/2042	30	---	24/02	4.30	1	GGB-FXD-240242-30Y-2.000-1.000	---	---	---	10.0000 22/06/2015	---	---	---	---	---
4,000,000	1,000.00	3.88	Actual/Actual	12/03/2029	10	---	12/03	3.88	1	GGB-FXD-120329-10Y-3.875-1.000	---	---	---	---	---	---	100.0000	B	15/10/2019
4,500,000	1,000.00	0.00	Actual/Actual	12/02/2026	5	---	12/02	0.00	1	GGB-FXD-120226-05Y-3.000-1.000	---	---	---	---	---	---	---	---	---
2,209,163	1,000.00	3.38	Actual/Actual	15/02/2025	7	---	15/02	3.38	1	GGB-FXD-150225-07Y-3.375-1.000	---	---	---	---	---	---	---	---	---
964,000	1,000.00	3.25	Actual/Actual	20/03/2025	6	---	20/03	3.25	1	GGB-FXD-200325-06Y-3.250-1.000	---	---	---	---	---	---	---	---	---
2,100,000	1,000.00	3.55	Actual/Actual	20/03/2026	7	---	20/03	3.55	1	GGB-FXD-200326-07Y-3.550-1.000	---	---	---	---	---	---	---	---	---
5,500,000	1,000.00	1.50	Actual/Actual	18/06/2030	10	---	18/06	1.50	1	GGB-FXD-180630-10Y-1.500-1.000	---	---	---	---	---	---	---	---	---
3,500,000	1,000.00	4.38	Actual/Actual	18/07/2038	15	---	18/07	4.38	1	GGB-FXD-180738-15Y-4.375-1.000	---	---	---	---	---	---	---	---	---

## Government Bonds Notes

Transactions Volume = (Pieces) \* (Nominal Price). Transactions Value = (Pieces) \* (Nominal Price) \* (price %) + (Accrued interest).

The Value of current coupon for the issues with NV 0.01 euro refers to NV 100 euros

FLR: Floating Interest Rate.

[1] - The Expiration Date of the interest bearing period and the Date for coupon payment.

## Government Bonds

Number Listed Bonds	Nominal price	Today's Rate	Accrued Interest Calc	Exp. Date [1]	Duration (years)	Note	Coupons Date	Curr. coupon value	Trading Unit	Government Bonds	Price min	Price max	Closing price	Previous closing price/date	Volume	Transactions Value	Price	Last order Buy / Sell	Date
40,000	1,000.00	4.67	FLR	Actual/360	18/09/2024	1	---	18/09 - 19/03	---	1	GGB-FLT-180924-01Y-4.670-1.000	---	---	---	---	---	---	---	---
5,364,250	1,000.00	3.25		Actual/Actual	20/03/2050	30	---	20/03	3.25	1	GGB-FXD-200350-30Y-3.250-1.000	---	---	---	---	---	---	---	---
3,924,361	1,000.00	2.00		Actual/Actual	22/04/2027	7	---	22/04	2.00	1	GGB-FXD-220427-07Y-2.000-1.000	---	---	---	---	---	99.9000	B	22/04/2020
2,500,000	1,000.00	1.88		Actual/Actual	23/07/2026	7	---	23/07	1.88	1	GGB-FXD-230726-07Y-1.875-1.000	---	---	---	---	---	---	---	---
4,900,000	1,000.00	4.25		Actual/Actual	15/06/2033	10	---	15/06	4.25	1	GGB-FXD-150633-10Y-4.250-1.000	---	---	---	---	---	---	---	---
3,500,000	1,000.00	1.88		Actual/Actual	24/01/2052	30	---	24/01	1.88	1	GGB-FXD-240152-30Y-1.875-1.000	---	---	---	---	---	---	---	---
3,700,000	1,000.00	1.75		Actual/Actual	18/06/2032	10	---	18/06	1.75	1	GGB-FXD-180632-10Y-1.750-1.000	---	---	---	---	---	---	---	---
2,200,000	1,000.00	1.13	FLR	Actual/360	15/12/2027	5	---	- 15/12 - 15/03 -	---	1	GGB-FLT-151227-05Y-1.130-1.000	---	---	---	---	---	102.1600	B	30/12/2022

## Government Bonds Notes

Transactions Volume = (Pieces) \* (Nominal Price). Transactions Value = (Pieces) \* (Nominal Price) \* (price %) + (Accrued interest).

The Value of current coupon for the issues with NV 0.01 euro refers to NV 100 euros

FLR: Floating Interest Rate.

[1] - The Expiration Date of the interest bearing period and the Date for coupon payment.

Treasury Bills & Zero Coupon Government Bonds

Issue Date	13-Week Maturity									26-Week Maturity									52-Week Maturity								
	Exp. Date	Initial Rate	Num Listed Bonds	Nominal price	Issue price	Last Trade Price	Last Trade Date	Volume Traded	Note	Exp. Date	Initial Rate	Num Listed Bonds	Nominal price	Issue price	Last Trade Price	Last Trade Date	Volume Traded	Note	Exp. Date	Initial Rate	Num Listed Bonds	Nominal price	Issue price	Last Trade Price	Last Trade Date	Volume Traded	Note
08/09/2023	---	---	---	---	---	---	---	---	---	---	---	---	---	---	---	---	---	---	06/09/2024	3.81	812,500	1,000.00	962.90	---	---	---	---
08/12/2023	---	---	---	---	---	---	---	---	---	---	---	---	---	---	---	---	---	---	06/12/2024	3.70	600,000	1,000.00	963.90	---	---	---	---
08/03/2024	---	---	---	---	---	---	---	---	---	---	---	---	---	---	---	---	---	---	07/03/2025	3.73	812,500	1,000.00	963.70	---	---	---	---
07/06/2024	---	---	---	---	---	---	---	---	---	---	---	---	---	---	---	---	---	---	06/06/2025	3.34	600,000	1,000.00	967.30	---	---	---	---

Bonds in Circulation	Currency / Min nominal traded Value	Coupons Payment Date	Current Coupon Value	Note	Coupon	Trading Unit	Issue Date	Duration (years)	Today's Interest	A.I.C in days	Bonds	Last price of previous days		Last Outcry in Cash (euro)		Trades in Pieces	Life min	Life Max	
												Price	Buy / Sell	Price	Buy / Sell				
<b>Corporate Bonds in Foreign Currency and Euro</b>																			
103,746	GBP / 10	01/12	0.25	---	65	1	01/12/1930	98	2.5	360	National Mortgage Bank	2.27	05/02/1996	2.27	S	05/02/1996	---	2.27	2.27
0	GBP / 10	01/12	0.25	---	67	1	01/12/1928	100	2.5	360	National Mortgage Bank	---	---	---	---	---	---	---	---

## Government Bonds Notes

A.I.C: Accrued Interest Calculation base.

FLR: Floating Interest Rate.

The minimum tradeable Nominal Value for all Demeterialised Government Titles is 100 Euros.

(μφρ-0)

## Athex &amp; ATHEXClear Members List

Member Name				Stock Market			Derivatives Market		ATHEXClear Member	
	Address	Phone	Fax	Market Member	Remote Member	Market Maker	Proprietary	Market Maker	General Clearing	Direct Clearing
A. SARRIS SECURITIES S.A.				a						
6, ΔΡΑΓΑΤΣΑΝΙΟΥ 6 ΑΘΗΝΑ	2103367700									
ΑΕΟΝIC SECURITIES C.I.F. P.L.C.				a						
, ΛΑΪΟΥ 6, ΓΡ. 301B, ANNA COURT	35725337600									
ALPHA BANK S.A.									a	
, ΣΤΑΔΙΟΥ 40 ΑΘΗΝΑ	2103260000									
ALPHA FINANCE INVESTMENT SERVICES SINGLE MEMBER SA				a		a	a	a		a
5, ΠΑΝΕΠΙΣΤΗΜΙΟΥ 45 ΑΘΗΝΑ	2103677400									
ARGUS STOCKBROKERS LTD				a	a		a			
25, 25 ΛΕΩΦΟΡΟΣ ΔΗΜΟΣΘΕΝΗ ΣΕΒΕΡΗ	0035722717000									
ATHLOS CAPITAL INVESTMENT SERVICES LTD					a					
, 17 STASINOU AVENUE, BEDIZIA TOWER, 6TH & 7TH FL.	35722110777									
ATLANTIC SECURITIES LTD				a	a					
37, ΠΡΟΔΡΟΜΟΥ 37	0035722445400									
AXON SECURITIES S.A.				a			a			
48, ΣΤΑΔΙΟΥ 48 ΑΘΗΝΑ	2103363800									
BETA SECURITIES S.A.				a		a	a			a
29, ΑΛΕΞΑΝΔΡΑΣ 29 ΑΘΗΝΑ	210 6478900									
BNP PARIBAS S.A.									a	
, ΛΑΜΨΑΚΟΥ 2 ΑΘΗΝΑ	2107468525									
BOFA SECURITIES EUROPE SA				a	a					
, 51 RUE LA BOÉTIE	+33 153655555									
CAPITAL SECURITIES S.A.				a			a			
58, ΜΗΤΡΟΠΟΛΕΩΣ 58 ΑΘΗΝΑ	2103369700									
CITIGROUP GLOBAL MARKETS EUROPE AG				a	a					
16, REUTERWEG 16	+49 691366-0									
CITIGROUP GLOBAL MARKETS LIMITED				a						
1, 33 CANADA SQUARE - CANARY WHARF	+44 02079864000									
CREDIT SUISSE BANK (EUROPE), S.A.				a						
, CALLE AYALA 42, 3A PLANTA-B MADRID	+34917916000									
CREDIT SUISSE SECURITIES (EUROPE) LIMITED				a						
1, ONE CABOT SQUARE LONDON	+44 2078888888									
CYCLOS SECURITIES S.A.				a			a			
39, ΧΑΡΙΛΑΟΥ ΤΡΙΚΟΥΠΗ 6-8-10 ΑΘΗΝΑ	2103364300									
DEUTSCHE BANK S.A.					a					
1, GREAT WINCHESTER STREET LONDON	+44 20 754 54209	00441133361437								
EUROBANK EQUITIES INVESTMENT FIRM SINGLE MEMBER SA				a		a	a	a		a
, ΦΙΛΕΛΗΝΩΝ 10 & ΞΕΝΟΦΩΝΤΟΣ 13 ΑΘΗΝΑ	2103720425									
EUROBANK S.A.									a	
, ΟΘΩΝΟΣ 8 ΑΘΗΝΑ	2144043907									
EUROCORP INVESTMENT SERVICES S.A.				a			a			a
14, ΠΛ.ΦΙΛΙΚΗΣ ΕΤΑΙΡΕΙΑΣ 14 ΑΘΗΝΑ	2107263600									
EUROTRUST INVESTMENT FIRM SA				a						
113, ΣΕΒΑΣΤΟΥΠΟΛΕΩΣ 113 ΑΘΗΝΑ	2103363100									
EUROXX SECURITIES S.A.				a		a	a	a		a
7, ΠΑΛΑΙΟΛΟΓΟΥ ΧΑΛΑΝΔΡΙ	(210)-6879400	(210)-6879401								
7, ΠΑΛΕΟΛΟΓΟΥ ΧΑΛΑΝΔΡΙ	+30 2106879400	210-6879401								
FREEDOM FINANCE EUROPE LTD				a	a					
, ΧΡΙΣΤΑΚΗ ΚΡΑΝΟΥ 20	035725257786									
G. A. PERVANAS SECURITIES- INVESTMENT SERVICES S.A.				a						
7-9, ΣΟΦΟΚΛΕΟΥΣ 7-9 ΑΘΗΝΑ	2103727200									
GLOBAL CAPITAL SECURITIES & FINANCIAL SERVICES LTD				a	a					
50, ΛΑΡΧΙΕΠΙΣΚΟΠΟΥ ΜΑΚΑΡΙΟΥ Γ50	0035722710710									
GREENPOST TRADING EUROPE LTD				a	a	a				
, ΚΙΜΩΝΟΣ 3, ACROPOLIS MANSIONS, 2ND FLOOR, FLAT/OFFICE 202	035722521389									
HELLENIC AMERICAN SECURITIES S.A.				a		a	a			a
27, ΑΝΔΡΕΑ ΠΑΠΑΝΔΡΕΟΥ 27 ΜΑΡΟΥΣΙ	2103311100									
HELLENIC BANK (INVESTMENTS) LTD					a					
, ΑVE.ΚΥΡΙΑΚΟΥ ΜΑΤΣΙ 31 - ΡΟ ΒΟΧ 24747 ΝΙΟΣΙΑ	+357 22500100	357 22500110								
HSBC CONTINENTAL EUROPE									a	
109-111, ΑΜΕΣΟΓΕΙΩΝ 109-111	2106960000									
INDEX SECURITIES S.A.				a						
6, ΔΡΑΓΑΤΣΑΝΙΟΥ 6 ΑΘΗΝΑ	2103213920									



## Athex &amp; ATHEXClear Members List

Member Name	Stock Market			Derivatives Market		ATHEXClear Member				
	Address	Phone	Fax	Market Member	Remote Member	Market Maker	Proprietary	Market Maker	General Clearing	Direct Clearing
J. CHR. MAVRIKIS SECURITIES S.A.				a						
5, ΣΟΦΟΚΛΕΟΥΣ 5 ATHINA	2103216730									
KAPPA SECURITIES S.A.				a			a			
15, ΒΑΛΑΩΡΙΤΟΥ 15 ATHINA	2103678600									
KARAMANOF SECURITIES & INVESTMENT SERVICES S.A.				a						
2, ΠΛ.ΑΓ.ΘΕΟΔΩΡΩΝ 2 ATHINA	2103212947									
LAIKI FINANCIAL SERVICES LTD					a					
26, AVE. VYRONOS NICOSIA	357 22367367	357 22718567								
LEON DEPOLAS SECURITIES S.A.				a		a	a			
1, ΧΡΗΣΤΟΥ ΛΑΔΑ 1 ATHINA	2103213276 -28									
MEGA EQUITY SECURITIES & FINANCIAL SERVICES PUBLIC LTD				a	a		a			
42-44, ΛΕΩΦ.ΓΡΙΒΑ ΔΙΓΕΝΗ 42-44	0035722711711									
MERIT SECURITIES S.A				a		a	a			a
5, ΣΟΦΟΚΛΕΟΥΣ 5 ATHINA	2141008814									
MERRILL LYNCH INTERNATIONAL				a						
2, 2 KING EDWARD STREET LONDON	+44 20276281000									
N. CHRYSOCHOIDIS STOCK BROKERAGE I.S.S.A.				a			a			a
7-9, ΣΟΦΟΚΛΕΟΥΣ 7-9 ATHINA	2103213913									
NATIONAL BANK OF GREECE S.A.				a		a	a		a	
86, ΑΙΟΛΟΥ STR. ATHINA	(210)-3341000	(210)-3228187								
68, ΑΚΑΔΙΜΙΑΣ STR. ATHINA	(210)-3328817	(210)-3328678								
NATIONAL SECURITIES SINGLE MEMBER SA				a		a	a	a		
66, ΛΕΩΦΟΡΟΣ ΑΘΗΝΩΝ 128-132 & ΙΦΙΓΕΝΙΑΣ ATHINA	2103328784									
NUNTIUS BROKERAGE AND INVESTMENT SERVICES SINGLE MEMBER S.A.				a						
6, ΔΡΑΓΑΤΣΑΝΙΟΥ 6 ATHINA	2103350599									
ONE PLUS CAPITAL LIMITED				a	a					
, 75 PRODROMOU AVENUE NICOSIA 1307	35722873760									
OPTIMA BANK S.A.				a		a	a	a	a	
, ΑΙΓΙΑΛΕΙΑΣ 32 & ΠΑΡΑΔΕΙΣΟΥ ΜΑΡΟΥΣΙ	210 8173000									
PANCRETA BANK S.A									a	
, ΙΚΑΡΟΥ 5	2810338746									
PANTELAKIS SECURITIES S.A.				a		a	a	a		
57, ΕΘΝΙΚΗΣ ΑΝΤΙΣΤΑΣΕΩΣ 57, ΚΤΙΠΙΟ Β CHALANDRI	2106965000									
PIRAEUS BANK S.A.				a			a		a	
, ΑΜΕΡΙΚΗΣ 4 ATHINA	2103335000									
PIRAEUS SECURITIES S. A.				a		a	a	a		a
10, ΣΤΑΔΙΟΥ 10 ATHINA	2103354100									
PROCHOICE SECURITIES LTD				a	a					
57, ΛΕΩΦ.ΣΠΥΡΟΥ ΚΥΠΡΙΑΝΟΥ 57, ΑΚΙΝΗΤΑ Φ	035724661192									
SHARELINK SECURITIES & FINANCIAL SERVICES LTD				a			a			
6, HOUSE-ΘΕΟΤΟΚΗ 6 ΜΕΓΑΡΟ ΕΛΛΗΝΑ	+357 22554200									
SOCIETE GENERALE S.A.				a	a		a			
, 17 COURS VALMY, CEDEX	+157290504									
SOLIDUS SECURITIES S.A				a			a			a
64, ΛΟΥΙΖΗΣ ΠΙΑΝΚΟΥΡ 64 ATHINA	2106900600									
ST. EM. LAVRENTAKIS SECURITIES S.A.				a			a			
7-9, ΣΟΦΟΚΛΕΟΥΣ 7-9 ATHINA	2103213336									
THE CYPRUS INVESTMENT & SECURITIES CORPORATION LTD				a	a					
154, 1 AG. PROKOPIΟΥ & POSIDONOS 1ST FLOOR	0035722121700									
UBS EUROPE SE				a	a					
, OPERNTURM, BOCKENHEIMER LANDSTRASSE 2-4	496921790									
UBS LIMITED					a					
1, FINSBURY AVENUE LONDON	+44 2075687135									
VIGOR FINANCE INVESTMENT SERVICES S.A.				a			a			
, ΨΥΧΑΡΗ 14 Ν. PSYCHIKO	2106718400									

List of Stocks under Market Making operations

Securities	Market Maker	Start Market Making	Stock Category
<b>MLS MULTIMEDIA SA (CR)</b>			<b>Suspension Status</b>
	PIRAEUS SECURITIES S. A.	01/08/2019	
<b>ALPHA ETF FTSE Athex Large Cap</b>			<b>Exchange Traded Funds (ETFs)</b>
	ALPHA FINANCE INVESTMENT SERVICES SINGLE MEMBER SA	02/01/1900	
	NATIONAL SECURITIES SINGLE MEMBER SA	02/01/1900	
<b>ADMIE (IPTO) HOLDING S.A. (CR)</b>			<b>Main Market</b>
	EUROBANK EQUITIES INVESTMENT FIRM SINGLE MEMBER SA	24/05/2021	
	HELLENIC AMERICAN SECURITIES S.A.	09/03/2020	
	PIRAEUS SECURITIES S. A.	29/06/2017	
<b>AEGEAN AIRLINES (CR)</b>			<b>Main Market</b>
	EUROBANK EQUITIES INVESTMENT FIRM SINGLE MEMBER SA	22/09/2020	
<b>ALPHA SERVICES HOLD (CR)</b>			<b>Main Market</b>
	ALPHA FINANCE INVESTMENT SERVICES SINGLE MEMBER SA	29/02/2016	
	EUROBANK EQUITIES INVESTMENT FIRM SINGLE MEMBER SA	22/10/2006	
	GREENPOST TRADING EUROPE LTD	12/06/2023	
	HELLENIC AMERICAN SECURITIES S.A.	25/07/2014	
	LEON DEPOLAS SECURITIES S.A.	04/01/2016	
	MERIT SECURITIES S.A	03/09/2012	
	NATIONAL SECURITIES SINGLE MEMBER SA	02/01/1900	
	PIRAEUS SECURITIES S. A.	28/05/2009	
<b>ALPHA TRUST HOLDINGS (CR)</b>			<b>Main Market</b>
	EUROBANK EQUITIES INVESTMENT FIRM SINGLE MEMBER SA	06/02/2023	
	LEON DEPOLAS SECURITIES S.A.	04/01/2021	
<b>ALUMIL (CR)</b>			<b>Main Market</b>
	PIRAEUS SECURITIES S. A.	31/07/2023	
<b>ANDROMEDA SA (CR)</b>			<b>Main Market</b>
	BETA SECURITIES S.A.	15/02/2021	
	OPTIMA BANK S.A.	03/04/2023	
<b>ATHENS INTL AIRPORT (CR)</b>			<b>Main Market</b>
	PIRAEUS SECURITIES S. A.	03/06/2024	
<b>ATTICA BANK S.A. (CR)</b>			<b>Main Market</b>
	EUROXX SECURITIES S.A.	22/01/2016	
<b>AUSTRIACARD (CB)</b>			<b>Main Market</b>
	BETA SECURITIES S.A.	23/03/2023	
	EUROBANK EQUITIES INVESTMENT FIRM SINGLE MEMBER SA	15/05/2023	
	EUROXX SECURITIES S.A.	10/06/2024	
<b>AUTOHELLAS SA (CR)</b>			<b>Main Market</b>
	ALPHA FINANCE INVESTMENT SERVICES SINGLE MEMBER SA	01/07/2019	
	EUROXX SECURITIES S.A.	02/07/2018	
<b>AVAX S.A. (CR)</b>			<b>Main Market</b>
	EUROBANK EQUITIES INVESTMENT FIRM SINGLE MEMBER SA	14/12/2015	
	OPTIMA BANK S.A.	04/09/2023	
	PIRAEUS SECURITIES S. A.	01/02/2021	
<b>AVE (CR)</b>			<b>Main Market</b>
	EUROXX SECURITIES S.A.	05/06/2020	
<b>BRIQ PROPERTIES (CR)</b>			<b>Main Market</b>
	EUROBANK EQUITIES INVESTMENT FIRM SINGLE MEMBER SA	09/09/2019	
	LEON DEPOLAS SECURITIES S.A.	22/02/2021	
	PIRAEUS SECURITIES S. A.	05/02/2024	
<b>CC HBC AG (CR)</b>			<b>Main Market</b>
	BETA SECURITIES S.A.	08/03/2021	
	NATIONAL SECURITIES SINGLE MEMBER SA	02/01/1900	
	PIRAEUS SECURITIES S. A.	04/05/2015	
<b>CENERGY HOLDINGS (CB)</b>			<b>Main Market</b>
	ALPHA FINANCE INVESTMENT SERVICES SINGLE MEMBER SA	02/01/2016	
	EUROBANK EQUITIES INVESTMENT FIRM SINGLE MEMBER SA	02/01/2016	
	OPTIMA BANK S.A.	14/03/2022	
	PANTELAKIS SECURITIES S.A.	27/12/2022	
<b>CNL CAPITAL (CR)</b>			<b>Main Market</b>
	MERIT SECURITIES S.A	01/10/2018	
<b>DIMAND (CR)</b>			<b>Main Market</b>
	ALPHA FINANCE INVESTMENT SERVICES SINGLE MEMBER SA	08/08/2022	
	EUROBANK EQUITIES INVESTMENT FIRM SINGLE MEMBER SA	08/08/2022	
	PANTELAKIS SECURITIES S.A.	15/05/2023	
<b>EKTER SA (CR)</b>			<b>Main Market</b>
	BETA SECURITIES S.A.	26/09/2022	
	EUROBANK EQUITIES INVESTMENT FIRM SINGLE MEMBER SA	16/10/2017	
	LEON DEPOLAS SECURITIES S.A.	21/05/2018	

## List of Stocks under Market Making operations

Securities	Stock Category
Market Maker	Start Market Making
<b>ELASTRON (CR)</b>	Main Market
LEON DEPOLAS SECURITIES S.A.	20/02/2017
<b>ELLAKTOR (CR)</b>	Main Market
ALPHA FINANCE INVESTMENT SERVICES SINGLE MEMBER SA	18/03/2019
EUROBANK EQUITIES INVESTMENT FIRM SINGLE MEMBER SA	01/06/2012
EUROXX SECURITIES S.A.	24/09/2018
NATIONAL SECURITIES SINGLE MEMBER SA	02/01/1900
PIRAEUS SECURITIES S. A.	22/10/2018
<b>ELTON SA (CR)</b>	Main Market
OPTIMA BANK S.A.	30/01/2023
<b>ELVALHALCOR (CR)</b>	Main Market
ALPHA FINANCE INVESTMENT SERVICES SINGLE MEMBER SA	07/05/2018
BETA SECURITIES S.A.	09/01/2023
EUROBANK EQUITIES INVESTMENT FIRM SINGLE MEMBER SA	07/05/2018
<b>EUROBANK HOLDINGS (CR)</b>	Main Market
ALPHA FINANCE INVESTMENT SERVICES SINGLE MEMBER SA	09/01/2006
EUROBANK EQUITIES INVESTMENT FIRM SINGLE MEMBER SA	01/06/2012
GREENPOST TRADING EUROPE LTD	12/06/2023
HELLENIC AMERICAN SECURITIES S.A.	25/07/2014
LEON DEPOLAS SECURITIES S.A.	30/11/2018
MERIT SECURITIES S.A.	06/11/2017
NATIONAL SECURITIES SINGLE MEMBER SA	02/01/1900
PIRAEUS SECURITIES S. A.	28/09/2009
<b>EUROCONSULTANTS S.A. (CR)</b>	Main Market
EUROBANK EQUITIES INVESTMENT FIRM SINGLE MEMBER SA	22/07/2014
OPTIMA BANK S.A.	01/02/2023
<b>EYDAP S.A. (CR)</b>	Main Market
ALPHA FINANCE INVESTMENT SERVICES SINGLE MEMBER SA	27/01/2020
EUROBANK EQUITIES INVESTMENT FIRM SINGLE MEMBER SA	10/06/2019
<b>FOURLIS (CR)</b>	Main Market
EUROBANK EQUITIES INVESTMENT FIRM SINGLE MEMBER SA	01/12/2016
PIRAEUS SECURITIES S. A.	06/03/2017
<b>GEK TERNA (CR)</b>	Main Market
BETA SECURITIES S.A.	08/03/2021
EUROBANK EQUITIES INVESTMENT FIRM SINGLE MEMBER SA	24/05/2021
PIRAEUS SECURITIES S. A.	29/08/2019
<b>GR. SARANTIS S.A. (CR)</b>	Main Market
BETA SECURITIES S.A.	14/05/2012
EUROBANK EQUITIES INVESTMENT FIRM SINGLE MEMBER SA	24/10/2016
PIRAEUS SECURITIES S. A.	02/04/2024
<b>HELLENIC EXCHANGES-A.S.E. (CR)</b>	Main Market
HELLENIC AMERICAN SECURITIES S.A.	01/09/2014
NATIONAL SECURITIES SINGLE MEMBER SA	02/01/1900
PIRAEUS SECURITIES S. A.	04/05/2015
<b>HELLENIQ ENERGY (CR)</b>	Main Market
ALPHA FINANCE INVESTMENT SERVICES SINGLE MEMBER SA	07/11/2023
EUROBANK EQUITIES INVESTMENT FIRM SINGLE MEMBER SA	01/11/2023
HELLENIC AMERICAN SECURITIES S.A.	14/09/2015
PIRAEUS SECURITIES S. A.	20/03/2017
<b>IDEAL HOLDINGS (CR)</b>	Main Market
EUROBANK EQUITIES INVESTMENT FIRM SINGLE MEMBER SA	07/06/2021
PIRAEUS SECURITIES S. A.	07/06/2021
<b>INTERCONTINENTAL (CR)</b>	Main Market
LEON DEPOLAS SECURITIES S.A.	03/06/2019
<b>INTERLIFE G.C.I.(CR)</b>	Main Market
PIRAEUS SECURITIES S. A.	22/01/2024
<b>INTERWOOD-XYLEMPORIA (CR)</b>	Main Market
EUROBANK EQUITIES INVESTMENT FIRM SINGLE MEMBER SA	05/07/2021
PANTELAKIS SECURITIES S.A.	01/07/2021
<b>INTRAKAT (CR)</b>	Main Market
BETA SECURITIES S.A.	04/10/2021
PANTELAKIS SECURITIES S.A.	10/10/2022
<b>JUMBO SA (CR)</b>	Main Market
BETA SECURITIES S.A.	01/02/2021
EUROBANK EQUITIES INVESTMENT FIRM SINGLE MEMBER SA	25/05/2020
GREENPOST TRADING EUROPE LTD	12/06/2023
MERIT SECURITIES S.A.	06/11/2017
PIRAEUS SECURITIES S. A.	06/03/2017

## List of Stocks under Market Making operations

Securities	Stock Category
Market Maker	Start Market Making
<b>KLOUKINAS - LAPPAS SA (CR)</b>	Main Market
OPTIMA BANK S.A.	02/01/2023
<b>KRI-KRI S.A. (CR)</b>	Main Market
EUROBANK EQUITIES INVESTMENT FIRM SINGLE MEMBER SA	07/05/2018
PIRAEUS SECURITIES S. A.	11/12/2023
<b>LAMDA DEVELOPMENT SA (CR)</b>	Main Market
EUROBANK EQUITIES INVESTMENT FIRM SINGLE MEMBER SA	08/12/2014
PANTELAKIS SECURITIES S.A.	06/11/2017
PIRAEUS SECURITIES S. A.	29/06/2017
<b>LAMPASA HOTEL SA (CR)</b>	Main Market
LEON DEPOLAS SECURITIES S.A.	16/01/2017
<b>MOTODYNAMICS S.A. (CR)</b>	Main Market
OPTIMA BANK S.A.	25/08/2023
<b>MOTOR OIL (CR)</b>	Main Market
BETA SECURITIES S.A.	08/03/2021
EUROBANK EQUITIES INVESTMENT FIRM SINGLE MEMBER SA	22/10/2006
GREENPOST TRADING EUROPE LTD	12/06/2023
LEON DEPOLAS SECURITIES S.A.	01/04/2019
MERIT SECURITIES S.A	25/02/2019
NATIONAL SECURITIES SINGLE MEMBER SA	02/01/1900
PIRAEUS SECURITIES S. A.	04/05/2015
<b>MPLE KEDROS (CR)</b>	Main Market
OPTIMA BANK S.A.	16/10/2023
OPTIMA BANK S.A.	08/11/2023
<b>MYTILINEOS (CR)</b>	Main Market
ALPHA FINANCE INVESTMENT SERVICES SINGLE MEMBER SA	15/04/2019
BETA SECURITIES S.A.	11/04/2022
EUROBANK EQUITIES INVESTMENT FIRM SINGLE MEMBER SA	20/09/2017
GREENPOST TRADING EUROPE LTD	12/06/2023
MERIT SECURITIES S.A	25/02/2019
NATIONAL SECURITIES SINGLE MEMBER SA	02/01/1900
PIRAEUS SECURITIES S. A.	04/05/2015
<b>NAFPAKTOS TEXTILE (CR)</b>	Main Market
OPTIMA BANK S.A.	29/01/2024
<b>NATIONAL BANK (CR)</b>	Main Market
ALPHA FINANCE INVESTMENT SERVICES SINGLE MEMBER SA	09/01/2006
EUROBANK EQUITIES INVESTMENT FIRM SINGLE MEMBER SA	22/10/2006
GREENPOST TRADING EUROPE LTD	12/06/2023
HELLENIC AMERICAN SECURITIES S.A.	25/07/2014
LEON DEPOLAS SECURITIES S.A.	20/05/2015
MERIT SECURITIES S.A	03/09/2012
NATIONAL SECURITIES SINGLE MEMBER SA	02/01/1900
PIRAEUS SECURITIES S. A.	08/09/2008
<b>NOVAL PROPERTY REIC (CR)</b>	Main Market
ALPHA FINANCE INVESTMENT SERVICES SINGLE MEMBER SA	05/06/2024
PIRAEUS SECURITIES S. A.	05/06/2024
<b>OPAP (CR)</b>	Main Market
ALPHA FINANCE INVESTMENT SERVICES SINGLE MEMBER SA	09/01/2006
EUROBANK EQUITIES INVESTMENT FIRM SINGLE MEMBER SA	22/10/2006
GREENPOST TRADING EUROPE LTD	12/06/2023
HELLENIC AMERICAN SECURITIES S.A.	25/07/2014
MERIT SECURITIES S.A	20/03/2017
NATIONAL SECURITIES SINGLE MEMBER SA	02/01/1900
PIRAEUS SECURITIES S. A.	04/05/2015
<b>OPTIMA BANK (CR)</b>	Main Market
ALPHA FINANCE INVESTMENT SERVICES SINGLE MEMBER SA	12/12/2023
EUROBANK EQUITIES INVESTMENT FIRM SINGLE MEMBER SA	11/12/2023
OPTIMA BANK S.A.	06/11/2023
<b>ORILINA PROPERTIES REIC (CR)</b>	Main Market
EUROBANK EQUITIES INVESTMENT FIRM SINGLE MEMBER SA	11/12/2023
LEON DEPOLAS SECURITIES S.A.	11/12/2023

## List of Stocks under Market Making operations

Securities	Market Maker	Start Market Making	Stock Category
<b>OTE (CR)</b>			
	ALPHA FINANCE INVESTMENT SERVICES SINGLE MEMBER SA	09/01/2006	Main Market
	EUROBANK EQUITIES INVESTMENT FIRM SINGLE MEMBER SA	22/10/2006	
	GREENPOST TRADING EUROPE LTD	12/06/2023	
	HELLENIC AMERICAN SECURITIES S.A.	25/07/2014	
	LEON DEPOLAS SECURITIES S.A.	20/04/2015	
	MERIT SECURITIES S.A	20/03/2017	
	NATIONAL SECURITIES SINGLE MEMBER SA	02/01/1900	
	PIRAEUS SECURITIES S. A.	08/09/2008	
<b>P.P.A. S.A. (CR)</b>			
	EUROBANK EQUITIES INVESTMENT FIRM SINGLE MEMBER SA	06/02/2019	Main Market
<b>PAPOUTSANIS (CR)</b>			
	ALPHA FINANCE INVESTMENT SERVICES SINGLE MEMBER SA	19/11/2018	Main Market
	BETA SECURITIES S.A.	25/11/2013	
<b>PETROPOULOS PETROS (CR)</b>			
	EUROBANK EQUITIES INVESTMENT FIRM SINGLE MEMBER SA	01/04/2019	Main Market
	PANTELAKIS SECURITIES S.A.	16/03/2020	
<b>PIRAEUS FINANCIAL HOLD (CR)</b>			
	ALPHA FINANCE INVESTMENT SERVICES SINGLE MEMBER SA	15/04/2019	Main Market
	EUROBANK EQUITIES INVESTMENT FIRM SINGLE MEMBER SA	22/10/2006	
	EUROXX SECURITIES S.A.	15/02/2016	
	GREENPOST TRADING EUROPE LTD	12/06/2023	
	HELLENIC AMERICAN SECURITIES S.A.	25/07/2014	
	LEON DEPOLAS SECURITIES S.A.	30/11/2018	
	MERIT SECURITIES S.A	16/09/2013	
	NATIONAL SECURITIES SINGLE MEMBER SA	02/01/1900	
	PIRAEUS SECURITIES S. A.	16/02/2009	
<b>PPC (CR)</b>			
	ALPHA FINANCE INVESTMENT SERVICES SINGLE MEMBER SA	09/01/2006	Main Market
	BETA SECURITIES S.A.	01/02/2021	
	EUROBANK EQUITIES INVESTMENT FIRM SINGLE MEMBER SA	22/10/2006	
	GREENPOST TRADING EUROPE LTD	12/06/2023	
	HELLENIC AMERICAN SECURITIES S.A.	01/09/2014	
	MERIT SECURITIES S.A	06/11/2017	
	NATIONAL SECURITIES SINGLE MEMBER SA	02/01/1900	
	PIRAEUS SECURITIES S. A.	28/09/2009	
<b>PREMIA (CR)</b>			
	BETA SECURITIES S.A.	01/06/2021	Main Market
	LEON DEPOLAS SECURITIES S.A.	05/12/2022	
	PANTELAKIS SECURITIES S.A.	23/12/2021	
<b>PROFILE SA (CR)</b>			
	OPTIMA BANK S.A.	03/04/2023	Main Market
	PANTELAKIS SECURITIES S.A.	01/07/2019	
<b>QUALITY &amp; RELIABILITY SA (CR)</b>			
	OPTIMA BANK S.A.	03/01/2023	Main Market
<b>QUEST HOLDINGS (CR)</b>			
	BETA SECURITIES S.A.	26/03/2018	Main Market
	EUROBANK EQUITIES INVESTMENT FIRM SINGLE MEMBER SA	28/01/2019	
<b>REVOIL (CR)</b>			
	BETA SECURITIES S.A.	26/06/2023	Main Market
	OPTIMA BANK S.A.	15/04/2024	
<b>SIDMA STEEL (CR)</b>			
	OPTIMA BANK S.A.	25/05/2023	Main Market
<b>SPACE HELLAS SA (CR)</b>			
	MERIT SECURITIES S.A	09/12/2022	Main Market
<b>TECHNICAL OLYMPIC SA (CR)</b>			
	OPTIMA BANK S.A.	05/07/2023	Main Market
<b>TERNA ENERGY (CR)</b>			
	EUROBANK EQUITIES INVESTMENT FIRM SINGLE MEMBER SA	24/05/2021	Main Market
	PIRAEUS SECURITIES S. A.	09/12/2019	
<b>THRACE PLASTICS SA (CR)</b>			
	ALPHA FINANCE INVESTMENT SERVICES SINGLE MEMBER SA	26/03/2018	Main Market
	LEON DEPOLAS SECURITIES S.A.	28/03/2024	
	PIRAEUS SECURITIES S. A.	02/04/2024	
<b>TITAN CEMENT (CB)</b>			
	BETA SECURITIES S.A.	01/02/2021	Main Market
	EUROBANK EQUITIES INVESTMENT FIRM SINGLE MEMBER SA	06/11/2019	
	PIRAEUS SECURITIES S. A.	18/01/2021	

List of Stocks under Market Making operations

Securities	Market Maker	Start Market Making	Stock Category
<b>TRADE ESTATES REIC (CR)</b>			
	EUROBANK EQUITIES INVESTMENT FIRM SINGLE MEMBER SA	08/11/2023	Main Market
	EUROBANK EQUITIES INVESTMENT FIRM SINGLE MEMBER SA	10/11/2023	
	PANTELAKIS SECURITIES S.A.	08/11/2023	
	PANTELAKIS SECURITIES S.A.	10/11/2023	
<b>TZIRAKIAN PROFIL (CR)</b>			
	LEON DEPOLAS SECURITIES S.A.	19/07/2021	Main Market
<b>VIOHALCO SA/NV (CB)</b>			
	ALPHA FINANCE INVESTMENT SERVICES SINGLE MEMBER SA	11/03/2008	
	EUROBANK EQUITIES INVESTMENT FIRM SINGLE MEMBER SA	04/03/2014	
	MERIT SECURITIES S.A	17/03/2014	

Underlying Asset				Derivatives Market													
Price max	Price min	Closing price	change	Delivery Month	Open price	Price max	Price min	Last price	Closing price	Last Bid	Last Ask	Fixing price*	Life high	Life low	Trades	Volume	Open Interest
<b>FTSE/Athex Large Cap</b>				(Trade Unit: 1 Index Point x 2E, Cash Settlement)													
3,444.84	3,380.68	3,405.71	-0.17%	June 2024	3,419.00	3,434.00	3,376.75	3,408.25	3,408.25	---	---	---	3,669.75	---	226	1,144	3,785
				July 2024	3,391.00	3,397.25	3,334.25	3,369.00	3,369.00	---	---	---	3,624.50	---	77	367	630
				August 2024	3,384.00	3,384.00	3,338.50	3,338.50	3,338.50	---	---	---	3,384.00	---	2	41	---
				September 2024	---	---	---	---	3,430.00	---	---	---	---	---	---	---	---
				December 2024	---	---	---	---	3,447.25	---	---	---	---	---	---	---	---
				March 2025	---	---	---	---	3,464.50	---	---	---	---	---	---	---	---
<b>FTSE/Athex Banks</b>				(Trade Unit: 1 Index Point x 15E, Cash Settlement)													
1,255.40	1,214.77	1,228.06	-1.03%	June 2024	1,238.75	1,240.00	1,230.00	1,230.00	1,230.00	---	---	---	1,345.50	---	4	32	918
				September 2024	1,224.00	1,224.00	1,200.00	1,204.50	1,204.50	---	---	---	1,310.00	---	7	73	214
				December 2024	---	---	---	---	1,254.00	---	---	---	---	---	---	---	---
				March 2025	---	---	---	---	1,260.25	---	---	---	---	---	---	---	---
<b>MSCI GREECE REBASED</b>				(Trade Unit: 1 Index Point x 2E, Cash Settlement)													
5,431.09	5,307.05	5,353.87	-0.29%	June 2024	---	---	---	---	5,347.25	---	---	---	5,705.00	---	---	---	13
				July 2024	---	---	---	---	5,288.00	---	---	---	5,636.00	---	---	---	---
				August 2024	---	---	---	---	5,388.00	---	---	---	---	---	---	---	---
				September 2024	---	---	---	---	5,398.50	---	---	---	---	---	---	---	---
				October 2024	---	---	---	---	5,406.75	---	---	---	---	---	---	---	---
				November 2024	---	---	---	---	5,415.25	---	---	---	---	---	---	---	---
				December 2024	---	---	---	---	5,425.75	---	---	---	---	---	---	---	---
				March 2025	---	---	---	---	5,452.75	---	---	---	---	---	---	---	---

Derivatives notes

Fixing prices and final open positions can be retrieved from the following path <http://www.helex.gr/el/web/guest/statistics-end-of-day-derivatives>

Underlying Asset				Derivatives Market													
Price max	Price min	Closing price	change	Delivery Month	Open price	Price max	Price min	Last price	Closing price	Last Bid	Last Ask	Fixing price*	Life high	Life low	Trades	Volume	Open Interest
<b>ADMIE (IPTO) HOLDING S.A. (CR)</b>				(Contract Size: 100 Securities, Physical Delivery)													
2.145	2.085	2.12	0.71%	June 2024	2.11	2.12	2.09	2.12	2.12	---	---	---	2.44	---	78	3,430	15,510
				September 2024	2.11	2.12	2.09	2.10	2.10	---	---	---	2.39	---	71	3,332	9,296
				December 2024	---	---	---	---	2.13	---	---	---	---	---	---	---	---
				March 2025	---	---	---	---	2.14	---	---	---	---	---	---	---	---
<b>AEGEAN AIRLINES (CR)</b>				(Contract Size: 100 Securities, Physical Delivery)													
11.38	11	11.12	-1.59%	June 2024	11.19	11.28	11.11	11.16	11.16	---	---	---	12.79	---	16	453	3,493
				September 2024	11.25	11.45	11.25	11.32	11.32	---	---	---	12.20	---	12	444	973
				December 2024	---	---	---	---	11.42	---	---	---	---	---	---	---	---
				March 2025	---	---	---	---	11.48	---	---	---	---	---	---	---	---
<b>ALPHA SERVICES HOLD (CR)</b>				(Contract Size: 100 Securities, Physical Delivery)													
1.56	1.49	1.524	-1.04%	June 2024	1.54	1.56	1.49	1.50	1.50	---	---	---	1.82	---	264	28,689	137,803
				September 2024	1.56	1.56	1.48	1.50	1.50	---	---	---	1.79	---	398	32,299	62,264
				December 2024	---	---	---	---	1.56	---	---	---	---	---	---	---	---
				March 2025	---	---	---	---	1.56	---	---	---	---	---	---	---	---
<b>ATHENS INTL AIRPORT (CR)</b>				(Contract Size: 100 Securities, Physical Delivery)													
7.998	7.812	7.82	-1.01%	June 2024	8.01	8.01	7.82	7.82	7.82	---	---	---	8.65	---	6	43	1,002
				September 2024	8.10	8.10	7.99	8.04	8.04	---	---	---	8.41	---	4	30	56
				December 2024	---	---	---	---	7.98	---	---	---	---	---	---	---	---
				March 2025	---	---	---	---	8.02	---	---	---	---	---	---	---	---
<b>AUTOHELLAS SA (CR)</b>				(Contract Size: 100 Securities, Physical Delivery)													
11.6	11.34	11.52	0.70%	June 2024	10.98	10.98	10.98	10.98	10.98	---	---	---	13.67	---	1	15	193
				September 2024	11.17	11.17	11.17	11.17	11.17	---	---	---	11.28	---	1	15	10
				December 2024	---	---	---	---	11.56	---	---	---	---	---	---	---	---
				March 2025	---	---	---	---	11.62	---	---	---	---	---	---	---	---
<b>AVAX S.A. (CR)</b>				(Contract Size: 100 Securities, Physical Delivery)													
1.43	1.384	1.414	-1.39%	June 2024	1.47	1.47	1.37	1.42	1.42	---	---	---	1.72	---	9	51	669
				September 2024	1.49	1.49	1.49	1.49	1.49	---	---	---	1.49	---	1	15	49
				December 2024	---	---	---	---	1.45	---	---	---	---	---	---	---	---
				March 2025	---	---	---	---	1.46	---	---	---	---	---	---	---	---
<b>CC HBC AG (CR)</b>				(Contract Size: 100 Securities, Physical Delivery)													
31.96	31.56	31.82	0.82%	June 2024	31.75	31.80	31.75	31.80	31.80	---	---	---	32.02	---	2	6	64
				September 2024	---	---	---	---	31.77	---	---	---	32.29	---	---	---	6
				December 2024	---	---	---	---	31.89	---	---	---	---	---	---	---	---
				March 2025	---	---	---	---	32.05	---	---	---	---	---	---	---	---

Derivatives notes

Fixing prices and final open positions can be retrieved from the following path <http://www.helex.gr/el/web/guest/statistics-end-of-day-derivatives>



Underlying Asset					Derivatives Market												
Price max	Price min	Closing price	change	Delivery Month	Open price	Price max	Price min	Last price	Closing price	Last Bid	Last Ask	Fixing price*	Life high	Life low	Trades	Volume	Open Interest
<b>CENERGY HOLDINGS (CB)</b>																	
(Contract Size: 100 Securities, Physical Delivery)																	
8.99	8.73	8.97	0.67%	June 2024	8.87	8.89	8.72	8.89	8.89	---	---	---	9.57	---	39	897	3,799
				September 2024	8.92	8.96	8.74	8.93	8.93	---	---	---	9.52	---	42	956	86
				December 2024	---	---	---	---	9.00	---	---	---	---	---	---	---	---
				March 2025	---	---	---	---	9.05	---	---	---	---	---	---	---	---
<b>ELLAKTOR (CR)</b>																	
(Contract Size: 100 Securities, Physical Delivery)																	
2.37	2.32	2.35	0.86%	June 2024	2.33	2.37	2.33	2.35	2.35	---	---	---	2.83	---	53	642	4,464
				September 2024	2.39	2.40	2.36	2.40	2.40	---	---	---	2.70	---	13	442	187
				December 2024	---	---	---	---	2.35	---	---	---	---	---	---	---	---
				March 2025	---	---	---	---	2.37	---	---	---	---	---	---	---	---
<b>ELVALHALCOR (CR)</b>																	
(Contract Size: 100 Securities, Physical Delivery)																	
1.854	1.8	1.812	-0.98%	June 2024	1.81	1.83	1.80	1.80	1.80	---	---	---	2.28	---	50	339	4,253
				September 2024	1.78	1.84	1.78	1.81	1.81	---	---	---	2.04	---	17	136	1,012
				December 2024	---	---	---	---	1.85	---	---	---	---	---	---	---	---
				March 2025	---	---	---	---	1.86	---	---	---	---	---	---	---	---
<b>EUROBANK HOLDINGS (CR)</b>																	
(Contract Size: 100 Securities, Physical Delivery)																	
2.067	2	2.034	-0.63%	June 2024	2.05	2.05	2.00	2.04	2.04	---	---	---	2.21	---	57	2,312	20,883
				September 2024	1.99	1.99	1.93	1.98	1.98	---	---	---	2.16	---	45	1,926	4,629
				December 2024	---	---	---	---	2.07	---	---	---	---	---	---	---	---
				March 2025	---	---	---	---	2.08	---	---	---	---	---	---	---	---
<b>EYDAP S.A. (CR)</b>																	
(Contract Size: 100 Securities, Physical Delivery)																	
5.68	5.53	5.63	0.54%	June 2024	5.59	5.59	5.56	5.56	5.56	---	---	---	6.10	---	29	1,904	4,152
				September 2024	5.56	5.60	5.53	5.55	5.55	---	---	---	5.90	---	31	1,919	89
				December 2024	---	---	---	---	5.66	---	---	---	---	---	---	---	---
				March 2025	---	---	---	---	5.69	---	---	---	---	---	---	---	---
<b>FOURLIS (CR)</b>																	
(Contract Size: 100 Securities, Physical Delivery)																	
3.93	3.795	3.85	-1.28%	June 2024	3.93	3.93	3.82	3.82	3.82	---	---	---	4.38	---	12	276	747
				September 2024	3.86	3.86	3.76	3.76	3.76	---	---	---	4.19	---	10	267	476
				December 2024	---	---	---	---	3.94	---	---	---	---	---	---	---	---
				March 2025	---	---	---	---	3.96	---	---	---	---	---	---	---	---
<b>GEK TERNA (CR)</b>																	
(Contract Size: 100 Securities, Physical Delivery)																	
16.48	16.22	16.3	-0.73%	June 2024	16.40	16.40	16.22	16.30	16.30	---	---	---	17.26	---	56	1,986	15,228
				September 2024	16.41	16.58	16.41	16.58	16.58	---	---	---	17.17	---	20	1,870	515
				December 2024	---	---	---	---	16.59	---	---	---	---	---	---	---	---
				March 2025	---	---	---	---	16.68	---	---	---	---	---	---	---	---

Derivatives notes

Fixing prices and final open positions can be retrieved from the following path <http://www.helex.gr/el/web/guest/statistics-end-of-day-derivatives>

Underlying Asset				Derivatives Market													
Price max	Price min	Closing price	change	Delivery Month	Open price	Price max	Price min	Last price	Closing price	Last Bid	Last Ask	Fixing price*	Life high	Life low	Trades	Volume	Open Interest
<b>HELLENIC EXCHANGES-A.S.E. (CR)</b>				(Contract Size: 100 Securities, Physical Delivery)													
5.02	4.9	5.02	0.80%	June 2024	4.98	5.01	4.95	5.00	5.00	---	---	---	5.71	---	32	797	6,009
				September 2024	4.75	4.85	4.75	4.85	4.85	---	---	---	5.25	---	20	700	1,538
				December 2024	---	---	---	---	5.03	---	---	---	---	---	---	---	---
				March 2025	---	---	---	---	5.06	---	---	---	---	---	---	---	---
<b>HELLENiQ ENERGY (CR)</b>				(Contract Size: 100 Securities, Physical Delivery)													
8.115	7.995	8.015	-0.19%	June 2024	8.06	8.07	8.01	8.01	8.01	---	---	---	8.86	---	28	379	4,137
				September 2024	7.60	7.62	7.52	7.62	7.62	---	---	---	8.40	---	15	342	1,021
				December 2024	---	---	---	---	8.11	---	---	---	---	---	---	---	---
				March 2025	---	---	---	---	8.15	---	---	---	---	---	---	---	---
<b>INTRACOM HOLDINGS (CR)</b>				(Contract Size: 100 Securities, Physical Delivery)													
3.355	3.2	3.235	-1.67%	June 2024	3.26	3.26	3.20	3.25	3.25	---	---	---	4.30	---	24	1,653	6,726
				September 2024	3.23	3.28	3.20	3.26	3.26	---	---	---	3.80	---	26	1,661	1,080
				December 2024	---	---	---	---	3.32	---	---	---	---	---	---	---	---
				March 2025	---	---	---	---	3.34	---	---	---	---	---	---	---	---
<b>INTRAKAT (CR)</b>				(Contract Size: 100 Securities, Physical Delivery)													
5.09	4.85	5.08	2.83%	June 2024	5.03	5.04	4.88	4.93	4.93	---	---	---	5.66	---	21	618	2,043
				September 2024	4.92	4.93	4.85	4.93	4.93	---	---	---	5.20	---	24	603	316
				December 2024	---	---	---	---	4.99	---	---	---	---	---	---	---	---
				March 2025	---	---	---	---	5.02	---	---	---	---	---	---	---	---
<b>JUMBO SA (CR)</b>				(Contract Size: 100 Securities, Physical Delivery)													
26.16	25.62	26.04	1.64%	June 2024	25.68	26.26	25.68	26.00	26.00	---	---	---	29.93	---	14	40	391
				September 2024	25.53	25.53	25.53	25.53	25.53	---	---	---	26.30	---	1	2	214
				December 2024	---	---	---	---	25.89	---	---	---	---	---	---	---	---
				March 2025	---	---	---	---	26.02	---	---	---	---	---	---	---	---
<b>LAMDA DEVELOPMENT SA (CR)</b>				(Contract Size: 100 Securities, Physical Delivery)													
6.74	6.5	6.72	3.38%	June 2024	6.58	6.73	6.58	6.70	6.70	---	---	---	7.20	---	45	1,028	6,085
				September 2024	6.64	6.86	6.60	6.73	6.73	---	---	---	6.97	---	27	974	1,405
				December 2024	---	---	---	---	6.57	---	---	---	---	---	---	---	---
				March 2025	---	---	---	---	6.60	---	---	---	---	---	---	---	---
<b>MIG (CR)</b>				(Contract Size: 100 Securities, Physical Delivery)													
3.78	3.615	3.75	-0.93%	June 2024	3.71	3.71	3.71	3.71	3.71	---	---	---	4.25	---	1	5	126
				September 2024	3.67	3.74	3.67	3.74	3.74	---	---	---	3.74	---	2	10	---
				December 2024	---	---	---	---	3.82	---	---	---	---	---	---	---	---
				March 2025	---	---	---	---	3.84	---	---	---	---	---	---	---	---

Derivatives notes

Fixing prices and final open positions can be retrieved from the following path <http://www.helex.gr/el/web/guest/statistics-end-of-day-derivatives>

Underlying Asset				Derivatives Market													
Price max	Price min	Closing price	change	Delivery Month	Open price	Price max	Price min	Last price	Closing price	Last Bid	Last Ask	Fixing price*	Life high	Life low	Trades	Volume	Open Interest
<b>MOTOR OIL (CR)</b>				(Contract Size: 100 Securities, Physical Delivery)													
24.88	24.4	24.4	0.00%	June 2024	24.52	24.71	24.51	24.71	24.71	---	---	---	28.77	---	10	54	431
				September 2024	23.63	23.91	23.51	23.51	23.51	---	---	---	26.50	---	15	67	448
				December 2024	---	---	---	---	24.66	---	---	---	---	---	---	---	---
				March 2025	---	---	---	---	24.78	---	---	---	---	---	---	---	---
<b>MYTILINEOS (CR)</b>				(Contract Size: 100 Securities, Physical Delivery)													
35.66	35.1	35.64	1.48%	June 2024	35.40	35.62	35.12	35.62	35.62	---	---	---	39.58	---	118	671	4,216
				September 2024	34.44	34.70	34.19	34.70	34.70	---	---	---	38.35	---	41	391	2,036
				December 2024	---	---	---	---	35.49	---	---	---	---	---	---	---	---
				March 2025	---	---	---	---	35.67	---	---	---	---	---	---	---	---
<b>NATIONAL BANK (CR)</b>				(Contract Size: 100 Securities, Physical Delivery)													
8.01	7.792	7.846	-0.56%	June 2024	7.95	8.00	7.81	7.89	7.89	---	---	---	8.67	---	85	1,799	9,683
				September 2024	7.57	7.74	7.39	7.64	7.64	---	---	---	8.36	---	46	1,381	2,685
				December 2024	---	---	---	---	7.97	---	---	---	---	---	---	---	---
				March 2025	---	---	---	---	8.01	---	---	---	---	---	---	---	---
<b>OPAP (CR)</b>				(Contract Size: 100 Securities, Physical Delivery)													
14.99	14.76	14.8	-0.20%	June 2024	14.82	14.94	14.75	14.75	14.75	---	---	---	16.99	---	23	234	2,568
				September 2024	14.98	15.14	14.97	14.97	14.97	---	---	---	15.30	---	19	220	515
				December 2024	---	---	---	---	14.99	---	---	---	---	---	---	---	---
				March 2025	---	---	---	---	15.06	---	---	---	---	---	---	---	---
<b>OPTIMA BANK (CR)</b>				(Contract Size: 100 Securities, Physical Delivery)													
12.08	11.68	11.78	0.00%	June 2024	11.46	11.46	11.46	11.46	11.46	---	---	---	11.81	---	2	2	193
				September 2024	---	---	---	---	11.43	---	---	---	11.72	---	---	---	8
				December 2024	---	---	---	---	11.90	---	---	---	---	---	---	---	---
				March 2025	---	---	---	---	11.96	---	---	---	---	---	---	---	---
<b>OTE (CR)</b>				(Contract Size: 100 Securities, Physical Delivery)													
13.69	13.49	13.49	-0.44%	June 2024	13.61	13.63	13.49	13.49	13.49	---	---	---	14.58	---	97	1,333	5,171
				September 2024	13.18	13.21	13.01	13.02	13.02	---	---	---	14.26	---	53	1,242	905
				December 2024	---	---	---	---	13.69	---	---	---	---	---	---	---	---
				March 2025	---	---	---	---	13.76	---	---	---	---	---	---	---	---
<b>P.P.A. S.A. (CR)</b>				(Contract Size: 100 Securities, Physical Delivery)													
25.05	24.55	24.85	-0.60%	June 2024	24.93	24.93	24.93	24.93	24.93	---	---	---	28.71	---	1	4	121
				September 2024	24.03	24.03	24.03	24.03	24.03	---	---	---	24.46	---	1	4	1
				December 2024	---	---	---	---	25.26	---	---	---	---	---	---	---	---
				March 2025	---	---	---	---	25.39	---	---	---	---	---	---	---	---

Derivatives notes

Fixing prices and final open positions can be retrieved from the following path <http://www.helex.gr/el/web/guest/statistics-end-of-day-derivatives>

Underlying Asset				Derivatives Market													
Price max	Price min	Closing price	change	Delivery Month	Open price	Price max	Price min	Last price	Closing price	Last Bid	Last Ask	Fixing price*	Life high	Life low	Trades	Volume	Open Interest
<b>PIRAEUS FINANCIAL HOLD (CR)</b>				(Contract Size: 100 Securities, Physical Delivery)													
3.638	3.49	3.516	-2.33%	June 2024	3.62	3.63	3.50	3.50	3.50	---	---	---	4.26	---	304	15,073	83,312
				September 2024	3.60	3.63	3.49	3.50	3.50	---	---	---	4.05	---	368	14,458	21,065
				December 2024	---	---	---	---	3.64	---	---	---	---	---	---	---	---
				March 2025	---	---	---	---	3.66	---	---	---	---	---	---	---	---
<b>PPC (CR)</b>				(Contract Size: 100 Securities, Physical Delivery)													
10.72	10.4	10.63	0.28%	June 2024	10.68	10.70	10.42	10.60	10.60	---	---	---	12.75	---	165	2,780	22,461
				September 2024	10.63	10.63	10.36	10.50	10.50	---	---	---	11.88	---	119	2,564	11,681
				December 2024	---	---	---	---	10.71	---	---	---	---	---	---	---	---
				March 2025	---	---	---	---	10.76	---	---	---	---	---	---	---	---
<b>QUEST HOLDINGS (CR)</b>				(Contract Size: 100 Securities, Physical Delivery)													
5.38	5.18	5.2	-0.76%	June 2024	5.18	5.18	5.18	5.18	5.18	---	---	---	6.29	---	3	10	174
				September 2024	---	---	---	---	5.20	---	---	---	5.28	---	---	---	47
				December 2024	---	---	---	---	5.30	---	---	---	---	---	---	---	---
				March 2025	---	---	---	---	5.32	---	---	---	---	---	---	---	---
<b>TERNA ENERGY (CR)</b>				(Contract Size: 100 Securities, Physical Delivery)													
18.79	18.5	18.62	0.11%	June 2024	18.70	18.71	18.56	18.59	18.59	---	---	---	19.07	---	222	9,133	30,371
				September 2024	18.52	18.61	18.44	18.50	18.50	---	---	---	19.06	---	128	8,974	1,444
				December 2024	---	---	---	---	18.80	---	---	---	---	---	---	---	---
				March 2025	---	---	---	---	18.89	---	---	---	---	---	---	---	---
<b>TITAN CEMENT (CB)</b>				(Contract Size: 100 Securities, Physical Delivery)													
30.1	28.8	29	-2.36%	June 2024	29.61	29.61	28.90	28.90	28.90	---	---	---	32.15	---	21	44	144
				September 2024	28.73	28.73	28.10	28.10	28.10	---	---	---	31.02	---	6	26	25
				December 2024	---	---	---	---	30.01	---	---	---	---	---	---	---	---
				March 2025	---	---	---	---	30.16	---	---	---	---	---	---	---	---
<b>VIOHALCO SA/NV (CB)</b>				(Contract Size: 100 Securities, Physical Delivery)													
6.06	5.8	5.96	-0.67%	June 2024	6.04	6.04	5.85	5.99	5.99	---	---	---	6.64	---	65	724	3,131
				September 2024	5.91	5.92	5.82	5.83	5.83	---	---	---	6.50	---	18	552	740
				December 2024	---	---	---	---	6.06	---	---	---	---	---	---	---	---
				March 2025	---	---	---	---	6.09	---	---	---	---	---	---	---	---

Derivatives notes

Fixing prices and final open positions can be retrieved from the following path <http://www.helex.gr/el/web/guest/statistics-end-of-day-derivatives>

FTSE/Athex Large Cap

(Trade Unit: 1 Index Point x 2€ - Exercise Style: European, Cash Settlement)

Call Options														Put Options																					
June 2024							July 2024							Other Months		June 2024							July 2024							Other Months		Exercise Price			
Open price	Price max	Price min	Last price	Closing price	Volume	Open Interest	Open price	Price max	Price min	Last price	Closing price	Volume	Open Interest	Volume	Open Interest	Open price	Price max	Price min	Last price	Closing price	Volume	Open Interest	Open price	Price max	Price min	Last price	Closing price	Volume	Open Interest	Volume	Open Interest				
2,450	0.00	0.00	0.00	-	969.00	-	-	-	-	-	-	-	-	-	-	0.00	0.00	0.00	-	0.02	-	-	-	-	-	-	-	-	-	-	2,450				
2,500	0.00	0.00	0.00	-	919.00	-	-	-	-	-	-	-	-	-	-	0.00	0.00	0.00	-	0.01	-	-	-	-	-	-	-	-	-	-	2,500				
2,550	0.00	0.00	0.00	-	869.00	-	-	-	-	-	-	-	-	-	-	0.00	0.00	0.00	-	0.01	-	-	-	-	-	-	-	-	-	-	2,550				
2,600	0.00	0.00	0.00	-	819.00	-	-	-	-	-	-	-	-	-	-	0.00	0.00	0.00	-	0.01	-	-	-	-	-	-	-	-	-	-	2,600				
2,650	0.00	0.00	0.00	-	769.00	-	-	-	-	-	-	-	-	-	-	0.00	0.00	0.00	-	0.01	-	-	-	-	-	-	-	-	-	-	2,650				
2,700	0.00	0.00	0.00	-	719.00	-	-	-	-	-	-	-	-	-	-	0.00	0.00	0.00	-	0.01	-	-	-	-	-	-	-	-	-	-	2,700				
2,750	0.00	0.00	0.00	-	669.00	-	-	-	-	-	-	-	-	-	-	0.00	0.00	0.00	-	0.01	-	-	-	-	-	-	-	-	-	-	2,750				
2,800	0.00	0.00	0.00	-	619.00	-	-	-	-	-	-	-	-	-	-	0.00	0.00	0.00	-	0.01	-	-	-	-	-	-	-	-	-	-	2,800				
2,850	0.00	0.00	0.00	-	569.00	-	-	-	-	-	-	-	-	-	-	0.00	0.00	0.00	-	0.01	-	-	-	-	-	-	-	-	-	-	2,850				
2,900	0.00	0.00	0.00	-	519.00	-	-	-	-	-	-	-	-	-	-	0.00	0.00	0.00	-	0.01	-	-	-	-	-	-	-	-	-	-	2,900				
2,950	0.00	0.00	0.00	-	469.00	-	-	-	-	-	-	-	-	-	-	0.00	0.00	0.00	-	0.01	-	-	-	-	-	-	-	-	-	-	2,950				
3,000	0.00	0.00	0.00	-	419.00	-	-	-	-	-	-	-	-	-	-	0.00	0.00	0.00	-	0.02	-	-	-	-	-	-	-	-	-	-	3,000				
3,050	0.00	0.00	0.00	-	369.00	-	-	-	-	-	-	-	-	-	-	0.00	0.00	0.00	-	0.01	-	-	-	-	-	-	-	-	-	-	3,050				
3,100	0.00	0.00	0.00	-	319.00	-	-	-	-	-	-	-	-	-	-	0.00	0.00	0.00	-	0.02	-	-	-	-	-	-	-	-	-	-	3,100				
3,150	0.00	0.00	0.00	-	269.00	-	-	0.00	0.00	0.00	-	248.00	-	-	-	0.00	0.00	0.00	-	0.04	-	-	0.00	0.00	0.00	-	15.50	-	-	-	3,150				
3,200	0.00	0.00	0.00	-	219.00	-	-	0.00	0.00	0.00	-	207.00	-	-	-	0.00	0.00	0.00	-	0.27	-	-	0.00	0.00	0.00	-	24.25	-	-	-	3,200				
3,250	0.00	0.00	0.00	-	170.00	-	-	0.00	0.00	0.00	-	170.00	-	-	-	0.00	0.00	0.00	-	1.30	-	-	0.00	0.00	0.00	-	36.50	-	-	-	3,250				
3,300	0.00	0.00	0.00	-	123.00	-	-	122.00	122.00	122.00	122.00	122.00	20	-	-	0.00	0.00	0.00	-	4.50	-	-	55.50	55.50	55.50	55.50	55.50	20	-	-	3,300				
3,350	0.00	0.00	0.00	-	81.50	-	-	0.00	0.00	0.00	-	106.00	-	20	-	0.00	0.00	0.00	-	12.75	-	58	0.00	0.00	0.00	-	73.00	-	40	-	3,350				
3,400	23.00	27.50	23.00	27.50	27.50	45	8	67.00	67.00	67.00	67.00	67.00	1	21	-	26.00	27.50	26.00	36.00	36.00	6	58	0.00	0.00	0.00	-	98.00	-	27	-	3,400				
3,450	15.00	15.00	15.00	15.00	15.00	1	51	0.00	0.00	0.00	-	60.50	-	60	-	0.00	15.00	0.00	-	55.50	-	143	0.00	0.00	0.00	-	127.00	-	20	-	3,450				
3,500	0.00	0.00	0.00	-	10.75	-	125	0.00	0.00	0.00	-	44.25	-	20	-	0.00	0.00	0.00	-	91.50	-	60	0.00	0.00	0.00	-	161.00	-	20	-	3,500				
3,550	0.00	0.00	0.00	-	4.00	-	92	0.00	0.00	0.00	-	31.25	-	80	-	0.00	0.00	0.00	-	135.00	-	70	0.00	0.00	0.00	-	198.00	-	20	-	3,550				
3,600	0.00	0.00	0.00	-	1.20	-	166	0.00	0.00	0.00	-	21.75	-	23	-	0.00	0.00	0.00	-	182.00	-	120	0.00	0.00	0.00	-	238.00	-	40	-	3,600				
3,650	0.00	0.00	0.00	-	0.31	-	20	0.00	0.00	0.00	-	14.50	-	20	-	0.00	0.00	0.00	-	231.00	-	80	0.00	0.00	0.00	-	281.00	-	-	-	3,650				
3,700	0.00	0.00	0.00	-	0.07	-	20	0.00	0.00	0.00	-	9.60	-	40	-	0.00	0.00	0.00	-	281.00	-	41	0.00	0.00	0.00	-	326.00	-	20	-	3,700				
3,750	0.00	0.00	0.00	-	0.01	-	-	0.00	0.00	0.00	-	6.10	-	20	-	0.00	0.00	0.00	-	331.00	-	-	0.00	0.00	0.00	-	372.00	-	-	-	3,750				
3,800	0.00	0.00	0.00	-	0.01	-	10	0.00	0.00	0.00	-	3.80	-	20	-	0.00	0.00	0.00	-	381.00	-	-	0.00	0.00	0.00	-	420.00	-	-	-	3,800				
3,850	0.00	0.00	0.00	-	0.01	-	35	0.00	0.00	0.00	-	2.30	-	-	-	0.00	0.00	0.00	-	431.00	-	-	0.00	0.00	0.00	-	468.00	-	-	-	3,850				
3,900	0.00	0.00	0.00	-	0.03	-	-	0.00	0.00	0.00	-	1.40	-	-	-	0.00	0.00	0.00	-	481.00	-	-	0.00	0.00	0.00	-	517.00	-	-	-	3,900				
Totals:						46	527							21	324	0	0							6	630							20	187	0	0
Number of Trades:						4							2	0							4							1	0						

ALPHA SERVICES HOLD (CR)

(Contract Size: 100 Securities, Exercise Style: American, Physical Delivery)

Call Options														Put Options																			
Exercise Price	June 2024						July 2024						Other Months		June 2024						July 2024						Other Months		Exercise Price				
	Open price	Price max	Price min	Last price	Closing price	Volume	Open Interest	Open price	Price max	Price min	Last price	Closing price	Volume	Open Interest	Volume	Open Interest	Open price	Price max	Price min	Last price	Closing price	Volume	Open Interest	Open price	Price max	Price min	Last price	Closing price		Volume	Open Interest	Volume	Open Interest
0.850	0.000	0.000	0.000	0.690	-	-											0.000	0.000	0.000	0.001	-	-											0.009
0.900	0.000	0.000	0.000	0.640	-	-											0.000	0.000	0.000	0.002	-	-											0.009
0.950	0.000	0.000	0.000	0.590	-	-											0.000	0.000	0.000	0.004	-	-											0.010
1.000	0.000	0.000	0.000	0.540	-	-	0.000	0.000	0.000		0.542	-	-			0.000	0.000	0.000	0.001	-	-	0.000	0.000	0.000	0.001	-	-					0.010	
1.100	0.000	0.000	0.000	0.440	-	-	0.000	0.000	0.000		0.442	-	-			0.000	0.000	0.000	0.001	-	-	0.000	0.000	0.000	0.001	-	-					0.011	
1.200	0.000	0.000	0.000	0.341	-	-	0.000	0.000	0.000		0.343	-	-			0.000	0.000	0.000	0.001	-	-	0.000	0.000	0.000	0.001	-	-					0.012	
1.300	0.000	0.000	0.000	0.242	-	-	0.000	0.000	0.000		0.246	-	-			0.000	0.000	0.000	0.001	-	-	0.000	0.000	0.000	0.004	-	-					0.013	
1.400	0.000	0.000	0.000	0.150	-	-	0.000	0.000	0.000		0.159	-	-			0.000	0.000	0.000	0.010	-	-	0.000	0.000	0.000	0.016	-	-					0.014	
1.500	0.000	0.000	0.000	0.077	-	-	0.000	0.000	0.000		0.090	-	-			0.000	0.000	0.000	0.037	-	-	0.000	0.000	0.000	0.047	-	-					0.015	
1.600	0.000	0.000	0.000	0.032	-	-	0.000	0.000	0.000		0.044	-	-			0.000	0.000	0.000	0.091	-	-	0.000	0.000	0.000	0.101	-	-					0.016	
1.700	0.000	0.000	0.000	0.010	-	-	0.000	0.000	0.000		0.018	-	-			0.000	0.000	0.000	0.170	-	-	0.000	0.000	0.000	0.176	-	-					0.017	
1.800	0.000	0.000	0.000	0.003	-	-	0.000	0.000	0.000		0.006	-	-			0.000	0.000	0.000	0.262	-	-	0.000	0.000	0.000	0.264	-	-					0.018	
1.900	0.000	0.000	0.000	0.002	-	-	0.000	0.000	0.000		0.002	-	-			0.000	0.000	0.000	0.360	-	-	0.000	0.000	0.000	0.361	-	-					0.019	
2.000	0.000	0.000	0.000	0.001	-	-	0.000	0.000	0.000		0.001	-	-			0.000	0.000	0.000	0.460	-	-	0.000	0.000	0.000	0.460	-	-					0.020	
2.200	0.000	0.000	0.000	0.001	-	-	0.000	0.000	0.000		0.001	-	-			0.000	0.000	0.000	0.660	-	-	0.000	0.000	0.000	0.660	-	-					0.022	
2.400	0.000	0.000	0.000	0.001	-	-	0.000	0.000	0.000		0.001	-	-			0.000	0.000	0.000	0.860	-	-	0.000	0.000	0.000	0.860	-	-					0.024	
2.600	0.000	0.000	0.000	0.001	-	-	0.000	0.000	0.000		0.001	-	-			0.000	0.000	0.000	1.06	-	-	0.000	0.000	0.000	1.06	-	-					0.026	
Totals:						0	0							0	0	0								0	0	0		0	0				
Number of Trades:						0							0	0								0.00							0	0			

NATIONAL BANK (CR)

(Contract Size: 100 Securities, Exercise Style: American, Physical Delivery)

Call Options														Put Options																		
June 2024							July 2024							Other Months		June 2024							July 2024							Other Months		Exercise Price
Open price	Price max	Price min	Last price	Closing price	Volume	Open Interest	Open price	Price max	Price min	Last price	Closing price	Volume	Open Interest	Volume	Open Interest	Open price	Price max	Price min	Last price	Closing price	Volume	Open Interest	Open price	Price max	Price min	Last price	Closing price	Volume	Open Interest	Volume	Open Interest	
3.400	0.000	0.000	0.000	4.49	-	-										0.000	0.000	0.000	0.001	-	-											0.034
3.600	0.000	0.000	0.000	4.29	-	-										0.000	0.000	0.000	0.001	-	-											0.036
3.800	0.000	0.000	0.000	4.09	-	-										0.000	0.000	0.000	0.001	-	-											0.038
4.000	0.000	0.000	0.000	3.89	-	-										0.000	0.000	0.000	0.001	-	-											0.040
4.400	0.000	0.000	0.000	3.49	-	-										0.000	0.000	0.000	0.001	-	-											0.044
4.800	0.000	0.000	0.000	3.09	-	-										0.000	0.000	0.000	0.001	-	-											0.048
5.200	0.000	0.000	0.000	2.69	-	-	0.000	0.000	0.000		2.70	-	-			0.000	0.000	0.000	0.001	-	-	0.000	0.000	0.000	0.001	-	-					0.052
5.600	0.000	0.000	0.000	2.29	-	-	0.000	0.000	0.000		2.30	-	-			0.000	0.000	0.000	0.001	-	-	0.000	0.000	0.000	0.001	-	-					0.056
6.000	0.000	0.000	0.000	1.89	-	-	0.000	0.000	0.000		1.90	-	-			0.000	0.000	0.000	0.001	-	-	0.000	0.000	0.000	0.001	-	-					0.060
6.400	0.000	0.000	0.000	1.49	-	-	0.000	0.000	0.000		1.50	-	-			0.000	0.000	0.000	0.002	-	-	0.000	0.000	0.000	0.002	-	-					0.064
6.800	0.000	0.000	0.000	1.09	-	-	0.000	0.000	0.000		1.12	-	-			0.000	0.000	0.000	0.001	-	-	0.000	0.000	0.000	0.013	-	-					0.068
7.200	0.000	0.000	0.000	0.694	-	-	0.000	0.000	0.000		0.759	-	-			0.000	0.000	0.000	0.002	-	-	0.000	0.000	0.000	0.055	-	-					0.072
7.600	0.000	0.000	0.000	0.326	-	30	0.000	0.000	0.000		0.460	-	-			0.000	0.000	0.000	0.033	-	324	0.000	0.000	0.000	0.156	-	-					0.076
8.000	0.000	0.000	0.000	0.087	-	-	0.000	0.000	0.000		0.244	-	-			0.000	0.000	0.000	0.194	-	-	0.000	0.000	0.000	0.340	-	-					0.080
8.400	0.000	0.000	0.000	0.011	-	-	0.000	0.000	0.000		0.112	-	-			0.000	0.000	0.000	0.518	-	10	0.000	0.000	0.000	0.609	-	-					0.084
8.800	0.000	0.000	0.000	0.002	-	-	0.000	0.000	0.000		0.044	-	-			0.000	0.000	0.000	0.910	-	-	0.000	0.000	0.000	0.942	-	-					0.088
9.200	0.000	0.000	0.000	0.001	-	-	0.000	0.000	0.000		0.015	-	-			0.000	0.000	0.000	1.31	-	-	0.000	0.000	0.000	1.32	-	-					0.092
9.600	0.000	0.000	0.000	0.001	-	-	0.000	0.000	0.000		0.005	-	-			0.000	0.000	0.000	1.71	-	-	0.000	0.000	0.000	1.71	-	-					0.096
10.000	0.000	0.000	0.000	0.001	-	-	0.000	0.000	0.000		0.001	-	-			0.000	0.000	0.000	2.11	-	-	0.000	0.000	0.000	2.11	-	-					0.100
11.000	0.000	0.000	0.000	0.001	-	-	0.000	0.000	0.000		0.001	-	-			0.000	0.000	0.000	3.11	-	-	0.000	0.000	0.000	3.11	-	-					0.110
Totals:					0	30					0	0	0	0	0						0	334						0	0	0	0	
Number of Trades:					0						0	0	0	0							0.00						0	0	0			

OPAP (CR)

(Contract Size: 100 Securities, Exercise Style: American, Physical Delivery)

Call Options														Put Options																					
Exercise Price	June 2024						July 2024						Other Months		June 2024						July 2024						Other Months		Exercise Price						
	Open price	Price max	Price min	Last price	Closing price	Volume	Open Interest	Open price	Price max	Price min	Last price	Closing price	Volume	Open Interest	Volume	Open Interest	Open price	Price max	Price min	Last price	Closing price	Volume	Open Interest	Open price	Price max	Price min	Last price	Closing price		Volume	Open Interest	Volume	Open Interest		
9.600	0.000	0.000	0.000		5.23	-	-									0.000	0.000	0.000		0.001	-	-											0.096		
10.000	0.000	0.000	0.000		4.83	-	-	0.000	0.000	0.000		4.85	-	-		0.000	0.000	0.000		0.001	-	-		0.000	0.000	0.000		0.001	-	-		0.100			
11.000	0.000	0.000	0.000		3.83	-	-	0.000	0.000	0.000		3.85	-	-		0.000	0.000	0.000		0.001	-	-		0.000	0.000	0.000		0.001	-	-		0.110			
12.000	0.000	0.000	0.000		2.83	-	-	0.000	0.000	0.000		2.85	-	-		0.000	0.000	0.000		0.001	-	-		0.000	0.000	0.000		0.001	-	-		0.120			
13.000	0.000	0.000	0.000		1.84	-	-	0.000	0.000	0.000		1.87	-	-		0.000	0.000	0.000		0.002	-	-		0.000	0.000	0.000		0.011	-	-		0.130			
14.000	0.000	0.000	0.000		0.846	-	-	0.000	0.000	0.000		0.968	-	-		0.000	0.000	0.000		0.010	-	-		0.000	0.000	0.000		0.111	-	-		0.140			
15.000	0.000	0.000	0.000		0.136	-	-	0.000	0.000	0.000		0.352	-	-		0.000	0.000	0.000		0.301	-	20		0.000	0.000	0.000		0.495	-	-		0.150			
16.000	0.000	0.000	0.000		0.003	-	-	0.000	0.000	0.000		0.080	-	-		0.000	0.000	0.000		1.17	-	-		0.000	0.000	0.000		1.23	-	-		0.160			
17.000	0.000	0.000	0.000		0.001	-	33	0.000	0.000	0.000		0.011	-	-		0.000	0.000	0.000		2.17	-	-		0.000	0.000	0.000		2.17	-	-		0.170			
18.000	0.000	0.000	0.000		0.001	-	-	0.000	0.000	0.000		0.001	-	-		0.000	0.000	0.000		3.17	-	-		0.000	0.000	0.000		3.17	-	-		0.180			
19.000	0.000	0.000	0.000		0.001	-	-	0.000	0.000	0.000		0.001	-	-		0.000	0.000	0.000		4.17	-	-		0.000	0.000	0.000		4.17	-	-		0.190			
20.000	0.000	0.000	0.000		0.001	-	-	0.000	0.000	0.000		0.001	-	-		0.000	0.000	0.000		5.17	-	-		0.000	0.000	0.000		5.17	-	-		0.200			
22.000	0.000	0.000	0.000		0.001	-	-	0.000	0.000	0.000		0.001	-	-		0.000	0.000	0.000		7.17	-	-		0.000	0.000	0.000		7.17	-	-		0.220			
24.000	0.000	0.000	0.000		0.001	-	-	0.000	0.000	0.000		0.001	-	-		0.000	0.000	0.000		9.17	-	-		0.000	0.000	0.000		9.17	-	-		0.240			
Totals:						0	33							0	0	0	0							0	20							0	11	0	0
Number of Trades:						0							0	0							0.00							0							0



OTE (CR)

(Contract Size: 100 Securities, Exercise Style: American, Physical Delivery)

Call Options														Put Options																			
Exercise Price	June 2024						July 2024						Other Months		June 2024						July 2024						Other Months		Exercise Price				
	Open price	Price max	Price min	Last price	Closing price	Volume	Open Interest	Open price	Price max	Price min	Last price	Closing price	Volume	Open Interest	Volume	Open Interest	Open price	Price max	Price min	Last price	Closing price	Volume	Open Interest	Open price	Price max	Price min	Last price	Closing price		Volume	Open Interest	Volume	Open Interest
9.200	0.000	0.000	0.000		4.35	-	-	0.000	0.000	0.000		4.37	-	-			0.000	0.000	0.000		0.001	-	-	0.000	0.000	0.000		0.001	-	-			0.092
9.600	0.000	0.000	0.000		3.95	-	-	0.000	0.000	0.000		3.97	-	-			0.000	0.000	0.000		0.001	-	-	0.000	0.000	0.000		0.001	-	-			0.096
10.000	0.000	0.000	0.000		3.55	-	-	0.000	0.000	0.000		3.57	-	-			0.000	0.000	0.000		0.001	-	-	0.000	0.000	0.000		0.001	-	-			0.100
11.000	0.000	0.000	0.000		2.55	-	-	0.000	0.000	0.000		2.58	-	-			0.000	0.000	0.000		0.001	-	-	0.000	0.000	0.000		0.004	-	-			0.110
12.000	0.000	0.000	0.000		1.55	-	-	0.000	0.000	0.000		1.62	-	-			0.000	0.000	0.000		0.001	-	-	0.000	0.000	0.000		0.048	-	-			0.120
13.000	0.000	0.000	0.000		0.603	-	-	0.000	0.000	0.000		0.826	-	-			0.000	0.000	0.000		0.048	-	-	0.000	0.000	0.000		0.252	-	-			0.130
14.000	0.000	0.000	0.000		0.075	-	-	0.000	0.000	0.000		0.319	-	-			0.000	0.000	0.000		0.520	-	5	0.000	0.000	0.000		0.745	-	-			0.140
15.000	0.000	0.000	0.000		0.002	-	-	0.000	0.000	0.000		0.089	-	3			0.000	0.000	0.000		1.45	-	-	0.000	0.000	0.000		1.52	-	-			0.150
16.000	0.000	0.000	0.000		0.001	-	-	0.000	0.000	0.000		0.019	-	-			0.000	0.000	0.000		2.45	-	-	0.000	0.000	0.000		2.46	-	-			0.160
17.000	0.000	0.000	0.000		0.002	-	-	0.000	0.000	0.000		0.003	-	-			0.000	0.000	0.000		3.45	-	-	0.000	0.000	0.000		3.45	-	-			0.170
18.000	0.000	0.000	0.000		0.002	-	-	0.000	0.000	0.000		0.001	-	-			0.000	0.000	0.000		4.45	-	-	0.000	0.000	0.000		4.45	-	-			0.180
19.000	0.000	0.000	0.000		0.001	-	-	0.000	0.000	0.000		0.001	-	-			0.000	0.000	0.000		5.45	-	-	0.000	0.000	0.000		5.45	-	-			0.190
20.000	0.000	0.000	0.000		0.001	-	-						-	-			0.000	0.000	0.000		6.45	-	-					-	-			0.200	
22.000	0.000	0.000	0.000		0.001	-	-						-	-			0.000	0.000	0.000		8.45	-	-					-	-			0.220	
Totals:						0	0					0	3	0	0						0	5							0	10	0	0	
Number of Trades:						0						0	0	0							0.00								0	0			

PIRAEUS FINANCIAL HOLD (CR)

(Contract Size: 100 Securities, Exercise Style: American, Physical Delivery)

Call Options														Put Options																		
June 2024							July 2024							Other Months		June 2024							July 2024							Other Months		Exercise Price
Open price	Price max	Price min	Last price	Closing price	Volume	Open Interest	Open price	Price max	Price min	Last price	Closing price	Volume	Open Interest	Volume	Open Interest	Open price	Price max	Price min	Last price	Closing price	Volume	Open Interest	Open price	Price max	Price min	Last price	Closing price	Volume	Open Interest	Volume	Open Interest	
1.800	0.000	0.000	0.000	1.80	-	-										0.000	0.000	0.000	0.001	-	-											0.018
1.900	0.000	0.000	0.000	1.70	-	-										0.000	0.000	0.000	0.001	-	-											0.019
2.000	0.000	0.000	0.000	1.60	-	-										0.000	0.000	0.000	0.001	-	-											0.020
2.200	0.000	0.000	0.000	1.40	-	-										0.000	0.000	0.000	0.001	-	-											0.022
2.400	0.000	0.000	0.000	1.20	-	-										0.000	0.000	0.000	0.001	-	-											0.024
2.600	0.000	0.000	0.000	1.00	-	-	0.000	0.000	0.000		1.01	-	-			0.000	0.000	0.000	0.001	-	-	0.000	0.000	0.000	0.001	-	-					0.026
2.800	0.000	0.000	0.000	0.801	-	-	0.000	0.000	0.000		0.806	-	-			0.000	0.000	0.000	0.001	-	-	0.000	0.000	0.000	0.001	-	-					0.028
3.000	0.000	0.000	0.000	0.601	-	-	0.000	0.000	0.000		0.610	-	-			0.000	0.000	0.000	0.001	-	-	0.000	0.000	0.000	0.004	-	-					0.030
3.200	0.000	0.000	0.000	0.402	-	-	0.000	0.000	0.000		0.424	-	-			0.000	0.000	0.000	0.001	-	-	0.000	0.000	0.000	0.018	-	-					0.032
3.400	0.000	0.000	0.000	0.212	-	-	0.000	0.000	0.000		0.264	-	-			0.000	0.000	0.000	0.011	-	-	0.000	0.000	0.000	0.058	-	-					0.034
3.600	0.000	0.000	0.000	0.073	-	-	0.000	0.000	0.000		0.144	-	-			0.000	0.000	0.000	0.071	-	-	0.000	0.000	0.000	0.138	-	-					0.036
3.800	0.000	0.000	0.000	0.014	-	-	0.000	0.000	0.000		0.069	-	-			0.000	0.000	0.000	0.213	-	-	0.000	0.000	0.000	0.262	-	-					0.038
4.000	0.000	0.000	0.000	0.001	-	-	0.000	0.000	0.000		0.028	-	-			0.000	0.000	0.000	0.401	-	-	0.000	0.000	0.000	0.423	-	-					0.040
4.400	0.000	0.000	0.000	0.001	-	-	0.000	0.000	0.000		0.003	-	-			0.000	0.000	0.000	0.800	-	-	0.000	0.000	0.000	0.800	-	-					0.044
4.800	0.000	0.000	0.000	0.001	-	-	0.000	0.000	0.000		0.001	-	-			0.000	0.000	0.000	1.20	-	-	0.000	0.000	0.000	1.20	-	-					0.048
5.200	0.000	0.000	0.000	0.001	-	-	0.000	0.000	0.000		0.001	-	-			0.000	0.000	0.000	1.60	-	-	0.000	0.000	0.000	1.60	-	-					0.052
5.600	0.000	0.000	0.000	0.001	-	-	0.000	0.000	0.000		0.001	-	-			0.000	0.000	0.000	2.00	-	-	0.000	0.000	0.000	2.00	-	-					0.056
6.000	0.000	0.000	0.000	0.001	-	-	0.000	0.000	0.000		0.001	-	-			0.000	0.000	0.000	2.40	-	-	0.000	0.000	0.000	2.40	-	-					0.060
6.400	0.000	0.000	0.000	0.001	-	-										0.000	0.000	0.000	2.80	-	-					-	-					0.064
Totals:					0	0					0	0	0	0		0	0				0	0					0	0	0	0		
Number of Trades:					0						0		0			0.00						0						0				

PPC (CR)

(Contract Size: 100 Securities, Exercise Style: American, Physical Delivery)

Call Options														Put Options																					
June 2024							July 2024							Other Months		June 2024							July 2024							Other Months		Exercise Price			
Open price	Price max	Price min	Last price	Closing price	Volume	Open Interest	Open price	Price max	Price min	Last price	Closing price	Volume	Open Interest	Volume	Open Interest	Open price	Price max	Price min	Last price	Closing price	Volume	Open Interest	Open price	Price max	Price min	Last price	Closing price	Volume	Open Interest	Volume	Open Interest				
6.800	0.000	0.000	0.000	3.80	-	-										0.000	0.000	0.000	0.001	-	-											0.068			
7.200	0.000	0.000	0.000	3.40	-	-										0.000	0.000	0.000	0.001	-	-											0.072			
7.600	0.000	0.000	0.000	3.00	-	-										0.000	0.000	0.000	0.001	-	-											0.076			
8.000	0.000	0.000	0.000	2.60	-	-										0.000	0.000	0.000	0.001	-	-											0.080			
8.400	0.000	0.000	0.000	2.20	-	-	0.000	0.000	0.000		2.22	-	-			0.000	0.000	0.000	0.001	-	-	0.000	0.000	0.000		0.002	-	-			0.084				
8.800	0.000	0.000	0.000	1.80	-	-	0.000	0.000	0.000		1.83	-	-			0.000	0.000	0.000	0.001	-	-	0.000	0.000	0.000		0.009	-	-			0.088				
9.200	0.000	0.000	0.000	1.40	-	-	0.000	0.000	0.000		1.45	-	-			0.000	0.000	0.000	0.001	-	-	0.000	0.000	0.000		0.028	-	-			0.092				
9.600	0.000	0.000	0.000	1.01	-	-	0.000	0.000	0.000		1.09	-	-			0.000	0.000	0.000	0.004	-	-	0.000	0.000	0.000		0.074	-	-			0.096				
10.000	0.000	0.000	0.000	0.633	-	-	0.788	0.788	0.788	0.788	0.788	5	-			0.000	0.000	0.000	0.029	-	-	0.000	0.000	0.000		0.160	-	-			0.100				
11.000	0.000	0.000	0.000	0.072	-	5	0.000	0.000	0.000		0.253	-	26			0.000	0.000	0.000	0.468	-	-	0.000	0.000	0.000		0.634	-	-			0.110				
12.000	0.000	0.000	0.000	0.001	-	29	0.000	0.000	0.000		0.053	-	60			0.000	0.000	0.000	1.40	-	-	0.000	0.000	0.000		1.44	-	-			0.120				
13.000	0.000	0.000	0.000	0.001	-	3	0.000	0.000	0.000		0.007	-	10			0.000	0.000	0.000	2.40	-	-	0.000	0.000	0.000		2.40	-	-			0.130				
14.000	0.000	0.000	0.000	0.001	-	-	0.000	0.000	0.000		0.001	-	-			0.000	0.000	0.000	3.40	-	-	0.000	0.000	0.000		3.40	-	-			0.140				
15.000	0.000	0.000	0.000	0.001	-	-	0.000	0.000	0.000		0.001	-	-			0.000	0.000	0.000	4.40	-	-	0.000	0.000	0.000		4.40	-	-			0.150				
16.000	0.000	0.000	0.000	0.001	-	-	0.000	0.000	0.000		0.001	-	-			0.000	0.000	0.000	5.40	-	-	0.000	0.000	0.000		5.40	-	-			0.160				
17.000	0.000	0.000	0.000	0.001	-	-	0.000	0.000	0.000		0.001	-	-			0.000	0.000	0.000	6.40	-	-	0.000	0.000	0.000		6.40	-	-			0.170				
18.000	0.000	0.000	0.000	0.001	-	-										0.000	0.000	0.000	7.40	-	-										0.180				
Totals:					0	37						5	96	0	0								0	0								0	10	0	0
Number of Trades:					0							1		0									0.00									0		0	

Lending Products	Underlying Title	Open Interest[5]	Multilateral Transactions[1]				Bilateral Transactions[2]		Stock Borrowing through OTC (volume)[3]
			Volume(Offered)	Average Weighted	Transactions volume	Average Weighted	Transactions Volume	Average Weighted	Transactions Volume
ADMIEBOR	ADMIE (IPTO) HOLDING S.A. (CR)	1,000	---	---	---	---	---	---	202,364
AEGNBOR	AEGEAN AIRLINES (CR)	7,011	---	---	---	---	---	---	309,494
AETFBOR	ALPHA ETF FTSE Athex Large Cap	---	---	---	---	---	---	---	---
ALPHABOR	ALPHA SERVICES HOLD (CR)	---	---	---	---	---	---	---	60,810,684
ALMYBOR	ALUMIL (CR)	---	---	---	---	---	---	---	---
AIABOR	ATHENS INTL AIRPORT (CR)	3,956	---	---	939	5.65%	5,600	6.50%	152,400
ACAGBOR	AUSTRIACARD (CB)	---	---	---	---	---	---	---	---
OTOELBOR	AUTOHELLAS SA (CR)	2,589	---	---	---	---	---	---	78,789
AVAXBOR	AVAX S.A. (CR)	---	---	---	---	---	---	---	20,295
EEEBOR	CC HBC AG (CR)	4,904	---	---	247	4.79%	---	---	77,221
CENERBOR	CENERGY HOLDINGS (CB)	---	---	---	---	---	---	---	47,878
DIMANDBOR	DIMAND (CR)	---	---	---	---	---	---	---	86,800
ELLAKTORBOR	ELLAKTOR (CR)	2,681	---	---	---	---	---	---	37,365
ELHABOR	ELVALHALCOR (CR)	3,134	---	---	---	---	---	---	76,987
EPSILBOR	EPSILON NET (CR)	---	---	---	---	---	---	---	8,700
EUROBBOR	EUROBANK HOLDINGS (CR)	149,990	---	---	216,000	7.11%	34,000	10.00%	52,459,186
EYDAPBOR	EYDAP S.A. (CR)	845	---	---	---	---	---	---	222,766
FOYRKBOR	FOURLIS (CR)	230	---	---	---	---	---	---	43,297
GEKTERNABOR	GEK TERNA (CR)	---	---	---	---	---	---	---	3,698
SARBOR	GR. SARANTIS S.A. (CR)	2,751	---	---	---	---	200	6.50%	18,591
EXAEBOR	HELLENIC EXCHANGES-A.S.E. (CR)	---	---	---	---	---	---	---	152,047
ELPEBOR	HELLENIQ ENERGY (CR)	---	---	---	---	---	---	---	576,928
INTEKBOR	IDEAL HOLDINGS (CR)	---	---	---	---	---	---	---	3,350
INTRKBOR	INTRACOM HOLDINGS (CR)	---	---	---	---	---	---	---	---
INKATBOR	INTRAKAT (CR)	---	---	---	---	---	---	---	470,965
INLOTBOR	INTRALOT (CR)	---	---	---	---	---	---	---	1,004,808
BELABOR	JUMBO SA (CR)	2,648	---	---	39,331	5.42%	---	---	195,735
KRIBOR	KRI-KRI S.A. (CR)	---	---	---	---	---	---	---	140
LAMDABOR	LAMDA DEVELOPMENT SA (CR)	---	---	---	2,870	6.96%	---	---	239,508
LAVIBOR	LAVIPHARM SA (CR)	---	---	---	---	---	---	---	---
MIGBOR	MIG (CR)	1,992	---	---	---	---	---	---	40,179

## Stock Lending Notes

[1] - Multilateral contracts Lending or Borrowing as per Methods 8-1, 8-2 and 8-3-3 (According to ATHEX BoD Resolution No.17)

[2] - Bilateral Contracts Lending or Borrowing as per Methods 8-3-1 and 8-3-2 & Contracts as per Method 4 (According to ATHEX BoD Resolution No.20)

[3] - The information concerning OTC Stock Borrowing Transactions is based on the statements of the Dematerialised Securities System (DSS) operators involved and refers to volumes that have been registered up until the previous working day.

[4] - Average Price (Volume weighted)

[5] - The Data concerning Open Interest before the start of trading session

Lending Products	Underlying Title	Open Interest[5]	Multilateral Transactions[1]				Bilateral Transactions[2]		Stock Borrowing through OTC (volume)[3]	
			Volume(Offered)	Average Weighted	Transactions volume	Average Weighted	Transactions Volume	Average Weighted	Transactions Volume	
MOHBOR	MOTOR OIL (CR)	19,039	---	---	1,202	4.75%	---	---	405,480	
MYTILBOR	MYTILINEOS (CR)	2,362	---	---	13,497	5.08%	---	---	203,113	
ETEBOR	NATIONAL BANK (CR)	53,000	---	---	---	---	---	---	10,970,203	
OPAPBOR	OPAP (CR)	13,216	---	---	---	---	---	---	1,864,848	
OPTIMABOR	OPTIMA BANK (CR)	22,701	---	---	---	---	25,000	6.00%	75,000	
HTOBOR	OTE (CR)	---	---	---	---	---	---	---	1,713,611	
PPABOR	P.P.A. S.A. (CR)	5,200	---	---	---	---	---	---	67,438	
TPEIRBOR	PIRAEUS FINANCIAL HOLD (CR)	10,000	---	---	---	---	---	---	9,101,560	
PPCBOR	PPC (CR)	2,000	---	---	---	---	---	---	2,792,806	
PREMIABOR	PREMIA (CR)	---	---	---	---	---	---	---	---	
PROFBOR	PROFILE SA (CR)	---	---	---	---	---	---	---	5,000	
QUESTBOR	QUEST HOLDINGS (CR)	633	---	---	86	5.20%	---	---	11,331	
OLYMPBOR	TECHNICAL OLYMPIC SA (CR)	---	---	---	---	---	---	---	---	
TENERGYBOR	TERNA ENERGY (CR)	---	---	---	---	---	---	---	385,627	
EYAPSBOR	THESSALONIKA WATER & SEWERAGE	---	---	---	---	---	---	---	---	
PLATBOR	THRACE PLASTICS SA (CR)	---	---	---	---	---	---	---	1,596	
TITCBOR	TITAN CEMENT (CB)	1,537	---	---	---	---	---	---	227,712	
VIOBOR	VIOHALCO S.A./V (CB)	5,900	---	---	---	---	---	---	---	

## Stock Lending Notes

[1] - Multilateral contracts Lending or Borrowing as per Methods 8-1, 8-2 and 8-3-3 (According to ATHEX BoD Resolution No.17)

[2] - Bilateral Contracts Lending or Borrowing as per Methods 8-3-1 and 8-3-2 & Contracts as per Method 4 (According to ATHEX BoD Resolution No.20)

[3] - The information concerning OTC Stock Borrowing Transactions is based on the statements of the Dematerialised Securities System (DSS) operators involved and refers to volumes that have been registered up until the previous working day.

[4] - Average Price (Volume weighted)

[5] - The Data concerning Open Interest before the start of trading session

## Sectors codification for listed companies

12003-	ETF	10101010	Computer Services
10101015	Software	10102030	Computer Hardware
15101010	Telecommunications Equipment	15102015	Telecommunications Services
20101010	Health Care Facilities	20101025	Health Care Services
20102010	Medical Equipment	20103015	Pharmaceuticals
30101010	Banks	30202000	Diversified Financial Services
30202010	Asset Managers & Custodians	30202015	Investment Services
30204000	Closed End Investments	30302010	Full Line Insurance
30302015	Insurance Brokers	30302025	Property and Casualty Insurance
35101010	Real Estate Holding and Development	35101015	Real Estate Services
35102000	Diversified REITs	35102030	Office REITs
35102045	Retail REITs.	40201040	Rental & Leasing Services: Consumer
40202010	Home Construction	40202015	Household Furnishings
40202020	Household Appliance	40203040	Electronic Entertainment
40204020	Clothing & Accessories	40301010	Entertainment
40301030	Publishing	40301035	Radio & TV Broadcasters
40401010	Diversified Retailers	40401020	Apparel Retailers
40401025	Home Improvement Retailers	40401030	Specialty Retailers
40501010	Airlines	40501015	Travel & Tourism
40501020	Casinos & Gambling	40501025	Hotels & Motels
45101015	Distillers & Vintners	45101020	Soft Drinks
45102010	Farming Fishing Ranching & Plantations	45102020	Food Products
45103010	Tobacco	45201010	Food Retailers & Wholesalers
45201020	Personal Products	50101010	Construction
50101020	Building Roof/Wallboard and Plumbing	50101030	Cement
50101035	Building Materials: Other	50202010	Electrical Components
50203015	Plastics	50203030	Containers & Packaging
50204000	Machinery: Industrial	50204020	Machinery: Construction & Handling
50205010	Industrial Suppliers	50205020	Back Office Support HR & Consulting
50205030	Forms & Bulk Printing Services	50206015	Commercial Vehicles & Parts
50206030	Marine Transportation	50206060	Transportation Services
55101000	Diversified Materials	55101020	Textile Products
55102000	General Mining	55102010	Iron & Steel
55102015	Metal Fabricating	55102035	Aluminum
60101020	Oil Refining and Marketing	65101010	Alternative Electricity
65101015	Conventional Electricity	65102000	Multi-Utilities
65102030	Water		



**ATHEX**  
Athens Stock Exchange

Λεωφ. Αθηνών 110 104 42 Αθήνα  
110, Athinon Ave. GR 104 42 Athens  
tel. (+30)210-33.66.800, fax (+30)210-33.66.101  
[www.athexgroup.gr](http://www.athexgroup.gr)