

24

**Ημερήσιο Δελτίο
Συναλλακτικής Δραστηριότητας**

Daily Official List
of Trading Activity

Friday, 7 June, 2024

Year: 145 Trading Day No: 106



ATHEXGROUP
Athens Exchange Group

Disclaimer:

Hellenic Exchanges-Athens Stock Exchange S.A endeavours to ensure that the data and other material ("Information") presented on the Daily Official List are accurate and complete, but it is not liable for any errors or omissions of data or /and for the accuracy, credibility, updating and completeness of the aforesaid information nor it has any liability arising directly or indirectly from the use of the above Information.

The Company is not liable for the accuracy of the data included in listed companies' announcements. Only the sender of such an announcement is fully and solely liable for any infringement of third party's rights from the content of such announcement. All contents of the Daily Official List are provided only for information purposes and do not constitute investment advice or solicitation to invest in securities or other products listed for trading on the Exchange.

You acknowledge and agree that the Company is the owner of any property rights related to any Information appearing on the Daily Official List including intellectual property rights copyright, trademarks, etc.

The above data are a property of the Hellenic Exchanges-Athens Exchange and are copyright protected. Users are forbidden to reproduce, modify, copy, sale, transmit or redistribute, by all reproduction means and methods, part or the whole of the above data, without reference to their source.

The commercial exploitation of these data is, also, forbidden by third parties. Hellenic Exchanges-Athens Exchange does not carry any responsibility, direct or indirect, derived from usage or accidental alteration of the above data when used by third parties.

Hellenic Exchanges – Athens Stock Exchange S.A.

110 Athinon Ave., 10442 Athens, Tel: (210) 33.66.800, Fax: (210) 32.13.938

www.athexgroup.gr

Thessalonica Stock Exchange Center (T.S.E.C)

16-18 Katouni Str., Thessalonica 546 25 Tel: (2310) 567.667, Fax: (2310) 530.545

Athex Members Guarantee Fund

14-16 Fidiou Str., Athens 106 78, Tel: (210) 33.04.682, Fax: (210) 33.04.155

Hellenic Republic Capital Market Commission

1 Kolokotroni Str. & 1 Stadiou Str., Athens 10562 Tel: (210) 33.77.100 Fax: (210) 33.77.173

Table of Contents

Section 1: Statistical Figures of Securities, Derivatives and Lending

Summary of Markets

Athex Indices

Analytic Figures for Athex Market's Boards and Categories

Trading Details by Athex Sectors and Financial Instruments (ETFs)

Top 10 best & worst performing Shares

Derivatives Summary

Section 2: Analytic Figures of Shares Transactions

Analytic Figures of Shares Transactions

Shares' Notes

Section 3: Figures of Securities Transactions

Securities Blocks Details

Shares Rights Details

Stock Borrowing

Forced Sales Details

Forced Sales Registered Shares

Exchange Traded Funds (ETFs) Characteristics

Section 5: Bonds traded in Fixed Income Assets Market

Convertible Corporate Bonds - Regulated Market

Non Convertible Corporate Bonds - Regulated Market

Government Bonds

Treasury Bills & Zero Coupon Government Bonds

Government Bonds Traded with the Open Outcry Method

State Banks Bonds

Section 6: Additional Infos

Athex & ATHEXClear Members List

List of Stocks under Market Making operations

Section 7: Derivatives Market Analytic Figures

Index Futures

Stock Futures

Index Options

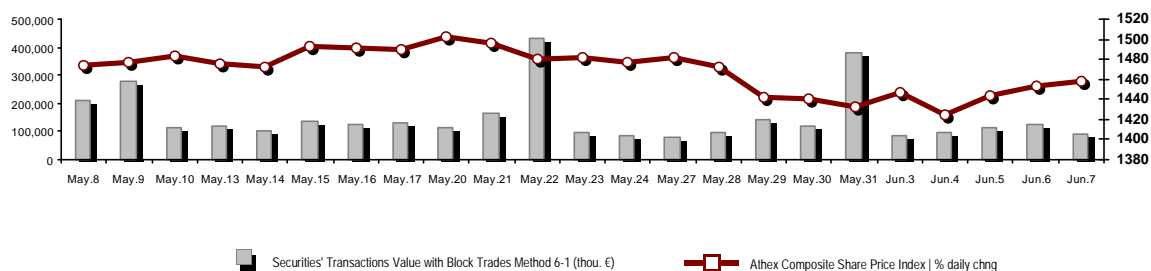
Stock Options

Stock Lending Analytic Figures

Appendix A: Sectors codification for listed companies

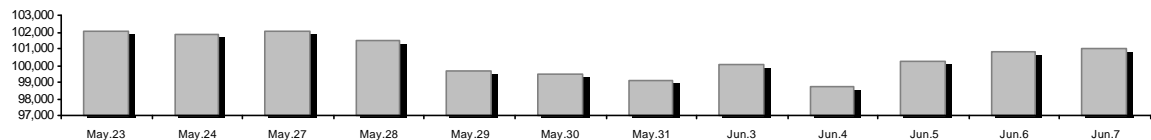
Summary of Markets

Athex Composite Share Price Index vs Shares and Derivatives Transactions Value

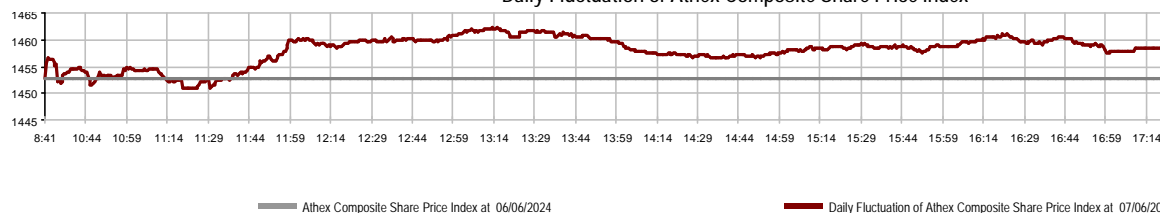


Athex Capitalisation (mill. €)**:	101,044.93	Derivatives Total Open Interest	540,898
Daily change: mill. € %	194.69 0.19%	in Index Futures % daily chng	5,107 9.97%
Yearly Avg Capitalisation: mill. € % chng prev year Avg	96,740.12 20.34%	in Stock Futures % daily chng	533,955 0.31%
Athex Composite Share Price Index % daily chng	1,458.37 0.38%	in Index Options % daily chng	1,250 2.97%
Athex Composite Share Price Index Capitalisation (mill. €)	91,456.98	in Stock Options % daily chng	586 0.00%
Daily change (mill. €)	229.38		
Securities' Transactions Value with Block Trades Method 6-1 (t)	93,173.11	Derivatives Contracts Volume:	18,883
Daily change: %	-33,751.67 -26.59%	Daily change: pieces %	-10,652 -36.07%
YtD Avg Trans. Value: thou. € % chng prev year Avg	142,886.48 30.41%	YtD Avg Derivatives Contracts % chng prev year Avg	35,228 -19.87%
Blocks Transactions Value of Method 6-1 (thou. €)	8,355.33	Derivatives Trades Number:	1,234
Blocks Transactions Value of Method 6-2 & 6-3 (thou. €)	0.00	Daily change: number %	-809 -39.60%
Bonds Transactions Value (thou.€)	1,380.37	YtD Avg Trades number % chng prev year Avg	1,981 -15.03%
Securities' Transactions Volume with Block Trades Method 6-1 (tho)	21,856.03	Lending Total Open Interest	281,953
Daily change: thou. pieces %	-10,634.68 -32.73%	Daily change: pieces %	1,552 0.55%
YtD Avg Volume: % chng prev year Avg	31,645.30 -5.88%	Lending Volume (Multilateral/Bilateral)	57,118
Blocks Transactions Volume of Method 6-1 (thou. Pieces)	2,816.82	Daily change: pieces %	53,066
Blocks Transactions Volume of Method 6-2 & 6-3 (thou. Pieces)	0.00	Multilateral Lending	57,118
Bonds Transactions Volume	1,416,000	Bilateral Lending	0
Securities' Trades Number with Block Trades Method 6-1	30,323	Lending Trades Number:	8
Daily change: number %	-4,123 -11.97%	Daily change: %	1
YtD Avg Trades number % chng prev year Avg	40,816 12.68%	Multilateral Lending Trades Number	8
Number of Blocks Method 6-1	9	Bilateral Lending Trades Number	0
Number of Blocks Method 6-2 & 6-3	0		
Number of Bonds Transactions	220		

Athex Capitalisation (mill. €)**



Daily Fluctuation of Athex Composite Share Price Index



Athex Indices

Index name	07/06/2024	06/06/2024	pts.	%	Min	Max	Year min	Year max	Year change
Athex Composite Share Price Index	1,458.37 #	1,452.85	5.52	0.38%	1,450.83	1,462.22	1,293.14	1,505.35	12.78% #
Athex Composite Index Total Return Index	2,681.32 #	2,671.19	10.13	0.38%	2,667.47	2,688.41	2,355.44	2,756.70	13.84% #
Athex ESG Index	1,663.67 #	1,654.66	9.01	0.54%	1,651.73	1,667.58	1,471.77	1,722.97	13.04% #
ATHEX Alternative Market Price Index	14,240.69 €	14,422.54	-181.85	-1.26%	14,216.40	14,422.54	9,352.11	15,217.49	52.27% #
FTSE/Athex Large Cap	3,540.67 #	3,520.13	20.54	0.58%	3,514.18	3,548.55	3,122.79	3,665.50	13.38% #
FTSE/Athex Mid Cap Index	2,326.53 €	2,340.21	-13.68	-0.58%	2,322.33	2,346.17	2,167.92	2,459.55	3.36% #
FTSE/ATHEX High Dividend Yield Index	4,059.79 #	4,057.89	1.90	0.05%	4,044.68	4,075.54	3,752.57	4,217.66	7.65% #
FTSE/Athex Market Index	845.48 #	841.01	4.47	0.53%	839.60	847.21	746.82	875.18	13.21% #
FTSE/Athex Banks	1,296.07 #	1,274.31	21.76	1.71%	1,272.12	1,297.12	1,057.67	1,349.28	22.08% #
FTSE/ATHEX TECHNOLOGY & TELECOMMUNICAT	5,442.38 €	5,451.24	-8.86	-0.16%	5,435.67	5,467.39	4,915.95	5,705.00	7.29% #
FTSE/ATHEX FINANCIAL SERVICES	6,090.55 #	5,991.21	99.34	1.66%	5,980.02	6,096.04	4,996.31	6,339.99	21.47% #
FTSE/ATHEX REAL ESTATE	4,640.54 €	4,661.53	-20.99	-0.45%	4,623.70	4,669.42	4,623.70	5,120.52	-6.45% €
FTSE/ATHEX CONSUMER DISCRETIONARY	5,154.15 #	5,118.57	35.58	0.70%	5,110.10	5,165.42	4,988.03	5,557.48	2.76% #
FTSE/ATHEX CONSUMER STAPLES	6,327.73 €	6,353.12	-25.39	-0.40%	6,310.03	6,357.81	5,069.68	6,458.99	24.36% #
FTSE/ATHEX INDUSTRIALS	6,316.07 #	6,275.90	40.17	0.64%	6,275.90	6,331.38	5,044.08	6,445.12	24.30% #
FTSE/ATHEX BASIC MATERIALS	5,102.47 €	5,126.52	-24.05	-0.47%	5,094.27	5,129.92	4,577.28	5,876.05	4.78% #
FTSE/ATHEX ENERGY & UTILITIES	5,190.70 €	5,227.68	-36.98	-0.71%	5,190.70	5,250.21	4,961.47	5,474.06	4.07% #
Athex All Share Index	337.61 #	336.96	0.65	0.19%	337.61	337.61	304.60	347.29	11.79% #
Hellenic Mid & Small Cap Index	2,087.73 €	2,090.58	-2.85	-0.14%	2,086.11	2,095.51	1,929.00	2,157.15	8.23% #
FTSE/Athex Large Cap Total Return	5,909.99 #	5,875.71	34.28	0.58%			5,201.70	6,088.15	14.38% #
FTSE/Athex Mid Cap Total Return	3,138.24 €	3,156.69	-18.45	-0.58%			2,922.90	3,302.69	3.53% #
MSCI GREECE REBASED	5,603.08 #	5,555.10	47.98	0.86%	5,545.96	5,617.14	4,984.69	5,837.84	12.41% #
Hellenic Corporate Bond Index	132.19 #	132.18	0.01	0.00%			129.54	132.19	1.96% #
Hellenic Corporate Bond Price Index	91.16 €	91.17	0.00	-0.01%			90.52	91.29	0.57% #

Note 1: FTSE/Med 100, Hellenic Corporate Bond Price Index and Hellenic Corporate Bond Index closing prices refer to the previous trading day of 05/06/2024.

Note 2: The Hellenic Mid & Small Cap Index is a Customized index calculated by the Athens Exchange.

Analytic Figures for Athex Market's Boards and Categories

	Total Traded Securities	Main Market	Surveillance	Exchange Traded Funds (ETFs)
Totals	122	115	6	1
Gain / Lose / Same:	43 / 54 / 25	42 / 53 / 20	0 / 1 / 5	1 / 0 / 0
Athex Capitalisation (mill. €) **	101,044.93	100,973.49	71.45	
Daily Average Trans/ons Value(thou.€)	142,886.48	142,678.25	40.53	290.31
Transactions Value	93,173.11	93,061.29	33.67	78.15
Main Board:	84,817.77	84,705.96	33.67	78.15
Blocks Board 6_2_3:	8,355.33	8,355.33	0.00	0.00
Forced Sales Board:	0.00	0.00	0.00	0.00
Special Terms Board:	0.00	0.00	0.00	0.00
Daily Average Transactions Volume	31,645,300	31,479,624	179,525	8,418
Transactions Volume	21,856,033	21,700,294	153,559	2,180
Main Board:	19,039,212	18,883,473	153,559	2,180
Blocks Board 6_2_3:	2,816,821	2,816,821	0	0
Forced Sales Board:	0	0	0	0
Special Terms Board:	0	0	0	0
Daily Average Number of Trades	40,816	40,693	72	53
Number of Trades	30,323	30,210	84	29
Main Board:	30,314	30,201	84	29
Blocks Board 6_2_3:	9	9	0	0
Forced Sales Board:	0	0	0	0
Special Terms Board:	0	0	0	0

Trading Details by Athex Sectors and Financial Instruments (ETFs)

Code	Sectors	Gain / Lose / Same	Number of Trades	Transactions Volume	Transactions Value	% of Total Trans. Value
3010	- Banks	4 / 2 / 1	11,022	17,259,962	53,546,093.05	57.47%
5510	- Basic Resources	5 / 3 / 4	803	195,225	711,506.10	0.76%
5010	- Construction & Materials	4 / 6 / 3	3,135	826,092	4,561,589.80	4.90%
4020	- Consumer Products & Services	1 / 5 / 1	393	101,181	247,779.90	0.27%
6010	- Energy	1 / 3 / 0	2,488	265,469	4,454,371.06	4.78%
12000	- Financial Instruments	1 / 0 / 0	29	2,180	78,146.46	0.08%
3020	- Financial Services	1 / 4 / 0	332	93,374	473,196.62	0.51%
4510	- Food Beverage & Tobacco	1 / 2 / 4	115	24,255	308,245.28	0.33%
2010	- Health Care	3 / 0 / 0	95	33,970	34,428.20	0.04%
5020	- Industrial Goods & Services	8 / 6 / 2	1,807	613,812	3,340,350.90	3.59%
3030	- Insurance	0 / 1 / 0	9	370	1,823.92	0.00%
4030	- Media	0 / 0 / 1	5	605	281.89	0.00%
4520	- Personal Care, Drug & Grocery Stores	0 / 2 / 0	501	94,632	623,841.87	0.67%
3510	- Real Estate	2 / 6 / 6	1,356	388,842	1,487,340.57	1.60%
4040	- Retail	3 / 1 / 1	1,309	233,606	2,990,874.87	3.21%
1010	- Technology	7 / 3 / 1	722	219,407	1,262,477.30	1.35%
1510	- Telecommunications	0 / 2 / 0	752	131,555	1,769,828.75	1.90%
4050	- Travel & Leisure	1 / 4 / 0	1,636	519,320	2,770,741.35	2.97%
6510	- Utilities	1 / 4 / 1	3,814	852,176	14,510,187.18	15.57%

Top 10 best & worst performing Shares

Main Market

With positive Price change	Closing price	change	With negative Price change	Closing price	change
EKTER SA (CR)	4.26	8.40% #	KEKROPS SA (CR)	1.4	-4.44% ☹
ELINOIL S.A. (CR)	2.35	3.98% #	P.P.A. S.A. (CR)	25.3	-2.50% ☹
NATIONAL BANK (CR)	8.264	2.97% #	SPACE HELLAS SA (CR)	6.64	-2.35% ☹
AUTOHELLAS SA (CR)	11.7	2.27% #	MOTOR OIL (CR)	26.12	-2.17% ☹
JUMBO SA (CR)	27.44	2.01% #	REVOIL (CR)	1.65	-2.08% ☹
TITAN CEMENT (CB)	31.05	1.80% #	PREMIA (CR)	1.15	-2.04% ☹
ALPHA SERVICES HOLD (CR)	1.62	1.66% #	KIRIAKOULIS SHIPPING SA (CR)	1.22	-2.01% ☹
CENERGY HOLDINGS (CB)	9.29	1.42% #	ORILINA PROPERTIES REIC (CR)	0.918	-1.71% ☹
ELASTRON (CR)	2.28	1.33% #	OPTIMA BANK (CR)	11.82	-1.66% ☹
LAVIPHARM SA (CR)	0.932	1.30% #	ADMIE (IPTO) HOLDING S.A. (CR)	2.175	-1.58% ☹
With the highest Transactions Value	Value (thou. €)	change	With the highest Transactions Volume	Volume	change
PIRAEUS FINANCIAL HOLD (CR)	19,565.88	0.66% #	EUROBANK HOLDINGS (CR)	5,578,498	1.06% #
NATIONAL BANK (CR)	14,056.75	2.97% #	PIRAEUS FINANCIAL HOLD (CR)	5,143,505	0.66% #
EUROBANK HOLDINGS (CR)	11,714.09	1.06% #	ALPHA SERVICES HOLD (CR)	4,783,365	1.66% #
ALPHA SERVICES HOLD (CR)	7,690.29	1.66% #	NATIONAL BANK (CR)	1,711,474	2.97% #
MYTILINEOS (CR)	5,769.34	0.00% -	INTRALOT (CR)	342,170	-0.17% ☹
TERNA ENERGY (CR)	5,143.50	-0.80% ☹	PPC (CR)	289,034	-0.72% ☹
MOTOR OIL (CR)	3,495.79	-2.17% ☹	ELLAKTOR (CR)	274,138	0.00% -
PPC (CR)	3,223.15	-0.72% ☹	TERNA ENERGY (CR)	273,233	-0.80% ☹
JUMBO SA (CR)	2,417.81	2.01% #	ATHENS INTL AIRPORT (CR)	207,973	-1.06% ☹
OPAP (CR)	1,970.71	-0.67% ☹	MYTILINEOS (CR)	155,904	0.00% -

Note: Stocks that are not included in the "Under Supervision" category, and the transactions value is more than 10,000 €.

Derivatives Summary

	Number of Trades	Volume	Open Interest
Index Futures	161	529	5,107
FTSE/Athex Banks	3	3	934
FTSE/Athex Large Cap	158	526	4,160
MSCI GREECE REBASED	0	0	13
Stock Futures	1,060	18,200	533,955
ADMIE (IPTO) HOLDING S.A. (CR)	27	373	25,313
AEGEAN AIRLINES (CR)	10	17	3,741
ALPHA SERVICES HOLD (CR)	138	6,812	196,982
ATHENS INTL AIRPORT (CR)	2	15	1,130
AUTOHELLAS SA (CR)	2	2	207
AVAX S.A. (CR)	2	6	930
CC HBC AG (CR)	1	5	60
CENERGY HOLDINGS (CB)	11	45	4,069
ELLAKTOR (CR)	10	45	4,560
ELVALHALCOR (CR)	23	173	4,864
EUROBANK HOLDINGS (CR)	36	735	27,885
EYDAP S.A. (CR)	0	0	4,343
FOURLIS (CR)	6	28	1,073
GEK TERNA (CR)	19	98	15,830
HELLENIC EXCHANGES-A.S.E. (CR)	24	180	7,856
HELLENIQ ENERGY (CR)	7	29	5,197
INTRACOM HOLDINGS (CR)	14	46	7,459
INTRAKAT (CR)	20	132	2,411
JUMBO SA (CR)	4	7	527
LAMDA DEVELOPMENT SA (CR)	54	417	7,350
MIG (CR)	0	0	131
MOTOR OIL (CR)	53	567	434
MYTILINEOS (CR)	15	115	6,323
NATIONAL BANK (CR)	157	1,021	12,055
OPAP (CR)	26	89	3,384
OPTIMA BANK (CR)	0	0	194
OTE (CR)	11	42	6,343
P.P.A. S.A. (CR)	0	0	123
PIRAEUS FINANCIAL HOLD (CR)	235	6,414	112,474
PPC (CR)	78	498	34,288
QUEST HOLDINGS (CR)	0	0	206
TERNA ENERGY (CR)	63	256	32,335
TITAN CEMENT (CB)	2	5	171
VIOHALCO SA/NV (CB)	10	28	3,707
Index Options	13	154	1,250
FTSE/Athex Large Cap	13	154	1,250
Stock Options	0	0	586
ALPHA SERVICES HOLD (CR)	0	0	0
NATIONAL BANK (CR)	0	0	367
OPAP (CR)	0	0	64
OTE (CR)	0	0	23
PIRAEUS FINANCIAL HOLD (CR)	0	0	0
PPC (CR)	0	0	132
Total Derivatives Traded	1,234	18,883	540,898

Section 2: Analytic Figures of Shares Transactions

Friday, 7 June, 2024

Number of Outstanding Securities	Nominal Value	Dividends [1]			Date of Last Coupon		Note	Shares	Closing price	% change	Previous closing price/date	Open price	Price min	Price max	Last price	Avg price	Last Bid [7]	Last Ask [7]	P/E after tax	Year	Volume	Trades	Transactions Value[8]	Company Mkt Value (thou. €)	Year low	Year high	Sector[4]		
2021	2022	2023	Dividend [2]	Right																									
11,869,224	0.540	0.136	0.15	---	03/07/2023	30/08/2019	---	FLEXOPACK SA (CR)	7.7	---	7.7	06/06/2024	---	---	---	---	300@7.85	400@8.00	---	---	---	---	---	91,393.02	7.55	8.65	50203030		
468,700		3.42	4.06	---	22/12/2023	21/05/2004	---	MERMEREN KOMB. A.D. PR. (GDR)	47	---	47	06/06/2024	---	---	---	---	110@42.40	20@47.00	1.61	2023	---	---	---	22,028.90	42.2	50	55102000		
57,434,884	1.17	---	---	---	05/06/2008	12/06/2009	---	REDS S.A. (CR)	2.7	---	2.7	06/06/2024	2.7	2.7	2.7	2.7	2,795,464@2.70	---	---	---	45,359	68	122,469.30	155,074.19	2.25	2.74	35101010		
244,669,638	0.500	0.02	0.03	---	23/06/2023	28/12/2023	---	TRASTOR REAL EST. INV. CO.(CR)	1.11	---	1.11	06/06/2024	1.11	1.1	1.11	1.1	1,109	830@1.12	681@1.20	---	---	1,001	3	1,110.10	271,583.30	1.1	1.42	35102000	
15,300,000	0.300	---	---	---	30/07/2009	13/12/1999	---	ATTICA PUBLICATIONS SA (CR)	0.418	---	0.418	06/06/2024	---	---	---	---	---	1539@0.418	---	---	---	---	---	6,395.40	0.292	0.452	40301030		
15,000,000	0.300	---	---	---	06/07/2007	18/07/2000	---	DAIOS PLASTICS SA (CR)	3.62	---	3.62	06/06/2024	---	---	---	---	80@3.44	480@3.62	---	---	---	---	---	54,300.00	3.18	4.18	50203015		
3,307,500	0.210	---	0.4	---	13/10/2023	30/11/2022	---	ELVE SA (CR)	5	-4.76	€	5.25	06/06/2024	5	4.88	5.2	5.2	5,004	27@5.30	26@5.20	9.34	2023	432	16	2,161.55	16,537.50	4.7	5.45	40204020
86,735,980	0.310	---	---	---	06/07/2009	07/09/2023	---	ATHENS MEDICAL CENTER SA (CR)	1.575	1.61	p	1.55	06/06/2024	1.55	1.54	1.58	1.575	1,571	685@1.54	1,464@1.58	---	---	2,403	27	3,775.63	136,609.17	1.525	2.03	20101025
2,760,000	11.83	11	11.8	12.4	03/06/2024	16/07/1990	---	KARELIA (CR)	340	---	340	06/06/2024	338	338	338	338	338	4@328.00	3@328.00	---	---	1	1	338.00	938,400.00	324	350	45103010	
6,700,000	0.800	0.047	0.047	---	23/08/2023	29/05/2014	---	MILLS KEPENOS (CR)	2	---	2	06/06/2024	1.9	1.9	1.99	1.99	1,907	40@1.85	45@2.00	21.47	2023	188	4	358.56	13,400.00	1.73	2.26	45102020	
18,017,472	0.360	---	---	---	09/09/2022	28/08/2017	---	KTIMA KOSTAS LAZARIDIS SA (CR)	1.79	---	1.79	06/06/2024	---	---	---	---	45@1.75	990@1.80	---	---	---	---	---	32,251.27	1.64	1.9	45101015		
21,364,000	1.12	---	0.4	---	21/08/2023	08/03/2023	---	LAMPASA HOTEL SA (CR)	36.4	---	36.4	06/06/2024	---	---	---	---	50@36.60	50@38.20	---	---	---	---	---	777,649.60	28.4	39.8	40501025		
32,188,050	1.04	---	---	---	21/07/2008	20/01/2000	---	MOUZAKIS (CR)	0.7	---	0.7	06/06/2024	0.74	0.74	0.745	0.745	0,744	500@0.695	111@0.745	---	---	500	2	371.95	22,531.64	0.67	0.92	55101020	
6,340,000	0.600	0.17	0.1	0.2	11/12/2023	11/01/2024	---	NAKAS MUSIC	2.72	---	2.72	06/06/2024	---	---	---	---	19@2.74	80@2.90	---	---	---	---	---	17,244.80	2.54	3.16	40401030		
27,379,200	0.980	---	0.45	---	01/08/2023	29/08/2022	---	CRETE PLASTICS SA (CR)	15.1	-3.82	€	15.7	06/06/2024	15.3	15.1	15.3	15.1	15,132	288@15.10	250@15.70	---	---	169	2	2,557.30	413,425.92	14.4	16.4	50203015
255,494,534	2.71	0.279	0.255	0.11	11/12/2023	30/09/2021	---	PRODEA (CR)	7.8	---	7.8	06/06/2024	7.8	7.8	7.8	7.8	7.8	881@7.80	200@8.55	---	---	119	2	928.20	1,992,857.37	7	8	35102000	
4,181,450	0.500	---	---	---	21/08/2000	05/03/2002	---	FLOUR MILLS SARANTOPOULOS SA	1.07	---	1.07	06/06/2024	1.04	1.04	1.04	1.04	1.04	138@1.00	348@1.04	---	---	452	1	470.08	4,474.15	0.965	1.12	45102020	

Exchange Traded Funds (ETFs)

934,675	---	---	---	---	15/06/2016	---	ALPHA ETF FTSE Athex Large Cap	35.935	0.60	p	35.72	06/06/2024	35.73	35.695	35.995	35.935	35.847	1@34.50	100@38.00	---	---	2,180	29	78,146.46	---	31.58	38	12003
---------	-----	-----	-----	-----	------------	-----	--------------------------------	--------	------	---	-------	------------	-------	--------	--------	--------	--------	---------	-----------	-----	-----	-------	----	-----------	-----	-------	----	-------

Surveillance

89,078,604	0.040	---	---	---	07/07/2010	16/01/2024	5160	FRIGOGLASS SA (CR)	0.224	-2.61	€	0.23	06/06/2024	0.212	0.212	0.224	0.224	0,217	24040@0.222	2000@0.228	---	2023	149,127	67	32,306.32	19,953.61	0.212	0.44	50204000
65,326,268	0.530	---	---	---	04/07/2007	19/07/2006	4750	SATO SA (CR)	0.034	---	0.034	06/06/2024	0.034	0.034	0.034	0.034	0.034	520@0.035	24500@0.037	---	---	480	1	16.32	2,221.09	0.027	0.067	40202015	
13,191,620	0.620	---	---	---	04/08/2010	09/09/2002	5232	YALCO - CONSTANTINOU (CR)	0.162	---	0.162	06/06/2024	---	---	---	---	---	---	4990@0.178	---	---	---	---	---	2,137.04	0.146	0.208	40202020	
17,579,754	4.16	---	---	---	18/08/2006	02/08/2010	---	BIOTER SA (CR)	0.278	---	0.278	06/06/2024	0.252	0.252	0.252	0.252	0.252	400@0.256	500@0.270	---	---	2,365	6	595.98	4,887.17	0.2	0.436	50101010	
54,654,600	0.050	---	---	---	01/07/1998	30/12/2022	5275	VIS SA (CR)	0.153	---	0.153	06/06/2024	---	---	---	---	---	400@0.154	---	---	2023	---	---	---	---	8,362.15	0.148	0.288	50203030
51,754,364	0.300	---	---	---	23/12/2003	24/01/2007	5197	SELECTED TEXT. IND. ASSOC (CR)	0.14	---	0.14	06/06/2024	0.126	0.126	0.126	0.126	0.126	224@0.134	1000@0.136	---	---	1,277	3	160.90	7,245.61	0.108	0.164	55101020	
15,842,391	1.51	---	---	---	15/07/2009	12/05/2000	5141	BITROS HOLDING SA (CR)	0.64	---	0.64	06/06/2024	---	---	---	---	---	600@0.580	4000@0.650	---	---	---	---	---	10,139.13	0.41	0.755	55102010	
24,319,250	0.300	---	---	---	09/07/2002	04/07/2007	5165	PROODEFTIKH SA (CR)	0.252	---	0.252	06/06/2024	0.23	0.23	0.23	0.23	0.23	1746@0.230	700@0.250	---	---	210	4	48.30	6,128.45	0.23	0.4	50101010	
28,438,268	0.070	---	---	---	21/08/2006	24/11/1999	5253	SPIROY AGRICULTURE SA (CR)	0.155	---	0.155	06/06/2024	---	---	---	---	---	2000@0.145	9866@0.170	---	---	---	---	---	4,407.93	0.14	0.252	45102010	
1,011,000	1.00	---	---	---	01/07/2004	11/12/2012	5193	TRIA ALFA SA (CR)	5.9	---	5.9	06/06/2024	5.4	5.4	5.4	5.4	5.4	30@5.50	40@5.90	---	2023	100	3	540.00	5,964.90	5.35	8.95	55101020	

Suspension Status

12,417,000	0.310	---	---	---	27/08/2019	28/08/2017	5233	MLS MULTIMEDIA SA (CR)	0.57	---	0.57	12/05/2020	---	---	---	---	---	---	---	---	---	---	---	---	---	7,077.69	0.57	0.57	10101015
6,330,002	0.300	---	---	---	25/06/2002	15/03/2019	5278	VARVARESSOS (CR)	0.24	---	0.24	02/05/2023	---	---	---	---	---	---	---	---	---	---	---	---	---	1,519.20	0.24	0.24	55101020
3,961,300	1.28	---	---	---	29/06/2004	03/08/2000	5248	DUROS SA (CR)	0.25	---	0.25	24/04/2023	---	---	---	---	---	---	---	---	---	---	---	---	---	990.33	0.25	0.25	40204020
7,125,216	0.650	---	---	---	01/07/2005	14/12/1999	4955	KRE.KA SA (CR)	0.28	---	0.28	06/04/2023	---	---	---	---	---	---	---	---	---	---	---	---	---	1,995.06	0.28	0.28	45102010
7,734,375	1.00	---	---	---	09/07/2007	07/01/2011	5277	LIVANIS SA (CR)	0.125	---	0.125	28/04/2023	---	---	---	---	---	---	---	---	---	---	---	---	---	966.80	0.125	0.125	40301030
10,203,575	0.730	---	---	---	16/07/2007	18/10/1999	---	FIERATEX SA (CR)	0.359	---	0.359	30/04/2024	---	---	---	---	---	---	---	---	---	---	---	---	---	3,663.08	0.335	0.538	55101020

Shares' Notes

Code	Note text
()	- Adjusted dividends.
*	- Last adjusted closing price.
[1]	- Net dividends.
[2]	- The "Date of Last Coupon" for New listings refers to the date company's stocks started to trade in Athex
[3]	- The Company Market Value is referred to the number of outstanding shares
[4]	- Sectors codification can be found in Appendix A
[5]	- The Market Value refers to the total number of shares listed (including their several classes) in the exchange by the company.
[6]	- P/E greater than 100
[7]	- Last view of the Order Book before the end of the trading session
[8]	- All Blocks Methods' Transactions Value are included.
4750	- Transfer to the Under Surveillance Category from 8/4/2011.
4955	- Transfer to the Surveillance Category as from 5/4/2013.
5093	- Transfer to the Surveillance Category as of 8/4/2015.
5141	- Transfer to the Surveillance Category as of 10/05/2017.
5160	- Transfer to the Surveillance Category as of 15/04/2016.
5165	- Transfer to the Surveillance Category as of 15/02/2018.
5193	- Transfer to the Surveillance Category as of 25/10/2018.
5197	- Transfer to the Surveillance Category as of 07/11/2018.
5232	- Transfer to the Under Surveillance Category from 08/04/2011.
5233	- Suspension of trading as of 13/05/2020.
5248	- Transfer to the Surveillance Category as of 06/09/20116.
5253	- Transfer to the Surveillance Category as of 14/5/2021.
5275	- Transfer to the Surveillance Category as of 09/07/2020.
5277	- Suspension of trading as of 02/05/2023.
5278	- Suspension of trading as of 03/05/2023.

Securities Blocks Details

Securities	Block Volume	Price	Block Trade Value	Time of approval	Note
HELLENIC EXCHANGES-A.S.E. (CR)	44,471	5.07	225,467.97	11:06:10	20
PAPOUTSANIS (CR)	20,000	2.52	50,400.00	11:21:16	20
MYTILINEOS (CR)	28,350	37.08	1,051,218.00	12:19:15	20
PIRAEUS FINANCIAL HOLD (CR)	250,000	3.79	948,000.00	12:19:15	20
ALPHA SERVICES HOLD (CR)	525,000	1.60	838,425.00	12:58:05	20
NATIONAL BANK (CR)	182,000	8.21	1,494,220.00	15:27:03	20
GR. SARANTIS S.A. (CR)	17,000	11.30	192,100.00	16:08:34	20
ALPHA SERVICES HOLD (CR)	250,000	1.62	404,000.00	16:40:36	20
EUROBANK HOLDINGS (CR)	1,500,000	2.10	3,151,500.00	17:12:54	20

Blocks Notes

9 - Method 6-1 / Special Fees

10 - Method 6-1 / Special Fees, SDS

14 - Method 6-3 / Settlement, Incomplete Buy and Sell

18 - Method 6-2 / SPOT 1

19 - Method 6-2 / SPOT 2

20 - Method 6-1 and Method 6-1 Same Day Settlement

21 - Other Pre-agreed

Shares Rights Details

Occured date	Exercise from	Exercise until	Trading until	Rights	Price min	Price max	Closing price	Last Bid	Last Ask	Volume	Trades	Transactions Value
--------------	---------------	----------------	---------------	---------------	-----------	-----------	---------------	----------	----------	--------	--------	--------------------

No Rights Transactions.

Forced Sales Details

Securities	Category of Security	Transactions Volume	Number of Trades	Transactions Value	Note
------------	----------------------	------------------------	---------------------	-----------------------	------

No Forced Transactions.

Forced Sales Notes

- 1 - Compulsory Public Forced Sales
- 2 - Forced Sales of Fixed Registered Shares
- 3 - Forced Sales of Remaining Fractional Shares

Exchange Traded Funds (ETFs) Characteristics

	Transactions Date (T)	Creation / Redemption	Units (T-1)	New Units (T-1)	Redemption Units (T-1)	Units (T) [1]	Fund Assets [2]	Net Unit Price	Dividend per Unit	Dividend Date
ALPHA ETF FTSE Athex Large Cap	07/06/2024	5,000	934,675	---	---	934,675	33,357,240.00	35.6886	0.62	03/07/2023

ETFs Notes

[1] - Units (T) = Units (T-1) + New Units (T-1) - Redemption Units (T-1)

[2] - The Creation / Redemption Units of T-1 are included.

Non Convertible Corporate Bonds - Regulated Market

Num Listed Bonds	Nominal price	Issue price	Today's Rate	Exp. Date	Duration (years)	Note	Coupon		Trading Unit	Corporate Bonds	Accrued Int.	Yield.T.Mat	Price min	Price max	Closing price	Previous closing price/date	Volume	Transactions Value	Last order		ear min	Year max		
							Common	Preferred											Price	Buy / Sell			Date	
130,000	1,000.00	1,000.00	6.00	27/02/2029	5	---	1	---	1	INTRALOT S.A. (Non Convertible)	17.5000	5.7550	100.5267	100.5610	100.5580	100.5270	06/06/2024	53,000	54,214.86	100.5000	B	37/06/2024	100.0050	101.9000
320,000	1,000.00	1,000.00	3.40	21/07/2027	7	---	8	---	1	LAMDA DEVELOPMENT S.A. (Non Convertible)	13.3167	4.2970	95.8999	95.8999	95.8999	95.4100	06/06/2024	5,000	4,861.58	94.6100	B	37/06/2024	92.0000	97.1500
200,000	1,000.00	1,000.00	2.10	27/10/2027	7	---	8	---	1	O.P.A.P. S.A. (Non Convertible)	2.5083	3.9120	93.0001	93.9999	93.6000	93.5000	06/06/2024	20,000	18,741.66	93.2200	B	37/06/2024	90.5800	95.0000
200,000	1,000.00	1,000.00	1.90	23/03/2028	7	---	7	---	1	MOTOR OIL CORINTH REFINERIES SA (Non Convertible)	4.0639	3.8450	92.6799	92.6999	92.6833	92.4880	06/06/2024	6,000	5,585.38	92.2000	B	37/06/2024	90.5000	92.8000
100,000	1,000.00	1,000.00	2.95	11/02/2027	5	---	5	---	1	SAFE BULKERS PARTICIPATIONS PLC (Non Convertible)	9.8333	5.1810	93.8250	93.8250	93.8250	93.8250	04/06/2024	5,000	4,740.42	93.6000	B	37/06/2024	93.3364	97.0000
230,000	1,000.00	1,000.00	4.70	12/07/2029	7	---	4	---	1	LAMDA DEVELOPMENT S.A. (Non convertible)	19.7139	4.5610	97.0000	99.0004	98.8500	100.0000	06/06/2024	349,000	350,429.46	98.4000	B	37/06/2024	97.0000	101.2000
100,000	1,000.00	1,000.00	4.40	26/07/2029	7	---	4	---	1	CPLP SHIPPING HOLDINGS PLC (Non Convertible)	16.7444	4.7220	96.0593	97.5200	97.0079	97.6260	06/06/2024	125,000	122,503.48	96.3330	B	37/06/2024	95.0948	100.2438
199,375	1,000.00	1,000.00	3.60	12/03/2026	7	---	11	---	1	AEGEAN AIRLINES S.A. (Non Convertible)	9.1000	3.6250	98.0000	98.8000	98.7950	98.9000	06/06/2024	140,000	138,792.02	98.0000	B	37/06/2024	97.1458	99.3000
150,000	1,000.00	1,000.00	2.60	22/10/2026	7	---	10	---	1	TERNA ENERGY FINANCE S.A. (Non Convertible)	3.6111	4.0760	95.0000	95.7000	95.6731	94.7330	06/06/2024	52,000	49,937.78	95.0000	B	37/06/2024	92.8293	95.8499
500,000	1,000.00	1,000.00	2.75	03/07/2027	7	---	8	---	1	GEK TERNA S.A. (Non Convertible)	12.2222	4.8080	92.4000	93.0000	93.0000	92.7000	06/06/2024	119,000	111,734.44	92.4500	B	37/06/2024	91.5500	94.0000
200,000	1,000.00	1,000.00	4.25	23/01/2029	5	---	1	---	1	AUTOHELLAS S.A. (Non Convertible)	16.5278	4.3090	99.5000	99.5000	99.5000	99.5000	06/06/2024	17,000	17,195.97	99.1000	B	37/06/2024	97.5000	101.0000
175,000	1,000.00	1,000.00	3.40	26/07/2024	5	---	10	---	1	ATTICA HOLDINGS S.A. (Non Convertible)	12.9389	8.5520	99.1000	99.2000	99.1136	99.1560	05/06/2024	33,000	33,134.48	99.1600	B	37/06/2024	98.5000	99.8400
100,000	1,000.00	1,000.00	2.70	25/05/2026	5	---	7	---	1	COSTAMARE PARTICIPATIONS PLC (Non Convertible)	1.1250	4.3100	96.3899	96.3899	96.3899	96.3500	06/06/2024	1,000	965.02	96.3000	B	37/06/2024	94.2567	97.0000
300,000	1,000.00	1,000.00	2.30	20/07/2028	7	---	6	---	1	PRODEA REIC S.A.(Non Convertible)	9.0083	5.0000	89.5000	90.0000	89.5060	89.8000	06/06/2024	137,000	123,984.18	89.5000	B	37/06/2024	86.1234	92.3500
150,000	1,000.00	1,000.00	2.65	22/10/2026	5	---	6	---	1	CPLP SHIPPING HOLDINGS PLC (Non Convertible)	3.6806	4.9720	94.2500	94.2500	94.2500	94.3500	06/06/2024	20,000	18,923.61	94.4500	B	37/06/2024	93.0000	95.0000
250,000	1,000.00	1,000.00	2.45	16/11/2028	7	---	6	---	1	ELVALHALCOR S.A. (Non Convertible)	1.7694	4.4300	91.0000	91.5000	91.5000	91.6000	06/06/2024	80,000	73,101.56	90.5002	B	37/06/2024	88.4206	93.3241
120,000	1,000.00	1,000.00	2.65	06/12/2028	7	---	6	---	1	NOVAL PROPERTY REIC (Non Convertible)	0.3681	4.6430	91.2001	91.8000	91.3200	91.6500	06/06/2024	34,000	31,070.52	91.3000	B	37/06/2024	88.5000	93.2000
300,000	1,000.00	1,000.00	2.30	14/12/2028	7	---	5	---	1	GEK TERNA S.A. (Non Convertible)	11.5000	5.2660	87.8600	88.4000	87.9180	88.4000	06/06/2024	25,000	22,267.00	87.8700	B	37/06/2024	85.0000	90.9000

Corporate Bonds Notes

Transactions Volume = (Pieces) * (Nominal Price). Transactions Value = (Pieces) * (Nominal Price) * (price %) + (Accrued interest).

The price of a Bond is stated as a percentage (%) of Bond's Nominal Price.

Nominal Price in Euros (€), except if it is noted differently.

Non Convertible Corporate Bonds - Regulated Market

Num Listed Bonds	Nominal price	Issue price	Today's Rate	Exp. Date	Duration (years)	Note	Coupon		Trading Unit	Corporate Bonds	Accrued Int.	Yield.T.Mat	Price min	Price max	Closing price	Previous closing price/date	Volume	Transactions Value	Last order		ear min	Year max		
							Common	Preferred											Price	Buy / Sell			Date	
100,000	1,000.00	1,000.00	2.80	25/01/2027	5	---	5	---	1	PREMIA S.A. (Non Convertible)	10.7333	4.8620	---	---	---	94.3500	04/06/2024	---	---	93.5000	B	37/06/2024	90.9974	97.8048
500,000	1,000.00	1,000.00	4.00	10/07/2030	7	---	2	---	1	MYTILINEOS S.A. (Non Convertible)	17.0000	3.8850	99.7100	99.9200	99.8550	99.7400	06/06/2024	190,000	192,944.50	99.8101	B	37/06/2024	98.3001	100.6000
120,000	1,000.00	1,000.00	3.95	04/04/2025	7	---	13	---	1	GEK TERNA S.A. (Non Convertible)	7.4611	3.4620	---	---	---	99.7000	06/06/2024	---	---	99.6010	B	37/06/2024	98.6000	100.1000
100,000	1,000.00	1,000.00	5.50	15/12/2028	5	---	1	---	1	IDEAL HOLDINGS S.A. (Non Convertible)	27.3472	4.8100	102.0200	102.2500	102.1120	102.1000	06/06/2024	5,000	5,242.34	102.0200	B	37/06/2024	100.6502	104.1000

Corporate Bonds Notes

Transactions Volume = (Pieces) * (Nominal Price). Transactions Value = (Pieces) * (Nominal Price) * (price %) + (Accrued interest).

The price of a Bond is stated as a percentage (%) of Bond's Nominal Price.

Nominal Price in Euros (€), except if it is noted differently.

Government Bonds

Number Listed Bonds	Nominal price	Today's Rate	Accrued Interest Calc	Exp. Date [1]	Duration (years)	Note	Coupons Date	Curr. coupon value	Trading Unit	Government Bonds	Price min	Price max	Closing price	Previous closing price/date	Volume	Transactions Value	Price	Last order Buy / Sell	Date
3,000,000	1,000.00	4.13	Actual/Actual	15/06/2054	30	---	15/06	4.13	1	GGB-FXD-150654-30Y-4.125-1.000	---	---	---	---	---	---	---	---	---
4,700,000	1,000.00	1.88	Actual/Actual	04/02/2035	15	---	04/02	1.88	1	GGB-FXD-040235-15Y-1.875-1.000	---	---	---	---	---	---	---	---	---
6,000,000	1,000.00	0.75	Actual/Actual	18/06/2031	10	---	18/06	0.75	1	GGB-FXD-180631-10Y-0.750-1.000	---	---	---	---	---	---	---	---	---
3,600,000	1,000.00	3.88	Actual/Actual	15/06/2028	5	---	15/06	3.88	1	GGB-FXD-150628-05Y-3.875-1.000	---	---	---	---	---	---	---	---	---
5,962,747,327	1.00	3.75	Actual/Actual	30/01/2028	10	---	/02 - 01/02 - 31/	3.75	1	GGB-FXD-300128-10Y-3.750-1.000	---	---	---	85.4610 13/07/2018	---	---	1.0000	B	28/11/2018
7,067,309,386	1.00	3.90	Actual/Actual	30/01/2033	15	---	/02 - 01/02 - 31/	3.90	1	GGB-FXD-300133-15Y-3.900-1.000	---	---	---	78.6730 13/07/2018	---	---	1.0000	B	28/11/2018
5,622,848,349	1.00	4.00	Actual/Actual	30/01/2037	19	---	/02 - 01/02 - 31/	4.00	1	GGB-FXD-300137-19Y-4.000-1.000	---	---	---	77.0370 13/07/2018	---	---	1.0000	B	28/11/2018
5,476,770,669	1.00	4.20	Actual/Actual	30/01/2042	24	---	/02 - 01/02 - 31/	4.20	1	GGB-FXD-300142-24Y-4.200-1.000	---	---	---	77.7640 13/07/2018	---	---	1.0000	B	28/11/2018
4,250,000	1,000.00	3.38	Actual/Actual	15/06/2034	10	---	15/06	3.38	1	GGB-FXD-150634-10Y-3.375-1.000	---	---	---	---	---	---	---	---	---
40,248,141	1.00	4.30	Actual/Actual	24/02/2025	13	---	24/02	4.30	1	GGB-FXD-240225-13Y-2.000-1.000	---	---	---	10.0000 22/06/2015	---	---	---	---	---
59,586,043	1.00	4.30	Actual/Actual	24/02/2026	14	---	24/02	4.30	1	GGB-FXD-240226-14Y-2.000-1.000	---	---	---	10.0000 22/06/2015	---	---	---	---	---
41,118,344	1.00	4.30	Actual/Actual	24/02/2027	15	---	24/02	4.30	1	GGB-FXD-240227-15Y-2.000-1.000	---	---	---	10.0000 22/06/2015	---	---	---	---	---
45,137,734	1.00	4.30	Actual/Actual	24/02/2028	16	---	24/02	4.30	1	GGB-FXD-240228-16Y-2.000-1.000	---	---	---	10.0000 22/06/2015	---	---	---	---	---
61,768,888	1.00	4.30	Actual/Actual	24/02/2029	17	---	24/02	4.30	1	GGB-FXD-240229-17Y-2.000-1.000	---	---	---	10.0000 22/06/2015	---	---	---	---	---
54,567,744	1.00	4.30	Actual/Actual	24/02/2030	18	---	24/02	4.30	1	GGB-FXD-240230-18Y-2.000-1.000	---	---	---	10.0000 22/06/2015	---	---	---	---	---
37,541,515	1.00	4.30	Actual/Actual	24/02/2031	19	---	24/02	4.30	1	GGB-FXD-240231-19Y-2.000-1.000	---	---	---	10.0000 22/06/2015	---	---	---	---	---
37,558,317	1.00	4.30	Actual/Actual	24/02/2032	20	---	24/02	4.30	1	GGB-FXD-240232-20Y-2.000-1.000	---	---	---	10.0000 22/06/2015	---	---	---	---	---
37,473,732	1.00	4.30	Actual/Actual	24/02/2033	21	---	24/02	4.30	1	GGB-FXD-240233-21Y-2.000-1.000	---	---	---	10.0000 22/06/2015	---	---	---	---	---
33,888,293	1.00	4.30	Actual/Actual	24/02/2034	22	---	24/02	4.30	1	GGB-FXD-240234-22Y-2.000-1.000	---	---	---	10.0000 22/06/2015	---	---	---	---	---
35,177,800	1.00	4.30	Actual/Actual	24/02/2035	23	---	24/02	4.30	1	GGB-FXD-240235-23Y-2.000-1.000	---	---	---	10.0000 22/06/2015	---	---	---	---	---
35,547,268	1.00	4.30	Actual/Actual	24/02/2036	24	---	24/02	4.30	1	GGB-FXD-240236-24Y-2.000-1.000	---	---	---	10.0000 22/06/2015	---	---	---	---	---
40,246,306	1.00	4.30	Actual/Actual	24/02/2037	25	---	24/02	4.30	1	GGB-FXD-240237-25Y-2.000-1.000	---	---	---	10.0000 22/06/2015	---	---	---	---	---
37,643,952	1.00	4.30	Actual/Actual	24/02/2038	26	---	24/02	4.30	1	GGB-FXD-240238-26Y-2.000-1.000	---	---	---	10.0000 22/06/2015	---	---	---	---	---
36,977,100	1.00	4.30	Actual/Actual	24/02/2039	27	---	24/02	4.30	1	GGB-FXD-240239-27Y-2.000-1.000	---	---	---	10.0000 22/06/2015	---	---	---	---	---
41,615,000	1.00	4.30	Actual/Actual	24/02/2040	28	---	24/02	4.30	1	GGB-FXD-240240-28Y-2.000-1.000	---	---	---	10.0000 22/06/2015	---	---	---	---	---
42,227,208	1.00	4.30	Actual/Actual	24/02/2041	29	---	24/02	4.30	1	GGB-FXD-240241-29Y-2.000-1.000	---	---	---	10.0000 22/06/2015	---	---	---	---	---
68,288,487	1.00	4.30	Actual/Actual	24/02/2042	30	---	24/02	4.30	1	GGB-FXD-240242-30Y-2.000-1.000	---	---	---	10.0000 22/06/2015	---	---	---	---	---
4,000,000	1,000.00	3.88	Actual/Actual	12/03/2029	10	---	12/03	3.88	1	GGB-FXD-120329-10Y-3.875-1.000	---	---	---	---	---	---	100.0000	B	15/10/2019
4,500,000	1,000.00	0.00	Actual/Actual	12/02/2026	5	---	12/02	0.00	1	GGB-FXD-120226-05Y-3.000-1.000	---	---	---	---	---	---	---	---	---
2,209,163	1,000.00	3.38	Actual/Actual	15/02/2025	7	---	15/02	3.38	1	GGB-FXD-150225-07Y-3.375-1.000	---	---	---	---	---	---	---	---	---
964,000	1,000.00	3.25	Actual/Actual	20/03/2025	6	---	20/03	3.25	1	GGB-FXD-200325-06Y-3.250-1.000	---	---	---	---	---	---	---	---	---
2,100,000	1,000.00	3.55	Actual/Actual	20/03/2026	7	---	20/03	3.55	1	GGB-FXD-200326-07Y-3.550-1.000	---	---	---	---	---	---	---	---	---
5,500,000	1,000.00	1.50	Actual/Actual	18/06/2030	10	---	18/06	1.50	1	GGB-FXD-180630-10Y-1.500-1.000	---	---	---	---	---	---	---	---	---
3,500,000	1,000.00	4.38	Actual/Actual	18/07/2038	15	---	18/07	4.38	1	GGB-FXD-180738-15Y-4.375-1.000	---	---	---	---	---	---	---	---	---

Government Bonds Notes

Transactions Volume = (Pieces) * (Nominal Price). Transactions Value = (Pieces) * (Nominal Price) * (price %) + (Accrued interest).

The Value of current coupon for the issues with NV 0.01 euro refers to NV 100 euros

FLR: Floating Interest Rate.

[1] - The Expiration Date of the interest bearing period and the Date for coupon payment.

Government Bonds

Number Listed Bonds	Nominal price	Today's Rate	Accrued Interest Calc	Exp. Date [1]	Duration (years)	Note	Coupons Date	Curr. coupon value	Trading Unit	Government Bonds	Price min	Price max	Closing price	Previous closing price/date	Volume	Transactions Value	Price	Last order Buy / Sell	Date
40,000	1,000.00	4.67	FLR	Actual/360	18/09/2024	1	---	18/09 - 19/03	---	1	GGB-FLT-180924-01Y-4.670-1.000	---	---	---	---	---	---	---	---
5,364,250	1,000.00	3.25		Actual/Actual	20/03/2050	30	---	20/03	3.25	1	GGB-FXD-200350-30Y-3.250-1.000	---	---	---	---	---	---	---	---
3,924,361	1,000.00	2.00		Actual/Actual	22/04/2027	7	---	22/04	2.00	1	GGB-FXD-220427-07Y-2.000-1.000	---	---	---	---	---	99.9000	B	22/04/2020
2,500,000	1,000.00	1.88		Actual/Actual	23/07/2026	7	---	23/07	1.88	1	GGB-FXD-230726-07Y-1.875-1.000	---	---	---	---	---	---	---	---
4,900,000	1,000.00	4.25		Actual/Actual	15/06/2033	10	---	15/06	4.25	1	GGB-FXD-150633-10Y-4.250-1.000	---	---	---	---	---	---	---	---
3,500,000	1,000.00	1.88		Actual/Actual	24/01/2052	30	---	24/01	1.88	1	GGB-FXD-240152-30Y-1.875-1.000	---	---	---	---	---	---	---	---
3,700,000	1,000.00	1.75		Actual/Actual	18/06/2032	10	---	18/06	1.75	1	GGB-FXD-180632-10Y-1.750-1.000	---	---	---	---	---	---	---	---
2,200,000	1,000.00	1.13	FLR	Actual/360	15/12/2027	5	---	- 15/12 - 15/03 -	---	1	GGB-FLT-151227-05Y-1.130-1.000	---	---	---	---	---	102.1600	B	30/12/2022

Government Bonds Notes

Transactions Volume = (Pieces) * (Nominal Price). Transactions Value = (Pieces) * (Nominal Price) * (price %) + (Accrued interest).

The Value of current coupon for the issues with NV 0.01 euro refers to NV 100 euros

FLR: Floating Interest Rate.

[1] - The Expiration Date of the interest bearing period and the Date for coupon payment.

Treasury Bills & Zero Coupon Government Bonds

Issue Date	13-Week Maturity									26-Week Maturity									52-Week Maturity								
	Exp. Date	Initial Rate	Num Listed Bonds	Nominal price	Issue price	Last Trade Price	Last Trade Date	Volume Traded	Note	Exp. Date	Initial Rate	Num Listed Bonds	Nominal price	Issue price	Last Trade Price	Last Trade Date	Volume Traded	Note	Exp. Date	Initial Rate	Num Listed Bonds	Nominal price	Issue price	Last Trade Price	Last Trade Date	Volume Traded	Note
08/09/2023	---	---	---	---	---	---	---	---	---	---	---	---	---	---	---	---	---	---	06/09/2024	3.81	812,500	1,000.00	962.90	---	---	---	---
08/12/2023	---	---	---	---	---	---	---	---	---	---	---	---	---	---	---	---	---	---	06/12/2024	3.70	600,000	1,000.00	963.90	---	---	---	---
08/03/2024	---	---	---	---	---	---	---	---	---	---	---	---	---	---	---	---	---	---	07/03/2025	3.73	812,500	1,000.00	963.70	---	---	---	---

Bonds in Circulation	Currency / Min nominal traded Value	Coupons Payment Date	Current Coupon Value	Note	Coupon	Trading Unit	Issue Date	Duration (years)	Today's Interest	A.I.C in days	Bonds	Last price of previous days		Last Outcry in Cash (euro)		Trades in Pieces	Life min	Life Max	
												Price	Buy / Sell	Price	Buy / Sell				
Corporate Bonds in Foreign Currency and Euro																			
103,746	GBP / 10	01/12	0.25	---	65	1	01/12/1930	98	2.5	360	National Mortgage Bank	2.27	05/02/1996	2.27	S	05/02/1996	---	2.27	2.27
0	GBP / 10	01/12	0.25	---	67	1	01/12/1928	100	2.5	360	National Mortgage Bank	---	---	---	---	---	---	---	---

Government Bonds Notes

A.I.C: Accrued Interest Calculation base.

FLR: Floating Interest Rate.

The minimum tradeable Nominal Value for all Demeterialised Government Titles is 100 Euros.

(μτφρ-0)

Athex & ATHEXClear Members List

Member Name				Stock Market			Derivatives Market		ATHEXClear Member	
	Address	Phone	Fax	Market Member	Remote Member	Market Maker	Proprietary	Market Maker	General Clearing	Direct Clearing
A. SARRIS SECURITIES S.A.				a						
6, ΔΡΑΓΑΤΣΑΝΙΟΥ 6 ΑΘΗΝΑ	2103367700									
ΑΕΟΝIC SECURITIES C.I.F. P.L.C.				a						
, ΛΑΪΟΥ 6, ΓΡ. 301B, ANNA COURT	35725337600									
ALPHA BANK S.A.									a	
, ΣΤΑΔΙΟΥ 40 ΑΘΗΝΑ	2103260000									
ALPHA FINANCE INVESTMENT SERVICES SINGLE MEMBER SA				a		a	a	a		a
5, ΠΑΝΕΠΙΣΤΗΜΙΟΥ 45 ΑΘΗΝΑ	2103677400									
ARGUS STOCKBROKERS LTD				a	a		a			
25, 25 ΛΕΩΦΟΡΟΣ ΔΗΜΟΣΘΕΝΗ ΣΕΒΕΡΗ	0035722717000									
ATHLOS CAPITAL INVESTMENT SERVICES LTD					a					
, 17 STASINOU AVENUE, BEDIZIA TOWER, 6TH & 7TH FL.	35722110777									
ATLANTIC SECURITIES LTD				a	a					
37, ΠΡΟΔΡΟΜΟΥ 37	0035722445400									
AXON SECURITIES S.A.				a			a			
48, ΣΤΑΔΙΟΥ 48 ΑΘΗΝΑ	2103363800									
BETA SECURITIES S.A.				a		a	a			a
29, ΑΛΕΞΑΝΔΡΑΣ 29 ΑΘΗΝΑ	210 6478900									
BNP PARIBAS S.A.									a	
, ΛΑΜΨΑΚΟΥ 2 ΑΘΗΝΑ	2107468525									
BOFA SECURITIES EUROPE SA				a	a					
, 51 RUE LA BOÉTIE	+33 153655555									
CAPITAL SECURITIES S.A.				a			a			
58, ΜΗΤΡΟΠΟΛΕΩΣ 58 ΑΘΗΝΑ	2103369700									
CITIGROUP GLOBAL MARKETS EUROPE AG				a	a					
16, REUTERWEG 16	+49 691366-0									
CITIGROUP GLOBAL MARKETS LIMITED				a						
1, 33 CANADA SQUARE - CANARY WHARF	+44 02079864000									
CREDIT SUISSE BANK (EUROPE), S.A.				a						
, CALLE AYALA 42, 3A PLANTA-B MADRID	+34917916000									
CREDIT SUISSE SECURITIES (EUROPE) LIMITED				a						
1, ONE CABOT SQUARE LONDON	+44 2078888888									
CYCLOS SECURITIES S.A.				a			a			
39, ΧΑΡΙΛΑΟΥ ΤΡΙΚΟΥΠΗ 6-8-10 ΑΘΗΝΑ	2103364300									
DEUTSCHE BANK S.A.					a					
1, GREAT WINCHESTER STREET LONDON	+44 20 754 54209	00441133361437								
EUROBANK EQUITIES INVESTMENT FIRM SINGLE MEMBER SA				a		a	a	a		a
, ΦΙΛΕΛΗΝΩΝ 10 & ΞΕΝΟΦΩΝΤΟΣ 13 ΑΘΗΝΑ	2103720425									
EUROBANK S.A.									a	
, ΟΘΩΝΟΣ 8 ΑΘΗΝΑ	2144043907									
EUROCORP INVESTMENT SERVICES S.A.				a			a			a
14, ΠΛ.ΦΙΛΙΚΗΣ ΕΤΑΙΡΕΙΑΣ 14 ΑΘΗΝΑ	2107263600									
EUROTRUST INVESTMENT FIRM SA				a						
113, ΣΕΒΑΣΤΟΥΠΟΛΕΩΣ 113 ΑΘΗΝΑ	2103363100									
EUROXX SECURITIES S.A.				a		a	a	a		a
7, ΠΑΛΑΙΟΛΟΓΟΥ ΧΑΛΑΝΔΡΙ	(210)-6879400	(210)-6879401								
7, ΠΑΛΕΟΛΟΓΟΥ ΧΑΛΑΝΔΡΙ	+30 2106879400	210-6879401								
FREEDOM FINANCE EUROPE LTD				a	a					
, ΧΡΙΣΤΑΚΗ ΚΡΑΝΟΥ 20	035725257786									
G. A. PERVANAS SECURITIES- INVESTMENT SERVICES S.A.				a						
7-9, ΣΟΦΟΚΛΕΟΥΣ 7-9 ΑΘΗΝΑ	2103727200									
GLOBAL CAPITAL SECURITIES & FINANCIAL SERVICES LTD				a	a					
50, ΛΑΡΧΙΕΠΙΣΚΟΠΟΥ ΜΑΚΑΡΙΟΥ Γ50	0035722710710									
GREENPOST TRADING EUROPE LTD				a	a	a				
, ΚΙΜΩΝΟΣ 3, ACROPOLIS MANSIONS, 2ND FLOOR, FLAT/OFFICE 202	035722521389									
HELLENIC AMERICAN SECURITIES S.A.				a		a	a			a
27, ΑΝΔΡΕΑ ΠΑΠΑΝΔΡΕΟΥ 27 ΜΑΡΟΥΣΙ	2103311100									
HELLENIC BANK (INVESTMENTS) LTD					a					
, ΑVE.ΚΥΡΙΑΚΟΥ ΜΑΤΣΙ 31 - ΡΟ ΒΟΧ 24747 ΝΙCΟSΙΑ	+357 22500100	357 22500110								
HSBC CONTINENTAL EUROPE									a	
109-111, ΑΜΕΣΟΓΕΙΩΝ 109-111	2106960000									
INDEX SECURITIES S.A.				a						
6, ΔΡΑΓΑΤΣΑΝΙΟΥ 6 ΑΘΗΝΑ	2103213920									

Athex & ATHEXClear Members List

Member Name	Stock Market			Derivatives Market		ATHEXClear Member				
	Address	Phone	Fax	Market Member	Remote Member	Market Maker	Proprietary	Market Maker	General Clearing	Direct Clearing
J. CHR. MAVRIKIS SECURITIES S.A.				a						
5, ΣΟΦΟΚΛΕΟΥΣ 5 ATHINA	2103216730									
KAPPA SECURITIES S.A.				a			a			
15, ΒΑΛΑΩΡΙΤΟΥ 15 ATHINA	2103678600									
KARAMANOF SECURITIES & INVESTMENT SERVICES S.A.				a						
2, ΠΛ.ΑΓ.ΘΕΟΔΩΡΩΝ 2 ATHINA	2103212947									
LAIKI FINANCIAL SERVICES LTD					a					
26, AVE. VYRONOS NICOSIA	357 22367367	357 22718567								
LEON DEPOLAS SECURITIES S.A.				a		a	a			
1, ΧΡΗΣΤΟΥ ΛΑΔΑ 1 ATHINA	2103213276 -28									
MEGA EQUITY SECURITIES & FINANCIAL SERVICES PUBLIC LTD				a	a		a			
42-44, ΛΕΩΦ.ΓΡΙΒΑ ΔΙΓΕΝΗ 42-44	0035722711711									
MERIT SECURITIES S.A				a		a	a			a
5, ΣΟΦΟΚΛΕΟΥΣ 5 ATHINA	2141008814									
MERRILL LYNCH INTERNATIONAL				a						
2, 2 KING EDWARD STREET LONDON	+44 20276281000									
N. CHRYSOCHOIDIS SECURITIES S.A.				a			a			a
7-9, ΣΟΦΟΚΛΕΟΥΣ 7-9 ATHINA	2103213913									
NATIONAL BANK OF GREECE S.A.				a		a	a		a	
86, ΑΙΟΛΟΥ STR. ATHINA	(210)-3341000	(210)-3228187								
68, ΑΚΑΔΙΜΙΑΣ STR. ATHINA	(210)-3328817	(210)-3328678								
NATIONAL SECURITIES SINGLE MEMBER SA				a		a	a	a		
66, ΛΕΩΦΟΡΟΣ ΑΘΗΝΩΝ 128-132 & ΙΦΙΓΕΝΙΑΣ ATHINA	2103328784									
NUNTIUS BROKERAGE AND INVESTMENT SERVICES SINGLE MEMBER S.A.				a						
6, ΔΡΑΓΑΤΣΑΝΙΟΥ 6 ATHINA	2103350599									
ONE PLUS CAPITAL LIMITED				a	a					
, 75 PRODROMOU AVENUE NICOSIA 1307	35722873760									
OPTIMA BANK S.A.				a		a	a	a	a	
, ΑΙΓΙΑΛΕΙΑΣ 32 & ΠΑΡΑΔΕΙΣΟΥ ΜΑΡΟΥΣΙ	210 8173000									
PANCRETA BANK S.A									a	
, ΙΚΑΡΟΥ 5	2810338746									
PANTELAKIS SECURITIES S.A.				a		a	a	a		
57, ΕΘΝΙΚΗΣ ΑΝΤΙΣΤΑΣΕΩΣ 57, ΚΤΙΠΙΟ Β CHALANDRI	2106965000									
PIRAEUS BANK S.A.				a			a		a	
, ΑΜΕΡΙΚΗΣ 4 ATHINA	2103335000									
PIRAEUS SECURITIES S. A.				a		a	a	a		a
10, ΣΤΑΔΙΟΥ 10 ATHINA	2103354100									
PROCHOICE SECURITIES LTD				a	a					
57, ΛΕΩΦ.ΣΠΥΡΟΥ ΚΥΠΡΙΑΝΟΥ 57, ΑΚΙΝΗΤΑ Φ	035724661192									
SHARELINK SECURITIES & FINANCIAL SERVICES LTD				a			a			
6, HOUSE-ΘΕΟΤΟΚΗ 6 ΜΕΓΑΡΟ ΕΛΛΗΝΑ	+357 22554200									
SOCIETE GENERALE S.A.				a	a		a			
, 17 COURS VALMY, CEDEX	+157290504									
SOLIDUS SECURITIES S.A				a			a			a
64, ΛΟΥΙΖΗΣ ΠΙΑΝΚΟΥΡ 64 ATHINA	2106900600									
ST. EM. LAVRENTAKIS SECURITIES S.A.				a			a			
7-9, ΣΟΦΟΚΛΕΟΥΣ 7-9 ATHINA	2103213336									
THE CYPRUS INVESTMENT & SECURITIES CORPORATION LTD				a	a					
154, 1 AG. PROKOPIOU & POSIDONOS 1ST FLOOR	0035722121700									
UBS EUROPE SE				a	a					
, OPERNTURM, BOCKENHEIMER LANDSTRASSE 2-4	496921790									
UBS LIMITED					a					
1, FINSBURY AVENUE LONDON	+44 2075687135									
VIGOR FINANCE INVESTMENT SERVICES S.A.				a			a			
, ΨΥΧΑΡΗ 14 Ν. PSYCHIKO	2106718400									

List of Stocks under Market Making operations

Securities	Market Maker	Start Market Making	Stock Category
MLS MULTIMEDIA SA (CR)			Suspension Status
	PIRAEUS SECURITIES S. A.	01/08/2019	
ALPHA ETF FTSE Athex Large Cap			Exchange Traded Funds (ETFs)
	ALPHA FINANCE INVESTMENT SERVICES SINGLE MEMBER SA	02/01/1900	
	NATIONAL SECURITIES SINGLE MEMBER SA	02/01/1900	
ADMIE (IPTO) HOLDING S.A. (CR)			Main Market
	EUROBANK EQUITIES INVESTMENT FIRM SINGLE MEMBER SA	24/05/2021	
	HELLENIC AMERICAN SECURITIES S.A.	09/03/2020	
	PIRAEUS SECURITIES S. A.	29/06/2017	
AEGEAN AIRLINES (CR)			Main Market
	EUROBANK EQUITIES INVESTMENT FIRM SINGLE MEMBER SA	22/09/2020	
ALPHA SERVICES HOLD (CR)			Main Market
	ALPHA FINANCE INVESTMENT SERVICES SINGLE MEMBER SA	29/02/2016	
	EUROBANK EQUITIES INVESTMENT FIRM SINGLE MEMBER SA	22/10/2006	
	GREENPOST TRADING EUROPE LTD	12/06/2023	
	HELLENIC AMERICAN SECURITIES S.A.	25/07/2014	
	LEON DEPOLAS SECURITIES S.A.	04/01/2016	
	MERIT SECURITIES S.A.	03/09/2012	
	NATIONAL SECURITIES SINGLE MEMBER SA	02/01/1900	
	PIRAEUS SECURITIES S. A.	28/05/2009	
ALPHA TRUST HOLDINGS (CR)			Main Market
	EUROBANK EQUITIES INVESTMENT FIRM SINGLE MEMBER SA	06/02/2023	
	LEON DEPOLAS SECURITIES S.A.	04/01/2021	
ALUMIL (CR)			Main Market
	PIRAEUS SECURITIES S. A.	31/07/2023	
ANDROMEDA SA (CR)			Main Market
	BETA SECURITIES S.A.	15/02/2021	
	OPTIMA BANK S.A.	03/04/2023	
ATHENS INTL AIRPORT (CR)			Main Market
	PIRAEUS SECURITIES S. A.	03/06/2024	
ATTICA BANK S.A. (CR)			Main Market
	EUROXX SECURITIES S.A.	22/01/2016	
AUSTRIACARD (CB)			Main Market
	BETA SECURITIES S.A.	23/03/2023	
	EUROBANK EQUITIES INVESTMENT FIRM SINGLE MEMBER SA	15/05/2023	
AUTOHELLAS SA (CR)			Main Market
	ALPHA FINANCE INVESTMENT SERVICES SINGLE MEMBER SA	01/07/2019	
	EUROXX SECURITIES S.A.	02/07/2018	
AVAX S.A. (CR)			Main Market
	EUROBANK EQUITIES INVESTMENT FIRM SINGLE MEMBER SA	14/12/2015	
	OPTIMA BANK S.A.	04/09/2023	
	PIRAEUS SECURITIES S. A.	01/02/2021	
AVE (CR)			Main Market
	EUROXX SECURITIES S.A.	05/06/2020	
BRIO PROPERTIES (CR)			Main Market
	EUROBANK EQUITIES INVESTMENT FIRM SINGLE MEMBER SA	09/09/2019	
	LEON DEPOLAS SECURITIES S.A.	22/02/2021	
	PIRAEUS SECURITIES S. A.	05/02/2024	
CC HBC AG (CR)			Main Market
	BETA SECURITIES S.A.	08/03/2021	
	NATIONAL SECURITIES SINGLE MEMBER SA	02/01/1900	
	PIRAEUS SECURITIES S. A.	04/05/2015	
CENERGY HOLDINGS (CB)			Main Market
	ALPHA FINANCE INVESTMENT SERVICES SINGLE MEMBER SA	02/01/2016	
	EUROBANK EQUITIES INVESTMENT FIRM SINGLE MEMBER SA	02/01/2016	
	OPTIMA BANK S.A.	14/03/2022	
	PANTELAKIS SECURITIES S.A.	27/12/2022	
CNL CAPITAL (CR)			Main Market
	MERIT SECURITIES S.A.	01/10/2018	
DIMAND (CR)			Main Market
	ALPHA FINANCE INVESTMENT SERVICES SINGLE MEMBER SA	08/08/2022	
	EUROBANK EQUITIES INVESTMENT FIRM SINGLE MEMBER SA	08/08/2022	
	PANTELAKIS SECURITIES S.A.	15/05/2023	
EKTER SA (CR)			Main Market
	BETA SECURITIES S.A.	26/09/2022	
	EUROBANK EQUITIES INVESTMENT FIRM SINGLE MEMBER SA	16/10/2017	
	LEON DEPOLAS SECURITIES S.A.	21/05/2018	
ELASTRON (CR)			Main Market
	LEON DEPOLAS SECURITIES S.A.	20/02/2017	

List of Stocks under Market Making operations

Securities	Stock Category
Market Maker	Start Market Making
ELLAKTOR (CR)	Main Market
ALPHA FINANCE INVESTMENT SERVICES SINGLE MEMBER SA	18/03/2019
EUROBANK EQUITIES INVESTMENT FIRM SINGLE MEMBER SA	01/06/2012
EUROXX SECURITIES S.A.	24/09/2018
NATIONAL SECURITIES SINGLE MEMBER SA	02/01/1900
PIRAEUS SECURITIES S. A.	22/10/2018
ELTON SA (CR)	Main Market
OPTIMA BANK S.A.	30/01/2023
ELVALHALCOR (CR)	Main Market
ALPHA FINANCE INVESTMENT SERVICES SINGLE MEMBER SA	07/05/2018
BETA SECURITIES S.A.	09/01/2023
EUROBANK EQUITIES INVESTMENT FIRM SINGLE MEMBER SA	07/05/2018
EUROBANK HOLDINGS (CR)	Main Market
ALPHA FINANCE INVESTMENT SERVICES SINGLE MEMBER SA	09/01/2006
EUROBANK EQUITIES INVESTMENT FIRM SINGLE MEMBER SA	01/06/2012
GREENPOST TRADING EUROPE LTD	12/06/2023
HELLENIC AMERICAN SECURITIES S.A.	25/07/2014
LEON DEPOLAS SECURITIES S.A.	30/11/2018
MERIT SECURITIES S.A	06/11/2017
NATIONAL SECURITIES SINGLE MEMBER SA	02/01/1900
PIRAEUS SECURITIES S. A.	28/09/2009
EUROCONSULTANTS S.A. (CR)	Main Market
EUROBANK EQUITIES INVESTMENT FIRM SINGLE MEMBER SA	22/07/2014
OPTIMA BANK S.A.	01/02/2023
EYDAP S.A. (CR)	Main Market
ALPHA FINANCE INVESTMENT SERVICES SINGLE MEMBER SA	27/01/2020
EUROBANK EQUITIES INVESTMENT FIRM SINGLE MEMBER SA	10/06/2019
FOURLIS (CR)	Main Market
EUROBANK EQUITIES INVESTMENT FIRM SINGLE MEMBER SA	01/12/2016
PIRAEUS SECURITIES S. A.	06/03/2017
GEK TERNA (CR)	Main Market
BETA SECURITIES S.A.	08/03/2021
EUROBANK EQUITIES INVESTMENT FIRM SINGLE MEMBER SA	24/05/2021
PIRAEUS SECURITIES S. A.	29/08/2019
GR. SARANTIS S.A. (CR)	Main Market
BETA SECURITIES S.A.	14/05/2012
EUROBANK EQUITIES INVESTMENT FIRM SINGLE MEMBER SA	24/10/2016
PIRAEUS SECURITIES S. A.	02/04/2024
HELLENIC EXCHANGES-A.S.E. (CR)	Main Market
HELLENIC AMERICAN SECURITIES S.A.	01/09/2014
NATIONAL SECURITIES SINGLE MEMBER SA	02/01/1900
PIRAEUS SECURITIES S. A.	04/05/2015
HELLENIQ ENERGY (CR)	Main Market
ALPHA FINANCE INVESTMENT SERVICES SINGLE MEMBER SA	07/11/2023
EUROBANK EQUITIES INVESTMENT FIRM SINGLE MEMBER SA	01/11/2023
HELLENIC AMERICAN SECURITIES S.A.	14/09/2015
PIRAEUS SECURITIES S. A.	20/03/2017
IDEAL HOLDINGS (CR)	Main Market
EUROBANK EQUITIES INVESTMENT FIRM SINGLE MEMBER SA	07/06/2021
PIRAEUS SECURITIES S. A.	07/06/2021
INTERCONTINENTAL (CR)	Main Market
LEON DEPOLAS SECURITIES S.A.	03/06/2019
INTERLIFE G.C.I.(CR)	Main Market
PIRAEUS SECURITIES S. A.	22/01/2024
INTERWOOD-XYLEMPORIA (CR)	Main Market
EUROBANK EQUITIES INVESTMENT FIRM SINGLE MEMBER SA	05/07/2021
PANTELAKIS SECURITIES S.A.	01/07/2021
INTRAKAT (CR)	Main Market
BETA SECURITIES S.A.	04/10/2021
PANTELAKIS SECURITIES S.A.	10/10/2022
JUMBO SA (CR)	Main Market
BETA SECURITIES S.A.	01/02/2021
EUROBANK EQUITIES INVESTMENT FIRM SINGLE MEMBER SA	25/05/2020
GREENPOST TRADING EUROPE LTD	12/06/2023
MERIT SECURITIES S.A	06/11/2017
PIRAEUS SECURITIES S. A.	06/03/2017
KLOUKINAS - LAPPAS SA (CR)	Main Market
OPTIMA BANK S.A.	02/01/2023

List of Stocks under Market Making operations

Securities	Stock Category
Market Maker	Start Market Making
KRI-KRI S.A. (CR)	Main Market
EUROBANK EQUITIES INVESTMENT FIRM SINGLE MEMBER SA	07/05/2018
PIRAEUS SECURITIES S. A.	11/12/2023
LAMDA DEVELOPMENT SA (CR)	Main Market
EUROBANK EQUITIES INVESTMENT FIRM SINGLE MEMBER SA	08/12/2014
PANTELAKIS SECURITIES S.A.	06/11/2017
PIRAEUS SECURITIES S. A.	29/06/2017
LAMPASA HOTEL SA (CR)	Main Market
LEON DEPOLAS SECURITIES S.A.	16/01/2017
MOTODYNAMICS S.A. (CR)	Main Market
OPTIMA BANK S.A.	25/08/2023
MOTOR OIL (CR)	Main Market
BETA SECURITIES S.A.	08/03/2021
EUROBANK EQUITIES INVESTMENT FIRM SINGLE MEMBER SA	22/10/2006
GREENPOST TRADING EUROPE LTD	12/06/2023
LEON DEPOLAS SECURITIES S.A.	01/04/2019
MERIT SECURITIES S.A	25/02/2019
NATIONAL SECURITIES SINGLE MEMBER SA	02/01/1900
PIRAEUS SECURITIES S. A.	04/05/2015
MPLE KEDROS (CR)	Main Market
OPTIMA BANK S.A.	16/10/2023
OPTIMA BANK S.A.	08/11/2023
MYTILINEOS (CR)	Main Market
ALPHA FINANCE INVESTMENT SERVICES SINGLE MEMBER SA	15/04/2019
BETA SECURITIES S.A.	11/04/2022
EUROBANK EQUITIES INVESTMENT FIRM SINGLE MEMBER SA	20/09/2017
GREENPOST TRADING EUROPE LTD	12/06/2023
MERIT SECURITIES S.A	25/02/2019
NATIONAL SECURITIES SINGLE MEMBER SA	02/01/1900
PIRAEUS SECURITIES S. A.	04/05/2015
NAFPAKTOS TEXTILE (CR)	Main Market
OPTIMA BANK S.A.	29/01/2024
NATIONAL BANK (CR)	Main Market
ALPHA FINANCE INVESTMENT SERVICES SINGLE MEMBER SA	09/01/2006
EUROBANK EQUITIES INVESTMENT FIRM SINGLE MEMBER SA	22/10/2006
GREENPOST TRADING EUROPE LTD	12/06/2023
HELLENIC AMERICAN SECURITIES S.A.	25/07/2014
LEON DEPOLAS SECURITIES S.A.	20/05/2015
MERIT SECURITIES S.A	03/09/2012
NATIONAL SECURITIES SINGLE MEMBER SA	02/01/1900
PIRAEUS SECURITIES S. A.	08/09/2008
NOVAL PROPERTY REIC (CR)	Main Market
ALPHA FINANCE INVESTMENT SERVICES SINGLE MEMBER SA	05/06/2024
PIRAEUS SECURITIES S. A.	05/06/2024
OPAP (CR)	Main Market
ALPHA FINANCE INVESTMENT SERVICES SINGLE MEMBER SA	09/01/2006
EUROBANK EQUITIES INVESTMENT FIRM SINGLE MEMBER SA	22/10/2006
GREENPOST TRADING EUROPE LTD	12/06/2023
HELLENIC AMERICAN SECURITIES S.A.	25/07/2014
MERIT SECURITIES S.A	20/03/2017
NATIONAL SECURITIES SINGLE MEMBER SA	02/01/1900
PIRAEUS SECURITIES S. A.	04/05/2015
OPTIMA BANK (CR)	Main Market
ALPHA FINANCE INVESTMENT SERVICES SINGLE MEMBER SA	12/12/2023
EUROBANK EQUITIES INVESTMENT FIRM SINGLE MEMBER SA	11/12/2023
OPTIMA BANK S.A.	06/11/2023
ORILINA PROPERTIES REIC (CR)	Main Market
EUROBANK EQUITIES INVESTMENT FIRM SINGLE MEMBER SA	11/12/2023
LEON DEPOLAS SECURITIES S.A.	11/12/2023
OTE (CR)	Main Market
ALPHA FINANCE INVESTMENT SERVICES SINGLE MEMBER SA	09/01/2006
EUROBANK EQUITIES INVESTMENT FIRM SINGLE MEMBER SA	22/10/2006
GREENPOST TRADING EUROPE LTD	12/06/2023
HELLENIC AMERICAN SECURITIES S.A.	25/07/2014
LEON DEPOLAS SECURITIES S.A.	20/04/2015
MERIT SECURITIES S.A	20/03/2017
NATIONAL SECURITIES SINGLE MEMBER SA	02/01/1900
PIRAEUS SECURITIES S. A.	08/09/2008

List of Stocks under Market Making operations

Securities	Stock Category
Market Maker	Start Market Making
P.P.A. S.A. (CR)	Main Market
EUROBANK EQUITIES INVESTMENT FIRM SINGLE MEMBER SA	06/02/2019
PAPOUTSANIS (CR)	Main Market
ALPHA FINANCE INVESTMENT SERVICES SINGLE MEMBER SA	19/11/2018
BETA SECURITIES S.A.	25/11/2013
PETROPOULOS PETROS (CR)	Main Market
EUROBANK EQUITIES INVESTMENT FIRM SINGLE MEMBER SA	01/04/2019
PANTELAKIS SECURITIES S.A.	16/03/2020
PIRAEUS FINANCIAL HOLD (CR)	Main Market
ALPHA FINANCE INVESTMENT SERVICES SINGLE MEMBER SA	15/04/2019
EUROBANK EQUITIES INVESTMENT FIRM SINGLE MEMBER SA	22/10/2006
EUROXX SECURITIES S.A.	15/02/2016
GREENPOST TRADING EUROPE LTD	12/06/2023
HELLENIC AMERICAN SECURITIES S.A.	25/07/2014
LEON DEPOLAS SECURITIES S.A.	30/11/2018
MERIT SECURITIES S.A.	16/09/2013
NATIONAL SECURITIES SINGLE MEMBER SA	02/01/1900
PIRAEUS SECURITIES S. A.	16/02/2009
PPC (CR)	Main Market
ALPHA FINANCE INVESTMENT SERVICES SINGLE MEMBER SA	09/01/2006
BETA SECURITIES S.A.	01/02/2021
EUROBANK EQUITIES INVESTMENT FIRM SINGLE MEMBER SA	22/10/2006
GREENPOST TRADING EUROPE LTD	12/06/2023
HELLENIC AMERICAN SECURITIES S.A.	01/09/2014
MERIT SECURITIES S.A.	06/11/2017
NATIONAL SECURITIES SINGLE MEMBER SA	02/01/1900
PIRAEUS SECURITIES S. A.	28/09/2009
PREMA (CR)	Main Market
BETA SECURITIES S.A.	01/06/2021
LEON DEPOLAS SECURITIES S.A.	05/12/2022
PANTELAKIS SECURITIES S.A.	23/12/2021
PROFILE SA (CR)	Main Market
OPTIMA BANK S.A.	03/04/2023
PANTELAKIS SECURITIES S.A.	01/07/2019
QUALITY & RELIABILITY SA (CR)	Main Market
OPTIMA BANK S.A.	03/01/2023
QUEST HOLDINGS (CR)	Main Market
BETA SECURITIES S.A.	26/03/2018
EUROBANK EQUITIES INVESTMENT FIRM SINGLE MEMBER SA	28/01/2019
REVOIL (CR)	Main Market
BETA SECURITIES S.A.	26/06/2023
OPTIMA BANK S.A.	15/04/2024
SIDMA STEEL (CR)	Main Market
OPTIMA BANK S.A.	25/05/2023
SPACE HELLAS SA (CR)	Main Market
MERIT SECURITIES S.A.	09/12/2022
TECHNICAL OLYMPIC SA (CR)	Main Market
OPTIMA BANK S.A.	05/07/2023
TERNA ENERGY (CR)	Main Market
EUROBANK EQUITIES INVESTMENT FIRM SINGLE MEMBER SA	24/05/2021
PIRAEUS SECURITIES S. A.	09/12/2019
THRACE PLASTICS SA (CR)	Main Market
ALPHA FINANCE INVESTMENT SERVICES SINGLE MEMBER SA	26/03/2018
LEON DEPOLAS SECURITIES S.A.	28/03/2024
PIRAEUS SECURITIES S. A.	02/04/2024
TITAN CEMENT (CB)	Main Market
BETA SECURITIES S.A.	01/02/2021
EUROBANK EQUITIES INVESTMENT FIRM SINGLE MEMBER SA	06/11/2019
PIRAEUS SECURITIES S. A.	18/01/2021
TRADE ESTATES REIC (CR)	Main Market
EUROBANK EQUITIES INVESTMENT FIRM SINGLE MEMBER SA	08/11/2023
EUROBANK EQUITIES INVESTMENT FIRM SINGLE MEMBER SA	10/11/2023
PANTELAKIS SECURITIES S.A.	08/11/2023
PANTELAKIS SECURITIES S.A.	10/11/2023
TZIRAKIAN PROFIL (CR)	Main Market
LEON DEPOLAS SECURITIES S.A.	19/07/2021

List of Stocks under Market Making operations

Securities	Market Maker	Start Market Making	Stock Category
VIOHALCO SA/NV (CB)			Main Market
ALPHA FINANCE INVESTMENT SERVICES SINGLE MEMBER SA		11/03/2008	
EUROBANK EQUITIES INVESTMENT FIRM SINGLE MEMBER SA		04/03/2014	
MERIT SECURITIES S.A		17/03/2014	

Underlying Asset				Derivatives Market													
Price max	Price min	Closing price	change	Delivery Month	Open price	Price max	Price min	Last price	Closing price	Last Bid	Last Ask	Fixing price*	Life high	Life low	Trades	Volume	Open Interest
FTSE/Athex Large Cap				(Trade Unit: 1 Index Point x 2E, Cash Settlement)													
3,548.55	3,514.18	3,540.67	0.58%	June 2024	3,525.00	3,550.00	3,518.25	3,539.50	3,539.50	---	---	---	3,669.75	---	130	415	3,842
				July 2024	3,488.50	3,515.25	3,484.00	3,504.25	3,504.25	---	---	---	3,624.50	---	28	111	318
				August 2024	---	---	---	---	3,534.00	---	---	---	---	---	---	---	---
				September 2024	---	---	---	---	3,540.75	---	---	---	---	---	---	---	---
				December 2024	---	---	---	---	3,558.75	---	---	---	---	---	---	---	---
				March 2025	---	---	---	---	3,576.50	---	---	---	---	---	---	---	---
FTSE/Athex Banks				(Trade Unit: 1 Index Point x 15E, Cash Settlement)													
1,297.12	1,272.12	1,296.07	1.71%	June 2024	1,290.00	1,293.50	1,290.00	1,293.50	1,293.50	---	---	---	1,345.50	---	3	3	934
				September 2024	---	---	---	---	1,281.75	---	---	---	---	---	---	---	---
				December 2024	---	---	---	---	1,288.25	---	---	---	---	---	---	---	---
				March 2025	---	---	---	---	1,294.75	---	---	---	---	---	---	---	---
MSCI GREECE REBASED				(Trade Unit: 1 Index Point x 2E, Cash Settlement)													
5,617.14	5,545.96	5,603.08	0.86%	June 2024	---	---	---	---	5,532.25	---	---	---	5,705.00	---	---	---	13
				July 2024	---	---	---	---	5,471.00	---	---	---	5,636.00	---	---	---	---
				August 2024	---	---	---	---	5,577.00	---	---	---	---	---	---	---	---
				September 2024	---	---	---	---	5,587.75	---	---	---	---	---	---	---	---
				October 2024	---	---	---	---	5,596.50	---	---	---	---	---	---	---	---
				November 2024	---	---	---	---	5,605.00	---	---	---	---	---	---	---	---
				December 2024	---	---	---	---	5,616.00	---	---	---	---	---	---	---	---
				March 2025	---	---	---	---	5,644.00	---	---	---	---	---	---	---	---

Derivatives notes

Fixing prices and final open positions can be retrieved from the following path <http://www.helex.gr/el/web/guest/statistics-end-of-day-derivatives>

Underlying Asset				Derivatives Market													
Price max	Price min	Closing price	change	Delivery Month	Open price	Price max	Price min	Last price	Closing price	Last Bid	Last Ask	Fixing price*	Life high	Life low	Trades	Volume	Open Interest
ADMIE (IPTO) HOLDING S.A. (CR)				(Contract Size: 100 Securities, Physical Delivery)													
2.2	2.17	2.175	-1.58%	June 2024	2.19	2.19	2.17	2.18	2.18	---	---	---	2.44	---	21	167	23,301
				September 2024	2.20	2.20	2.19	2.19	2.19	---	---	---	2.39	---	6	206	2,012
				December 2024	---	---	---	---	2.23	---	---	---	---	---	---	---	---
				March 2025	---	---	---	---	2.25	---	---	---	---	---	---	---	---
AEGEAN AIRLINES (CR)				(Contract Size: 100 Securities, Physical Delivery)													
11.94	11.69	11.83	0.94%	June 2024	11.86	11.89	11.57	11.61	11.61	---	---	---	12.79	---	9	15	3,715
				September 2024	11.62	11.62	11.62	11.62	11.62	---	---	---	12.20	---	1	2	26
				December 2024	---	---	---	---	11.85	---	---	---	---	---	---	---	---
				March 2025	---	---	---	---	11.91	---	---	---	---	---	---	---	---
ALPHA SERVICES HOLD (CR)				(Contract Size: 100 Securities, Physical Delivery)													
1.62	1.573	1.62	1.66%	June 2024	1.59	1.62	1.58	1.61	1.61	---	---	---	1.82	---	109	5,658	177,463
				September 2024	1.60	1.61	1.58	1.61	1.61	---	---	---	1.79	---	29	1,154	19,519
				December 2024	---	---	---	---	1.61	---	---	---	---	---	---	---	---
				March 2025	---	---	---	---	1.62	---	---	---	---	---	---	---	---
ATHENS INTL AIRPORT (CR)				(Contract Size: 100 Securities, Physical Delivery)													
8.35	8.18	8.18	-1.06%	June 2024	8.27	8.27	8.24	8.24	8.24	---	---	---	8.65	---	2	15	1,130
				September 2024	---	---	---	---	8.32	---	---	---	---	---	---	---	---
				December 2024	---	---	---	---	8.36	---	---	---	---	---	---	---	---
				March 2025	---	---	---	---	8.40	---	---	---	---	---	---	---	---
AUTOHELLAS SA (CR)				(Contract Size: 100 Securities, Physical Delivery)													
11.72	11.52	11.7	2.27%	June 2024	11.63	11.63	11.61	11.61	11.61	---	---	---	13.67	---	2	2	207
				September 2024	---	---	---	---	11.51	---	---	---	---	---	---	---	---
				December 2024	---	---	---	---	11.57	---	---	---	---	---	---	---	---
				March 2025	---	---	---	---	11.62	---	---	---	---	---	---	---	---
AVAX S.A. (CR)				(Contract Size: 100 Securities, Physical Delivery)													
1.476	1.45	1.45	-0.69%	June 2024	1.47	1.47	1.47	1.47	1.47	---	---	---	1.72	---	2	6	920
				September 2024	---	---	---	---	1.43	---	---	---	1.45	---	---	---	10
				December 2024	---	---	---	---	1.48	---	---	---	---	---	---	---	---
				March 2025	---	---	---	---	1.48	---	---	---	---	---	---	---	---
CC HBC AG (CR)				(Contract Size: 100 Securities, Physical Delivery)													
31.96	31.7	31.84	-0.37%	June 2024	31.70	31.70	31.70	31.70	31.70	---	---	---	32.02	---	1	5	60
				September 2024	---	---	---	---	32.15	---	---	---	---	---	---	---	---
				December 2024	---	---	---	---	32.31	---	---	---	---	---	---	---	---
				March 2025	---	---	---	---	32.47	---	---	---	---	---	---	---	---

Derivatives notes

Fixing prices and final open positions can be retrieved from the following path <http://www.helex.gr/el/web/guest/statistics-end-of-day-derivatives>

Underlying Asset				Derivatives Market													
Price max	Price min	Closing price	change	Delivery Month	Open price	Price max	Price min	Last price	Closing price	Last Bid	Last Ask	Fixing price*	Life high	Life low	Trades	Volume	Open Interest
CENERGY HOLDINGS (CB)																	
(Contract Size: 100 Securities, Physical Delivery)																	
9.29	9.02	9.29	1.42%	June 2024	9.14	9.25	9.14	9.25	9.25	---	---	---	9.25	---	10	43	4,062
				September 2024	9.00	9.00	9.00	9.00	9.00	---	---	---	9.08	---	1	2	7
				December 2024	---	---	---	---	9.26	---	---	---	---	---	---	---	---
				March 2025	---	---	---	---	9.31	---	---	---	---	---	---	---	---
ELLAKTOR (CR)																	
(Contract Size: 100 Securities, Physical Delivery)																	
2.53	2.465	2.475	0.00%	June 2024	2.50	2.51	2.47	2.47	2.47	---	---	---	2.83	---	10	45	4,542
				September 2024	---	---	---	---	2.42	---	---	---	2.70	---	---	---	18
				December 2024	---	---	---	---	2.50	---	---	---	---	---	---	---	---
				March 2025	---	---	---	---	2.51	---	---	---	---	---	---	---	---
ELVALHALCOR (CR)																	
(Contract Size: 100 Securities, Physical Delivery)																	
1.918	1.886	1.888	-0.94%	June 2024	1.92	1.92	1.90	1.90	1.90	---	---	---	2.28	---	8	56	4,652
				September 2024	1.91	1.92	1.89	1.90	1.90	---	---	---	2.04	---	15	117	212
				December 2024	---	---	---	---	1.93	---	---	---	---	---	---	---	---
				March 2025	---	---	---	---	1.94	---	---	---	---	---	---	---	---
EUROBANK HOLDINGS (CR)																	
(Contract Size: 100 Securities, Physical Delivery)																	
2.128	2.063	2.101	1.06%	June 2024	2.08	2.12	2.07	2.10	2.10	---	---	---	2.19	---	27	709	26,931
				September 2024	2.03	2.06	2.00	2.06	2.06	---	---	---	2.16	---	9	26	954
				December 2024	---	---	---	---	2.10	---	---	---	---	---	---	---	---
				March 2025	---	---	---	---	2.11	---	---	---	---	---	---	---	---
EYDAP S.A. (CR)																	
(Contract Size: 100 Securities, Physical Delivery)																	
5.96	5.8	5.91	0.34%	June 2024	---	---	---	---	5.88	---	---	---	6.10	---	---	---	4,305
				September 2024	---	---	---	---	5.94	---	---	---	5.90	---	---	---	38
				December 2024	---	---	---	---	5.95	---	---	---	---	---	---	---	---
				March 2025	---	---	---	---	5.98	---	---	---	---	---	---	---	---
FOURLIS (CR)																	
(Contract Size: 100 Securities, Physical Delivery)																	
4.095	3.99	4.02	0.12%	June 2024	4.02	4.06	4.02	4.04	4.04	---	---	---	4.38	---	6	28	1,057
				September 2024	---	---	---	---	3.99	---	---	---	4.19	---	---	---	16
				December 2024	---	---	---	---	4.06	---	---	---	---	---	---	---	---
				March 2025	---	---	---	---	4.08	---	---	---	---	---	---	---	---
GEK TERNA (CR)																	
(Contract Size: 100 Securities, Physical Delivery)																	
16.88	16.64	16.64	-0.12%	June 2024	16.87	16.89	16.79	16.89	16.89	---	---	---	17.26	---	19	98	15,796
				September 2024	---	---	---	---	17.06	---	---	---	17.16	---	---	---	34
				December 2024	---	---	---	---	16.84	---	---	---	---	---	---	---	---
				March 2025	---	---	---	---	16.93	---	---	---	---	---	---	---	---

Derivatives notes

Fixing prices and final open positions can be retrieved from the following path <http://www.helex.gr/el/web/guest/statistics-end-of-day-derivatives>

Underlying Asset				Derivatives Market													
Price max	Price min	Closing price	change	Delivery Month	Open price	Price max	Price min	Last price	Closing price	Last Bid	Last Ask	Fixing price*	Life high	Life low	Trades	Volume	Open Interest
HELLENIC EXCHANGES-A.S.E. (CR)																	
(Contract Size: 100 Securities, Physical Delivery)																	
5.1	5	5.02	-0.99%	June 2024	5.06	5.06	5.03	5.06	5.06	---	---	---	5.71	---	24	180	7,756
				September 2024	---	---	---	---	4.96	---	---	---	5.25	---	---	---	100
				December 2024	---	---	---	---	5.13	---	---	---	---	---	---	---	---
				March 2025	---	---	---	---	5.15	---	---	---	---	---	---	---	---
HELLENIQ ENERGY (CR)																	
(Contract Size: 100 Securities, Physical Delivery)																	
8.535	8.42	8.465	-0.82%	June 2024	8.46	8.54	8.46	8.46	8.46	---	---	---	8.86	---	7	29	5,170
				September 2024	---	---	---	---	8.20	---	---	---	8.22	---	---	---	27
				December 2024	---	---	---	---	8.63	---	---	---	---	---	---	---	---
				March 2025	---	---	---	---	8.67	---	---	---	---	---	---	---	---
INTRACOM HOLDINGS (CR)																	
(Contract Size: 100 Securities, Physical Delivery)																	
3.64	3.56	3.575	0.00%	June 2024	3.60	3.60	3.57	3.59	3.59	---	---	---	4.30	---	13	45	7,405
				September 2024	3.56	3.56	3.56	3.56	3.56	---	---	---	3.80	---	1	1	54
				December 2024	---	---	---	---	3.61	---	---	---	---	---	---	---	---
				March 2025	---	---	---	---	3.63	---	---	---	---	---	---	---	---
INTRAKAT (CR)																	
(Contract Size: 100 Securities, Physical Delivery)																	
5.17	5.06	5.11	-1.16%	June 2024	5.07	5.10	5.05	5.05	5.05	---	---	---	5.66	---	15	103	2,314
				September 2024	5.02	5.03	5.01	5.01	5.01	---	---	---	5.20	---	5	29	97
				December 2024	---	---	---	---	5.23	---	---	---	---	---	---	---	---
				March 2025	---	---	---	---	5.25	---	---	---	---	---	---	---	---
JUMBO SA (CR)																	
(Contract Size: 100 Securities, Physical Delivery)																	
27.44	26.82	27.44	2.01%	June 2024	27.12	27.45	27.12	27.45	27.45	---	---	---	29.93	---	4	7	524
				September 2024	---	---	---	---	26.99	---	---	---	26.30	---	---	---	3
				December 2024	---	---	---	---	27.19	---	---	---	---	---	---	---	---
				March 2025	---	---	---	---	27.33	---	---	---	---	---	---	---	---
LAMDA DEVELOPMENT SA (CR)																	
(Contract Size: 100 Securities, Physical Delivery)																	
6.74	6.62	6.68	-0.15%	June 2024	6.71	6.71	6.64	6.67	6.67	---	---	---	7.20	---	42	247	7,305
				September 2024	6.75	6.75	6.74	6.74	6.74	---	---	---	6.94	---	12	170	45
				December 2024	---	---	---	---	6.76	---	---	---	---	---	---	---	---
				March 2025	---	---	---	---	6.80	---	---	---	---	---	---	---	---
MIG (CR)																	
(Contract Size: 100 Securities, Physical Delivery)																	
3.85	3.72	3.84	-0.90%	June 2024	---	---	---	---	3.88	---	---	---	4.25	---	---	---	131
				September 2024	---	---	---	---	3.90	---	---	---	---	---	---	---	---
				December 2024	---	---	---	---	3.92	---	---	---	---	---	---	---	---
				March 2025	---	---	---	---	3.94	---	---	---	---	---	---	---	---

Derivatives notes

Fixing prices and final open positions can be retrieved from the following path <http://www.helex.gr/el/web/guest/statistics-end-of-day-derivatives>

Underlying Asset				Derivatives Market													
Price max	Price min	Closing price	change	Delivery Month	Open price	Price max	Price min	Last price	Closing price	Last Bid	Last Ask	Fixing price*	Life high	Life low	Trades	Volume	Open Interest
MOTOR OIL (CR)				(Contract Size: 100 Securities, Physical Delivery)													
27.04	26.12	26.12	-2.17%	June 2024	26.65	26.99	26.19	26.33	26.33	---	---	---	28.77	---	23	149	396
				September 2024	26.30	26.31	25.80	25.80	25.80	---	---	---	26.50	---	30	418	38
				December 2024	---	---	---	---	26.99	---	---	---	---	---	---	---	---
				March 2025	---	---	---	---	27.13	---	---	---	---	---	---	---	---
MYTILINEOS (CR)				(Contract Size: 100 Securities, Physical Delivery)													
37.24	36.92	36.96	0.00%	June 2024	37.16	37.18	36.99	36.99	36.99	---	---	---	39.58	---	8	54	5,594
				September 2024	37.30	37.30	36.20	36.20	36.20	---	---	---	38.35	---	7	61	729
				December 2024	---	---	---	---	37.36	---	---	---	---	---	---	---	---
				March 2025	---	---	---	---	37.55	---	---	---	---	---	---	---	---
NATIONAL BANK (CR)				(Contract Size: 100 Securities, Physical Delivery)													
8.264	8.06	8.264	2.97%	June 2024	8.07	8.27	8.07	8.27	8.27	---	---	---	8.67	---	113	673	10,922
				September 2024	7.99	8.07	7.99	8.07	8.07	---	---	---	8.31	---	44	348	1,133
				December 2024	---	---	---	---	8.11	---	---	---	---	---	---	---	---
				March 2025	---	---	---	---	8.15	---	---	---	---	---	---	---	---
OPAP (CR)				(Contract Size: 100 Securities, Physical Delivery)													
15.1	14.9	14.9	-0.67%	June 2024	14.90	15.11	14.90	15.00	15.00	---	---	---	16.99	---	20	82	3,260
				September 2024	15.10	15.14	15.10	15.14	15.14	---	---	---	15.30	---	6	7	124
				December 2024	---	---	---	---	15.16	---	---	---	---	---	---	---	---
				March 2025	---	---	---	---	15.24	---	---	---	---	---	---	---	---
OPTIMA BANK (CR)				(Contract Size: 100 Securities, Physical Delivery)													
12.08	11.82	11.82	-1.66%	June 2024	---	---	---	---	11.63	---	---	---	11.81	---	---	---	194
				September 2024	---	---	---	---	12.09	---	---	---	---	---	---	---	---
				December 2024	---	---	---	---	12.15	---	---	---	---	---	---	---	---
				March 2025	---	---	---	---	12.21	---	---	---	---	---	---	---	---
OTE (CR)				(Contract Size: 100 Securities, Physical Delivery)													
13.89	13.72	13.76	-0.29%	June 2024	13.82	13.89	13.79	13.87	13.87	---	---	---	14.58	---	9	33	6,318
				September 2024	13.48	13.48	13.46	13.46	13.46	---	---	---	14.26	---	2	9	25
				December 2024	---	---	---	---	13.95	---	---	---	---	---	---	---	---
				March 2025	---	---	---	---	14.02	---	---	---	---	---	---	---	---
P.P.A. S.A. (CR)				(Contract Size: 100 Securities, Physical Delivery)													
25.95	25.2	25.3	-2.50%	June 2024	---	---	---	---	25.88	---	---	---	28.71	---	---	---	123
				September 2024	---	---	---	---	26.10	---	---	---	---	---	---	---	---
				December 2024	---	---	---	---	26.23	---	---	---	---	---	---	---	---
				March 2025	---	---	---	---	26.37	---	---	---	---	---	---	---	---

Derivatives notes

Fixing prices and final open positions can be retrieved from the following path <http://www.helex.gr/el/web/guest/statistics-end-of-day-derivatives>

Underlying Asset				Derivatives Market													
Price max	Price min	Closing price	change	Delivery Month	Open price	Price max	Price min	Last price	Closing price	Last Bid	Last Ask	Fixing price*	Life high	Life low	Trades	Volume	Open Interest
PIRAEUS FINANCIAL HOLD (CR)																	
(Contract Size: 100 Securities, Physical Delivery)																	
3.826	3.76	3.81	0.66%	June 2024	3.79	3.83	3.76	3.81	3.81	---	---	---	4.26	---	187	5,356	101,662
				September 2024	3.79	3.84	3.76	3.80	3.80	---	---	---	4.05	---	48	1,058	10,812
				December 2024	---	---	---	---	3.83	---	---	---	---	---	---	---	---
				March 2025	---	---	---	---	3.85	---	---	---	---	---	---	---	---
PPC (CR)																	
(Contract Size: 100 Securities, Physical Delivery)																	
11.27	11.07	11.07	-0.72%	June 2024	11.20	11.29	11.09	11.10	11.10	---	---	---	12.75	---	54	346	32,591
				September 2024	11.19	11.26	11.15	11.19	11.19	---	---	---	11.88	---	24	152	1,697
				December 2024	---	---	---	---	11.27	---	---	---	---	---	---	---	---
				March 2025	---	---	---	---	11.33	---	---	---	---	---	---	---	---
QUEST HOLDINGS (CR)																	
(Contract Size: 100 Securities, Physical Delivery)																	
5.34	5.24	5.31	0.19%	June 2024	---	---	---	---	5.20	---	---	---	6.29	---	---	---	206
				September 2024	---	---	---	---	5.33	---	---	---	---	---	---	---	---
				December 2024	---	---	---	---	5.36	---	---	---	---	---	---	---	---
				March 2025	---	---	---	---	5.38	---	---	---	---	---	---	---	---
TERNA ENERGY (CR)																	
(Contract Size: 100 Securities, Physical Delivery)																	
18.96	18.66	18.67	-0.80%	June 2024	18.94	19.00	18.68	18.70	18.70	---	---	---	19.00	---	59	251	32,189
				September 2024	18.96	18.96	18.96	18.96	18.96	---	---	---	18.96	---	4	5	146
				December 2024	---	---	---	---	19.03	---	---	---	---	---	---	---	---
				March 2025	---	---	---	---	19.12	---	---	---	---	---	---	---	---
TITAN CEMENT (CB)																	
(Contract Size: 100 Securities, Physical Delivery)																	
31.05	30.5	31.05	1.80%	June 2024	30.89	30.89	30.89	30.89	30.89	---	---	---	32.15	---	2	5	171
				September 2024	---	---	---	---	30.68	---	---	---	---	---	---	---	---
				December 2024	---	---	---	---	30.83	---	---	---	---	---	---	---	---
				March 2025	---	---	---	---	30.99	---	---	---	---	---	---	---	---
VIOHALCO SA/NV (CB)																	
(Contract Size: 100 Securities, Physical Delivery)																	
6.3	6.2	6.23	-0.64%	June 2024	6.22	6.29	6.22	6.23	6.23	---	---	---	6.64	---	10	28	3,688
				September 2024	---	---	---	---	6.34	---	---	---	6.50	---	---	---	19
				December 2024	---	---	---	---	6.34	---	---	---	---	---	---	---	---
				March 2025	---	---	---	---	6.37	---	---	---	---	---	---	---	---

Derivatives notes

Fixing prices and final open positions can be retrieved from the following path <http://www.helex.gr/el/web/guest/statistics-end-of-day-derivatives>

FTSE/Athex Large Cap

(Trade Unit: 1 Index Point x 2€ - Exercise Style: European, Cash Settlement)

Call Options															Put Options																			
June 2024								July 2024							Other Months		June 2024								July 2024							Other Months		Exer- cise Price
Open price	Price max	Price min	Last price	Closing price	Volume	Open Interest	Open price	Price max	Price min	Last price	Closing price	Volume	Open Interest	Volume	Open Interest	Open price	Price max	Price min	Last price	Closing price	Volume	Open Interest	Open price	Price max	Price min	Last price	Closing price	Volume	Open Interest	Volume	Open Interest			
2,450	0.00	0.00	0.00	-	1,071.00	-	-	-	-	-	-	-	-	-	-	0.00	0.00	0.00	-	0.02	-	-	-	-	-	-	-	-	-	-	2,450			
2,500	0.00	0.00	0.00	-	1,021.00	-	-	-	-	-	-	-	-	-	-	0.00	0.00	0.00	-	0.01	-	-	-	-	-	-	-	-	-	-	2,500			
2,550	0.00	0.00	0.00	-	971.00	-	-	-	-	-	-	-	-	-	-	0.00	0.00	0.00	-	0.01	-	-	-	-	-	-	-	-	-	-	2,550			
2,600	0.00	0.00	0.00	-	921.00	-	-	-	-	-	-	-	-	-	-	0.00	0.00	0.00	-	0.01	-	-	-	-	-	-	-	-	-	-	2,600			
2,650	0.00	0.00	0.00	-	871.00	-	-	-	-	-	-	-	-	-	-	0.00	0.00	0.00	-	0.01	-	-	-	-	-	-	-	-	-	-	2,650			
2,700	0.00	0.00	0.00	-	821.00	-	-	-	-	-	-	-	-	-	-	0.00	0.00	0.00	-	0.01	-	-	-	-	-	-	-	-	-	-	2,700			
2,750	0.00	0.00	0.00	-	771.00	-	-	-	-	-	-	-	-	-	-	0.00	0.00	0.00	-	0.01	-	-	-	-	-	-	-	-	-	-	2,750			
2,800	0.00	0.00	0.00	-	721.00	-	-	-	-	-	-	-	-	-	-	0.00	0.00	0.00	-	0.01	-	-	-	-	-	-	-	-	-	-	2,800			
2,850	0.00	0.00	0.00	-	671.00	-	-	-	-	-	-	-	-	-	-	0.00	0.00	0.00	-	0.01	-	-	-	-	-	-	-	-	-	-	2,850			
2,900	0.00	0.00	0.00	-	621.00	-	-	-	-	-	-	-	-	-	-	0.00	0.00	0.00	-	0.01	-	-	-	-	-	-	-	-	-	-	2,900			
2,950	0.00	0.00	0.00	-	572.00	-	-	-	-	-	-	-	-	-	-	0.00	0.00	0.00	-	0.01	-	-	-	-	-	-	-	-	-	-	2,950			
3,000	0.00	0.00	0.00	-	522.00	-	-	-	-	-	-	-	-	-	-	0.00	0.00	0.00	-	0.02	-	-	-	-	-	-	-	-	-	-	3,000			
3,050	0.00	0.00	0.00	-	472.00	-	-	-	-	-	-	-	-	-	-	0.00	0.00	0.00	-	0.01	-	-	-	-	-	-	-	-	-	-	3,050			
3,100	0.00	0.00	0.00	-	422.00	-	-	-	-	-	-	-	-	-	-	0.00	0.00	0.00	-	0.03	-	-	-	-	-	-	-	-	-	-	3,100			
3,150	0.00	0.00	0.00	-	372.00	-	-	0.00	0.00	0.00	-	349.00	-	-	-	0.00	0.00	0.00	-	0.12	-	-	0.00	0.00	0.00	-	5.60	-	-	-	3,150			
3,200	0.00	0.00	0.00	-	322.00	-	-	0.00	0.00	0.00	-	303.00	-	-	-	0.00	0.00	0.00	-	0.40	-	-	0.00	0.00	0.00	-	9.60	-	-	-	3,200			
3,250	0.00	0.00	0.00	-	273.00	-	-	0.00	0.00	0.00	-	260.00	-	-	-	0.00	0.00	0.00	-	1.20	-	-	0.00	0.00	0.00	-	15.75	-	-	-	3,250			
3,300	0.00	0.00	0.00	-	225.00	-	-	0.00	0.00	0.00	-	218.00	-	-	-	0.00	0.00	0.00	-	3.10	-	-	0.00	0.00	0.00	-	24.25	-	-	-	3,300			
3,350	0.00	0.00	0.00	-	179.00	-	-	0.00	0.00	0.00	-	180.00	-	20	-	0.00	0.00	0.00	-	7.20	-	57	0.00	0.00	0.00	-	36.25	-	-	-	3,350			
3,400	0.00	0.00	0.00	-	137.00	-	4	0.00	0.00	0.00	-	146.00	-	21	-	0.00	0.00	0.00	-	14.75	-	52	0.00	0.00	0.00	-	52.00	-	7	-	3,400			
3,450	0.00	0.00	0.00	-	99.50	-	51	127.00	127.00	127.00	127.00	127.00	40	3	-	22.25	0.00	22.25	22.50	22.50	60	21	0.00	0.00	0.00	-	71.50	-	20	-	3,450			
3,500	72.00	72.00	72.00	72.00	72.00	2	125	101.00	101.00	101.00	101.00	101.00	20	-	-	38.50	72.00	38.50	38.50	38.50	1	47	0.00	0.00	0.00	-	95.50	-	20	-	3,500			
3,550	0.00	0.00	0.00	-	44.00	-	57	0.00	0.00	0.00	-	68.00	-	60	-	60.00	0.00	60.00	60.00	60.00	5	70	0.00	0.00	0.00	-	124.00	-	-	-	3,550			
3,600	28.50	34.50	28.50	34.50	34.50	25	106	52.00	52.00	52.00	52.00	52.00	1	23	-	0.00	34.50	0.00	-	105.00	-	120	0.00	0.00	0.00	-	156.00	-	40	-	3,600			
3,650	0.00	0.00	0.00	-	15.00	-	20	0.00	0.00	0.00	-	36.50	-	20	-	0.00	0.00	0.00	-	143.00	-	80	0.00	0.00	0.00	-	192.00	-	-	-	3,650			
3,700	0.00	0.00	0.00	-	7.80	-	20	0.00	0.00	0.00	-	25.75	-	40	-	0.00	0.00	0.00	-	186.00	-	41	0.00	0.00	0.00	-	231.00	-	20	-	3,700			
3,750	0.00	0.00	0.00	-	3.80	-	-	0.00	0.00	0.00	-	17.75	-	20	-	0.00	0.00	0.00	-	232.00	-	-	0.00	0.00	0.00	-	273.00	-	-	-	3,750			
3,800	0.00	0.00	0.00	-	1.70	-	10	0.00	0.00	0.00	-	12.00	-	20	-	0.00	0.00	0.00	-	279.00	-	-	0.00	0.00	0.00	-	317.00	-	-	-	3,800			
3,850	0.00	0.00	0.00	-	0.71	-	35	0.00	0.00	0.00	-	7.90	-	-	-	0.00	0.00	0.00	-	328.00	-	-	0.00	0.00	0.00	-	363.00	-	-	-	3,850			
3,900	0.00	0.00	0.00	-	0.28	-	-	0.00	0.00	0.00	-	5.10	-	-	-	0.00	0.00	0.00	-	378.00	-	-	0.00	0.00	0.00	-	410.00	-	-	-	3,900			
Totals:						27	428					61	227	0	0							66	488				0	107	0	0				
Number of Trades:						4						4		0								5				0		0						

ALPHA SERVICES HOLD (CR)

(Contract Size: 100 Securities, Exercise Style: American, Physical Delivery)

Call Options														Put Options																		
Exercise Price	June 2024						July 2024						Other Months		June 2024						July 2024						Other Months		Exercise Price			
	Open price	Price max	Price min	Last price	Closing price	Volume	Open Interest	Open price	Price max	Price min	Last price	Closing price	Volume	Open Interest	Volume	Open Interest	Open price	Price max	Price min	Last price	Closing price	Volume	Open Interest	Open price	Price max	Price min	Last price	Closing price		Volume	Open Interest	Volume
0.850	0.000	0.000	0.000		0.741	-	-						-	-			0.000	0.000	0.000		0.001	-	-					-	-			0.009
0.900	0.000	0.000	0.000		0.691	-	-						-	-			0.000	0.000	0.000		0.002	-	-					-	-			0.009
0.950	0.000	0.000	0.000		0.641	-	-						-	-			0.000	0.000	0.000		0.004	-	-					-	-			0.010
1.000	0.000	0.000	0.000		0.591	-	-	0.000	0.000	0.000		0.592	-	-			0.000	0.000	0.000		0.001	-	-	0.000	0.000	0.000		0.001	-	-		0.010
1.100	0.000	0.000	0.000		0.491	-	-	0.000	0.000	0.000		0.493	-	-			0.000	0.000	0.000		0.001	-	-	0.000	0.000	0.000		0.001	-	-		0.011
1.200	0.000	0.000	0.000		0.391	-	-	0.000	0.000	0.000		0.393	-	-			0.000	0.000	0.000		0.001	-	-	0.000	0.000	0.000		0.001	-	-		0.012
1.300	0.000	0.000	0.000		0.292	-	-	0.000	0.000	0.000		0.294	-	-			0.000	0.000	0.000		0.001	-	-	0.000	0.000	0.000		0.001	-	-		0.013
1.400	0.000	0.000	0.000		0.195	-	-	0.000	0.000	0.000		0.201	-	-			0.000	0.000	0.000		0.004	-	-	0.000	0.000	0.000		0.007	-	-		0.014
1.500	0.000	0.000	0.000		0.112	-	-	0.000	0.000	0.000		0.120	-	-			0.000	0.000	0.000		0.020	-	-	0.000	0.000	0.000		0.027	-	-		0.015
1.600	0.000	0.000	0.000		0.052	-	-	0.000	0.000	0.000		0.062	-	-			0.000	0.000	0.000		0.060	-	-	0.000	0.000	0.000		0.068	-	-		0.016
1.700	0.000	0.000	0.000		0.019	-	-	0.000	0.000	0.000		0.027	-	-			0.000	0.000	0.000		0.128	-	-	0.000	0.000	0.000		0.134	-	-		0.017
1.800	0.000	0.000	0.000		0.005	-	-	0.000	0.000	0.000		0.010	-	-			0.000	0.000	0.000		0.214	-	-	0.000	0.000	0.000		0.217	-	-		0.018
1.900	0.000	0.000	0.000		0.001	-	-	0.000	0.000	0.000		0.003	-	-			0.000	0.000	0.000		0.310	-	-	0.000	0.000	0.000		0.311	-	-		0.019
2.000	0.000	0.000	0.000		0.001	-	-	0.000	0.000	0.000		0.001	-	-			0.000	0.000	0.000		0.410	-	-	0.000	0.000	0.000		0.410	-	-		0.020
2.200	0.000	0.000	0.000		0.001	-	-	0.000	0.000	0.000		0.001	-	-			0.000	0.000	0.000		0.610	-	-	0.000	0.000	0.000		0.610	-	-		0.022
2.400	0.000	0.000	0.000		0.001	-	-	0.000	0.000	0.000		0.001	-	-			0.000	0.000	0.000		0.810	-	-	0.000	0.000	0.000		0.810	-	-		0.024
2.600	0.000	0.000	0.000		0.001	-	-	0.000	0.000	0.000		0.001	-	-			0.000	0.000	0.000		1.01	-	-	0.000	0.000	0.000		1.01	-	-		0.026
Totals:						0	0							0	0	0								0	0	0		0				
Number of Trades:						0							0	0								0.00							0	0		

NATIONAL BANK (CR)

(Contract Size: 100 Securities, Exercise Style: American, Physical Delivery)

Call Options														Put Options																			
June 2024							July 2024							Other Months		June 2024							July 2024							Other Months		Exercise Price	
Open price	Price max	Price min	Last price	Closing price	Volume	Open Interest	Open price	Price max	Price min	Last price	Closing price	Volume	Open Interest	Volume	Open Interest	Open price	Price max	Price min	Last price	Closing price	Volume	Open Interest	Open price	Price max	Price min	Last price	Closing price	Volume	Open Interest	Volume	Open Interest		
3.400	0.000	0.000	0.000	4.63	-	-										0.000	0.000	0.000	0.001	-	-											0.034	
3.600	0.000	0.000	0.000	4.43	-	-										0.000	0.000	0.000	0.001	-	-											0.036	
3.800	0.000	0.000	0.000	4.23	-	-										0.000	0.000	0.000	0.001	-	-											0.038	
4.000	0.000	0.000	0.000	4.03	-	-										0.000	0.000	0.000	0.001	-	-											0.040	
4.400	0.000	0.000	0.000	3.63	-	-										0.000	0.000	0.000	0.001	-	-											0.044	
4.800	0.000	0.000	0.000	3.23	-	-										0.000	0.000	0.000	0.001	-	-											0.048	
5.200	0.000	0.000	0.000	2.83	-	-	0.000	0.000	0.000		2.84	-	-			0.000	0.000	0.000	0.001	-	-	0.000	0.000	0.000	0.001	-	-					0.052	
5.600	0.000	0.000	0.000	2.43	-	-	0.000	0.000	0.000		2.44	-	-			0.000	0.000	0.000	0.001	-	-	0.000	0.000	0.000	0.001	-	-					0.056	
6.000	0.000	0.000	0.000	2.03	-	-	0.000	0.000	0.000		2.04	-	-			0.000	0.000	0.000	0.001	-	-	0.000	0.000	0.000	0.001	-	-					0.060	
6.400	0.000	0.000	0.000	1.64	-	-	0.000	0.000	0.000		1.65	-	-			0.000	0.000	0.000	0.002	-	-	0.000	0.000	0.000	0.004	-	-					0.064	
6.800	0.000	0.000	0.000	1.24	-	-	0.000	0.000	0.000		1.26	-	-			0.000	0.000	0.000	0.001	-	-	0.000	0.000	0.000	0.019	-	-					0.068	
7.200	0.000	0.000	0.000	0.843	-	-	0.000	0.000	0.000		0.908	-	-			0.000	0.000	0.000	0.007	-	-	0.000	0.000	0.000	0.061	-	-					0.072	
7.600	0.000	0.000	0.000	0.483	-	30	0.000	0.000	0.000		0.601	-	-			0.000	0.000	0.000	0.047	-	324	0.000	0.000	0.000	0.154	-	-					0.076	
8.000	0.000	0.000	0.000	0.214	-	-	0.000	0.000	0.000		0.363	-	-			0.000	0.000	0.000	0.178	-	-	0.000	0.000	0.000	0.315	-	-					0.080	
8.400	0.000	0.000	0.000	0.069	-	-	0.000	0.000	0.000		0.201	-	3			0.000	0.000	0.000	0.433	-	10	0.000	0.000	0.000	0.553	-	-					0.084	
8.800	0.000	0.000	0.000	0.015	-	-	0.000	0.000	0.000		0.098	-	-			0.000	0.000	0.000	0.781	-	-	0.000	0.000	0.000	0.852	-	-					0.088	
9.200	0.000	0.000	0.000	0.002	-	-	0.000	0.000	0.000		0.045	-	-			0.000	0.000	0.000	1.17	-	-	0.000	0.000	0.000	1.20	-	-					0.092	
9.600	0.000	0.000	0.000	0.001	-	-	0.000	0.000	0.000		0.018	-	-			0.000	0.000	0.000	1.57	-	-	0.000	0.000	0.000	1.58	-	-					0.096	
10.000	0.000	0.000	0.000	0.001	-	-	0.000	0.000	0.000		0.007	-	-			0.000	0.000	0.000	1.97	-	-	0.000	0.000	0.000	1.97	-	-					0.100	
11.000	0.000	0.000	0.000	0.001	-	-	0.000	0.000	0.000		0.001	-	-			0.000	0.000	0.000	2.97	-	-	0.000	0.000	0.000	2.97	-	-					0.110	
Totals:					0	30						0	3	0	0							0	334									0	0
Number of Trades:					0							0		0									0.00									0	0

OPAP (CR)

(Contract Size: 100 Securities, Exercise Style: American, Physical Delivery)

Exercise Price	Call Options													Put Options																					
	June 2024						July 2024						Other Months		June 2024						July 2024						Other Months		Exercise Price						
	Open price	Price max	Price min	Last price	Closing price	Volume	Open Interest	Open price	Price max	Price min	Last price	Closing price	Volume	Open Interest	Volume	Open Interest	Open price	Price max	Price min	Last price	Closing price	Volume	Open Interest	Open price	Price max	Price min	Last price	Closing price		Volume	Open Interest	Volume	Open Interest		
9.600	0.000	0.000	0.000		5.41	-	-										0.000	0.000	0.000		0.001	-	-											0.096	
10.000	0.000	0.000	0.000		5.01	-	-	0.000	0.000	0.000		5.02	-	-			0.000	0.000	0.000		0.001	-	-	0.000	0.000	0.000		0.001	-	-			0.100		
11.000	0.000	0.000	0.000		4.01	-	-	0.000	0.000	0.000		4.03	-	-			0.000	0.000	0.000		0.001	-	-	0.000	0.000	0.000		0.001	-	-			0.110		
12.000	0.000	0.000	0.000		3.01	-	-	0.000	0.000	0.000		3.03	-	-			0.000	0.000	0.000		0.001	-	-	0.000	0.000	0.000		0.003	-	-			0.120		
13.000	0.000	0.000	0.000		2.01	-	-	0.000	0.000	0.000		2.04	-	-			0.000	0.000	0.000		0.002	-	-	0.000	0.000	0.000		0.012	-	-			0.130		
14.000	0.000	0.000	0.000		1.03	-	-	0.000	0.000	0.000		1.14	-	-			0.000	0.000	0.000		0.019	-	-	0.000	0.000	0.000		0.108	-	-			0.140		
15.000	0.000	0.000	0.000		0.283	-	-	0.000	0.000	0.000		0.478	-	-			0.000	0.000	0.000		0.271	-	20	0.000	0.000	0.000		0.445	-	-			0.150		
16.000	0.000	0.000	0.000		0.028	-	-	0.000	0.000	0.000		0.141	-	-			0.000	0.000	0.000		1.02	-	-	0.000	0.000	0.000		1.11	-	-			0.160		
17.000	0.000	0.000	0.000		0.001	-	33	0.000	0.000	0.000		0.029	-	-			0.000	0.000	0.000		2.00	-	-	0.000	0.000	0.000		2.01	-	-			0.170		
18.000	0.000	0.000	0.000		0.001	-	-	0.000	0.000	0.000		0.004	-	-			0.000	0.000	0.000		3.00	-	-	0.000	0.000	0.000		3.00	-	-			0.180		
19.000	0.000	0.000	0.000		0.001	-	-	0.000	0.000	0.000		0.001	-	-			0.000	0.000	0.000		4.00	-	-	0.000	0.000	0.000		4.00	-	-			0.190		
20.000	0.000	0.000	0.000		0.001	-	-	0.000	0.000	0.000		0.001	-	-			0.000	0.000	0.000		5.00	-	-	0.000	0.000	0.000		5.00	-	-			0.200		
22.000	0.000	0.000	0.000		0.001	-	-	0.000	0.000	0.000		0.001	-	-			0.000	0.000	0.000		7.00	-	-	0.000	0.000	0.000		7.00	-	-			0.220		
24.000	0.000	0.000	0.000		0.001	-	-	0.000	0.000	0.000		0.001	-	-			0.000	0.000	0.000		9.00	-	-	0.000	0.000	0.000		9.00	-	-			0.240		
Totals:						0	33							0	0								0	20							0	11		0	0
Number of Trades:							0								0	0							0.00								0		0		

OTE (CR)

(Contract Size: 100 Securities, Exercise Style: American, Physical Delivery)

Exercise Price	Call Options													Put Options																				
	June 2024						July 2024						Other Months		June 2024						July 2024						Other Months		Exercise Price					
	Open price	Price max	Price min	Last price	Closing price	Volume	Open Interest	Open price	Price max	Price min	Last price	Closing price	Volume	Open Interest	Volume	Open Interest	Open price	Price max	Price min	Last price	Closing price	Volume	Open Interest	Open price	Price max	Price min	Last price	Closing price		Volume	Open Interest	Volume	Open Interest	
9.200	0.000	0.000	0.000	4.61	-	-	0.000	0.000	0.000	4.62	-	-				0.000	0.000	0.000	0.001	-	-				0.000	0.000	0.000	0.001		-	-			
9.600	0.000	0.000	0.000	4.21	-	-	0.000	0.000	0.000	4.22	-	-				0.000	0.000	0.000	0.001	-	-				0.000	0.000	0.000	0.001	-	-				0.096
10.000	0.000	0.000	0.000	3.81	-	-	0.000	0.000	0.000	3.82	-	-				0.000	0.000	0.000	0.001	-	-				0.000	0.000	0.000	0.001	-	-				0.100
11.000	0.000	0.000	0.000	2.81	-	-	0.000	0.000	0.000	2.83	-	-				0.000	0.000	0.000	0.001	-	-				0.000	0.000	0.000	0.003	-	-				0.110
12.000	0.000	0.000	0.000	1.81	-	-	0.000	0.000	0.000	1.87	-	-				0.000	0.000	0.000	0.001	-	-				0.000	0.000	0.000	0.037	-	-				0.120
13.000	0.000	0.000	0.000	0.842	-	-	0.000	0.000	0.000	1.03	-	-				0.000	0.000	0.000	0.031	-	-				0.000	0.000	0.000	0.200	-	-				0.130
14.000	0.000	0.000	0.000	0.180	-	-	0.000	0.000	0.000	0.454	-	-				0.000	0.000	0.000	0.369	-	10				0.000	0.000	0.000	0.623	-	-				0.140
15.000	0.000	0.000	0.000	0.011	-	-	0.000	0.000	0.000	0.151	-	3				0.000	0.000	0.000	1.21	-	-				0.000	0.000	0.000	1.32	-	-				0.150
16.000	0.000	0.000	0.000	0.001	-	-	0.000	0.000	0.000	0.040	-	-				0.000	0.000	0.000	2.20	-	-				0.000	0.000	0.000	2.22	-	-				0.160
17.000	0.000	0.000	0.000	0.002	-	-	0.000	0.000	0.000	0.008	-	-				0.000	0.000	0.000	3.20	-	-				0.000	0.000	0.000	3.20	-	-				0.170
18.000	0.000	0.000	0.000	0.002	-	-	0.000	0.000	0.000	0.001	-	-				0.000	0.000	0.000	4.20	-	-				0.000	0.000	0.000	4.20	-	-				0.180
19.000	0.000	0.000	0.000	0.001	-	-	0.000	0.000	0.000	0.001	-	-				0.000	0.000	0.000	5.20	-	-				0.000	0.000	0.000	5.20	-	-				0.190
20.000	0.000	0.000	0.000	0.001	-	-					-	-				0.000	0.000	0.000	6.20	-	-								-	-				0.200
22.000	0.000	0.000	0.000	0.001	-	-					-	-				0.000	0.000	0.000	8.20	-	-								-	-				0.220
Totals:						0	0						0	3	0	0							0	10							0	10	0	0
Number of Trades:						0							0		0								0.00						0		0			

PIRAEUS FINANCIAL HOLD (CR)

(Contract Size: 100 Securities, Exercise Style: American, Physical Delivery)

Call Options														Put Options																		
June 2024							July 2024							Other Months		June 2024							July 2024							Other Months		Exercise Price
Open price	Price max	Price min	Last price	Closing price	Volume	Open Interest	Open price	Price max	Price min	Last price	Closing price	Volume	Open Interest	Volume	Open Interest	Open price	Price max	Price min	Last price	Closing price	Volume	Open Interest	Open price	Price max	Price min	Last price	Closing price	Volume	Open Interest	Volume	Open Interest	
1.800	0.000	0.000	0.000	1.99	-	-										0.000	0.000	0.000	0.001	-	-											0.018
1.900	0.000	0.000	0.000	1.89	-	-										0.000	0.000	0.000	0.001	-	-											0.019
2.000	0.000	0.000	0.000	1.79	-	-										0.000	0.000	0.000	0.001	-	-											0.020
2.200	0.000	0.000	0.000	1.59	-	-										0.000	0.000	0.000	0.001	-	-											0.022
2.400	0.000	0.000	0.000	1.39	-	-										0.000	0.000	0.000	0.001	-	-											0.024
2.600	0.000	0.000	0.000	1.19	-	-	0.000	0.000	0.000		1.20	-	-			0.000	0.000	0.000	0.001	-	-	0.000	0.000	0.000	0.000	0.001	-	-				0.026
2.800	0.000	0.000	0.000	0.992	-	-	0.000	0.000	0.000		0.997	-	-			0.000	0.000	0.000	0.001	-	-	0.000	0.000	0.000	0.000	0.001	-	-				0.028
3.000	0.000	0.000	0.000	0.792	-	-	0.000	0.000	0.000		0.799	-	-			0.000	0.000	0.000	0.001	-	-	0.000	0.000	0.000	0.000	0.002	-	-				0.030
3.200	0.000	0.000	0.000	0.593	-	-	0.000	0.000	0.000		0.607	-	-			0.000	0.000	0.000	0.003	-	-	0.000	0.000	0.000	0.000	0.009	-	-				0.032
3.400	0.000	0.000	0.000	0.395	-	-	0.000	0.000	0.000		0.429	-	-			0.000	0.000	0.000	0.003	-	-	0.000	0.000	0.000	0.000	0.031	-	-				0.034
3.600	0.000	0.000	0.000	0.215	-	-	0.000	0.000	0.000		0.278	-	-			0.000	0.000	0.000	0.022	-	-	0.000	0.000	0.000	0.000	0.080	-	-				0.036
3.800	0.000	0.000	0.000	0.086	-	-	0.000	0.000	0.000		0.162	-	-			0.000	0.000	0.000	0.093	-	-	0.000	0.000	0.000	0.000	0.164	-	-				0.038
4.000	0.000	0.000	0.000	0.023	-	-	0.000	0.000	0.000		0.086	-	-			0.000	0.000	0.000	0.231	-	-	0.000	0.000	0.000	0.000	0.288	-	-				0.040
4.400	0.000	0.000	0.000	0.001	-	-	0.000	0.000	0.000		0.017	-	-			0.000	0.000	0.000	0.610	-	-	0.000	0.000	0.000	0.000	0.621	-	-				0.044
4.800	0.000	0.000	0.000	0.001	-	-	0.000	0.000	0.000		0.002	-	-			0.000	0.000	0.000	1.01	-	-	0.000	0.000	0.000	0.000	1.01	-	-				0.048
5.200	0.000	0.000	0.000	0.001	-	-	0.000	0.000	0.000		0.001	-	-			0.000	0.000	0.000	1.41	-	-	0.000	0.000	0.000	0.000	1.41	-	-				0.052
5.600	0.000	0.000	0.000	0.001	-	-	0.000	0.000	0.000		0.001	-	-			0.000	0.000	0.000	1.81	-	-	0.000	0.000	0.000	0.000	1.81	-	-				0.056
6.000	0.000	0.000	0.000	0.001	-	-	0.000	0.000	0.000		0.001	-	-			0.000	0.000	0.000	2.21	-	-	0.000	0.000	0.000	0.000	2.21	-	-				0.060
6.400	0.000	0.000	0.000	0.001	-	-										0.000	0.000	0.000	2.61	-	-											0.064
Totals:					0	0					0	0	0	0	0							0	0									0
Number of Trades:					0						0	0	0	0								0.00									0	

PPC (CR)

(Contract Size: 100 Securities, Exercise Style: American, Physical Delivery)

Exercise Price	Call Options														Put Options																		
	June 2024							July 2024							Other Months		June 2024							July 2024							Other Months		Exercise Price
	Open price	Price max	Price min	Last price	Closing price	Volume	Open Interest	Open price	Price max	Price min	Last price	Closing price	Volume	Open Interest	Volume	Open Interest	Open price	Price max	Price min	Last price	Closing price	Volume	Open Interest	Open price	Price max	Price min	Last price	Closing price	Volume	Open Interest	Volume	Open Interest	
6.800	0.000	0.000	0.000		4.36	-	-						-	-			0.000	0.000	0.000		0.001	-	-			-	-					0.068	
7.200	0.000	0.000	0.000		3.96	-	-						-	-			0.000	0.000	0.000		0.001	-	-			-	-					0.072	
7.600	0.000	0.000	0.000		3.56	-	-						-	-			0.000	0.000	0.000		0.001	-	-			-	-					0.076	
8.000	0.000	0.000	0.000		3.16	-	-						-	-			0.000	0.000	0.000		0.001	-	-			-	-					0.080	
8.400	0.000	0.000	0.000		2.76	-	-	0.000	0.000	0.000		2.77	-	-			0.000	0.000	0.000		0.001	-	-	0.000	0.000	0.000	0.001	-	-			0.084	
8.800	0.000	0.000	0.000		2.36	-	-	0.000	0.000	0.000		2.37	-	-			0.000	0.000	0.000		0.001	-	-	0.000	0.000	0.000	0.004	-	-			0.088	
9.200	0.000	0.000	0.000		1.96	-	-	0.000	0.000	0.000		1.99	-	-			0.000	0.000	0.000		0.001	-	-	0.000	0.000	0.000	0.013	-	-			0.092	
9.600	0.000	0.000	0.000		1.56	-	-	0.000	0.000	0.000		1.61	-	-			0.000	0.000	0.000		0.001	-	-	0.000	0.000	0.000	0.035	-	-			0.096	
10.000	0.000	0.000	0.000		1.17	-	-	0.000	0.000	0.000		1.26	-	-			0.000	0.000	0.000		0.009	-	-	0.000	0.000	0.000	0.084	-	-			0.100	
11.000	0.000	0.000	0.000		0.357	-	5	0.000	0.000	0.000		0.560	-	26			0.000	0.000	0.000		0.199	-	-	0.000	0.000	0.000	0.385	-	-			0.110	
12.000	0.000	0.000	0.000		0.041	-	29	0.000	0.000	0.000		0.183	-	49			0.000	0.000	0.000		0.883	-	-	0.000	0.000	0.000	1.01	-	-			0.120	
13.000	0.000	0.000	0.000		0.001	-	3	0.000	0.000	0.000		0.042	-	10			0.000	0.000	0.000		1.85	-	-	0.000	0.000	0.000	1.87	-	-			0.130	
14.000	0.000	0.000	0.000		0.001	-	-	0.000	0.000	0.000		0.007	-	-			0.000	0.000	0.000		2.85	-	-	0.000	0.000	0.000	2.85	-	-			0.140	
15.000	0.000	0.000	0.000		0.001	-	-	0.000	0.000	0.000		0.001	-	-			0.000	0.000	0.000		3.85	-	-	0.000	0.000	0.000	3.85	-	-			0.150	
16.000	0.000	0.000	0.000		0.001	-	-	0.000	0.000	0.000		0.001	-	-			0.000	0.000	0.000		4.85	-	-	0.000	0.000	0.000	4.85	-	-			0.160	
17.000	0.000	0.000	0.000		0.001	-	-	0.000	0.000	0.000		0.001	-	-			0.000	0.000	0.000		5.85	-	-	0.000	0.000	0.000	5.85	-	-			0.170	
18.000	0.000	0.000	0.000		0.001	-	-						-	-			0.000	0.000	0.000		6.85	-	-			-	-					0.180	
Totals:						0	37						0	85	0	0						0	0					0	10	0	0		
Number of Trades:							0						0		0							0.00						0		0			

Lending Products	Underlying Title	Multilateral Transactions[1]				Bilateral Transactions[2]		Stock Borrowing through OTC (volume)[3]
		Open Interest[5]	Volume(Offered)	Average Weighted	Transactions volume	Average Weighted	Transactions Volume	Transactions Volume
ADMIEBOR	ADMIE (IPTO) HOLDING S.A. (CR)	---	---	---	---	---	---	202,364
AEGNBOR	AEGEAN AIRLINES (CR)	7,011	---	---	---	---	---	306,001
AETFBOR	ALPHA ETF FTSE Athex Large Cap	---	---	---	---	---	---	---
ALPHABOR	ALPHA SERVICES HOLD (CR)	---	---	---	10,000	4.88%	---	60,529,747
ALMYBOR	ALUMIL (CR)	---	---	---	---	---	---	---
AIABOR	ATHENS INTL AIRPORT (CR)	2,461	---	---	500	5.49%	---	151,800
ACAGBOR	AUSTRIACARD (CB)	---	---	---	---	---	---	---
OTOELBOR	AUTOHELLAS SA (CR)	2,589	---	---	---	---	---	95,089
AVAXBOR	AVAX S.A. (CR)	---	---	---	---	---	---	---
EEEBOR	CC HBC AG (CR)	2,599	---	---	---	---	---	77,221
CENERBOR	CENERGY HOLDINGS (CB)	4,600	---	---	---	---	---	59,337
DIMANDBOR	DIMAND (CR)	---	---	---	---	---	---	90,674
ELLAKTORBOR	ELLAKTOR (CR)	2,925	---	---	---	---	---	54,365
ELHABOR	ELVALHALCOR (CR)	3,134	---	---	---	---	---	67,687
EPSILBOR	EPSILON NET (CR)	---	---	---	---	---	---	8,700
EUROBBOR	EUROBANK HOLDINGS (CR)	119,911	---	---	11,618	4.88%	---	52,754,044
EYDAPBOR	EYDAP S.A. (CR)	845	---	---	---	---	---	218,766
FOYRKBOR	FOURLIS (CR)	230	---	---	---	---	---	38,297
GEKTERNABOR	GEK TERNA (CR)	---	---	---	---	---	---	3,698
SARBOR	GR. SARANTIS S.A. (CR)	1,942	---	---	---	---	---	18,591
EXAEBOR	HELLENIC EXCHANGES-A.S.E. (CR)	---	---	---	---	---	---	152,047
ELPEBOR	HELLENIQ ENERGY (CR)	---	---	---	---	---	---	579,151
INTEKBOR	IDEAL HOLDINGS (CR)	---	---	---	---	---	---	3,350
INTRKBOR	INTRACOM HOLDINGS (CR)	---	---	---	---	---	---	---
INKATBOR	INTRAKAT (CR)	---	---	---	---	---	---	669,444
INLOTBOR	INTRALOT (CR)	---	---	---	---	---	---	1,076,445
BELABOR	JUMBO SA (CR)	2,648	---	---	---	---	---	195,735
KRIBOR	KRI-KRI S.A. (CR)	---	---	---	---	---	---	140
LAMDABOR	LAMDA DEVELOPMENT SA (CR)	---	---	---	---	---	---	223,277
LAVIBOR	LAVIPHARM SA (CR)	---	---	---	---	---	---	---
MIGBOR	MIG (CR)	1,992	---	---	---	---	---	40,179

Stock Lending Notes

[1] - Multilateral contracts Lending or Borrowing as per Methods 8-1, 8-2 and 8-3-3 (According to ATHEX BoD Resolution No.17)

[2] - Bilateral Contracts Lending or Borrowing as per Methods 8-3-1 and 8-3-2 & Contracts as per Method 4 (According to ATHEX BoD Resolution No.20)

[3] - The information concerning OTC Stock Borrowing Transactions is based on the statements of the Dematerialised Securities System (DSS) operators involved and refers to volumes that have been registered up until the previous working day.

[4] - Average Price (Volume weighted)

[5] - The Data concerning Open Interest before the start of trading session

Lending Products	Underlying Title	Open Interest[5]	Multilateral Transactions[1]				Bilateral Transactions[2]		Stock Borrowing through OTC (volume)[3]	
			Volume(Offered)	Average Weighted	Transactions volume	Average Weighted	Transactions Volume	Average Weighted	Transactions Volume	
MOHBOR	MOTOR OIL (CR)	18,705	---	---	---	---	---	---	556,652	
MYTILBOR	MYTILINEOS (CR)	2,362	---	---	---	---	---	---	169,259	
ETEBOR	NATIONAL BANK (CR)	53,000	---	---	---	---	---	---	11,206,921	
OPAPBOR	OPAP (CR)	13,216	---	---	---	---	---	---	1,846,442	
OPTIMABOR	OPTIMA BANK (CR)	22,701	---	---	---	---	---	---	75,000	
HTOBOR	OTE (CR)	---	---	---	---	---	---	---	1,661,483	
PPABOR	P.P.A. S.A. (CR)	4,600	---	---	---	---	---	---	67,438	
TPEIRBOR	PIRAEUS FINANCIAL HOLD (CR)	4,223	---	---	35,000	5.46%	---	---	10,628,950	
PPCBOR	PPC (CR)	2,000	---	---	---	---	---	---	2,778,881	
PREMIABOR	PREMIA (CR)	---	---	---	---	---	---	---	---	
PROFBOR	PROFILE SA (CR)	---	---	---	---	---	---	---	5,000	
QUESTBOR	QUEST HOLDINGS (CR)	391	---	---	---	---	---	---	11,331	
OLYMPBOR	TECHNICAL OLYMPIC SA (CR)	---	---	---	---	---	---	---	---	
TENERGYBOR	TERNA ENERGY (CR)	---	---	---	---	---	---	---	391,322	
EYAPSBOR	THESSALONIKA WATER & SEWERAGE	---	---	---	---	---	---	---	---	
PLATBOR	THRACE PLASTICS SA (CR)	---	---	---	---	---	---	---	1,596	
TITCBOR	TITAN CEMENT (CB)	2,037	---	---	---	---	---	---	228,401	
VIOBOR	VIOHALCO SAINV (CB)	5,831	---	---	---	---	---	---	---	

Stock Lending Notes

[1] - Multilateral contracts Lending or Borrowing as per Methods 8-1, 8-2 and 8-3-3 (According to ATHEX BoD Resolution No.17)

[2] - Bilateral Contracts Lending or Borrowing as per Methods 8-3-1 and 8-3-2 & Contracts as per Method 4 (According to ATHEX BoD Resolution No.20)

[3] - The information concerning OTC Stock Borrowing Transactions is based on the statements of the Dematerialised Securities System (DSS) operators involved and refers to volumes that have been registered up until the previous working day.

[4] - Average Price (Volume weighted)

[5] - The Data concerning Open Interest before the start of trading session

Sectors codification for listed companies

12003-	ETF	10101010	Computer Services
10101015	Software	10102030	Computer Hardware
15101010	Telecommunications Equipment	15102015	Telecommunications Services
20101010	Health Care Facilities	20101025	Health Care Services
20102010	Medical Equipment	20103015	Pharmaceuticals
30101010	Banks	30202000	Diversified Financial Services
30202010	Asset Managers & Custodians	30202015	Investment Services
30204000	Closed End Investments	30302010	Full Line Insurance
30302015	Insurance Brokers	30302025	Property and Casualty Insurance
35101010	Real Estate Holding and Development	35101015	Real Estate Services
35102000	Diversified REITs	35102030	Office REITs
35102045	Retail REITs.	40201040	Rental & Leasing Services: Consumer
40202010	Home Construction	40202015	Household Furnishings
40202020	Household Appliance	40203040	Electronic Entertainment
40204020	Clothing & Accessories	40301010	Entertainment
40301030	Publishing	40301035	Radio & TV Broadcasters
40401010	Diversified Retailers	40401020	Apparel Retailers
40401025	Home Improvement Retailers	40401030	Specialty Retailers
40501010	Airlines	40501015	Travel & Tourism
40501020	Casinos & Gambling	40501025	Hotels & Motels
45101015	Distillers & Vintners	45101020	Soft Drinks
45102010	Farming Fishing Ranching & Plantations	45102020	Food Products
45103010	Tobacco	45201010	Food Retailers & Wholesalers
45201020	Personal Products	50101010	Construction
50101020	Building Roof/Wallboard and Plumbing	50101030	Cement
50101035	Building Materials: Other	50202010	Electrical Components
50203015	Plastics	50203030	Containers & Packaging
50204000	Machinery: Industrial	50204020	Machinery: Construction & Handling
50205010	Industrial Suppliers	50205020	Back Office Support HR & Consulting
50205030	Forms & Bulk Printing Services	50206015	Commercial Vehicles & Parts
50206030	Marine Transportation	50206060	Transportation Services
55101000	Diversified Materials	55101020	Textile Products
55102000	General Mining	55102010	Iron & Steel
55102015	Metal Fabricating	55102035	Aluminum
60101020	Oil Refining and Marketing	65101010	Alternative Electricity
65101015	Conventional Electricity	65102000	Multi-Utilities
65102030	Water		



ATHEX
Athens Stock Exchange

Λεωφ. Αθηνών 110 104 42 Αθήνα
110, Athinon Ave. GR 104 42 Athens
tel. (+30)210-33.66.800, fax (+30)210-33.66.101
www.athexgroup.gr