

24

Ημερήσιο Δελτίο
Συναλλακτικής Δραστηριότητας

Daily Official List
of Trading Activity

Wednesday, 5 June, 2024

Year: 145 Trading Day No: 104



ATHEXGROUP
Athens Exchange Group

Disclaimer:

Hellenic Exchanges-Athens Stock Exchange S.A. endeavours to ensure that the data and other material ("Information") presented on the Daily Official List are accurate and complete, but it is not liable for any errors or omissions of data or /and for the accuracy, credibility, updating and completeness of the aforesaid information nor it has any liability arising directly or indirectly from the use of the above Information.

The Company is not liable for the accuracy of the data included in listed companies' announcements. Only the sender of such an announcement is fully and solely liable for any infringement of third party's rights from the content of such announcement. All contents of the Daily Official List are provided only for information purposes and do not constitute investment advice or solicitation to invest in securities or other products listed for trading on the Exchange.

You acknowledge and agree that the Company is the owner of any property rights related to any Information appearing on the Daily Official List including intellectual property rights copyright, trademarks, etc.

The above data are a property of the Hellenic Exchanges-Athens Exchange and are copyright protected. Users are forbidden to reproduce, modify, copy, sale, transmit or redistribute, by all reproduction means and methods, part or the whole of the above data, without reference to their source.

The commercial exploitation of these data is, also, forbidden by third parties. Hellenic Exchanges-Athens Exchange does not carry any responsibility, direct or indirect, derived from usage or accidental alteration of the above data when used by third parties.

Hellenic Exchanges – Athens Stock Exchange S.A.

110 Athinon Ave., 10442 Athens, Tel: (210) 33.66.800, Fax: (210) 32.13.938

www.athexgroup.gr

Thessalonica Stock Exchange Center (T.S.E.C)

16-18 Katouni Str., Thessalonica 546 25 Tel: (2310) 567.667, Fax: (2310) 530.545

Athex Members Guarantee Fund

14-16 Fidiou Str., Athens 106 78, Tel: (210) 33.04.682, Fax: (210) 33.04.155

Hellenic Republic Capital Market Commission

1 Kolokotroni Str. & 1 Stadiou Str., Athens 10562 Tel: (210) 33.77.100 Fax: (210) 33.77.173

Table of Contents

Section 1: Statistical Figures of Securities, Derivatives and Lending

Summary of Markets

Athex Indices

Analytic Figures for Athex Market's Boards and Categories

Trading Details by Athex Sectors and Financial Instruments (ETFs)

Top 10 best & worst performing Shares

Derivatives Summary

Section 2: Analytic Figures of Shares Transactions

Analytic Figures of Shares Transactions

Shares' Notes

Section 3: Figures of Securities Transactions

Securities Blocks Details

Shares Rights Details

Stock Borrowing

Forced Sales Details

Forced Sales Registered Shares

Exchange Traded Funds (ETFs) Characteristics

Section 5: Bonds traded in Fixed Income Assets Market

Convertible Corporate Bonds - Regulated Market

Non Convertible Corporate Bonds - Regulated Market

Government Bonds

Treasury Bills & Zero Coupon Government Bonds

Government Bonds Traded with the Open Outcry Method

State Banks Bonds

Section 6: Additional Infos

Athex & ATHEXClear Members List

List of Stocks under Market Making operations

Section 7: Derivatives Market Analytic Figures

Index Futures

Stock Futures

Index Options

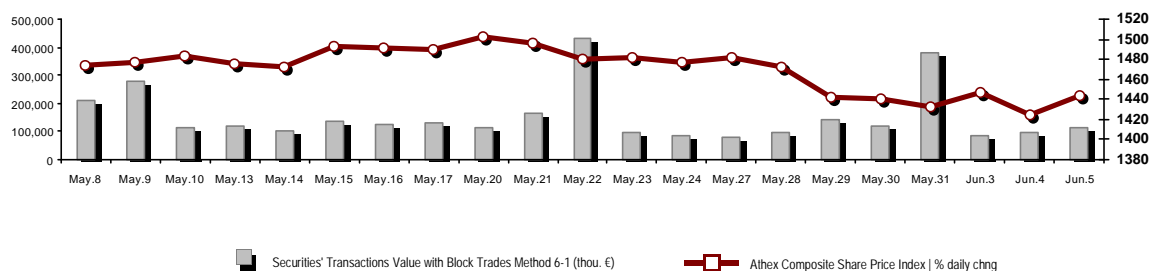
Stock Options

Stock Lending Analytic Figures

Appendix A: Sectors codification for listed companies

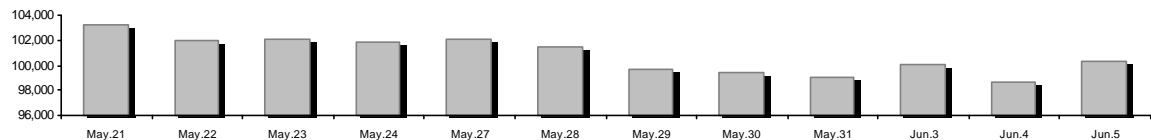
Summary of Markets

Athex Composite Share Price Index vs Shares and Derivatives Transactions Value

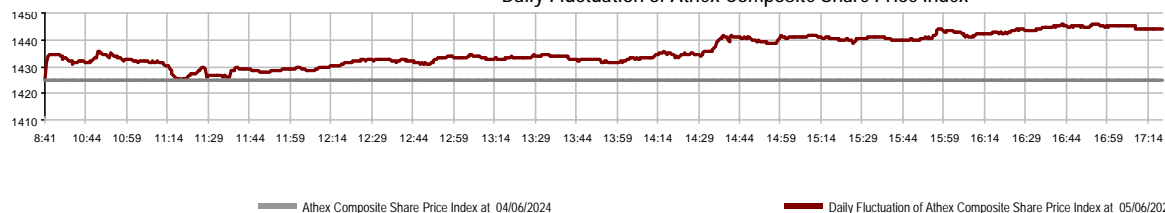


Athex Capitalisation (mill. €)**:	100,280.14		Derivatives Total Open Interest	533,942
Daily change: mill. € %	1,566.14	1.59%	in Index Futures % daily chng	4,296 -11.68%
Yearly Avg Capitalisation: mill. € % chng prev year Avg	96,659.20	20.24%	in Stock Futures % daily chng	527,946 -0.12%
Athex Composite Share Price Index % daily chng	1,443.74	1.34%	in Index Options % daily chng	1,136 8.09%
Athex Composite Share Price Index Capitalisation (mill. €)	90,679.47		in Stock Options % daily chng	564 0.00%
Daily change (mill. €)	1,155.82			
Securities' Transactions Value with Block Trades Method 6-1 (t)	115,324.77		Derivatives Contracts Volume:	26,974
Daily change: %	17,362.27	17.72%	Daily change: pieces %	-24 -0.09%
YtD Avg Trans. Value: thou. € % chng prev year Avg	143,517.97	30.99%	YtD Avg Derivatives Contracts % chng prev year Avg	35,440 -19.39%
Blocks Transactions Value of Method 6-1 (thou. €)	11,557.26		Derivatives Trades Number:	1,730
Blocks Transactions Value of Method 6-2 & 6-3 (thou. €)	402.11		Daily change: number %	77 4.66%
Bonds Transactions Value (thou.€)	842.08		YtD Avg Trades number % chng prev year Avg	1,987 -14.75%
Securities' Transactions Volume with Block Trades Method 6-1 (tho)	22,567.71		Lending Total Open Interest	271,568
Daily change: thou. pieces %	3,805.30	20.28%	Daily change: pieces %	405 0.15%
YtD Avg Volume: % chng prev year Avg	31,731.30	-5.62%	Lending Volume (Multilateral/Bilateral)	9,323
Blocks Transactions Volume of Method 6-1 (thou. Pieces)	1,964.89		Daily change: pieces %	-73,671
Blocks Transactions Volume of Method 6-2 & 6-3 (thou. Pieces)	77.44		Multilateral Lending	9,323
Bonds Transactions Volume	860,000		Bilateral Lending	0
Securities' Trades Number with Block Trades Method 6-1	37,331		Lending Trades Number:	6
Daily change: number %	2,482	7.12%	Daily change: %	0
YtD Avg Trades number % chng prev year Avg	40,978	13.13%	Multilateral Lending Trades Number	6
Number of Blocks Method 6-1	16		Bilateral Lending Trades Number	0
Number of Blocks Method 6-2 & 6-3	1			
Number of Bonds Transactions	158			

Athex Capitalisation (mill. €)**



Daily Fluctuation of Athex Composite Share Price Index



Athex Indices

Index name	05/06/2024	04/06/2024	pts.	%	Min	Max	Year min	Year max	Year change
Athex Composite Share Price Index	1,443.74 #	1,424.69	19.05	1.34%	1,424.69	1,445.93	1,293.14	1,505.35	11.65% #
Athex Composite Index Total Return Index	2,654.39 #	2,619.35	35.04	1.34%	2,619.35	2,658.41	2,355.44	2,756.70	12.69% #
Athex ESG Index	1,641.76 #	1,618.54	23.22	1.43%	1,618.54	1,644.28	1,471.77	1,722.97	11.55% #
ATHEX Alternative Market Price Index	14,279.90 #	14,116.02	163.88	1.16%	14,116.02	14,414.02	9,352.11	15,217.49	52.69% #
FTSE/Athex Large Cap	3,492.12 #	3,440.89	51.23	1.49%	3,440.89	3,497.67	3,122.79	3,665.50	11.83% #
FTSE/Athex Mid Cap Index	2,340.78 #	2,315.03	25.75	1.11%	2,315.03	2,341.91	2,167.92	2,459.55	4.00% #
FTSE/ATHEX High Dividend Yield Index	4,045.54 #	4,000.10	45.44	1.14%	3,998.92	4,054.25	3,752.57	4,217.66	7.27% #
FTSE/Athex Market Index	834.71 #	823.01	11.70	1.42%	823.01	835.89	746.82	875.18	11.77% #
FTSE/Athex Banks	1,254.08 #	1,235.49	18.59	1.50%	1,227.49	1,260.55	1,057.67	1,349.28	18.13% #
FTSE/ATHEX TECHNOLOGY & TELECOMMUNICAT	5,440.34 #	5,386.28	54.06	1.00%	5,386.28	5,465.34	4,915.95	5,705.00	7.25% #
FTSE/ATHEX FINANCIAL SERVICES	5,897.43 #	5,809.68	87.75	1.51%	5,772.69	5,927.46	4,996.31	6,339.99	17.61% #
FTSE/ATHEX REAL ESTATE	4,694.66 #	4,653.30	41.36	0.89%	4,646.51	4,699.12	4,639.72	5,120.52	-5.36% #
FTSE/ATHEX CONSUMER DISCRETIONARY	5,110.14 #	4,988.46	121.68	2.44%	4,988.46	5,110.14	4,988.03	5,557.48	1.88% #
FTSE/ATHEX CONSUMER STAPLES	6,337.61 #	6,280.30	57.31	0.91%	6,280.30	6,375.15	5,069.68	6,458.99	24.55% #
FTSE/ATHEX INDUSTRIALS	6,310.93 #	6,256.56	54.37	0.87%	6,229.88	6,332.18	5,044.08	6,445.12	24.20% #
FTSE/ATHEX BASIC MATERIALS	5,122.54 #	5,132.92	-10.38	-0.20%	5,088.19	5,157.59	4,577.28	5,876.05	5.19% #
FTSE/ATHEX ENERGY & UTILITIES	5,202.99 #	5,142.21	60.78	1.18%	5,141.85	5,203.75	4,961.47	5,474.06	4.32% #
Athex All Share Index	335.03 #	330.96	4.07	1.23%	335.03	335.03	304.60	347.29	10.94% #
Hellenic Mid & Small Cap Index	2,088.78 #	2,070.80	17.98	0.87%	2,067.35	2,090.34	1,929.00	2,157.15	8.28% #
FTSE/Athex Large Cap Total Return	5,828.96 #	5,743.45	85.51	1.49%			5,201.70	6,088.15	12.81% #
FTSE/Athex Mid Cap Total Return	3,157.46 #	3,122.02	35.44	1.14%			2,922.90	3,302.69	4.17% #
MSCI GREECE REBASED	5,497.87 #	5,408.87	89.00	1.65%	5,397.40	5,509.39	4,984.69	5,837.84	10.30% #
Hellenic Corporate Bond Index	132.13 #	132.08	0.05	0.04%			129.54	132.13	1.92% #
Hellenic Corporate Bond Price Index	91.14 #	91.11	0.03	0.03%			90.52	91.29	0.55% #

Note 1: FTSE/Med 100, Hellenic Corporate Bond Price Index and Hellenic Corporate Bond Index closing prices refer to the previous trading day of 03/06/2024.

Note 2: The Hellenic Mid & Small Cap Index is a Customized index calculated by the Athens Exchange.

Analytic Figures for Athex Market's Boards and Categories

	Total Traded Securities	Main Market	Surveillance	Exchange Traded Funds (ETFs)
Totals	117	112	4	1
Gain / Lose / Same:	73 / 27 / 17	72 / 26 / 14	0 / 1 / 3	1 / 0 / 0
Athex Capitalisation (mill. €) **	100,280.14	100,208.16	71.98	
Daily Average Trans/ons Value(thou.€)	143,517.97	143,308.03	40.78	294.12
Transactions Value	115,726.87	115,617.67	9.09	100.11
Main Board:	103,767.50	103,658.30	9.09	100.11
Blocks Board 6_2_3:	11,959.37	11,959.37	0.00	0.00
Forced Sales Board:	0.00	0.00	0.00	0.00
Special Terms Board:	0.00	0.00	0.00	0.00
Daily Average Transactions Volume	31,731,298	31,564,953	180,510	8,530
Transactions Volume	22,645,142	22,596,617	45,666	2,859
Main Board:	20,602,818	20,554,293	45,666	2,859
Blocks Board 6_2_3:	2,042,324	2,042,324	0	0
Forced Sales Board:	0	0	0	0
Special Terms Board:	0	0	0	0
Daily Average Number of Trades	40,978	40,854	72	53
Number of Trades	37,332	37,262	32	38
Main Board:	37,315	37,245	32	38
Blocks Board 6_2_3:	17	17	0	0
Forced Sales Board:	0	0	0	0
Special Terms Board:	0	0	0	0

Trading Details by Athex Sectors and Financial Instruments (ETFs)

Code	Sectors	Gain / Lose / Same	Number of Trades	Transactions Volume	Transactions Value	% of Total Trans. Value
3010	- Banks	6 / 0 / 0	12,976	16,337,331	53,618,579.66	46.33%
5510	- Basic Resources	6 / 3 / 1	1,118	301,206	1,400,309.40	1.21%
5010	- Construction & Materials	8 / 4 / 3	2,931	863,661	5,161,627.85	4.46%
4020	- Consumer Products & Services	3 / 1 / 3	476	80,098	562,837.91	0.49%
6010	- Energy	1 / 2 / 1	2,850	332,269	5,655,982.01	4.89%
12000	- Financial Instruments	1 / 0 / 0	38	2,859	100,107.28	0.09%
3020	- Financial Services	2 / 2 / 1	376	50,222	253,320.59	0.22%
4510	- Food Beverage & Tobacco	5 / 0 / 1	268	64,563	907,925.16	0.78%
2010	- Health Care	3 / 0 / 0	202	79,114	74,563.70	0.06%
5020	- Industrial Goods & Services	7 / 6 / 2	1,750	491,215	2,743,091.95	2.37%
3030	- Insurance	1 / 0 / 0	36	13,527	66,834.75	0.06%
4030	- Media	0 / 0 / 0	---	---	---	---
4520	- Personal Care, Drug & Grocery Stores	2 / 0 / 0	437	29,152	281,749.83	0.24%
3510	- Real Estate	7 / 3 / 2	1,453	454,360	1,600,718.53	1.38%
4040	- Retail	3 / 2 / 0	1,625	286,555	6,252,969.99	5.40%
1010	- Technology	8 / 1 / 2	783	206,868	957,755.32	0.83%
1510	- Telecommunications	1 / 1 / 0	1,270	347,879	4,695,210.60	4.06%
4050	- Travel & Leisure	3 / 2 / 1	4,067	1,450,301	13,456,451.50	11.63%
6510	- Utilities	6 / 0 / 0	4,676	1,253,962	17,936,836.58	15.50%

Top 10 best & worst performing Shares

Main Market

With positive Price change	Closing price	change	With negative Price change	Closing price	change
EUROCONSULTANTS S.A. (CR)	1.37	4.58% #	SPACE HELLAS SA (CR)	6.84	-2.29% €
MIG (CR)	3.9	4.42% #	KIRIAKOULIS SHIPPING SA (CR)	1.23	-1.99% €
OPAP (CR)	15.13	4.06% #	VIOHALCO SA/NV (CB)	6.29	-0.94% €
PIRAEUS FINANCIAL HOLD (CR)	3.724	3.76% #	DIMAND (CR)	8.46	-0.94% €
INTERWOOD-XYLEMPORIA (CR)	0.27	3.05% #	ANDROMEDA SA (CR)	6.64	-0.90% €
KARELIA (CR)	340	3.03% #	ATTICA HOLDINGS (CR)	2.28	-0.87% €
PAPOUTSANIS (CR)	2.48	2.91% #	FOURLIS (CR)	3.96	-0.75% €
MEVACO SA (CR)	3.88	2.65% #	UNIBIOS (CR)	1.32	-0.75% €
ALPHA SERVICES HOLD (CR)	1.58	2.60% #	QUEST HOLDINGS (CR)	5.36	-0.74% €
EKTER SA (CR)	3.95	2.46% #	HELLENIQ ENERGY (CR)	8.36	-0.42% €
With the highest Transactions Value	Value (thou. €)	change	With the highest Transactions Volume	Volume	change
NATIONAL BANK (CR)	18,794.87	0.66% #	ALPHA SERVICES HOLD (CR)	5,151,253	2.60% #
PIRAEUS FINANCIAL HOLD (CR)	17,072.77	3.76% #	PIRAEUS FINANCIAL HOLD (CR)	4,642,453	3.76% #
OPAP (CR)	12,142.20	4.06% #	EUROBANK HOLDINGS (CR)	4,037,211	0.15% #
MYTILINEOS (CR)	9,649.45	1.97% #	NATIONAL BANK (CR)	2,383,611	0.66% #
EUROBANK HOLDINGS (CR)	8,191.83	0.15% #	OPAP (CR)	813,746	4.06% #
ALPHA SERVICES HOLD (CR)	8,081.03	2.60% #	INTRALOT (CR)	507,211	2.11% #
JUMBO SA (CR)	6,024.72	1.53% #	PPC (CR)	430,162	0.63% #
PPC (CR)	4,812.82	0.63% #	ADMIE (IPTO) HOLDING S.A. (CR)	365,038	1.86% #
OTE (CR)	4,652.34	1.41% #	OTE (CR)	341,659	1.41% #
MOTOR OIL (CR)	4,398.08	0.54% #	ELLAKTOR (CR)	269,737	1.43% #

Note: Stocks that are not included in the "Under Supervision" category, and the transactions value is more than 10,000 €.

Derivatives Summary

	Number of Trades	Volume	Open Interest
Index Futures	294	1,339	4,296
FTSE/Athex Banks	2	3	888
FTSE/Athex Large Cap	292	1,336	3,395
MSCI GREECE REBASED	0	0	13
Stock Futures	1,428	25,530	527,946
ADMIE (IPTO) HOLDING S.A. (CR)	68	1,543	26,132
AEGEAN AIRLINES (CR)	10	66	3,761
ALPHA SERVICES HOLD (CR)	176	7,400	195,871
ATHENS INTL AIRPORT (CR)	9	40	1,154
AUTOHELLAS SA (CR)	0	0	205
AVAX S.A. (CR)	4	37	939
CC HBC AG (CR)	0	0	60
CENERGY HOLDINGS (CB)	4	17	4,095
ELLAKTOR (CR)	44	201	4,387
ELVALHALCOR (CR)	11	57	4,755
EUROBANK HOLDINGS (CR)	37	1,374	27,465
EYDAP S.A. (CR)	6	82	4,348
FOURLIS (CR)	6	22	1,066
GEK TERNA (CR)	37	158	15,563
HELLENIC EXCHANGES-A.S.E. (CR)	9	38	7,871
HELLENIQ ENERGY (CR)	11	22	5,158
INTRACOM HOLDINGS (CR)	33	202	7,379
INTRAKAT (CR)	10	32	2,412
JUMBO SA (CR)	4	7	517
LAMDA DEVELOPMENT SA (CR)	6	18	7,289
MIG (CR)	3	15	136
MOTOR OIL (CR)	7	11	382
MYTILINEOS (CR)	38	101	6,288
NATIONAL BANK (CR)	134	1,495	10,866
OPAP (CR)	35	311	3,369
OPTIMA BANK (CR)	2	2	196
OTE (CR)	35	209	6,595
P.P.A. S.A. (CR)	0	0	123
PIRAEUS FINANCIAL HOLD (CR)	395	10,465	109,252
PPC (CR)	141	739	33,630
QUEST HOLDINGS (CR)	0	0	220
TERNA ENERGY (CR)	67	330	32,234
TITAN CEMENT (CB)	4	7	160
VIOHALCO SA/NV (CB)	82	529	4,068
Index Options	6	83	1,136
FTSE/Athex Large Cap	6	83	1,136
Stock Options	2	22	564
ALPHA SERVICES HOLD (CR)	0	0	0
NATIONAL BANK (CR)	0	0	367
OPAP (CR)	0	0	64
OTE (CR)	0	0	23
PIRAEUS FINANCIAL HOLD (CR)	0	0	0
PPC (CR)	2	22	110
Total Derivatives Traded	1,730	26,974	533,942

Number of Outstanding Securities	Nominal Value	Dividends [1]			Date of Last Coupon		Note	Shares	Closing price	% change	Previous closing price/date	Open price	Price min	Price max	Last price	Avg price	Last Bid [7]	Last Ask [7]	P/E after tax	Year	Volume	Trades	Transactions Value[8]	Company Mkt Value (thou. €)	Year low	Year high	Sector[4]	
		2021	2022	2023	Dividend [2]	Right																						
2,352,839,697	0.290	--	--	--	07/04/2008	18/04/2017	--	ALPHA SERVICES HOLD (CR)	1.58	2.60 P	1.54	04/06/2024	1.56	1.538	1.5875	1.58	1.569	901@1.58	17575@1.58	--	--	5,151,253	3,328	8,081,031.29	3,717,486.72	1.504	1.79	30101010
36,353,868	1.00	--	(0.025)	--	10/07/2023	21/08/2023	--	AUSTRIACARD (CB)	5.84	0.69 P	5.8	04/06/2024	5.75	5.75	5.87	5.84	5.837	85@5.84	40@5.85	--	--	12,097	77	70,612.96	212,306.59	5.75	6.8	10101010
48,624,764	0.080	0.46	0.65	0.7	22/04/2024	05/12/2022	--	AUTOHELLAS SA (CR)	11.64	1.57 P	11.46	04/06/2024	11.64	11.32	11.72	11.64	11.466	22@11.58	250@11.66	--	--	45,970	342	527,109.64	565,992.25	11.32	14.1	40201040
190,162,681	--	0.05	--	--	19/06/2023	07/12/2016	--	CENERGY HOLDINGS (CB)	9.02	-0.22 E	9.04	04/06/2024	9.04	8.97	9.1	9.02	9.018	750@9.01	14@9.03	--	--	122,074	396	1,100,811.00	1,715,267.38	6.71	9.1	50202010
373,175,988	6.70	0.71	0.78	0.93	30/05/2024	29/04/2013	--	CC HBC AG (CR)	31.8	0.95 P	31.5	04/06/2024	32.08	31.56	32.24	31.8	31.957	6@31.66	4@31.84	--	--	20,575	160	657,516.741	1,866,996.42	25.66	33	45101020
3,716,479,777	0.220	--	--	--	02/05/2008	20/05/2019	--	EUROBANK HOLDINGS (CR)	2.033	0.15 P	2.03	04/06/2024	2.04	2.005	2.05	2.033	2.029	5664@2.03	12984@2.04	--	--	4,037,211	1,572	8,191,833.25	7,555,603.39	1.599	2.176	30101010
52,131,944	1.00	0.1102	0.11	--	29/06/2023	23/07/2019	--	FOURLIS (CR)	3.96	-0.75 E	3.99	04/06/2024	4	3.91	4	3.96	3.973	300@3.93	189@4.00	--	--	52,875	167	210,076.81	206,442.50	3.85	4.37	40401010
305,635,185	2.18	0.1	0.3	0.3	10/01/2024	01/10/2003	--	HELLENIO ENERGY (CR)	8.36	-0.42 E	8.395	04/06/2024	8.325	8.325	8.525	8.36	8.418	104@8.36	56@8.39	--	--	145,759	915	1,227,011.84	2,555,110.15	7.03	8.81	60101020
48,003,921	0.400	--	--	--	30/08/1993	26/06/2023	--	IDEAL HOLDINGS (CR)	6.02	2.03 P	5.9	04/06/2024	5.95	5.9	6.02	6.02	5.965	200@5.99	423@6.02	--	--	6,183	62	36,880.24	288,983.60	5.8	6.78	10102030
83,600,000	0.760	--	--	--	03/07/2007	17/07/2023	--	INTRACOM HOLDINGS (CR)	3.615	1.83 P	3.55	04/06/2024	3.635	3.56	3.695	3.615	3.622	21@3.61	48@3.62	--	--	53,989	169	195,563.88	302,214.00	3.14	4.335	10101010
160,523,985	0.300	--	--	--	12/08/2008	30/12/2022	--	INTRAKAT (CR)	5.19	-0.19 E	5.2	04/06/2024	5.24	5.12	5.24	5.19	5.176	162@5.18	4320@5.19	--	--	178,867	192	925,752.73	833,119.48	4.46	5.64	50101010
136,059,759	0.880	0.77	0.322	--	19/03/2024	05/03/2014	--	JUMBO SA (CR)	26.56	1.53 P	26.16	04/06/2024	26.16	26.16	26.62	26.56	26.495	200@26.50	3424@26.58	--	--	227,388	1,415	6,024,720.38	3,613,747.20	24.44	30.1	40401010
176,736,715	0.300	--	--	--	30/05/2007	27/11/2019	--	LAMDA DEVELOPMENT SA (CR)	6.8	2.10 P	6.66	04/06/2024	6.66	6.66	6.81	6.8	6.735	36@6.75	1073@6.81	--	--	96,397	494	649,203.38	1,201,809.66	6.15	7.31	35101010
27,345,120	0.280	--	--	--	18/07/2005	26/02/2014	--	QUALITY & RELIABILITY SA (CR)	1.198	2.22 P	1.172	04/06/2024	1.17	1.166	1.208	1.198	1.189	1200@1.18	4855@1.20	--	--	34,358	71	40,843.92	32,759.45	0.6	1.62	10101010
107,222,688	0.440	(0.5667)	0.2	--	20/06/2023	16/03/2022	--	QUEST HOLDINGS (CR)	5.36	-0.74 E	5.4	04/06/2024	5.45	5.32	5.45	5.36	5.375	60@5.35	2500@5.43	--	--	45,914	209	246,776.66	574,713.61	5.02	6.25	10101010
78,325,475	--	0.6	--	--	28/06/2023	23/07/2019	--	TITAN CEMENT (CB)	30.75	0.33 P	30.65	04/06/2024	30.6	30.4	31	30.75	30.701	573@30.75	280@31.00	--	--	36,337	377	1,115,564.20	2,408,508.36	20.9	32.2	50101030
259,189,761	0.1	0.12	--	--	19/06/2023	26/02/2016	--	VIOHALCO SANNV (CB)	6.29	-0.94 E	6.35	04/06/2024	6.33	6.25	6.44	6.29	6.366	75@6.28	24@6.31	--	--	185,696	579	1,182,230.49	1,630,303.60	5.03	6.63	55102015
148,321,516	0.300	--	0.07	--	19/06/2023	22/01/2020	--	AVAX S.A. (CR)	1.48	0.95 P	1.466	04/06/2024	1.46	1.438	1.48	1.48	1.459	226@1.47	2500@1.48	--	--	115,252	488	168,153.50	219,515.84	1.326	1.884	50101010
232,000,000	2.12	0.0854	0.0682	0.0582	04/10/2023	19/06/2017	--	ADMIE (PTO) HOLDING S.A. (CR)	2.195	1.86 P	2.155	04/06/2024	2.165	2.145	2.195	2.195	2.172	3147@2.19	1665@2.20	8.66	2023	365,038	676	792,762.45	509,240.00	2.08	2.425	65101015
90,167,100	0.500	--	--	0.7515	20/05/2024	24/05/2021	--	AEGEAN AIRLINES (CR)	11.7	1.21 P	11.56	04/06/2024	11.7	11.57	11.77	11.7	11.693	3116@11.70	501@11.75	--	--	52,781	548	617,188.54	1,054,955.07	11.08	13.47	40501010
103,423,291	0.570	--	--	--	01/08/2011	23/08/2023	--	GEK TERNA (CR)	16.82	1.94 P	16.5	04/06/2024	16.68	16.4	16.86	16.82	16.71	1000@16.80	131@16.82	--	--	125,500	765	2,097,163.76	1,739,579.75	12.98	17.1	50101010
382,000,000	2.48	--	--	--	20/07/2015	12/12/2001	--	PPC (CR)	11.12	0.63 P	11.05	04/06/2024	11.13	11.04	11.35	11.12	11.188	3478@11.11	646@11.17	--	--	430,162	1,319	4,812,824.46	4,247,840.00	10.85	12.67	65101015
300,000,000	1.00	--	--	0.33	21/05/2024	07/02/2024	--	ATHENS INTL AIRPORT (CR)	8.396	2.39 P	8.2	04/06/2024	8.24	8.168	8.396	8.396	8.28	80@8.33	293@8.40	--	--	128,507	668	1,064,011.64	2,518,800.00	8.104	9.56	50206060
914,715,153	1.00	--	--	--	16/05/2008	29/08/2018	--	NATIONAL BANK (CR)	7.91	0.66 P	7.858	04/06/2024	7.898	7.762	7.964	7.91	7.885	4356@7.91	30@7.96	--	--	2,383,611	3,665	18,794,870.45	7,235,396.86	6.222	8.65	30101010
11,250,000	0.520	0.0405	0.08	--	07/08/2023	09/11/2015	--	EKTER SA (CR)	3.95	2.46 P	3.855	04/06/2024	3.905	3.84	3.95	3.95	3.89	1101@3.85	1100@3.98	--	--	27,883	263	108,451.79	44,437.50	3.75	4.76	50101010
375,241,586	0.390	0.03	0.06	--	26/06/2023	14/07/2006	--	ELVALHALCOR (CR)	1.892	1.18 P	1.87	04/06/2024	1.892	1.86	1.892	1.892	1.877	139@1.89	500@1.89	--	--	97,082	419	182,232.94	709,957.08	1.768	2.435	55102015
348,192,005	0.040	--	--	--	05/07/2011	16/07/2021	--	ELLAKTOR (CR)	2.485	1.43 P	2.45	04/06/2024	2.49	2.45	2.505	2.485	2.475	4213@2.49	500@2.51	--	--	269,737	631	667,634.31	865,257.13	2.38	2.84	50101010
60,348,000	0.420	0.1515	0.1565	--	14/06/2023	04/08/2021	--	HELLENIC EXCHANGES-A.S.E. (CR)	5.05	2.02 P	4.95	04/06/2024	4.96	4.925	5.06	5.05	4.99	14@5.04	393@5.05	--	--	44,050	288	219,823.09	304,757.40	4.825	5.92	30202015
106,500,000	0.600	0.28	0.02	--	13/09/2023	13/09/2021	--	EYDAP S.A. (CR)	5.97	2.05 P	5.85	04/06/2024	5.85	5.71	5.97	5.97	5.865	1096@5.88	1200@5.98	--	--	67,096	317	393,543.43	635,805.00	5.38	6.15	65102030
604,095,621	0.300	--	--	--	30/05/2013	10/10/2023	--	INTRALOT (CR)	1.164	2.11 P	1.14	04/06/2024	1.15	1.15	1.17	1.164	1.162	10371@1.16	274@1.17	--	--	507,211	293	589,301.68	703,167.30	1.014	1.264	40501020
110,782,980	0.750	0.9054	1.6299	0.4091	18/12/2023	04/11/2013	--	MOTOR OIL (CR)	26.06	0.54 P	25.92	04/06/2024	25.92	25.92	26.32	26.06	26.093	3667@26.06	66@26.12	--	--	168,556	1,870	4,398,082.22	2,887,004.46	23.56	28.56	60101020
142,891,161	0.970	0.4341	1.24	--	27/06/2023	07/07/2017	--	MYTILINEOS (CR)	37.26	1.97 P	36.54	04/06/2024	36.54	36.5	37.26	37.26	36.804	568@37.14	1008@37.28	--	--	262,188	1,666	9,649,453.32	5,324,124.66	33	39.56	65102000
126,431,958	2.50	--	--	--	05/06/2024	--	--	NOVAL PROPERTY REIC (CR)	2.8065	0.95 P	--	--	2.78	2.779	2.82	2.8065	2.805	2000@2.81	3972@2.81	--	--	233,890	537	656,087.81	354,831.29	2.779	2.82	35102045
370,062,741	0.300	0.6	1	1.6123	29/04/2024	19/06/2023	--	OPAP (CR)	15.13	4.06 P	14.54	04/06/2024	14.61	14.6	15.13	15.13	14.921	447@15.01	2520@15.14	--	--	813,746	3,074	12,142,202.68	5,599,049.27	14.5	17.35	40501020
418,002,013	2.83	0.8231	0.5888	--	05/07/2023	18/06/1998	--	OTE (CR)	13.63	1.41 P	13.44	04/06/2024	13.44	13.44	13.72	13.63	13.617	847@13.62	1588@13.68	--</								

Number of Outstanding Securities	Nominal Value	Dividends [1]			Date of Last Coupon		Note	Shares	Closing price	% change	Previous closing price/date		Open price	Price min	Price max	Last price	Avg price	Last Bid [7]	Last Ask [7]	P/E after tax	Year	Volume	Trades	Transactions Value[8]	Company Mkt Value (thou. €)	Year low	Year high	Sector[4]
2021	2022	2023	Dividend [2]	Right																								
118,105,090	0.300	0.3411	0.3798	---	26/06/2023	05/03/2020	---	TERNA ENERGY (CR)	18.49	1.37 P	18.24	04/06/2024	18.24	18.12	18.63	18.49	18.427	39@18.48	171@18.49	---	---	123,126	662	2,268,814.24	2,183,763.11	14.68	18.95	65101010
73,694,142	3.45	---	---	---	04/10/2023	---	---	OPTIMA BANK (CR)	11.98	1.01 P	11.86	04/06/2024	11.9	11.86	12.06	11.98	11.992	32@11.96	861@12.00	---	---	120,102	874	1,440,220.80	882,855.82	7.24	12.42	30101010

Main Market - Medium Liquidity Class

13,126,020	0.660	0.1163	0.1158	---	26/07/2023	04/09/2020	---	AS COMPANY SA (CR)	2.71	3.44 P	2.62	04/06/2024	2.71	2.71	2.71	2.71	2.71	580@2.64	707@2.69	---	---	1	1	2.71	35,571.51	2.32	2.88	40401030	
14,000,000	1.95	3.42	0.26	---	19/07/2023	26/03/2024	---	ALPHA REAL ESTATE (CR)	6.84	-0.29 E	6.86	04/06/2024	6.9	6.84	6.9	6.84	6.873	101@6.84	175@6.90	---	---	960	13	6,597.80	95,760.00	6.74	11.75	35101015	
3,114,144	0.360	0.3427	0.2304	0.563	20/05/2024	02/06/2020	---	ALPHA TRUST HOLDINGS (CR)	8.36	-0.24 E	8.38	04/06/2024	8.36	8.36	8.4	8.36	8.365	4@8.36	---	---	---	---	900	22	7,528.16	26,034.24	5.9	8.6	30202010
243,164,193	0.300	---	---	---	30/12/2021	05/12/2023	---	ATTICA HOLDINGS (CR)	2.28	-0.87 E	2.3	04/06/2024	2.25	2.25	2.33	2.28	2.282	570@2.28	104@2.33	---	---	11,432	57	26,087.22	554,414.36	1.86	2.58	40501015	
35,764,593	2.10	0.075	0.1046	---	02/05/2023	25/11/2019	---	BRIQ PROPERTIES (CR)	1.975	1.02 P	1.955	04/06/2024	1.98	1.975	1.985	1.975	1.98	400@1.97	250@2.00	---	---	12,670	20	25,090.97	70,635.07	1.865	2.01	35102030	
101,123,806	0.360	---	---	---	22/07/2010	28/06/2011	---	CENTRIC HOLDINGS (CR)	0.361	0.28 P	0.36	04/06/2024	0.362	0.356	0.363	0.361	0.359	2200@0.360	1690@0.363	---	---	11,485	20	4,118.86	36,505.69	0.349	0.467	40203040	
784,500	10.00	0.3	---	0.5008	28/05/2024	31/07/2018	---	CNL CAPITAL (CR)	7.75	---	7.75	04/06/2024	7.75	7.75	7.75	7.75	7.75	100@7.70	59@7.75	---	2022	41	2	317.75	6,079.88	6.65	9	30202010	
10,567,700	0.300	---	---	---	06/10/2005	13/02/2002	---	CPI SA (CR)	0.698	2.35 P	0.682	04/06/2024	0.686	0.674	0.698	0.698	0.683	433@0.674	7124@0.698	---	---	6,277	8	4,284.66	7,376.25	0.606	0.99	10102030	
18,680,300	0.050	---	---	---	06/07/2022	---	---	DIMAND (CR)	8.46	-0.94 E	8.54	04/06/2024	8.58	8.35	8.58	8.46	8.48	500@8.45	250@8.70	---	---	15,592	118	132,222.96	158,035.34	8.35	10.95	35101010	
54,200,000	0.075	0.035	0.074	---	18/07/2023	23/11/2021	---	EPSILON NET (CR)	12	---	12	04/06/2024	12	12	12.02	12	12	399023@12.00	2871@12.02	---	---	17,875	31	214,501.00	650,400.00	8.8	12.1	10101015	
10,500,000	2.40	0.29	0.3	---	16/05/2023	02/04/2024	---	INTERCONTINENTAL (CR)	4.56	2.24 P	4.46	04/06/2024	4.56	4.56	4.56	4.56	4.56	1000@4.20	720@4.56	7.84	2023	180	3	820.80	47,880.00	4.18	6.9	35102000	
167,868,482	0.300	---	---	---	20/08/2007	28/11/2022	---	LAVIPHARM SA (CR)	0.907	0.22 P	0.905	04/06/2024	0.906	0.9	0.926	0.907	0.911	795@0.907	2500@0.920	---	---	77,154	162	70,259.02	152,256.71	0.76	1.01	20103015	
4,740,000	0.860	---	---	---	14/03/2003	---	---	LOGISMOS S.A. (CR)	1.35	2.27 P	1.32	04/06/2024	1.32	1.32	1.37	1.35	1.35	50@1.36	50@1.38	-(6)-	2023	455	10	614.30	6,399.00	1.13	1.48	10101015	
17,120,280	0.940	0.06	---	---	27/06/2022	26/06/2023	---	LOULIS FOOD (CR)	2.66	1.92 P	2.61	04/06/2024	2.61	2.6	2.66	2.66	2.607	30@2.61	380@2.66	---	---	19,120	20	49,847.00	45,539.94	2.6	3.09	45102020	
4,419,616	1.58	---	0.1531	---	10/07/2023	04/03/2015	---	MEDICON S.A (CR)	2.85	0.35 P	2.84	04/06/2024	2.89	2.79	2.89	2.85	2.801	50@2.80	497@2.85	---	---	986	21	2,761.60	12,595.91	2.79	3.49	20102010	
10,500,000	0.950	---	---	---	24/06/2008	21/07/2023	---	MEVACO SA (CR)	3.88	2.65 P	3.78	04/06/2024	3.88	3.75	3.88	3.88	3.763	1059@3.75	70@3.88	---	2022	3,030	13	11,401.21	40,740.00	3.62	4.32	55102015	
31,317,025	0.400	---	---	---	26/04/2007	10/05/2023	---	MIG (CR)	3.9	4.42 P	3.735	04/06/2024	3.73	3.72	4.03	3.9	3.834	1000@3.82	138@3.90	---	---	3,224	39	12,360.69	122,136.40	3.71	4.9	30202000	
138,218,440	0.870	---	---	---	11/12/2023	---	---	ORILINA PROPERTIES REIC (CR)	0.932	0.43 P	0.928	04/06/2024	0.915	0.91	0.934	0.934	0.926	1000@0.913	5950@0.935	---	---	17,451	62	16,155.87	128,819.59	0.845	0.9628	35102000	
87,127,162	0.500	---	---	---	08/06/2023	28/07/2021	---	PREMIA (CR)	1.188	2.24 P	1.162	04/06/2024	1.18	1.168	1.192	1.188	1.179	900@1.18	2400@1.19	---	---	49,551	92	58,423.30	103,507.07	1.112	1.256	35102000	
24,586,446	0.230	---	0.04	0.049	04/06/2024	08/06/2022	---	PROFILE SA (CR)	4.89	0.21 P	4.88	04/06/2024	4.96	4.85	4.96	4.89	4.882	100@4.87	100@4.90	---	---	25,438	110	124,194.76	120,227.72	3.925	5.43	10101010	
6,456,530	1.08	0.12	0.1314	---	17/07/2023	02/08/2010	---	SPACE HELLAS SA (CR)	6.84	-2.29 E	7	04/06/2024	7	6.8	7.02	6.84	6.892	200@6.82	500@6.90	---	---	6,220	74	42,870.06	44,162.67	6.8	8.48	15101010	
120,528,771	1.60	---	---	---	10/11/2023	---	---	TRADE ESTATES REIC (CR)	1.69	1.20 P	1.67	04/06/2024	1.678	1.678	1.692	1.692	1.686	100@1.68	2000@1.75	---	---	16,394	45	27,641.04	203,693.62	1.626	1.798	35102045	
17,190,046	0.300	---	---	---	16/11/1992	04/12/2023	---	UNIBIOS (CR)	1.32	-0.75 E	1.33	04/06/2024	1.325	1.3	1.33	1.32	1.31	78@1.32	2341@1.33	---	---	9,488	48	12,429.54	22,690.86	1.08	1.475	50204000	
13,000,000	0.650	---	---	---	01/08/2007	07/04/2000	5093	AKRITAS SA (CR)	0.78	---	0.78	04/06/2024	0.79	0.775	0.795	0.795	0.782	55@0.760	10@0.805	---	---	105	8	82.10	10,140.00	0.77	1.33	50101035	
32,413,681	0.370	---	---	---	15/07/2009	11/05/2000	---	ALUMIL (CR)	2.79	-0.36 E	2.8	04/06/2024	2.77	2.76	2.8	2.79	2.777	1090@2.75	641@2.79	---	---	3,178	25	8,824.42	90,434.17	2.48	3.18	55102035	
3,576,883	3.44	0.5109	---	0.316	13/05/2024	19/07/2022	---	ANDROMEDA SA (CR)	6.64	-0.90 E	6.7	04/06/2024	6.74	6.5	6.76	6.64	6.622	25@6.52	168@6.64	3.67	2023	2,007	25	13,290.90	23,750.50	6.42	7.18	30204000	
18,810,000	0.400	---	---	---	08/07/2010	14/11/2007	---	VARVERIS - MODA BAGNO SA (CR)	3.34	-7.22 E	3.6	04/06/2024	3.28	3.26	3.5	3.34	3.343	200@3.26	81@3.48	---	---	190	8	635.20	62,825.40	1.9	3.7	40401025	
23,986,500	1.04	---	---	---	26/06/2009	28/08/2023	---	BIOKARPET S.A.(CR)	2.55	-1.54 E	2.59	04/06/2024	2.51	2.47	2.57	2.55	2.517	650@2.50	26@2.55	---	---	3,151	53	7,932.64	61,165.58	2.47	3.13	50101035	
6,325,000	0.600	0.19	0.153	---	03/07/2023	17/02/2014	---	VOYATZOGLOU (CR)	2.38	---	2.38	04/06/2024	---	---	---	---	---	250@2.22	143@2.38	---	---	---	---	---	15,053.50	2.16	2.7	50205010	
24,060,000	0.300	0.055	0.075	0.075	14/05/2024	01/07/2019	---	GEN. COMMERCIAL & IND.SA (CR)	1.56	0.97 P	1.545	04/06/2024	1.51	1.505	1.565	1.56	1.524	250@1.51	1@1.56	10.55	2023	1,398	27	2,130.11	37,533.60	1.475	1.95	50205010	
15,878,748	0.480	---	---	---	10/07/2006	22/03/2004	---	DOMIKI KRITIS SA (CR)	4.47	-2.19 E	4.57	04/06/2024	4.57	4.4	4.595	4.55	4.503	100@4.43	200@4.50	---	---	1,139	14	5,128.89	70,978.00	3.07	4.88	50101010	
34,720,000	0.310	---	---	---	16/06/2010	01/08/2007	---	DROMEAS SA (CR)	0.332	2.79 P	0.323	04/06/2024	0.33	0.33	0.332	0.332	0.332	3000@0.320	186@0.334	---	---	500	4	165.88	11,527.04	0.32	0.398	40202015	
13,673,200	0.420	---	---	---	18/07/2008	26/07/2001	---	EVROFARMA SA (CR)	1.625	2.20 P	1.59	04/06/2024	1.55	1.55	1.63	1.625	1.589	43@1.60	250@1.63	---	---	10,242	34	16,276.67	22,218.95	1.2	1.94	45102020	
18,410,839	1.00	0.262	0.202	---	23/08/2023	10/09/2010	---	ELASTRON (CR)	2.24	-3.45 E	2.32	04/06/2024	2.32	2.23	2.32	2.24	2.255	32@2.25	100@2.26	---	---	3,638	22	8,205.04	41,240.28	2.2	2.84	55102010	

Daily Official List

Year: 145 Trading Day No: 104

Section 2: Analytic Figures of Shares Transactions

Wednesday, 5 June, 2024

Number of Outstanding Securities	Nominal Value	Dividends [1]			Date of Last Coupon		Note	Shares	Closing price	% change	Previous closing price/date	Open price	Price min	Price max	Last price	Avg price	Last Bid [7]	Last Ask [7]	P/E after tax	Year	Volume	Trades	Transactions Value[8]	Company Mkt Value (thou. €)	Year low	Year high	Sector[4]	
2021	2022	2023	Dividend [2]	Right																								
19,864,886	5.60	0.672	0.672	0.672	18/04/2024	02/07/2008	---	BANK OF GREECE (CR)	14	1.45 P	13.8	04/06/2024	14	13.85	14.15	14	14.014	252@14.00	514@14.15	---	---	2,701	28	37,852.15	278,108.40	13.6	15.85	30101010
26,730,187	0.520	0.1	0.12	---	29/06/2023	01/08/2017	---	ELTON SA (CR)	1.784	0.22 P	1.78	04/06/2024	1.778	1.746	1.788	1.784	1.763	100@1.78	100@1.80	---	---	1,382	18	2,436.03	47,686.65	1.73	2.36	50205010
30,000,000	0.050	0.09	0.1	---	09/06/2023	11/06/2020	---	ENTERSOFT (CR)	7.83	---	7.83	04/06/2024	7.84	7.83	7.84	7.83	7.83	293@7.83	25900@7.84	---	---	2,657	11	20,805.31	234,900.00	5.68	8.1	10101015
36,300,000	1.12	0.2186	---	---	14/09/2022	12/12/2007	---	THESSALONIKA WATER & SEWERAGE	3.08	0.33 P	3.07	04/06/2024	3.06	3.04	3.1	3.08	3.06	850@3.05	785@3.08	---	---	6,352	36	19,438.68	111,804.00	3.04	3.58	65102030
15,083,480	0.150	---	---	---	02/06/2010	29/01/2024	---	EUROCONSULTANTS S.A. (CR)	1.37	4.58 P	1.31	04/06/2024	1.34	1.325	1.375	1.37	1.356	300@1.36	250@1.38	---	---	162,381	274	220,193.78	20,664.37	1.1	1.42	50205020
114,320,400	0.100	0.01	---	---	26/11/2021	05/08/2019	---	IKTINOS HELLAS SA (CR)	0.3985	-0.37 E	0.4	04/06/2024	0.3975	0.3965	0.4065	0.3985	0.399	947@0.399	222@0.404	---	---	27,978	50	11,172.67	45,556.68	0.394	0.599	50101035
8,636,132	0.450	---	0.02	---	17/07/2023	13/10/2014	---	ILYDA S.A. (CR)	1.675	0.90 P	1.66	04/06/2024	1.66	1.62	1.68	1.675	1.648	255@1.67	290@1.68	12.01	2023	1,625	25	2,677.63	14,465.52	1.29	2.02	10101015
3,417,600	0.100	0.016	0.016	---	03/07/2023	02/04/2024	---	INTERWOOD-XYLEMPORIA (PR)	0.494	1.23 P	0.488	04/06/2024	0.515	0.45	0.515	0.45	0.493	100@0.352	100@0.448	---	---	300	2	148.00	13,950.99	0.252	0.54	50101020
45,417,399	0.100	---	---	---	25/07/2008	02/04/2024	---	INTERWOOD-XYLEMPORIA (CR)	0.27	3.05 P	0.262	04/06/2024	0.266	0.266	0.274	0.27	0.27	152@0.270	499@0.274	---	---	38,573	44	10,415.62	13,950.99	0.261	0.3917	50101020
18,567,912	0.590	0.24	---	---	05/07/2023	26/01/2021	---	INTERLIFE G.C.I.(CR)	4.94	0.82 P	4.9	04/06/2024	4.9	4.88	4.96	4.94	4.941	241@4.88	40@4.96	6.69	2023	13,527	36	66,834.75	91,725.49	4.62	5.3	30302025
8,424,900	0.500	---	---	---	12/07/2010	04/07/2019	---	INTERTECH SA (CR)	1.18	2.16 P	1.155	04/06/2024	1.175	1.17	1.18	1.18	1.179	72@1.15	66@1.18	20.46	2023	80	8	94.32	9,941.38	1.145	1.485	50205010
19,804,134	0.150	---	---	---	01/07/2004	06/11/2017	---	KEKROPS SA (CR)	1.4	-2.44 E	1.435	04/06/2024	1.47	1.365	1.47	1.4	1.391	1830@1.40	45@1.43	-(6)	2023	4,480	42	6,232.95	27,725.79	1.365	1.965	35101010
40,219,218	0.260	---	---	---	29/08/2022	10/06/2019	---	KLOUKINAS - LAPPAS SA (CR)	1.645	2.17 P	1.61	04/06/2024	1.645	1.6	1.66	1.65	1.621	1000@1.63	750@1.65	---	---	24,839	37	40,256.64	66,160.61	1.425	1.825	50101010
11,510,102	0.890	---	---	---	24/06/2005	06/10/1999	---	NAFPAKTOS TEXTILE (CR)	0.942	0.43 P	0.938	04/06/2024	0.942	0.94	0.948	0.944	0.941	70@0.920	100@0.942	---	---	1,253	10	1,179.24	10,842.52	0.9	1.34	55101020
21,224,340	0.420	0.02	---	---	06/09/2022	25/04/2006	---	KORDELLOS BROS SA (CR)	0.51	2.00 P	0.5	04/06/2024	0.508	0.5	0.512	0.51	0.504	700@0.500	699@0.510	---	2023	1,330	9	670.45	10,824.41	0.5	0.684	55102010
33,065,136	0.380	0.2001	0.2004	---	24/08/2023	16/09/2013	---	KRI-KRI S.A. (CR)	11.2	1.82 P	11	04/06/2024	11.05	11	11.2	11.2	11.126	388@11.20	695@11.25	11.48	2023	14,550	42	161,880.75	370,329.52	9.58	12.3	45102020
7,595,160	0.600	---	---	---	10/09/2019	18/08/2010	---	KIRIAKOULIS SHIPPING SA (CR)	1.23	-1.99 E	1.255	04/06/2024	1.24	1.21	1.26	1.23	1.24	1000@1.23	500@1.27	---	---	65,106	94	80,756.38	9,342.05	0.95	1.65	40501015
6,200,000	0.500	---	---	---	22/06/2010	01/11/1995	---	MINERVA KNITWEAR (CR)	0.492	-4.47 E	0.515	04/06/2024	0.492	0.492	0.492	0.492	0.492	200@0.492	1000@0.515	---	---	100	1	49.20	3,050.40	0.486	0.98	40204020
5,939,268	0.620	---	---	---	10/07/2003	03/01/2002	---	LANAKAM SA (CR)	0.985	---	0.985	04/06/2024	---	---	---	---	---	400@0.890	1100@1.00	---	---	---	---	---	5,850.18	0.9	1.18	40401020
9,819,370	0.500	---	---	---	14/08/2007	09/01/2004	---	MATHIOS REFRACTORY SA (CR)	0.926	---	0.926	04/06/2024	---	---	---	---	---	225@0.836	90@0.924	---	---	---	---	---	9,092.74	0.82	1.3	55101000
30,150,000	0.360	0.0401	0.0908	0.122	28/05/2024	25/04/2019	---	MOTODYNAMICS S.A. (CR)	2.9	0.69 P	2.88	04/06/2024	2.92	2.83	2.94	2.9	2.874	100@2.89	5555@2.90	---	---	6,101	34	17,534.89	87,435.00	2.83	3.34	40401030
43,200,000	1.00	0.0824	---	---	07/09/2022	13/09/2023	---	MPL KEDROS (CR)	3.38	---	3.38	04/06/2024	3.38	3.34	3.38	3.38	3.362	100@3.37	105@3.40	---	---	6,525	26	21,939.25	146,016.00	3.2	3.4	35102000
8,321,682	0.670	---	---	---	17/08/2007	23/11/1999	---	N. LEVENTERIS (CR)	0.31	---	0.31	04/06/2024	---	---	---	---	---	300@0.286	3485@0.310	---	2023	---	---	---	3,266.77	0.27	0.4	55102010
2,160,524	0.670	---	---	---	03/12/2018	23/11/1999	---	N. LEVENTERIS (PR)	0.318	0.63 P	0.316	04/06/2024	0.404	0.3	0.404	0.3	0.317	300@0.294	4000@0.358	---	2023	3,000	5	952.00	3,266.77	0.26	0.41	55102010
10,080,000	3.00	1.5	1.45	1.3	14/05/2024	27/08/2001	---	TPA SA (CR)	21.5	---	21.5	04/06/2024	21.5	21.5	21.5	21.5	21.5	16@21.40	100@21.70	---	---	35	2	752.50	216,720.00	21	23.5	50206060
25,000,000	2.00	0.628	1.04	---	07/08/2023	08/08/2003	---	P.P.A. S.A. (CR)	25.85	1.97 P	25.35	04/06/2024	25.45	25.25	26.15	25.85	25.735	100@25.50	352@25.85	9.67	2023	6,261	103	161,128.90	646,250.00	23	28.8	50206060
4,971,466	1.46	---	---	---	04/07/2007	08/10/2003	---	PAIRIS SA (CR)	1.115	1.36 P	1.1	04/06/2024	1.115	1.115	1.115	1.115	1.12	100@1.04	400@1.10	---	---	1	1	1.12	5,543.18	1.04	1.71	50203030
27,098,594	0.540	0.05	0.0401	0.0702	19/04/2024	14/01/2021	---	PAPOUTSANIS (CR)	2.48	2.91 P	2.41	04/06/2024	2.43	2.34	2.48	2.48	2.38	2000@2.38	233@2.48	16.47	2023	5,395	63	12,841.83	67,204.51	2.2	2.73	45201020
7,070,400	0.930	0.3242	0.2593	0.8645	15/04/2024	06/05/2016	---	PETROPOULOS PETROS (CR)	8.5	-0.23 E	8.52	04/06/2024	8.5	8.38	8.5	8.5	8.459	130@8.40	44@8.50	---	---	4,473	32	37,836.56	60,098.40	8.22	10.65	50206015
43,741,452	0.660	0.2723	0.2629	0.2388	03/06/2024	01/11/1999	---	THRACE PLASTICS SA (CR)	3.965	-0.38 E	3.98	04/06/2024	3.985	3.94	4.02	3.965	3.968	90@3.94	963@3.97	---	---	33,092	148	131,305.87	173,434.86	3.8	4.595	50203015
21,912,599	0.300	---	0.048	0.0485	20/05/2024	23/02/2007	---	REVOIL (CR)	1.7	-0.29 E	1.705	04/06/2024	1.725	1.68	1.725	1.7	1.695	100@1.69	2000@1.70	---	---	17,145	52	29,066.60	37,251.42	1.49	1.94	60101020
13,582,223	1.35	---	---	---	24/06/2008	02/02/2016	---	SIDMA STEEL (CR)	1.875	1.35 P	1.85	04/06/2024	1.87	1.87	1.895	1.875	1.874	100@1.83	470@1.85	---	---	500	6	936.96	25,466.67	1.82	2.4	55102010
40,693,350	5.00	---	---	---	03/07/2006	26/05/2015	---	TECHNICAL OLYMPIC SA (CR)	2.56	---	2.56	04/06/2024	2.55	2.53	2.57	2.56	2.548	50@2.55	868@2.56	---	---	11,898	101	30,319.88	104,174.98	2.49	3.05	40202010
3,048,000	0.300	---	---	---	06/07/2007	01/06/2021	---	TZIRAKIAN PROFIL (CR)	1.495	---	1.495	04/06/2024	1.46	1.445	1.495	1.495	1.471	250@1.45	400@1.50	---	2023	2,499	30	3,676.65	4,556.76	1.445	1.925	55102010
8,340,750	1.16	---	---	---	25/06/2009	17/09/2018	---	HAIDEMENOS SA (CR)	0.65	---	0.65	04/06/2024	---	---	---	---	---	832@0.585	29@0.650	---	2023	---	---	---	5,421.49	0.555	0.92	50205030

Main Market - Low Liquidity Class

50,014,177	0.050	---	---	---	04/06/2008	27/03/2023	---	ATTICA BANK S.A. (CR)	11.3	---	11.3	04/06/2024	---	---	---	---	---	100@11.10	90@11.25	---	---	---	---	---	565,160.20	10.7	12	30101010
175,797,803																												

Daily Official List

Year: 145 Trading Day No: 104

Section 2: Analytic Figures of Shares Transactions

Wednesday, 5 June, 2024

Number of Outstanding Securities	Nominal Value	Dividends [1]			Date of Last Coupon		Note	Shares	Closing price	% change	Previous closing price/date	Open price	Price min	Price max	Last price	Avg price	Last Bid [7]	Last Ask [7]	P/E after tax	Year	Volume	Trades	Transactions Value[8]	Company Mkt Value (thou. €)	Year low	Year high	Sector[4]				
2021	2022	2023	Dividend [2]	Right																											
11,869,224	0.540	0.136	0.15	---	03/07/2023	30/08/2019	---	FLEXOPACK SA (CR)	7.7	-4.94	€	8.1	04/06/2024	7.75	7.7	7.75	7.7	7.721	780@7.80	400@8.05	---	---	118	2	911.10	91,393.02	7.55	8.65	50203030		
468,700		3.42	4.06	---	22/12/2023	21/05/2004	---	MERMEREN KOMB. A.D. PR. (GDR)	47	---	↘	47	04/06/2024	---	---	---	---	30@43.40	1@47.80	1.61	2023	---	---	---	---	22,028.90	42.2	50	55102000		
57,434,884	1.17	---	---	---	05/06/2008	12/06/2009	---	REDS S.A. (CR)	2.7	---	↘	2.7	04/06/2024	---	---	---	---	800000@2.70	2083@2.96	---	---	---	---	---	---	155,074.19	2.25	2.74	35101010		
244,669,638	0.500	0.02	0.03	---	23/06/2023	28/12/2023	---	TRASTOR REAL EST. INV. CO.(CR)	1.11	---	↘	1.11	04/06/2024	1.12	1.12	1.12	1.12	100@1.13	482@1.20	---	---	---	---	270	1	302.40	271,583.30	1.1	1.42	35102000	
15,300,000	0.300	---	---	---	30/07/2009	13/12/1999	---	ATTICA PUBLICATIONS SA (CR)	0.418	---	↘	0.418	04/06/2024	---	---	---	---	1111@0.380	1969@0.418	---	---	---	---	---	---	6,395.40	0.292	0.452	40301030		
15,000,000	0.300	---	---	---	06/07/2007	18/07/2000	---	DAIOS PLASTICS SA (CR)	3.68	---	↘	3.68	04/06/2024	---	---	---	---	90@3.34	50@3.66	---	---	---	---	---	---	55,200.00	3.18	4.18	50203015		
3,307,500	0.210	---	0.4	---	13/10/2023	30/11/2022	---	ELVE SA (CR)	5.25	---	↘	5.25	04/06/2024	5.05	5.05	5.1	5.05	5.065	39@5.05	34@5.20	9.80	2023	145	4	734.45	17,364.38	4.7	5.45	40204020		
86,735,980	0.310	---	---	---	06/07/2009	07/09/2023	---	ATHENS MEDICAL CENTER SA (CR)	1.58	0.64	P	1.57	04/06/2024	1.59	1.57	1.635	1.58	1.584	200@1.57	193@1.58	---	---	---	---	974	19	1,543.08	137,042.85	1.56	2.03	20101025
2,760,000	11.83	11	11.8	12.4	03/06/2024	16/07/1990	---	KARELIA (CR)	340	3.03	P	330	04/06/2024	330	330	340	340	339.182	2@330.00	152@340.00	---	---	---	---	66	11	22,386.00	938,400.00	324	350	45103010
6,700,000	0.800	0.047	0.047	---	23/08/2023	29/05/2014	---	MILLS KEPENOS (CR)	2	---	↘	2	04/06/2024	---	---	---	---	213@1.80	45@2.00	21.47	2023	---	---	---	---	13,400.00	1.73	2.26	45102020		
18,017,472	0.360	---	---	---	09/09/2022	28/08/2017	---	KTIMA KOSTAS LAZARIDIS SA (CR)	1.83	---	↘	1.83	04/06/2024	1.8	1.8	1.8	1.8	250@1.76	1990@1.80	---	---	---	---	10	1	18.00	32,971.97	1.64	1.9	45101015	
21,364,000	1.12	---	0.4	---	21/08/2023	08/03/2023	---	LAMPASA HOTEL SA (CR)	36.8	---	↘	36.8	04/06/2024	36.6	36.6	36.6	36.6	36.6	50@36.60	50@38.00	---	---	---	---	25	1	915.00	786,195.20	28.4	39.8	40501025
32,188,050	1.04	---	---	---	21/07/2008	20/01/2000	---	MOUZAKIS (CR)	0.7	---	↘	0.7	04/06/2024	---	---	---	---	175@0.700	41@0.720	---	---	---	---	---	---	22,531.64	0.67	0.92	55101020		
6,340,000	0.600	0.17	0.1	0.2	11/12/2023	11/01/2024	---	NAKAS MUSIC	2.82	---	↘	2.82	04/06/2024	---	---	---	---	150@2.70	168@3.00	---	---	---	---	---	---	17,878.80	2.54	3.16	40401030		
27,379,200	0.980	---	0.45	---	01/08/2023	29/08/2022	---	CRETE PLASTICS SA (CR)	15.7	---	↘	15.7	04/06/2024	15.7	15.7	15.7	15.7	500@15.10	169@15.70	---	---	---	---	259	2	4,066.30	429,853.44	14.4	16.4	50203015	
255,494,534	2.71	0.279	0.255	0.11	11/12/2023	30/09/2021	---	PRODEA (CR)	7.8	---	↘	7.8	04/06/2024	---	---	---	---	700@7.80	78@8.00	---	---	---	---	---	---	1,992,857.37	7	8	35102000		
4,181,450	0.500	---	---	---	21/08/2000	05/03/2002	---	FLOUR MILLS SARANTOPOULOS SA	1.07	---	↘	1.07	04/06/2024	---	---	---	---	---	1000@1.17	---	---	---	---	---	---	---	4,474.15	0.965	1.12	45102020	

Exchange Traded Funds (ETFs)

934,675	---	---	---	---	15/06/2016	---	ALPHA ETF FTSE Athex Large Cap	35.5	1.57	P	34.95	04/06/2024	35.2	34.9	35.5	35.5	35.015	1@35.42	100@38.00	---	---	2,859	38	100,107.28	---	31.58	38	12003
---------	-----	-----	-----	-----	------------	-----	--------------------------------	------	------	---	-------	------------	------	------	------	------	--------	---------	-----------	-----	-----	-------	----	------------	-----	-------	----	-------

Surveillance

89,078,604	0.040	---	---	---	07/07/2010	16/01/2024	5160	FRIGOGLOSS SA (CR)	0.23	-3.36	€	0.238	04/06/2024	0.23	0.23	0.23	0.23	0.23	3101@0.232	2500@0.236	---	2023	21,666	21	4,983.18	20,488.08	0.23	0.44	50204000			
65,326,268	0.530	---	---	---	04/07/2007	19/07/2006	4750	SATO SA (CR)	0.034	---	↘	0.034	04/06/2024	0.034	0.034	0.034	0.034	0.034	11000@0.031	5993@0.034	---	---	---	---	10,000	4	340.00	2,221.09	0.027	0.067	40202015	
13,191,620	0.620	---	---	---	04/08/2010	09/09/2002	5232	YALCO - CONSTANTINOU (CR)	0.162	---	↘	0.162	04/06/2024	---	---	---	---	---	---	1500@0.160	---	---	---	---	---	---	---	2,137.04	0.146	0.208	40202020	
17,579,754	4.16	---	---	---	18/08/2006	02/08/2010	---	BIOTER SA (CR)	0.278	---	↘	0.278	04/06/2024	0.278	0.278	0.278	0.278	0.278	---	1509@0.276	---	---	---	---	---	---	---	2,641.00	4,887.17	0.2	0.436	50101010
54,654,600	0.050	---	---	---	01/07/1998	30/12/2022	5275	VIS SA (CR)	0.153	---	↘	0.153	04/06/2024	---	---	---	---	---	450@0.153	---	---	2023	---	---	---	---	---	8,362.15	0.15	0.288	50203030	
51,754,364	0.300	---	---	---	23/12/2003	24/01/2007	5197	SELECTED TEXT. IND. ASSOC (CR)	0.14	---	↘	0.14	04/06/2024	---	---	---	---	---	---	5177@0.140	---	---	---	---	---	---	---	7,245.61	0.108	0.164	55101020	
15,842,391	1.51	---	---	---	15/07/2009	12/05/2000	5141	BITROS HOLDING SA (CR)	0.64	---	↘	0.64	04/06/2024	---	---	---	---	---	600@0.580	1500@0.660	---	---	---	---	---	---	10,139.13	0.41	0.755	55102010		
24,319,250	0.300	---	---	---	09/07/2002	04/07/2007	5165	PROODEFTIKH SA (CR)	0.252	---	↘	0.252	04/06/2024	0.252	0.25	0.252	0.25	0.251	2000@0.240	500@0.250	---	---	---	---	4,500	4	1,130.00	6,128.45	0.25	0.4	50101010	
28,438,268	0.070	---	---	---	21/08/2006	24/11/1999	5253	SPIROY AGRICULTURE SA (CR)	0.155	---	↘	0.155	04/06/2024	---	---	---	---	---	8490@0.140	11312@0.170	---	---	---	---	---	---	---	4,407.93	0.14	0.252	45102010	
1,011,000	1.00	---	---	---	01/07/2004	11/12/2012	5193	TRIA ALFA SA (CR)	5.9	---	↘	5.9	04/06/2024	---	---	---	---	---	---	7@5.90	---	2023	---	---	---	---	---	5,964.90	5.35	8.95	55101020	

Suspension Status

12,417,000	0.310	---	---	---	27/08/2019	28/08/2017	5233	MLS MULTIMEDIA SA (CR)	0.57	---	↘	0.57	12/05/2020	---	---	---	---	---	---	---	---	---	---	---	---	---	---	7,077.69	0.57	0.57	10101015
6,330,002	0.300	---	---	---	25/06/2002	15/03/2019	5278	VARVARESSOS (CR)	0.24	---	↘	0.24	02/05/2023	---	---	---	---	---	---	---	---	---	---	---	---	---	---	1,519.20	0.24	0.24	55101020
3,961,300	1.28	---	---	---	29/06/2004	03/08/2000	5248	DUROS SA (CR)	0.25	---	↘	0.25	24/04/2023	---	---	---	---	---	---	---	---	---	---	---	---	---	---	990.33	0.25	0.25	40204020
7,125,216	0.650	---	---	---	01/07/2005	14/12/1999	4955	KRE.KA SA (CR)	0.28	---	↘	0.28	06/04/2023	---	---	---	---	---	---	---	---	---	---	---	---	---	---	1,995.06	0.28	0.28	45102010
7,734,375	1.00	---	---	---	09/07/2007	07/01/2011	5277	LIVANIS SA (CR)	0.125	---	↘	0.125	28/04/2023	---	---	---	---	---	---	---	---	---	---	---	---	---	---	966.80	0.125	0.125	40301030
10,203,575	0.730	---	---	---	16/07/2007	18/10/1999	---	FIERATEX SA (CR)	0.359	---	↘	0.359	30/04/2024	---	---	---	---	---	---	---	---	---	---	---	---	---	---	3,663.08	0.335	0.538	55101020

Shares' Notes

Code	Note text
()	- Adjusted dividends.
*	- Last adjusted closing price.
[1]	- Net dividends.
[2]	- The "Date of Last Coupon" for New listings refers to the date company's stocks started to trade in Athex
[3]	- The Company Market Value is referred to the number of outstanding shares
[4]	- Sectors codification can be found in Appendix A
[5]	- The Market Value refers to the total number of shares listed (including their several classes) in the exchange by the company.
[6]	- P/E greater than 100
[7]	- Last view of the Order Book before the end of the trading session
[8]	- All Blocks Methods' Transactions Value are included.
4750	- Transfer to the Under Surveillance Category from 8/4/2011.
4955	- Transfer to the Surveillance Category as from 5/4/2013.
5093	- Transfer to the Surveillance Category as of 8/4/2015.
5141	- Transfer to the Surveillance Category as of 10/05/2017.
5160	- Transfer to the Surveillance Category as of 15/04/2016.
5165	- Transfer to the Surveillance Category as of 15/02/2018.
5193	- Transfer to the Surveillance Category as of 25/10/2018.
5197	- Transfer to the Surveillance Category as of 07/11/2018.
5232	- Transfer to the Under Surveillance Category from 08/04/2011.
5233	- Suspension of trading as of 13/05/2020.
5248	- Transfer to the Surveillance Category as of 06/09/20116.
5253	- Transfer to the Surveillance Category as of 14/5/2021.
5275	- Transfer to the Surveillance Category as of 09/07/2020.
5277	- Suspension of trading as of 02/05/2023.
5278	- Suspension of trading as of 03/05/2023.

Securities Blocks Details

Securities	Block Volume	Price	Block Trade Value	Time of approval	Note
MYTILINEOS (CR)	39,939	36.64	1,463,364.96	11:06:07	20
EUROBANK HOLDINGS (CR)	400,000	2.03	812,000.00	11:06:25	20
MOTOR OIL (CR)	9,697	26.10	253,091.70	11:10:31	20
NATIONAL BANK (CR)	64,303	7.87	506,321.82	11:19:29	20
PIRAEUS FINANCIAL HOLD (CR)	100,000	3.61	361,000.00	12:29:46	20
OTE (CR)	50,000	13.61	680,500.00	12:40:17	20
INTRAKAT (CR)	77,437	5.19	402,107.11	13:28:59	14
MYTILINEOS (CR)	15,000	36.60	549,000.00	13:50:35	20
NATIONAL BANK (CR)	200,000	7.86	1,572,000.00	14:42:33	20
NATIONAL BANK (CR)	81,160	7.86	637,917.60	14:44:30	20
EUROBANK HOLDINGS (CR)	276,000	2.02	556,416.00	14:51:05	20
PPC (CR)	33,000	11.24	370,920.00	15:02:40	20
NATIONAL BANK (CR)	49,559	7.92	392,309.04	15:07:40	20
PIRAEUS FINANCIAL HOLD (CR)	100,000	3.65	365,300.00	15:21:49	20
NATIONAL BANK (CR)	100,000	7.93	793,000.00	15:29:35	20
PPC (CR)	80,000	11.21	896,400.00	16:28:25	20
PIRAEUS FINANCIAL HOLD (CR)	366,229	3.68	1,347,722.72	16:59:00	20

Blocks Notes

9 - Method 6-1 / Special Fees

10 - Method 6-1 / Special Fees, SDS

14 - Method 6-3 / Settlement, Incomplete Buy and Sell

18 - Method 6-2 / SPOT 1

19 - Method 6-2 / SPOT 2

20 - Method 6-1 and Method 6-1 Same Day Settlement

21 - Other Pre-agreed

Shares Rights Details

Occured date	Exercise from	Exercise until	Trading until	Rights	Price min	Price max	Closing price	Last Bid	Last Ask	Volume	Trades	Transactions Value
--------------	---------------	----------------	---------------	--------	-----------	-----------	---------------	----------	----------	--------	--------	--------------------

No Rights Transactions.

Forced Sales Details

Securities	Category of Security	Transactions Volume	Number of Trades	Transactions Value	Note
------------	----------------------	------------------------	---------------------	-----------------------	------

No Forced Transactions.

Forced Sales Notes

- 1 - Compulsory Public Forced Sales
- 2 - Forced Sales of Fixed Registered Shares
- 3 - Forced Sales of Remaining Fractional Shares

Exchange Traded Funds (ETFs) Characteristics

	Transactions Date (T)	Creation / Redemption	Units (T-1)	New Units (T-1)	Redemption Units (T-1)	Units (T) [1]	Fund Assets [2]	Net Unit Price	Dividend per Unit	Dividend Date
ALPHA ETF FTSE Athex Large Cap	05/06/2024	5,000	934,675	---	---	934,675	32,612,980.00	34.8923	0.62	03/07/2023

ETFs Notes

[1] - Units (T) = Units (T-1) + New Units (T-1) - Redemption Units (T-1)

[2] - The Creation / Redemption Units of T-1 are included.

Non Convertible Corporate Bonds - Regulated Market

Num Listed Bonds	Nominal price	Issue price	Today's Rate	Exp. Date	Duration (years)	Note	Coupon		Trading Unit	Corporate Bonds	Accrued Int.	Yield.T.Mat	Price min	Price max	Closing price	Previous closing price/date	Volume	Transactions Value	Last order		Date	ear min	Year max	
							Common	Preferred											Price	Buy / Sell				
130,000	1,000.00	1,000.00	6.00	27/02/2029	5	---	1	---	1	INTRALOT S.A. (Non Convertible)	16.8333	5.6870	100.5000	101.3000	100.8254	100.5670	04/06/2024	76,000	77,906.63	100.5500	B	35/06/2024	100.0050	101.9000
320,000	1,000.00	1,000.00	3.40	21/07/2027	7	---	8	---	1	LAMDA DEVELOPMENT S.A. (Non Convertible)	12.9389	4.4570	95.4000	95.4999	95.4096	94.7300	04/06/2024	52,000	50,285.82	94.5000	B	35/06/2024	92.0000	97.1500
200,000	1,000.00	1,000.00	2.10	27/10/2027	7	---	8	---	1	O.P.A.P. S.A. (Non Convertible)	2.2750	3.7840	93.5000	94.9317	93.9867	94.0180	04/06/2024	43,000	40,403.14	93.5000	B	35/06/2024	90.5800	95.0000
200,000	1,000.00	1,000.00	1.90	23/03/2028	7	---	7	---	1	MOTOR OIL CORINTH REFINERIES SA (Non Convertible)	3.8528	3.9250	92.0000	92.8000	92.4119	92.0600	04/06/2024	42,000	38,974.82	92.0500	B	35/06/2024	90.5000	92.8000
100,000	1,000.00	1,000.00	2.95	11/02/2027	5	---	5	---	1	SAFE BULKERS PARTICIPATIONS PLC (Non Convertible)	9.5056	5.1770	---	---	---	93.8250	04/06/2024	---	---	93.7500	B	35/06/2024	93.3364	97.0000
230,000	1,000.00	1,000.00	4.70	12/07/2029	7	---	4	---	1	LAMDA DEVELOPMENT S.A. (Non convertible)	19.1917	4.4460	99.3001	99.9000	99.3724	99.3240	04/06/2024	67,000	67,865.37	99.4000	B	35/06/2024	98.3500	101.2000
100,000	1,000.00	1,000.00	4.40	26/07/2029	7	---	4	---	1	CPLP SHIPPING HOLDINGS PLC (Non Convertible)	16.2556	4.5370	97.5000	98.0000	97.8333	97.8920	03/06/2024	3,000	2,983.77	97.7500	B	35/06/2024	95.0948	100.2438
199,375	1,000.00	1,000.00	3.60	12/03/2026	7	---	11	---	1	AEGEAN AIRLINES S.A. (Non Convertible)	8.7000	3.8180	98.0001	98.8000	98.4093	98.7290	04/06/2024	57,000	56,597.01	97.5200	B	35/06/2024	97.1458	99.3000
150,000	1,000.00	1,000.00	2.60	22/10/2026	7	---	10	---	1	TERNA ENERGY FINANCE S.A. (Non Convertible)	3.3222	4.6460	94.3300	94.3310	94.3303	94.3080	04/06/2024	15,000	14,199.38	94.8000	B	35/06/2024	92.8293	95.8499
500,000	1,000.00	1,000.00	2.75	03/07/2027	7	---	8	---	1	GEK TERNA S.A. (Non Convertible)	11.9167	5.0160	92.3000	92.5000	92.4053	92.4810	04/06/2024	41,000	38,374.74	92.2200	B	35/06/2024	91.5500	94.0000
200,000	1,000.00	1,000.00	4.25	23/01/2029	5	---	1	---	1	AUTOHELLAS S.A. (Non Convertible)	16.0556	4.2670	99.5000	99.8500	99.6685	99.8500	04/06/2024	84,000	85,070.17	99.5000	B	35/06/2024	97.5000	101.0000
175,000	1,000.00	1,000.00	3.40	26/07/2024	5	---	10	---	1	ATTICA HOLDINGS S.A. (Non Convertible)	12.5611	8.0740	99.1000	99.5000	99.1556	99.8400	31/05/2024	19,000	19,112.66	99.0001	B	35/06/2024	98.5000	99.8400
100,000	1,000.00	1,000.00	2.70	25/05/2026	5	---	7	---	1	COSTAMARE PARTICIPATIONS PLC (Non Convertible)	0.8250	4.4600	95.8999	96.3998	96.0925	95.4500	04/06/2024	40,000	38,469.98	96.0500	B	35/06/2024	94.2567	97.0000
300,000	1,000.00	1,000.00	2.30	20/07/2028	7	---	6	---	1	PRODEA REIC S.A. (Non Convertible)	8.7528	4.9030	89.8133	90.0000	89.8200	89.8130	04/06/2024	12,000	10,886.50	89.8200	B	35/06/2024	86.1234	92.3500
150,000	1,000.00	1,000.00	2.65	22/10/2026	5	---	6	---	1	CPLP SHIPPING HOLDINGS PLC (Non Convertible)	3.3861	4.7580	94.5000	94.8000	94.7100	94.2000	04/06/2024	38,000	36,118.47	94.2000	B	35/06/2024	93.0000	95.0000
250,000	1,000.00	1,000.00	2.45	16/11/2028	7	---	6	---	1	ELVALHALCOR S.A. (Non Convertible)	1.4972	4.4290	91.0001	91.9999	91.5000	91.3650	04/06/2024	44,000	40,315.88	90.5002	B	35/06/2024	88.4206	93.3241
120,000	1,000.00	1,000.00	2.65	06/12/2028	7	---	5	---	1	NOVAL PROPERTY REIC (Non Convertible)	---	4.6460	91.0020	91.9999	91.3000	91.2900	04/06/2024	41,000	37,451.49	91.1226	B	35/06/2024	88.5000	93.2000
300,000	1,000.00	1,000.00	2.30	14/12/2028	7	---	5	---	1	GEK TERNA S.A. (Non Convertible)	11.2444	5.2400	88.0000	88.0001	88.0000	88.0800	04/06/2024	8,000	7,129.96	87.5000	B	35/06/2024	85.0000	90.9000

Corporate Bonds Notes

Transactions Volume = (Pieces) * (Nominal Price). Transactions Value = (Pieces) * (Nominal Price) * (price %) + (Accrued interest).

The price of a Bond is stated as a percentage (%) of Bond's Nominal Price.

Nominal Price in Euros (€), except if it is noted differently.

Non Convertible Corporate Bonds - Regulated Market

Num Listed Bonds	Nominal price	Issue price	Today's Rate	Exp. Date	Duration (years)	Note	Coupon		Trading Unit	Corporate Bonds	Accrued Int.	Yield.T.Mat	Price min	Price max	Closing price	Previous closing price/date	Volume	Transactions Value	Last order		ear min	Year max		
							Common	Preferred											Price	Buy / Sell			Date	
100,000	1,000.00	1,000.00	2.80	25/01/2027	5	---	5	---	1	PREMIA S.A. (Non Convertible)	10.4222	4.8590	---	---	---	94.3500	04/06/2024	---	---	93.2110	B	35/06/2024	90.9974	97.8048
500,000	1,000.00	1,000.00	4.00	10/07/2030	7	---	2	---	1	MYTILINEOS S.A. (Non Convertible)	16.5556	3.9130	99.5300	99.7900	99.7173	99.5430	04/06/2024	80,000	81,098.29	99.6400	B	35/06/2024	98.3001	100.6000
120,000	1,000.00	1,000.00	3.95	04/04/2025	7	---	13	---	1	GEK TERNA S.A. (Non Convertible)	7.0222	3.1360	99.6001	100.1000	100.0316	99.5260	03/06/2024	95,000	95,697.11	99.6001	B	35/06/2024	98.6000	100.1000
100,000	1,000.00	1,000.00	5.50	15/12/2028	5	---	1	---	1	IDEAL HOLDINGS S.A. (Non Convertible)	26.7361	4.8230	102.0000	102.1000	102.0667	102.1000	04/06/2024	3,000	3,142.21	102.0000	B	35/06/2024	100.6502	104.1000

Corporate Bonds Notes

Transactions Volume = (Pieces) * (Nominal Price). Transactions Value = (Pieces) * (Nominal Price) * (price %) + (Accrued interest).

The price of a Bond is stated as a percentage (%) of Bond's Nominal Price.

Nominal Price in Euros (€), except if it is noted differently.

Government Bonds

Number Listed Bonds	Nominal price	Today's Rate	Accrued Interest Calc	Exp. Date [1]	Duration (years)	Note	Coupons Date	Curr. coupon value	Trading Unit	Government Bonds	Price min	Price max	Closing price	Previous closing price/date	Volume	Transactions Value	Price	Last order Buy / Sell	Date
3,000,000	1,000.00	4.13	Actual/Actual	15/06/2054	30	---	15/06	4.13	1	GGB-FXD-150654-30Y-4.125-1.000	---	---	---	---	---	---	---	---	---
4,700,000	1,000.00	1.88	Actual/Actual	04/02/2035	15	---	04/02	1.88	1	GGB-FXD-040235-15Y-1.875-1.000	---	---	---	---	---	---	---	---	---
6,000,000	1,000.00	0.75	Actual/Actual	18/06/2031	10	---	18/06	0.75	1	GGB-FXD-180631-10Y-0.750-1.000	---	---	---	---	---	---	---	---	---
3,600,000	1,000.00	3.88	Actual/Actual	15/06/2028	5	---	15/06	3.88	1	GGB-FXD-150628-05Y-3.875-1.000	---	---	---	---	---	---	---	---	---
5,962,747,327	1.00	3.75	Actual/Actual	30/01/2028	10	---	/02 - 01/02 - 31/	3.75	1	GGB-FXD-300128-10Y-3.750-1.000	---	---	---	85.4610 13/07/2018	---	---	1.0000	B	28/11/2018
7,067,309,386	1.00	3.90	Actual/Actual	30/01/2033	15	---	/02 - 01/02 - 31/	3.90	1	GGB-FXD-300133-15Y-3.900-1.000	---	---	---	78.6730 13/07/2018	---	---	1.0000	B	28/11/2018
5,622,848,349	1.00	4.00	Actual/Actual	30/01/2037	19	---	/02 - 01/02 - 31/	4.00	1	GGB-FXD-300137-19Y-4.000-1.000	---	---	---	77.0370 13/07/2018	---	---	1.0000	B	28/11/2018
5,476,770,669	1.00	4.20	Actual/Actual	30/01/2042	24	---	/02 - 01/02 - 31/	4.20	1	GGB-FXD-300142-24Y-4.200-1.000	---	---	---	77.7640 13/07/2018	---	---	1.0000	B	28/11/2018
4,250,000	1,000.00	3.38	Actual/Actual	15/06/2034	10	---	15/06	3.38	1	GGB-FXD-150634-10Y-3.375-1.000	---	---	---	---	---	---	---	---	---
40,248,141	1.00	4.30	Actual/Actual	24/02/2025	13	---	24/02	4.30	1	GGB-FXD-240225-13Y-2.000-1.000	---	---	---	10.0000 22/06/2015	---	---	---	---	---
59,586,043	1.00	4.30	Actual/Actual	24/02/2026	14	---	24/02	4.30	1	GGB-FXD-240226-14Y-2.000-1.000	---	---	---	10.0000 22/06/2015	---	---	---	---	---
41,118,344	1.00	4.30	Actual/Actual	24/02/2027	15	---	24/02	4.30	1	GGB-FXD-240227-15Y-2.000-1.000	---	---	---	10.0000 22/06/2015	---	---	---	---	---
45,137,734	1.00	4.30	Actual/Actual	24/02/2028	16	---	24/02	4.30	1	GGB-FXD-240228-16Y-2.000-1.000	---	---	---	10.0000 22/06/2015	---	---	---	---	---
61,768,888	1.00	4.30	Actual/Actual	24/02/2029	17	---	24/02	4.30	1	GGB-FXD-240229-17Y-2.000-1.000	---	---	---	10.0000 22/06/2015	---	---	---	---	---
54,567,744	1.00	4.30	Actual/Actual	24/02/2030	18	---	24/02	4.30	1	GGB-FXD-240230-18Y-2.000-1.000	---	---	---	10.0000 22/06/2015	---	---	---	---	---
37,541,515	1.00	4.30	Actual/Actual	24/02/2031	19	---	24/02	4.30	1	GGB-FXD-240231-19Y-2.000-1.000	---	---	---	10.0000 22/06/2015	---	---	---	---	---
37,558,317	1.00	4.30	Actual/Actual	24/02/2032	20	---	24/02	4.30	1	GGB-FXD-240232-20Y-2.000-1.000	---	---	---	10.0000 22/06/2015	---	---	---	---	---
37,473,732	1.00	4.30	Actual/Actual	24/02/2033	21	---	24/02	4.30	1	GGB-FXD-240233-21Y-2.000-1.000	---	---	---	10.0000 22/06/2015	---	---	---	---	---
33,888,293	1.00	4.30	Actual/Actual	24/02/2034	22	---	24/02	4.30	1	GGB-FXD-240234-22Y-2.000-1.000	---	---	---	10.0000 22/06/2015	---	---	---	---	---
35,177,800	1.00	4.30	Actual/Actual	24/02/2035	23	---	24/02	4.30	1	GGB-FXD-240235-23Y-2.000-1.000	---	---	---	10.0000 22/06/2015	---	---	---	---	---
35,547,268	1.00	4.30	Actual/Actual	24/02/2036	24	---	24/02	4.30	1	GGB-FXD-240236-24Y-2.000-1.000	---	---	---	10.0000 22/06/2015	---	---	---	---	---
40,246,306	1.00	4.30	Actual/Actual	24/02/2037	25	---	24/02	4.30	1	GGB-FXD-240237-25Y-2.000-1.000	---	---	---	10.0000 22/06/2015	---	---	---	---	---
37,643,952	1.00	4.30	Actual/Actual	24/02/2038	26	---	24/02	4.30	1	GGB-FXD-240238-26Y-2.000-1.000	---	---	---	10.0000 22/06/2015	---	---	---	---	---
36,977,100	1.00	4.30	Actual/Actual	24/02/2039	27	---	24/02	4.30	1	GGB-FXD-240239-27Y-2.000-1.000	---	---	---	10.0000 22/06/2015	---	---	---	---	---
41,615,000	1.00	4.30	Actual/Actual	24/02/2040	28	---	24/02	4.30	1	GGB-FXD-240240-28Y-2.000-1.000	---	---	---	10.0000 22/06/2015	---	---	---	---	---
42,227,208	1.00	4.30	Actual/Actual	24/02/2041	29	---	24/02	4.30	1	GGB-FXD-240241-29Y-2.000-1.000	---	---	---	10.0000 22/06/2015	---	---	---	---	---
68,288,487	1.00	4.30	Actual/Actual	24/02/2042	30	---	24/02	4.30	1	GGB-FXD-240242-30Y-2.000-1.000	---	---	---	10.0000 22/06/2015	---	---	---	---	---
4,000,000	1,000.00	3.88	Actual/Actual	12/03/2029	10	---	12/03	3.88	1	GGB-FXD-120329-10Y-3.875-1.000	---	---	---	---	---	---	100.0000	B	15/10/2019
4,500,000	1,000.00	0.00	Actual/Actual	12/02/2026	5	---	12/02	0.00	1	GGB-FXD-120226-05Y-3.000-1.000	---	---	---	---	---	---	---	---	---
2,209,163	1,000.00	3.38	Actual/Actual	15/02/2025	7	---	15/02	3.38	1	GGB-FXD-150225-07Y-3.375-1.000	---	---	---	---	---	---	---	---	---
964,000	1,000.00	3.25	Actual/Actual	20/03/2025	6	---	20/03	3.25	1	GGB-FXD-200325-06Y-3.250-1.000	---	---	---	---	---	---	---	---	---
2,100,000	1,000.00	3.55	Actual/Actual	20/03/2026	7	---	20/03	3.55	1	GGB-FXD-200326-07Y-3.550-1.000	---	---	---	---	---	---	---	---	---
5,500,000	1,000.00	1.50	Actual/Actual	18/06/2030	10	---	18/06	1.50	1	GGB-FXD-180630-10Y-1.500-1.000	---	---	---	---	---	---	---	---	---
3,500,000	1,000.00	4.38	Actual/Actual	18/07/2038	15	---	18/07	4.38	1	GGB-FXD-180738-15Y-4.375-1.000	---	---	---	---	---	---	---	---	---

Government Bonds Notes

Transactions Volume = (Pieces) * (Nominal Price). Transactions Value = (Pieces) * (Nominal Price) * (price %) + (Accrued interest).

The Value of current coupon for the issues with NV 0.01 euro refers to NV 100 euros

FLR: Floating Interest Rate.

[1] - The Expiration Date of the interest bearing period and the Date for coupon payment.

Government Bonds

Number Listed Bonds	Nominal price	Today's Rate	Accrued Interest Calc	Exp. Date [1]	Duration (years)	Note	Coupons Date	Curr. coupon value	Trading Unit	Government Bonds	Price min	Price max	Closing price	Previous closing price/date	Volume	Transactions Value	Price	Last order Buy / Sell	Date
40,000	1,000.00	4.67	FLR	Actual/360	18/09/2024	1	---	18/09 - 19/03	---	1	GGB-FLT-180924-01Y-4.670-1.000	---	---	---	---	---	---	---	---
5,364,250	1,000.00	3.25		Actual/Actual	20/03/2050	30	---	20/03	3.25	1	GGB-FXD-200350-30Y-3.250-1.000	---	---	---	---	---	---	---	---
3,924,361	1,000.00	2.00		Actual/Actual	22/04/2027	7	---	22/04	2.00	1	GGB-FXD-220427-07Y-2.000-1.000	---	---	---	---	---	99.9000	B	22/04/2020
2,500,000	1,000.00	1.88		Actual/Actual	23/07/2026	7	---	23/07	1.88	1	GGB-FXD-230726-07Y-1.875-1.000	---	---	---	---	---	---	---	---
4,900,000	1,000.00	4.25		Actual/Actual	15/06/2033	10	---	15/06	4.25	1	GGB-FXD-150633-10Y-4.250-1.000	---	---	---	---	---	---	---	---
3,500,000	1,000.00	1.88		Actual/Actual	24/01/2052	30	---	24/01	1.88	1	GGB-FXD-240152-30Y-1.875-1.000	---	---	---	---	---	---	---	---
3,700,000	1,000.00	1.75		Actual/Actual	18/06/2032	10	---	18/06	1.75	1	GGB-FXD-180632-10Y-1.750-1.000	---	---	---	---	---	---	---	---
2,200,000	1,000.00	1.13	FLR	Actual/360	15/12/2027	5	---	- 15/12 - 15/03 -	---	1	GGB-FLT-151227-05Y-1.130-1.000	---	---	---	---	---	102.1600	B	30/12/2022

Government Bonds Notes

Transactions Volume = (Pieces) * (Nominal Price). Transactions Value = (Pieces) * (Nominal Price) * (price %) + (Accrued interest).

The Value of current coupon for the issues with NV 0.01 euro refers to NV 100 euros

FLR: Floating Interest Rate.

[1] - The Expiration Date of the interest bearing period and the Date for coupon payment.

Treasury Bills & Zero Coupon Government Bonds

Issue Date	13-Week Maturity									26-Week Maturity									52-Week Maturity								
	Exp. Date	Initial Rate	Num Listed Bonds	Nominal price	Issue price	Last Trade Price	Last Trade Date	Volume Traded	Note	Exp. Date	Initial Rate	Num Listed Bonds	Nominal price	Issue price	Last Trade Price	Last Trade Date	Volume Traded	Note	Exp. Date	Initial Rate	Num Listed Bonds	Nominal price	Issue price	Last Trade Price	Last Trade Date	Volume Traded	Note
09/06/2023	---	---	---	---	---	---	---	---	---	---	---	---	---	---	---	---	---	---	07/06/2024	3.84	1,600,000	1,000.00	962.60	---	---	---	---
08/09/2023	---	---	---	---	---	---	---	---	---	---	---	---	---	---	---	---	---	---	06/09/2024	3.81	812,500	1,000.00	962.90	---	---	---	---
08/12/2023	---	---	---	---	---	---	---	---	---	---	---	---	---	---	---	---	---	---	06/12/2024	3.70	600,000	1,000.00	963.90	---	---	---	---
08/03/2024	---	---	---	---	---	---	---	---	---	---	---	---	---	---	---	---	---	---	07/03/2025	3.73	812,500	1,000.00	963.70	---	---	---	---

Bonds in Circulation	Currency / Min nominal traded Value	Coupons Payment Date	Current Coupon Value	Note	Coupon	Trading Unit	Issue Date	Duration (years)	Today's Interest	A.I.C in days	Bonds	Last price of previous days		Last Outcry in Cash (euro)		Trades in Pieces	Life min	Life Max	
												Price	Buy / Sell	Price	Buy / Sell				
Corporate Bonds in Foreign Currency and Euro																			
103,746	GBP / 10	01/12	0.25	---	65	1	01/12/1930	98	2.5	360	National Mortgage Bank	2.27	05/02/1996	2.27	S	05/02/1996	---	2.27	2.27
0	GBP / 10	01/12	0.25	---	67	1	01/12/1928	100	2.5	360	National Mortgage Bank	---	---	---	---	---	---	---	---

Government Bonds Notes

A.I.C: Accrued Interest Calculation base.

FLR: Floating Interest Rate.

The minimum tradeable Nominal Value for all Demeterialised Government Titles is 100 Euros.

(μτφρ-0)

Athex & ATHEXClear Members List

Member Name				Stock Market			Derivatives Market		ATHEXClear Member	
	Address	Phone	Fax	Market Member	Remote Member	Market Maker	Proprietary	Market Maker	General Clearing	Direct Clearing
A. SARRIS SECURITIES S.A.				a						
6, ΔΡΑΓΑΤΣΑΝΙΟΥ 6 ΑΘΗΝΑ	2103367700									
ΑΕΟΝIC SECURITIES C.I.F. P.L.C.				a						
, ΛΑΪΟΥ 6, ΓΡ. 301B, ANNA COURT	35725337600									
ALPHA BANK S.A.									a	
, ΣΤΑΔΙΟΥ 40 ΑΘΗΝΑ	2103260000									
ALPHA FINANCE INVESTMENT SERVICES SINGLE MEMBER SA				a		a	a	a		a
5, ΠΑΝΕΠΙΣΤΗΜΙΟΥ 45 ΑΘΗΝΑ	2103677400									
ARGUS STOCKBROKERS LTD				a	a		a			
25, 25 ΛΕΩΦΟΡΟΣ ΔΗΜΟΣΘΕΝΗ ΣΕΒΕΡΗ	0035722717000									
ATHLOS CAPITAL INVESTMENT SERVICES LTD					a					
, 17 STASINOU AVENUE, BEDIZIA TOWER, 6TH & 7TH FL.	35722110777									
ATLANTIC SECURITIES LTD				a	a					
37, ΠΡΟΔΡΟΜΟΥ 37	0035722445400									
AXON SECURITIES S.A.				a			a			
48, ΣΤΑΔΙΟΥ 48 ΑΘΗΝΑ	2103363800									
BETA SECURITIES S.A.				a		a	a			a
29, ΑΛΕΞΑΝΔΡΑΣ 29 ΑΘΗΝΑ	210 6478900									
BNP PARIBAS S.A.									a	
, ΛΑΜΨΑΚΟΥ 2 ΑΘΗΝΑ	2107468525									
BOFA SECURITIES EUROPE SA				a	a					
, 51 RUE LA BOÉTIE	+33 153655555									
CAPITAL SECURITIES S.A.				a			a			
58, ΜΗΤΡΟΠΟΛΕΩΣ 58 ΑΘΗΝΑ	2103369700									
CITIGROUP GLOBAL MARKETS EUROPE AG				a	a					
16, REUTERWEG 16	+49 691366-0									
CITIGROUP GLOBAL MARKETS LIMITED				a						
1, 33 CANADA SQUARE - CANARY WHARF	+44 02079864000									
CREDIT SUISSE BANK (EUROPE), S.A.				a						
, CALLE AYALA 42, 3A PLANTA-B MADRID	+34917916000									
CREDIT SUISSE SECURITIES (EUROPE) LIMITED				a						
1, ONE CABOT SQUARE LONDON	+44 2078888888									
CYCLOS SECURITIES S.A.				a			a			
39, ΧΑΡΙΛΑΟΥ ΤΡΙΚΟΥΠΗ 6-8-10 ΑΘΗΝΑ	2103364300									
DEUTSCHE BANK S.A.					a					
1, GREAT WINCHESTER STREET LONDON	+44 20 754 54209	00441133361437								
EUROBANK EQUITIES INVESTMENT FIRM SINGLE MEMBER SA				a		a	a	a		a
, ΦΙΛΕΛΗΝΩΝ 10 & ΞΕΝΟΦΩΝΤΟΣ 13 ΑΘΗΝΑ	2103720425									
EUROBANK S.A.									a	
, ΟΘΩΝΟΣ 8 ΑΘΗΝΑ	2144043907									
EUROCORP INVESTMENT SERVICES S.A.				a			a			a
14, ΠΛ.ΦΙΛΙΚΗΣ ΕΤΑΙΡΕΙΑΣ 14 ΑΘΗΝΑ	2107263600									
EUROTRUST INVESTMENT FIRM SA				a						
113, ΣΕΒΑΣΤΟΥΠΟΛΕΩΣ 113 ΑΘΗΝΑ	2103363100									
EUROXX SECURITIES S.A.				a		a	a	a		a
7, ΠΑΛΑΙΟΛΟΓΟΥ ΧΑΛΑΝΔΡΙ	(210)-6879400	(210)-6879401								
7, ΠΑΛΕΟΛΟΓΟΥ ΧΑΛΑΝΔΡΙ	+30 2106879400	210-6879401								
FREEDOM FINANCE EUROPE LTD				a	a					
, ΧΡΙΣΤΑΚΗ ΚΡΑΝΟΥ 20	035725257786									
G. A. PERVANAS SECURITIES- INVESTMENT SERVICES S.A.				a						
7-9, ΣΟΦΟΚΛΕΟΥΣ 7-9 ΑΘΗΝΑ	2103727200									
GLOBAL CAPITAL SECURITIES & FINANCIAL SERVICES LTD				a	a					
50, ΛΑΡΧΙΕΠΙΣΚΟΠΟΥ ΜΑΚΑΡΙΟΥ Γ50	0035722710710									
GREENPOST TRADING EUROPE LTD				a	a	a				
, ΚΙΜΩΝΟΣ 3, ACROPOLIS MANSIONS, 2ND FLOOR, FLAT/OFFICE 202	035722521389									
HELLENIC AMERICAN SECURITIES S.A.				a		a	a			a
27, ΑΝΔΡΕΑ ΠΑΠΑΝΔΡΕΟΥ 27 ΜΑΡΟΥΣΙ	2103311100									
HELLENIC BANK (INVESTMENTS) LTD					a					
, ΑVE.ΚΥΡΙΑΚΟΥ ΜΑΤΣΙ 31 - ΡΟ ΒΟΧ 24747 ΝΙΟΣΙΑ	+357 22500100	357 22500110								
HSBC CONTINENTAL EUROPE									a	
109-111, ΑΜΕΣΟΓΕΙΩΝ 109-111	2106960000									
INDEX SECURITIES S.A.				a						
6, ΔΡΑΓΑΤΣΑΝΙΟΥ 6 ΑΘΗΝΑ	2103213920									

Athex & ATHEXClear Members List

Member Name	Stock Market			Derivatives Market		ATHEXClear Member				
	Address	Phone	Fax	Market Member	Remote Member	Market Maker	Proprietary	Market Maker	General Clearing	Direct Clearing
J. CHR. MAVRIKIS SECURITIES S.A.				a						
5, ΣΟΦΟΚΛΕΟΥΣ 5 ATHINA	2103216730									
KAPPA SECURITIES S.A.				a			a			
15, ΒΑΛΑΩΡΙΤΟΥ 15 ATHINA	2103678600									
KARAMANOF SECURITIES & INVESTMENT SERVICES S.A.				a						
2, ΠΛ.ΑΓ.ΘΕΟΔΩΡΩΝ 2 ATHINA	2103212947									
LAIKI FINANCIAL SERVICES LTD					a					
26, AVE. VYRONOS NICOSIA	357 22367367	357 22718567								
LEON DEPOLAS SECURITIES S.A.				a		a	a			
1, ΧΡΗΣΤΟΥ ΛΑΔΑ 1 ATHINA	2103213276 -28									
MEGA EQUITY SECURITIES & FINANCIAL SERVICES PUBLIC LTD				a	a		a			
42-44, ΛΕΩΦ.ΓΡΙΒΑ ΔΙΓΕΝΗ 42-44	0035722711711									
MERIT SECURITIES S.A				a		a	a			a
5, ΣΟΦΟΚΛΕΟΥΣ 5 ATHINA	2141008814									
MERRILL LYNCH INTERNATIONAL				a						
2, 2 KING EDWARD STREET LONDON	+44 20276281000									
N. CHRYSOCHOIDIS SECURITIES S.A.				a			a			a
7-9, ΣΟΦΟΚΛΕΟΥΣ 7-9 ATHINA	2103213913									
NATIONAL BANK OF GREECE S.A.				a		a	a		a	
86, ΑΙΟΛΟΥ STR. ATHINA	(210)-3341000	(210)-3228187								
68, ΑΚΑΔΙΜΙΑΣ STR. ATHINA	(210)-3328817	(210)-3328678								
NATIONAL SECURITIES SINGLE MEMBER SA				a		a	a	a		
66, ΛΕΩΦΟΡΟΣ ΑΘΗΝΩΝ 128-132 & ΙΦΙΓΕΝΙΑΣ ATHINA	2103328784									
NUNTIUS BROKERAGE AND INVESTMENT SERVICES SINGLE MEMBER S.A.				a						
6, ΔΡΑΓΑΤΣΑΝΙΟΥ 6 ATHINA	2103350599									
ONE PLUS CAPITAL LIMITED				a	a					
, 75 PRODROMOU AVENUE NICOSIA 1307	35722873760									
OPTIMA BANK S.A.				a		a	a	a	a	
, ΑΙΓΙΑΛΕΙΑΣ 32 & ΠΑΡΑΔΕΙΣΟΥ ΜΑΡΟΥΣΙ	210 8173000									
PANCRETA BANK S.A									a	
, ΙΚΑΡΟΥ 5	2810338746									
PANTELAKIS SECURITIES S.A.				a		a	a	a		
57, ΕΘΝΙΚΗΣ ΑΝΤΙΣΤΑΣΕΩΣ 57, ΚΤΙΠΙΟ Β CHALANDRI	2106965000									
PIRAEUS BANK S.A.				a			a		a	
, ΑΜΕΡΙΚΗΣ 4 ATHINA	2103335000									
PIRAEUS SECURITIES S. A.				a		a	a	a		a
10, ΣΤΑΔΙΟΥ 10 ATHINA	2103354100									
PROCHOICE SECURITIES LTD				a	a					
57, ΛΕΩΦ.ΣΠΥΡΟΥ ΚΥΠΡΙΑΝΟΥ 57, ΑΚΙΝΗΤΑ Φ	035724661192									
SHARELINK SECURITIES & FINANCIAL SERVICES LTD				a			a			
6, HOUSE-ΘΕΟΤΟΚΗ 6 ΜΕΓΑΡΟ ΕΛΛΗΝΑ	+357 22554200									
SOCIETE GENERALE S.A.				a	a		a			
, 17 COURS VALMY, CEDEX	+157290504									
SOLIDUS SECURITIES S.A				a			a			a
64, ΛΟΥΙΖΗΣ ΠΙΑΝΚΟΥΡ 64 ATHINA	2106900600									
ST. EM. LAVRENTAKIS SECURITIES S.A.				a			a			
7-9, ΣΟΦΟΚΛΕΟΥΣ 7-9 ATHINA	2103213336									
THE CYPRUS INVESTMENT & SECURITIES CORPORATION LTD				a	a					
154, 1 AG. PROKOPIOU & POSIDONOS 1ST FLOOR	0035722121700									
UBS EUROPE SE				a	a					
, OPERNTURM, BOCKENHEIMER LANDSTRASSE 2-4	496921790									
UBS LIMITED					a					
1, FINSBURY AVENUE LONDON	+44 2075687135									
VIGOR FINANCE INVESTMENT SERVICES S.A.				a			a			
, ΨΥΧΑΡΗ 14 Ν. PSYCHIKO	2106718400									

List of Stocks under Market Making operations

Securities	Market Maker	Start Market Making	Stock Category
MLS MULTIMEDIA SA (CR)			Suspension Status
	PIRAEUS SECURITIES S. A.	01/08/2019	
ALPHA ETF FTSE Athex Large Cap			Exchange Traded Funds (ETFs)
	ALPHA FINANCE INVESTMENT SERVICES SINGLE MEMBER SA	02/01/1900	
	NATIONAL SECURITIES SINGLE MEMBER SA	02/01/1900	
ADMIE (IPTO) HOLDING S.A. (CR)			Main Market
	EUROBANK EQUITIES INVESTMENT FIRM SINGLE MEMBER SA	24/05/2021	
	HELLENIC AMERICAN SECURITIES S.A.	09/03/2020	
	PIRAEUS SECURITIES S. A.	29/06/2017	
AEGEAN AIRLINES (CR)			Main Market
	EUROBANK EQUITIES INVESTMENT FIRM SINGLE MEMBER SA	22/09/2020	
ALPHA SERVICES HOLD (CR)			Main Market
	ALPHA FINANCE INVESTMENT SERVICES SINGLE MEMBER SA	29/02/2016	
	EUROBANK EQUITIES INVESTMENT FIRM SINGLE MEMBER SA	22/10/2006	
	GREENPOST TRADING EUROPE LTD	12/06/2023	
	HELLENIC AMERICAN SECURITIES S.A.	25/07/2014	
	LEON DEPOLAS SECURITIES S.A.	04/01/2016	
	MERIT SECURITIES S.A	03/09/2012	
	NATIONAL SECURITIES SINGLE MEMBER SA	02/01/1900	
	PIRAEUS SECURITIES S. A.	28/05/2009	
ALPHA TRUST HOLDINGS (CR)			Main Market
	EUROBANK EQUITIES INVESTMENT FIRM SINGLE MEMBER SA	06/02/2023	
	LEON DEPOLAS SECURITIES S.A.	04/01/2021	
ALUMIL (CR)			Main Market
	PIRAEUS SECURITIES S. A.	31/07/2023	
ANDROMEDA SA (CR)			Main Market
	BETA SECURITIES S.A.	15/02/2021	
	OPTIMA BANK S.A.	03/04/2023	
ATHENS INTL AIRPORT (CR)			Main Market
	PIRAEUS SECURITIES S. A.	03/06/2024	
ATTICA BANK S.A. (CR)			Main Market
	EUROXX SECURITIES S.A.	22/01/2016	
AUSTRIACARD (CB)			Main Market
	BETA SECURITIES S.A.	23/03/2023	
	EUROBANK EQUITIES INVESTMENT FIRM SINGLE MEMBER SA	15/05/2023	
AUTOHELLAS SA (CR)			Main Market
	ALPHA FINANCE INVESTMENT SERVICES SINGLE MEMBER SA	01/07/2019	
	EUROXX SECURITIES S.A.	02/07/2018	
AVAX S.A. (CR)			Main Market
	EUROBANK EQUITIES INVESTMENT FIRM SINGLE MEMBER SA	14/12/2015	
	OPTIMA BANK S.A.	04/09/2023	
	PIRAEUS SECURITIES S. A.	01/02/2021	
AVE (CR)			Main Market
	EUROXX SECURITIES S.A.	05/06/2020	
BRIO PROPERTIES (CR)			Main Market
	EUROBANK EQUITIES INVESTMENT FIRM SINGLE MEMBER SA	09/09/2019	
	LEON DEPOLAS SECURITIES S.A.	22/02/2021	
	PIRAEUS SECURITIES S. A.	05/02/2024	
CC HBC AG (CR)			Main Market
	BETA SECURITIES S.A.	08/03/2021	
	NATIONAL SECURITIES SINGLE MEMBER SA	02/01/1900	
	PIRAEUS SECURITIES S. A.	04/05/2015	
CENERGY HOLDINGS (CB)			Main Market
	ALPHA FINANCE INVESTMENT SERVICES SINGLE MEMBER SA	02/01/2016	
	EUROBANK EQUITIES INVESTMENT FIRM SINGLE MEMBER SA	02/01/2016	
	OPTIMA BANK S.A.	14/03/2022	
	PANTELAKIS SECURITIES S.A.	27/12/2022	
CNL CAPITAL (CR)			Main Market
	MERIT SECURITIES S.A	01/10/2018	
DIMAND (CR)			Main Market
	ALPHA FINANCE INVESTMENT SERVICES SINGLE MEMBER SA	08/08/2022	
	EUROBANK EQUITIES INVESTMENT FIRM SINGLE MEMBER SA	08/08/2022	
	PANTELAKIS SECURITIES S.A.	15/05/2023	
EKTER SA (CR)			Main Market
	BETA SECURITIES S.A.	26/09/2022	
	EUROBANK EQUITIES INVESTMENT FIRM SINGLE MEMBER SA	16/10/2017	
	LEON DEPOLAS SECURITIES S.A.	21/05/2018	
ELASTRON (CR)			Main Market
	LEON DEPOLAS SECURITIES S.A.	20/02/2017	

List of Stocks under Market Making operations

Securities	Market Maker	Start Market Making	Stock Category
ELLAKTOR (CR)			Main Market
	ALPHA FINANCE INVESTMENT SERVICES SINGLE MEMBER SA	18/03/2019	
	EUROBANK EQUITIES INVESTMENT FIRM SINGLE MEMBER SA	01/06/2012	
	EUROXX SECURITIES S.A.	24/09/2018	
	NATIONAL SECURITIES SINGLE MEMBER SA	02/01/1900	
	PIRAEUS SECURITIES S. A.	22/10/2018	
ELTON SA (CR)			Main Market
	OPTIMA BANK S.A.	30/01/2023	
ELVALHALCOR (CR)			Main Market
	ALPHA FINANCE INVESTMENT SERVICES SINGLE MEMBER SA	07/05/2018	
	BETA SECURITIES S.A.	09/01/2023	
	EUROBANK EQUITIES INVESTMENT FIRM SINGLE MEMBER SA	07/05/2018	
EUROBANK HOLDINGS (CR)			Main Market
	ALPHA FINANCE INVESTMENT SERVICES SINGLE MEMBER SA	09/01/2006	
	EUROBANK EQUITIES INVESTMENT FIRM SINGLE MEMBER SA	01/06/2012	
	GREENPOST TRADING EUROPE LTD	12/06/2023	
	HELLENIC AMERICAN SECURITIES S.A.	25/07/2014	
	LEON DEPOLAS SECURITIES S.A.	30/11/2018	
	MERIT SECURITIES S.A	06/11/2017	
	NATIONAL SECURITIES SINGLE MEMBER SA	02/01/1900	
	PIRAEUS SECURITIES S. A.	28/09/2009	
EUROCONSULTANTS S.A. (CR)			Main Market
	EUROBANK EQUITIES INVESTMENT FIRM SINGLE MEMBER SA	22/07/2014	
	OPTIMA BANK S.A.	01/02/2023	
EYDAP S.A. (CR)			Main Market
	ALPHA FINANCE INVESTMENT SERVICES SINGLE MEMBER SA	27/01/2020	
	EUROBANK EQUITIES INVESTMENT FIRM SINGLE MEMBER SA	10/06/2019	
FOURLIS (CR)			Main Market
	EUROBANK EQUITIES INVESTMENT FIRM SINGLE MEMBER SA	01/12/2016	
	PIRAEUS SECURITIES S. A.	06/03/2017	
GEK TERNA (CR)			Main Market
	BETA SECURITIES S.A.	08/03/2021	
	EUROBANK EQUITIES INVESTMENT FIRM SINGLE MEMBER SA	24/05/2021	
	PIRAEUS SECURITIES S. A.	29/08/2019	
GR. SARANTIS S.A. (CR)			Main Market
	BETA SECURITIES S.A.	14/05/2012	
	EUROBANK EQUITIES INVESTMENT FIRM SINGLE MEMBER SA	24/10/2016	
	PIRAEUS SECURITIES S. A.	02/04/2024	
HELLENIC EXCHANGES-A.S.E. (CR)			Main Market
	HELLENIC AMERICAN SECURITIES S.A.	01/09/2014	
	NATIONAL SECURITIES SINGLE MEMBER SA	02/01/1900	
	PIRAEUS SECURITIES S. A.	04/05/2015	
HELLENIQ ENERGY (CR)			Main Market
	ALPHA FINANCE INVESTMENT SERVICES SINGLE MEMBER SA	07/11/2023	
	EUROBANK EQUITIES INVESTMENT FIRM SINGLE MEMBER SA	01/11/2023	
	HELLENIC AMERICAN SECURITIES S.A.	14/09/2015	
	PIRAEUS SECURITIES S. A.	20/03/2017	
IDEAL HOLDINGS (CR)			Main Market
	EUROBANK EQUITIES INVESTMENT FIRM SINGLE MEMBER SA	07/06/2021	
	PIRAEUS SECURITIES S. A.	07/06/2021	
INTERCONTINENTAL (CR)			Main Market
	LEON DEPOLAS SECURITIES S.A.	03/06/2019	
INTERLIFE G.C.I.(CR)			Main Market
	PIRAEUS SECURITIES S. A.	22/01/2024	
INTERWOOD-XYLEMPORIA (CR)			Main Market
	EUROBANK EQUITIES INVESTMENT FIRM SINGLE MEMBER SA	05/07/2021	
	PANTELAKIS SECURITIES S.A.	01/07/2021	
INTRAKAT (CR)			Main Market
	BETA SECURITIES S.A.	04/10/2021	
	PANTELAKIS SECURITIES S.A.	10/10/2022	
JUMBO SA (CR)			Main Market
	BETA SECURITIES S.A.	01/02/2021	
	EUROBANK EQUITIES INVESTMENT FIRM SINGLE MEMBER SA	25/05/2020	
	GREENPOST TRADING EUROPE LTD	12/06/2023	
	MERIT SECURITIES S.A	06/11/2017	
	PIRAEUS SECURITIES S. A.	06/03/2017	
KLOUKINAS - LAPPAS SA (CR)			Main Market
	OPTIMA BANK S.A.	02/01/2023	

List of Stocks under Market Making operations

Securities	Stock Category
Market Maker	Start Market Making
KRI-KRI S.A. (CR)	Main Market
EUROBANK EQUITIES INVESTMENT FIRM SINGLE MEMBER SA	07/05/2018
PIRAEUS SECURITIES S. A.	11/12/2023
LAMDA DEVELOPMENT SA (CR)	Main Market
EUROBANK EQUITIES INVESTMENT FIRM SINGLE MEMBER SA	08/12/2014
PANTELAKIS SECURITIES S.A.	06/11/2017
PIRAEUS SECURITIES S. A.	29/06/2017
LAMPASA HOTEL SA (CR)	Main Market
LEON DEPOLAS SECURITIES S.A.	16/01/2017
MOTODYNAMICS S.A. (CR)	Main Market
OPTIMA BANK S.A.	25/08/2023
MOTOR OIL (CR)	Main Market
BETA SECURITIES S.A.	08/03/2021
EUROBANK EQUITIES INVESTMENT FIRM SINGLE MEMBER SA	22/10/2006
GREENPOST TRADING EUROPE LTD	12/06/2023
LEON DEPOLAS SECURITIES S.A.	01/04/2019
MERIT SECURITIES S.A	25/02/2019
NATIONAL SECURITIES SINGLE MEMBER SA	02/01/1900
PIRAEUS SECURITIES S. A.	04/05/2015
MPLE KEDROS (CR)	Main Market
OPTIMA BANK S.A.	16/10/2023
OPTIMA BANK S.A.	08/11/2023
MYTILINEOS (CR)	Main Market
ALPHA FINANCE INVESTMENT SERVICES SINGLE MEMBER SA	15/04/2019
BETA SECURITIES S.A.	11/04/2022
EUROBANK EQUITIES INVESTMENT FIRM SINGLE MEMBER SA	20/09/2017
GREENPOST TRADING EUROPE LTD	12/06/2023
MERIT SECURITIES S.A	25/02/2019
NATIONAL SECURITIES SINGLE MEMBER SA	02/01/1900
PIRAEUS SECURITIES S. A.	04/05/2015
NAFPAKTOS TEXTILE (CR)	Main Market
OPTIMA BANK S.A.	29/01/2024
NATIONAL BANK (CR)	Main Market
ALPHA FINANCE INVESTMENT SERVICES SINGLE MEMBER SA	09/01/2006
EUROBANK EQUITIES INVESTMENT FIRM SINGLE MEMBER SA	22/10/2006
GREENPOST TRADING EUROPE LTD	12/06/2023
HELLENIC AMERICAN SECURITIES S.A.	25/07/2014
LEON DEPOLAS SECURITIES S.A.	20/05/2015
MERIT SECURITIES S.A	03/09/2012
NATIONAL SECURITIES SINGLE MEMBER SA	02/01/1900
PIRAEUS SECURITIES S. A.	08/09/2008
NOVAL PROPERTY REIC (CR)	Main Market
ALPHA FINANCE INVESTMENT SERVICES SINGLE MEMBER SA	05/06/2024
PIRAEUS SECURITIES S. A.	05/06/2024
OPAP (CR)	Main Market
ALPHA FINANCE INVESTMENT SERVICES SINGLE MEMBER SA	09/01/2006
EUROBANK EQUITIES INVESTMENT FIRM SINGLE MEMBER SA	22/10/2006
GREENPOST TRADING EUROPE LTD	12/06/2023
HELLENIC AMERICAN SECURITIES S.A.	25/07/2014
MERIT SECURITIES S.A	20/03/2017
NATIONAL SECURITIES SINGLE MEMBER SA	02/01/1900
PIRAEUS SECURITIES S. A.	04/05/2015
OPTIMA BANK (CR)	Main Market
ALPHA FINANCE INVESTMENT SERVICES SINGLE MEMBER SA	12/12/2023
EUROBANK EQUITIES INVESTMENT FIRM SINGLE MEMBER SA	11/12/2023
OPTIMA BANK S.A.	06/11/2023
ORILINA PROPERTIES REIC (CR)	Main Market
EUROBANK EQUITIES INVESTMENT FIRM SINGLE MEMBER SA	11/12/2023
LEON DEPOLAS SECURITIES S.A.	11/12/2023
OTE (CR)	Main Market
ALPHA FINANCE INVESTMENT SERVICES SINGLE MEMBER SA	09/01/2006
EUROBANK EQUITIES INVESTMENT FIRM SINGLE MEMBER SA	22/10/2006
GREENPOST TRADING EUROPE LTD	12/06/2023
HELLENIC AMERICAN SECURITIES S.A.	25/07/2014
LEON DEPOLAS SECURITIES S.A.	20/04/2015
MERIT SECURITIES S.A	20/03/2017
NATIONAL SECURITIES SINGLE MEMBER SA	02/01/1900
PIRAEUS SECURITIES S. A.	08/09/2008

List of Stocks under Market Making operations

Securities	Stock Category
Market Maker	Start Market Making
P.P.A. S.A. (CR)	Main Market
EUROBANK EQUITIES INVESTMENT FIRM SINGLE MEMBER SA	06/02/2019
PAPOUTSANIS (CR)	Main Market
ALPHA FINANCE INVESTMENT SERVICES SINGLE MEMBER SA	19/11/2018
BETA SECURITIES S.A.	25/11/2013
PETROPOULOS PETROS (CR)	Main Market
EUROBANK EQUITIES INVESTMENT FIRM SINGLE MEMBER SA	01/04/2019
PANTELAKIS SECURITIES S.A.	16/03/2020
PIRAEUS FINANCIAL HOLD (CR)	Main Market
ALPHA FINANCE INVESTMENT SERVICES SINGLE MEMBER SA	15/04/2019
EUROBANK EQUITIES INVESTMENT FIRM SINGLE MEMBER SA	22/10/2006
EUROXX SECURITIES S.A.	15/02/2016
GREENPOST TRADING EUROPE LTD	12/06/2023
HELLENIC AMERICAN SECURITIES S.A.	25/07/2014
LEON DEPOLAS SECURITIES S.A.	30/11/2018
MERIT SECURITIES S.A	16/09/2013
NATIONAL SECURITIES SINGLE MEMBER SA	02/01/1900
PIRAEUS SECURITIES S. A.	16/02/2009
PPC (CR)	Main Market
ALPHA FINANCE INVESTMENT SERVICES SINGLE MEMBER SA	09/01/2006
BETA SECURITIES S.A.	01/02/2021
EUROBANK EQUITIES INVESTMENT FIRM SINGLE MEMBER SA	22/10/2006
GREENPOST TRADING EUROPE LTD	12/06/2023
HELLENIC AMERICAN SECURITIES S.A.	01/09/2014
MERIT SECURITIES S.A	06/11/2017
NATIONAL SECURITIES SINGLE MEMBER SA	02/01/1900
PIRAEUS SECURITIES S. A.	28/09/2009
PREMA (CR)	Main Market
BETA SECURITIES S.A.	01/06/2021
LEON DEPOLAS SECURITIES S.A.	05/12/2022
PANTELAKIS SECURITIES S.A.	23/12/2021
PROFILE SA (CR)	Main Market
OPTIMA BANK S.A.	03/04/2023
PANTELAKIS SECURITIES S.A.	01/07/2019
QUALITY & RELIABILITY SA (CR)	Main Market
OPTIMA BANK S.A.	03/01/2023
QUEST HOLDINGS (CR)	Main Market
BETA SECURITIES S.A.	26/03/2018
EUROBANK EQUITIES INVESTMENT FIRM SINGLE MEMBER SA	28/01/2019
REVOIL (CR)	Main Market
BETA SECURITIES S.A.	26/06/2023
OPTIMA BANK S.A.	15/04/2024
SIDMA STEEL (CR)	Main Market
OPTIMA BANK S.A.	25/05/2023
SPACE HELLAS SA (CR)	Main Market
MERIT SECURITIES S.A	09/12/2022
TECHNICAL OLYMPIC SA (CR)	Main Market
OPTIMA BANK S.A.	05/07/2023
TERNA ENERGY (CR)	Main Market
EUROBANK EQUITIES INVESTMENT FIRM SINGLE MEMBER SA	24/05/2021
PIRAEUS SECURITIES S. A.	09/12/2019
THRACE PLASTICS SA (CR)	Main Market
ALPHA FINANCE INVESTMENT SERVICES SINGLE MEMBER SA	26/03/2018
LEON DEPOLAS SECURITIES S.A.	28/03/2024
PIRAEUS SECURITIES S. A.	02/04/2024
TITAN CEMENT (CB)	Main Market
BETA SECURITIES S.A.	01/02/2021
EUROBANK EQUITIES INVESTMENT FIRM SINGLE MEMBER SA	06/11/2019
PIRAEUS SECURITIES S. A.	18/01/2021
TRADE ESTATES REIC (CR)	Main Market
EUROBANK EQUITIES INVESTMENT FIRM SINGLE MEMBER SA	08/11/2023
EUROBANK EQUITIES INVESTMENT FIRM SINGLE MEMBER SA	10/11/2023
PANTELAKIS SECURITIES S.A.	08/11/2023
PANTELAKIS SECURITIES S.A.	10/11/2023
TZIRAKIAN PROFIL (CR)	Main Market
LEON DEPOLAS SECURITIES S.A.	19/07/2021

List of Stocks under Market Making operations

Securities	Market Maker	Start Market Making	Stock Category
VIOHALCO SA/NV (CB)			Main Market
ALPHA FINANCE INVESTMENT SERVICES SINGLE MEMBER SA		11/03/2008	
EUROBANK EQUITIES INVESTMENT FIRM SINGLE MEMBER SA		04/03/2014	
MERIT SECURITIES S.A		17/03/2014	

Underlying Asset				Derivatives Market													
Price max	Price min	Closing price	change	Delivery Month	Open price	Price max	Price min	Last price	Closing price	Last Bid	Last Ask	Fixing price*	Life high	Life low	Trades	Volume	Open Interest
FTSE/Athex Large Cap				(Trade Unit: 1 Index Point x 2E, Cash Settlement)													
3,497.67	3,440.89	3,492.12	1.49%	June 2024	3,450.00	3,505.00	3,437.75	3,496.00	3,496.00	---	---	---	3,669.75	---	275	1,219	3,199
				July 2024	3,431.25	3,472.75	3,425.50	3,472.75	3,472.75	---	---	---	3,624.50	---	17	117	196
				August 2024	---	---	---	---	3,454.75	---	---	---	---	---	---	---	---
				September 2024	---	---	---	---	3,461.50	---	---	---	---	---	---	---	---
				December 2024	---	---	---	---	3,479.00	---	---	---	---	---	---	---	---
				March 2025	---	---	---	---	3,496.25	---	---	---	---	---	---	---	---
FTSE/Athex Banks				(Trade Unit: 1 Index Point x 15E, Cash Settlement)													
1,260.55	1,227.49	1,254.08	1.50%	June 2024	1,240.00	1,259.00	1,240.00	1,259.00	1,259.00	---	---	---	1,345.50	---	2	3	888
				September 2024	---	---	---	---	1,243.00	---	---	---	---	---	---	---	---
				December 2024	---	---	---	---	1,249.25	---	---	---	---	---	---	---	---
				March 2025	---	---	---	---	1,255.50	---	---	---	---	---	---	---	---
MSCI GREECE REBASED				(Trade Unit: 1 Index Point x 2E, Cash Settlement)													
5,509.39	5,397.40	5,497.87	1.65%	June 2024	---	---	---	---	5,386.50	---	---	---	5,705.00	---	---	---	13
				July 2024	---	---	---	---	5,327.00	---	---	---	5,636.00	---	---	---	---
				August 2024	---	---	---	---	5,430.75	---	---	---	---	---	---	---	---
				September 2024	---	---	---	---	5,441.25	---	---	---	---	---	---	---	---
				October 2024	---	---	---	---	5,449.75	---	---	---	---	---	---	---	---
				November 2024	---	---	---	---	5,458.25	---	---	---	---	---	---	---	---
				December 2024	---	---	---	---	5,468.75	---	---	---	---	---	---	---	---
				March 2025	---	---	---	---	5,496.00	---	---	---	---	---	---	---	---

Derivatives notes

Fixing prices and final open positions can be retrieved from the following path <http://www.helex.gr/el/web/guest/statistics-end-of-day-derivatives>

Underlying Asset				Derivatives Market													
Price max	Price min	Closing price	change	Delivery Month	Open price	Price max	Price min	Last price	Closing price	Last Bid	Last Ask	Fixing price*	Life high	Life low	Trades	Volume	Open Interest
ADMIE (IPTO) HOLDING S.A. (CR)				(Contract Size: 100 Securities, Physical Delivery)													
2.195	2.145	2.195	1.86%	June 2024	2.13	2.20	2.13	2.19	2.19	---	---	---	2.44	---	63	1,165	24,552
				September 2024	2.19	2.21	2.16	2.21	2.21	---	---	---	2.39	---	5	378	1,580
				December 2024	---	---	---	---	2.18	---	---	---	---	---	---	---	---
				March 2025	---	---	---	---	2.19	---	---	---	---	---	---	---	---
AEGEAN AIRLINES (CR)				(Contract Size: 100 Securities, Physical Delivery)													
11.77	11.57	11.7	1.21%	June 2024	11.62	11.85	11.62	11.85	11.85	---	---	---	12.79	---	10	66	3,735
				September 2024	---	---	---	---	11.82	---	---	---	12.20	---	---	---	26
				December 2024	---	---	---	---	11.69	---	---	---	---	---	---	---	---
				March 2025	---	---	---	---	11.75	---	---	---	---	---	---	---	---
ALPHA SERVICES HOLD (CR)				(Contract Size: 100 Securities, Physical Delivery)													
1.5875	1.538	1.58	2.60%	June 2024	1.56	1.60	1.54	1.58	1.58	---	---	---	1.82	---	126	5,492	178,665
				September 2024	1.55	1.60	1.55	1.59	1.59	---	---	---	1.79	---	50	1,908	17,206
				December 2024	---	---	---	---	1.56	---	---	---	---	---	---	---	---
				March 2025	---	---	---	---	1.56	---	---	---	---	---	---	---	---
ATHENS INTL AIRPORT (CR)				(Contract Size: 100 Securities, Physical Delivery)													
8.396	8.168	8.396	2.39%	June 2024	8.22	8.39	8.22	8.39	8.39	---	---	---	8.65	---	9	40	1,154
				September 2024	---	---	---	---	8.25	---	---	---	---	---	---	---	---
				December 2024	---	---	---	---	8.29	---	---	---	---	---	---	---	---
				March 2025	---	---	---	---	8.33	---	---	---	---	---	---	---	---
AUTOHELLAS SA (CR)				(Contract Size: 100 Securities, Physical Delivery)													
11.72	11.32	11.64	1.57%	June 2024	---	---	---	---	10.99	---	---	---	13.67	---	---	---	205
				September 2024	---	---	---	---	11.53	---	---	---	---	---	---	---	---
				December 2024	---	---	---	---	11.59	---	---	---	---	---	---	---	---
				March 2025	---	---	---	---	11.64	---	---	---	---	---	---	---	---
AVAX S.A. (CR)				(Contract Size: 100 Securities, Physical Delivery)													
1.48	1.438	1.48	0.95%	June 2024	1.48	1.49	1.47	1.49	1.49	---	---	---	1.72	---	3	27	939
				September 2024	1.45	1.45	1.45	1.45	1.45	---	---	---	1.45	---	1	10	---
				December 2024	---	---	---	---	1.48	---	---	---	---	---	---	---	---
				March 2025	---	---	---	---	1.49	---	---	---	---	---	---	---	---
CC HBC AG (CR)				(Contract Size: 100 Securities, Physical Delivery)													
32.24	31.56	31.8	0.95%	June 2024	---	---	---	---	30.72	---	---	---	32.02	---	---	---	60
				September 2024	---	---	---	---	31.69	---	---	---	---	---	---	---	---
				December 2024	---	---	---	---	31.85	---	---	---	---	---	---	---	---
				March 2025	---	---	---	---	32.01	---	---	---	---	---	---	---	---

Derivatives notes

Fixing prices and final open positions can be retrieved from the following path <http://www.helex.gr/el/web/guest/statistics-end-of-day-derivatives>

Underlying Asset				Derivatives Market													
Price max	Price min	Closing price	change	Delivery Month	Open price	Price max	Price min	Last price	Closing price	Last Bid	Last Ask	Fixing price*	Life high	Life low	Trades	Volume	Open Interest
CENERGY HOLDINGS (CB)				(Contract Size: 100 Securities, Physical Delivery)													
9.1	8.97	9.02	-0.22%	June 2024	9.02	9.04	9.02	9.04	9.04	---	---	---	9.04	---	4	17	4,088
				September 2024	---	---	---	---	8.93	---	---	---	8.99	---	---	---	7
				December 2024	---	---	---	---	9.14	---	---	---	---	---	---	---	---
				March 2025	---	---	---	---	9.19	---	---	---	---	---	---	---	---
ELLAKTOR (CR)				(Contract Size: 100 Securities, Physical Delivery)													
2.505	2.45	2.485	1.43%	June 2024	2.45	2.51	2.45	2.50	2.50	---	---	---	2.83	---	43	200	4,370
				September 2024	2.40	2.40	2.40	2.40	2.40	---	---	---	2.70	---	1	1	17
				December 2024	---	---	---	---	2.48	---	---	---	---	---	---	---	---
				March 2025	---	---	---	---	2.49	---	---	---	---	---	---	---	---
ELVALHALCOR (CR)				(Contract Size: 100 Securities, Physical Delivery)													
1.892	1.86	1.892	1.18%	June 2024	1.88	1.92	1.87	1.88	1.88	---	---	---	2.28	---	10	51	4,605
				September 2024	1.84	1.84	1.84	1.84	1.84	---	---	---	2.04	---	1	6	150
				December 2024	---	---	---	---	1.89	---	---	---	---	---	---	---	---
				March 2025	---	---	---	---	1.90	---	---	---	---	---	---	---	---
EUROBANK HOLDINGS (CR)				(Contract Size: 100 Securities, Physical Delivery)													
2.05	2.005	2.033	0.15%	June 2024	2.03	2.05	2.01	2.04	2.04	---	---	---	2.19	---	28	1,062	27,385
				September 2024	2.06	2.06	2.01	2.03	2.03	---	---	---	2.16	---	9	312	80
				December 2024	---	---	---	---	2.05	---	---	---	---	---	---	---	---
				March 2025	---	---	---	---	2.06	---	---	---	---	---	---	---	---
EYDAP S.A. (CR)				(Contract Size: 100 Securities, Physical Delivery)													
5.97	5.71	5.97	2.05%	June 2024	5.84	5.84	5.78	5.84	5.84	---	---	---	6.10	---	4	44	4,348
				September 2024	5.90	5.90	5.90	5.90	5.90	---	---	---	5.90	---	2	38	---
				December 2024	---	---	---	---	5.91	---	---	---	---	---	---	---	---
				March 2025	---	---	---	---	5.94	---	---	---	---	---	---	---	---
FOURLIS (CR)				(Contract Size: 100 Securities, Physical Delivery)													
4	3.91	3.96	-0.75%	June 2024	3.99	3.99	3.94	3.95	3.95	---	---	---	4.38	---	6	22	1,050
				September 2024	---	---	---	---	3.97	---	---	---	4.19	---	---	---	16
				December 2024	---	---	---	---	4.03	---	---	---	---	---	---	---	---
				March 2025	---	---	---	---	4.05	---	---	---	---	---	---	---	---
GEK TERNA (CR)				(Contract Size: 100 Securities, Physical Delivery)													
16.86	16.4	16.82	1.94%	June 2024	16.57	16.88	16.56	16.86	16.86	---	---	---	17.26	---	37	158	15,533
				September 2024	---	---	---	---	16.97	---	---	---	15.80	---	---	---	30
				December 2024	---	---	---	---	16.68	---	---	---	---	---	---	---	---
				March 2025	---	---	---	---	16.77	---	---	---	---	---	---	---	---

Derivatives notes

Fixing prices and final open positions can be retrieved from the following path <http://www.helex.gr/el/web/guest/statistics-end-of-day-derivatives>

Underlying Asset				Derivatives Market													
Price max	Price min	Closing price	change	Delivery Month	Open price	Price max	Price min	Last price	Closing price	Last Bid	Last Ask	Fixing price*	Life high	Life low	Trades	Volume	Open Interest
HELLENIC EXCHANGES-A.S.E. (CR)				(Contract Size: 100 Securities, Physical Delivery)													
5.06	4.925	5.05	2.02%	June 2024	4.96	5.05	4.96	5.05	5.05	---	---	---	5.71	---	6	26	7,782
				September 2024	4.86	4.97	4.86	4.91	4.91	---	---	---	5.25	---	3	12	89
				December 2024	---	---	---	---	5.00	---	---	---	---	---	---	---	---
				March 2025	---	---	---	---	5.03	---	---	---	---	---	---	---	---
HELLENIQ ENERGY (CR)				(Contract Size: 100 Securities, Physical Delivery)													
8.525	8.325	8.36	-0.42%	June 2024	8.50	8.54	8.39	8.39	8.39	---	---	---	8.86	---	11	22	5,136
				September 2024	---	---	---	---	8.22	---	---	---	8.22	---	---	---	22
				December 2024	---	---	---	---	8.49	---	---	---	---	---	---	---	---
				March 2025	---	---	---	---	8.53	---	---	---	---	---	---	---	---
INTRACOM HOLDINGS (CR)				(Contract Size: 100 Securities, Physical Delivery)													
3.695	3.56	3.615	1.83%	June 2024	3.60	3.66	3.57	3.60	3.60	---	---	---	4.30	---	32	198	7,325
				September 2024	3.56	3.56	3.56	3.56	3.56	---	---	---	3.80	---	1	4	54
				December 2024	---	---	---	---	3.59	---	---	---	---	---	---	---	---
				March 2025	---	---	---	---	3.61	---	---	---	---	---	---	---	---
INTRAKAT (CR)				(Contract Size: 100 Securities, Physical Delivery)													
5.24	5.12	5.19	-0.19%	June 2024	5.15	5.15	5.13	5.13	5.13	---	---	---	5.66	---	9	30	2,318
				September 2024	5.16	5.16	5.16	5.16	5.16	---	---	---	5.20	---	1	2	94
				December 2024	---	---	---	---	5.26	---	---	---	---	---	---	---	---
				March 2025	---	---	---	---	5.28	---	---	---	---	---	---	---	---
JUMBO SA (CR)				(Contract Size: 100 Securities, Physical Delivery)													
26.62	26.16	26.56	1.53%	June 2024	26.56	26.56	26.54	26.54	26.54	---	---	---	29.93	---	4	7	514
				September 2024	---	---	---	---	26.25	---	---	---	26.30	---	---	---	3
				December 2024	---	---	---	---	26.45	---	---	---	---	---	---	---	---
				March 2025	---	---	---	---	26.58	---	---	---	---	---	---	---	---
LAMDA DEVELOPMENT SA (CR)				(Contract Size: 100 Securities, Physical Delivery)													
6.81	6.66	6.8	2.10%	June 2024	6.69	6.79	6.69	6.79	6.79	---	---	---	7.20	---	6	18	7,279
				September 2024	---	---	---	---	6.75	---	---	---	6.87	---	---	---	10
				December 2024	---	---	---	---	6.73	---	---	---	---	---	---	---	---
				March 2025	---	---	---	---	6.77	---	---	---	---	---	---	---	---
MIG (CR)				(Contract Size: 100 Securities, Physical Delivery)													
4.03	3.72	3.9	4.42%	June 2024	3.83	3.88	3.83	3.88	3.88	---	---	---	4.25	---	3	15	136
				September 2024	---	---	---	---	3.76	---	---	---	---	---	---	---	---
				December 2024	---	---	---	---	3.78	---	---	---	---	---	---	---	---
				March 2025	---	---	---	---	3.80	---	---	---	---	---	---	---	---

Derivatives notes

Fixing prices and final open positions can be retrieved from the following path <http://www.helex.gr/el/web/guest/statistics-end-of-day-derivatives>

Underlying Asset				Derivatives Market													
Price max	Price min	Closing price	change	Delivery Month	Open price	Price max	Price min	Last price	Closing price	Last Bid	Last Ask	Fixing price*	Life high	Life low	Trades	Volume	Open Interest
MOTOR OIL (CR)				(Contract Size: 100 Securities, Physical Delivery)													
26.32	25.92	26.06	0.54%	June 2024	26.16	26.57	26.14	26.22	26.22	---	---	---	28.77	---	7	11	381
				September 2024	---	---	---	---	25.71	---	---	---	26.22	---	---	---	1
				December 2024	---	---	---	---	26.21	---	---	---	---	---	---	---	---
				March 2025	---	---	---	---	26.34	---	---	---	---	---	---	---	---
MYTILINEOS (CR)				(Contract Size: 100 Securities, Physical Delivery)													
37.26	36.5	37.26	1.97%	June 2024	36.75	37.29	36.54	37.29	37.29	---	---	---	39.58	---	32	90	5,581
				September 2024	35.76	36.70	35.76	36.70	36.70	---	---	---	38.35	---	6	11	707
				December 2024	---	---	---	---	36.94	---	---	---	---	---	---	---	---
				March 2025	---	---	---	---	37.13	---	---	---	---	---	---	---	---
NATIONAL BANK (CR)				(Contract Size: 100 Securities, Physical Delivery)													
7.964	7.762	7.91	0.66%	June 2024	7.91	7.98	7.80	7.93	7.93	---	---	---	8.67	---	106	1,284	10,572
				September 2024	7.91	7.96	7.80	7.93	7.93	---	---	---	8.31	---	28	211	294
				December 2024	---	---	---	---	7.94	---	---	---	---	---	---	---	---
				March 2025	---	---	---	---	7.98	---	---	---	---	---	---	---	---
OPAP (CR)				(Contract Size: 100 Securities, Physical Delivery)													
15.13	14.6	15.13	4.06%	June 2024	14.75	15.16	14.75	15.16	15.16	---	---	---	16.99	---	33	307	3,262
				September 2024	14.84	14.95	14.84	14.95	14.95	---	---	---	15.17	---	2	4	107
				December 2024	---	---	---	---	14.70	---	---	---	---	---	---	---	---
				March 2025	---	---	---	---	14.77	---	---	---	---	---	---	---	---
OPTIMA BANK (CR)				(Contract Size: 100 Securities, Physical Delivery)													
12.06	11.86	11.98	1.01%	June 2024	11.59	11.59	11.59	11.59	11.59	---	---	---	11.81	---	2	2	196
				September 2024	---	---	---	---	11.93	---	---	---	---	---	---	---	---
				December 2024	---	---	---	---	11.99	---	---	---	---	---	---	---	---
				March 2025	---	---	---	---	12.05	---	---	---	---	---	---	---	---
OTE (CR)				(Contract Size: 100 Securities, Physical Delivery)													
13.72	13.44	13.63	1.41%	June 2024	13.55	13.80	13.55	13.70	13.70	---	---	---	14.58	---	35	209	6,570
				September 2024	---	---	---	---	13.15	---	---	---	14.26	---	---	---	25
				December 2024	---	---	---	---	13.59	---	---	---	---	---	---	---	---
				March 2025	---	---	---	---	13.66	---	---	---	---	---	---	---	---
P.P.A. S.A. (CR)				(Contract Size: 100 Securities, Physical Delivery)													
26.15	25.25	25.85	1.97%	June 2024	---	---	---	---	25.28	---	---	---	28.71	---	---	---	123
				September 2024	---	---	---	---	25.50	---	---	---	---	---	---	---	---
				December 2024	---	---	---	---	25.63	---	---	---	---	---	---	---	---
				March 2025	---	---	---	---	25.76	---	---	---	---	---	---	---	---

Derivatives notes

Fixing prices and final open positions can be retrieved from the following path <http://www.helex.gr/el/web/guest/statistics-end-of-day-derivatives>

Underlying Asset				Derivatives Market													
Price max	Price min	Closing price	change	Delivery Month	Open price	Price max	Price min	Last price	Closing price	Last Bid	Last Ask	Fixing price*	Life high	Life low	Trades	Volume	Open Interest
PIRAEUS FINANCIAL HOLD (CR)																	
(Contract Size: 100 Securities, Physical Delivery)																	
3.764	3.56	3.724	3.76%	June 2024	3.63	3.77	3.57	3.74	3.74	---	---	---	4.26	---	338	9,097	101,745
				September 2024	3.63	3.76	3.59	3.75	3.75	---	---	---	4.05	---	57	1,368	7,507
				December 2024	---	---	---	---	3.63	---	---	---	---	---	---	---	---
				March 2025	---	---	---	---	3.65	---	---	---	---	---	---	---	---
PPC (CR)																	
(Contract Size: 100 Securities, Physical Delivery)																	
11.35	11.04	11.12	0.63%	June 2024	11.17	11.39	11.11	11.13	11.13	---	---	---	12.75	---	122	613	32,681
				September 2024	11.07	11.29	11.05	11.17	11.17	---	---	---	11.88	---	19	126	949
				December 2024	---	---	---	---	11.17	---	---	---	---	---	---	---	---
				March 2025	---	---	---	---	11.23	---	---	---	---	---	---	---	---
QUEST HOLDINGS (CR)																	
(Contract Size: 100 Securities, Physical Delivery)																	
5.45	5.32	5.36	-0.74%	June 2024	---	---	---	---	5.30	---	---	---	6.29	---	---	---	220
				September 2024	---	---	---	---	5.43	---	---	---	---	---	---	---	---
				December 2024	---	---	---	---	5.46	---	---	---	---	---	---	---	---
				March 2025	---	---	---	---	5.49	---	---	---	---	---	---	---	---
TERNA ENERGY (CR)																	
(Contract Size: 100 Securities, Physical Delivery)																	
18.63	18.12	18.49	1.37%	June 2024	18.23	18.64	18.17	18.60	18.60	---	---	---	19.00	---	66	329	32,184
				September 2024	18.29	18.29	18.29	18.29	18.29	---	---	---	18.39	---	1	1	50
				December 2024	---	---	---	---	18.44	---	---	---	---	---	---	---	---
				March 2025	---	---	---	---	18.53	---	---	---	---	---	---	---	---
TITAN CEMENT (CB)																	
(Contract Size: 100 Securities, Physical Delivery)																	
31	30.4	30.75	0.33%	June 2024	30.45	31.00	30.45	31.00	31.00	---	---	---	32.15	---	4	7	160
				September 2024	---	---	---	---	30.83	---	---	---	---	---	---	---	---
				December 2024	---	---	---	---	30.99	---	---	---	---	---	---	---	---
				March 2025	---	---	---	---	31.14	---	---	---	---	---	---	---	---
VIOHALCO SA/NV (CB)																	
(Contract Size: 100 Securities, Physical Delivery)																	
6.44	6.25	6.29	-0.94%	June 2024	6.28	6.44	6.28	6.30	6.30	---	---	---	6.64	---	82	529	4,049
				September 2024	---	---	---	---	6.32	---	---	---	6.50	---	---	---	19
				December 2024	---	---	---	---	6.42	---	---	---	---	---	---	---	---
				March 2025	---	---	---	---	6.45	---	---	---	---	---	---	---	---

Derivatives notes

Fixing prices and final open positions can be retrieved from the following path <http://www.helex.gr/el/web/guest/statistics-end-of-day-derivatives>

FTSE/Athex Large Cap

(Trade Unit: 1 Index Point x 2€ - Exercise Style: European, Cash Settlement)

Call Options														Put Options																		
June 2024							July 2024							Other Months		June 2024							July 2024							Other Months		Exercise Price
Open price	Price max	Price min	Last price	Closing price	Volume	Open Interest	Open price	Price max	Price min	Last price	Closing price	Volume	Open Interest	Volume	Open Interest	Open price	Price max	Price min	Last price	Closing price	Volume	Open Interest	Open price	Price max	Price min	Last price	Closing price	Volume	Open Interest	Volume	Open Interest	
2,450	0.00	0.00	0.00	-	993.00	-	-	-	-	-	-	-	-	-	-	0.00	0.00	0.00	-	0.02	-	-	-	-	-	-	-	-	-	-	2,450	
2,500	0.00	0.00	0.00	-	943.00	-	-	-	-	-	-	-	-	-	-	0.00	0.00	0.00	-	0.01	-	-	-	-	-	-	-	-	-	-	2,500	
2,550	0.00	0.00	0.00	-	893.00	-	-	-	-	-	-	-	-	-	-	0.00	0.00	0.00	-	0.01	-	-	-	-	-	-	-	-	-	-	2,550	
2,600	0.00	0.00	0.00	-	843.00	-	-	-	-	-	-	-	-	-	-	0.00	0.00	0.00	-	0.01	-	-	-	-	-	-	-	-	-	-	2,600	
2,650	0.00	0.00	0.00	-	793.00	-	-	-	-	-	-	-	-	-	-	0.00	0.00	0.00	-	0.01	-	-	-	-	-	-	-	-	-	-	2,650	
2,700	0.00	0.00	0.00	-	743.00	-	-	-	-	-	-	-	-	-	-	0.00	0.00	0.00	-	0.01	-	-	-	-	-	-	-	-	-	-	2,700	
2,750	0.00	0.00	0.00	-	693.00	-	-	-	-	-	-	-	-	-	-	0.00	0.00	0.00	-	0.01	-	-	-	-	-	-	-	-	-	-	2,750	
2,800	0.00	0.00	0.00	-	643.00	-	-	-	-	-	-	-	-	-	-	0.00	0.00	0.00	-	0.01	-	-	-	-	-	-	-	-	-	-	2,800	
2,850	0.00	0.00	0.00	-	593.00	-	-	-	-	-	-	-	-	-	-	0.00	0.00	0.00	-	0.01	-	-	-	-	-	-	-	-	-	-	2,850	
2,900	0.00	0.00	0.00	-	543.00	-	-	-	-	-	-	-	-	-	-	0.00	0.00	0.00	-	0.01	-	-	-	-	-	-	-	-	-	-	2,900	
2,950	0.00	0.00	0.00	-	493.00	-	-	-	-	-	-	-	-	-	-	0.00	0.00	0.00	-	0.01	-	-	-	-	-	-	-	-	-	-	2,950	
3,000	0.00	0.00	0.00	-	443.00	-	-	-	-	-	-	-	-	-	-	0.00	0.00	0.00	-	0.02	-	-	-	-	-	-	-	-	-	-	3,000	
3,050	0.00	0.00	0.00	-	393.00	-	-	-	-	-	-	-	-	-	-	0.00	0.00	0.00	-	0.09	-	-	-	-	-	-	-	-	-	-	3,050	
3,100	0.00	0.00	0.00	-	343.00	-	-	-	-	-	-	-	-	-	-	0.00	0.00	0.00	-	0.32	-	-	-	-	-	-	-	-	-	-	3,100	
3,150	0.00	0.00	0.00	-	294.00	-	-	0.00	0.00	0.00	-	275.00	-	-	-	0.00	0.00	0.00	-	0.96	-	-	0.00	0.00	0.00	-	14.25	-	-	-	3,150	
3,200	0.00	0.00	0.00	-	246.00	-	-	0.00	0.00	0.00	-	234.00	-	-	-	0.00	0.00	0.00	-	2.50	-	-	0.00	0.00	0.00	-	22.25	-	-	-	3,200	
3,250	0.00	0.00	0.00	-	199.00	-	-	0.00	0.00	0.00	-	195.00	-	-	-	0.00	0.00	0.00	-	5.80	-	-	0.00	0.00	0.00	-	33.50	-	-	-	3,250	
3,300	0.00	0.00	0.00	-	155.00	-	-	0.00	0.00	0.00	-	159.00	-	-	-	0.00	0.00	0.00	-	12.00	-	-	0.00	0.00	0.00	-	48.00	-	-	-	3,300	
3,350	0.00	0.00	0.00	-	116.00	-	-	130.00	130.00	130.00	130.00	130.00	20	-	-	0.00	0.00	0.00	-	22.75	-	57	0.00	0.00	0.00	-	66.50	-	-	-	3,350	
3,400	0.00	0.00	0.00	-	82.50	-	4	102.00	102.00	102.00	102.00	102.00	20	1	-	0.00	0.00	0.00	-	39.25	-	52	0.00	0.00	0.00	-	89.00	-	-	-	3,400	
3,450	0.00	0.00	0.00	-	55.50	-	51	0.00	0.00	0.00	-	77.50	-	3	-	0.00	0.00	0.00	-	62.00	-	21	106.00	106.00	106.00	106.00	106.00	20	-	-	3,450	
3,500	0.00	0.00	0.00	-	35.25	-	125	0.00	0.00	0.00	-	58.50	-	1	-	0.00	0.00	0.00	-	91.50	-	37	136.00	136.00	136.00	136.00	136.00	20	-	-	3,500	
3,550	0.00	0.00	0.00	-	21.00	-	57	0.00	0.00	0.00	-	43.00	-	60	-	0.00	0.00	0.00	-	127.00	-	70	0.00	0.00	0.00	-	181.00	-	-	-	3,550	
3,600	0.00	0.00	0.00	-	11.75	-	106	0.00	0.00	0.00	-	31.00	-	23	-	0.00	0.00	0.00	-	168.00	-	120	0.00	0.00	0.00	-	219.00	-	20	-	3,600	
3,650	9.50	9.50	9.50	9.50	9.50	2	22	0.00	0.00	0.00	-	21.75	-	20	-	178.00	9.50	178.00	178.00	178.00	178.00	1	80	0.00	0.00	0.00	-	259.00	-	-	-	3,650
3,700	0.00	0.00	0.00	-	2.90	-	20	0.00	0.00	0.00	-	15.00	-	40	-	0.00	0.00	0.00	-	259.00	-	41	0.00	0.00	0.00	-	303.00	-	20	-	3,700	
3,750	0.00	0.00	0.00	-	1.30	-	-	0.00	0.00	0.00	-	10.00	-	20	-	0.00	0.00	0.00	-	308.00	-	-	0.00	0.00	0.00	-	348.00	-	-	-	3,750	
3,800	0.00	0.00	0.00	-	0.56	-	10	0.00	0.00	0.00	-	6.60	-	20	-	0.00	0.00	0.00	-	357.00	-	-	0.00	0.00	0.00	-	394.00	-	-	-	3,800	
3,850	0.00	0.00	0.00	-	0.22	-	35	0.00	0.00	0.00	-	4.30	-	-	-	0.00	0.00	0.00	-	406.00	-	-	0.00	0.00	0.00	-	441.00	-	-	-	3,850	
3,900	0.00	0.00	0.00	-	0.08	-	-	0.00	0.00	0.00	-	2.70	-	-	-	0.00	0.00	0.00	-	456.00	-	-	0.00	0.00	0.00	-	490.00	-	-	-	3,900	
Totals:						2	430						40	188	0	0							1	478					40	40	0	0
Number of Trades:						1							2		0								1						2		0	

ALPHA SERVICES HOLD (CR)

(Contract Size: 100 Securities, Exercise Style: American, Physical Delivery)

Call Options														Put Options																			
Exercise Price	June 2024						July 2024						Other Months		June 2024						July 2024						Other Months		Exercise Price				
	Open price	Price max	Price min	Last price	Closing price	Volume	Open Interest	Open price	Price max	Price min	Last price	Closing price	Volume	Open Interest	Volume	Open Interest	Open price	Price max	Price min	Last price	Closing price	Volume	Open Interest	Open price	Price max	Price min	Last price	Closing price		Volume	Open Interest	Volume	Open Interest
0.850	0.000	0.000	0.000	0.691	-	-											0.000	0.000	0.000	0.001	-	-											0.009
0.900	0.000	0.000	0.000	0.641	-	-											0.000	0.000	0.000	0.002	-	-											0.009
0.950	0.000	0.000	0.000	0.591	-	-											0.000	0.000	0.000	0.004	-	-											0.010
1.000	0.000	0.000	0.000	0.541	-	-	0.000	0.000	0.000		0.542	-	-			0.000	0.000	0.000	0.001	-	-	0.000	0.000	0.000	0.001	-	-					0.010	
1.100	0.000	0.000	0.000	0.441	-	-	0.000	0.000	0.000		0.443	-	-			0.000	0.000	0.000	0.001	-	-	0.000	0.000	0.000	0.001	-	-					0.011	
1.200	0.000	0.000	0.000	0.341	-	-	0.000	0.000	0.000		0.344	-	-			0.000	0.000	0.000	0.001	-	-	0.000	0.000	0.000	0.001	-	-					0.012	
1.300	0.000	0.000	0.000	0.243	-	-	0.000	0.000	0.000		0.247	-	-			0.000	0.000	0.000	0.002	-	-	0.000	0.000	0.000	0.004	-	-					0.013	
1.400	0.000	0.000	0.000	0.153	-	-	0.000	0.000	0.000		0.160	-	-			0.000	0.000	0.000	0.012	-	-	0.000	0.000	0.000	0.017	-	-					0.014	
1.500	0.000	0.000	0.000	0.081	-	-	0.000	0.000	0.000		0.092	-	-			0.000	0.000	0.000	0.039	-	-	0.000	0.000	0.000	0.048	-	-					0.015	
1.600	0.000	0.000	0.000	0.035	-	-	0.000	0.000	0.000		0.045	-	-			0.000	0.000	0.000	0.094	-	-	0.000	0.000	0.000	0.102	-	-					0.016	
1.700	0.000	0.000	0.000	0.012	-	-	0.000	0.000	0.000		0.019	-	-			0.000	0.000	0.000	0.171	-	-	0.000	0.000	0.000	0.176	-	-					0.017	
1.800	0.000	0.000	0.000	0.003	-	-	0.000	0.000	0.000		0.007	-	-			0.000	0.000	0.000	0.262	-	-	0.000	0.000	0.000	0.264	-	-					0.018	
1.900	0.000	0.000	0.000	0.001	-	-	0.000	0.000	0.000		0.002	-	-			0.000	0.000	0.000	0.360	-	-	0.000	0.000	0.000	0.360	-	-					0.019	
2.000	0.000	0.000	0.000	0.001	-	-	0.000	0.000	0.000		0.001	-	-			0.000	0.000	0.000	0.460	-	-	0.000	0.000	0.000	0.460	-	-					0.020	
2.200	0.000	0.000	0.000	0.001	-	-	0.000	0.000	0.000		0.001	-	-			0.000	0.000	0.000	0.660	-	-	0.000	0.000	0.000	0.660	-	-					0.022	
2.400	0.000	0.000	0.000	0.001	-	-	0.000	0.000	0.000		0.001	-	-			0.000	0.000	0.000	0.860	-	-	0.000	0.000	0.000	0.860	-	-					0.024	
2.600	0.000	0.000	0.000	0.001	-	-	0.000	0.000	0.000		0.001	-	-			0.000	0.000	0.000	1.06	-	-	0.000	0.000	0.000	1.06	-	-					0.026	
Totals:						0	0							0	0	0								0	0	0		0					
Number of Trades:						0							0	0								0.00							0	0			

NATIONAL BANK (CR)

(Contract Size: 100 Securities, Exercise Style: American, Physical Delivery)

Call Options														Put Options																		
June 2024							July 2024							Other Months		June 2024							July 2024							Other Months		Exercise Price
Open price	Price max	Price min	Last price	Closing price	Volume	Open Interest	Open price	Price max	Price min	Last price	Closing price	Volume	Open Interest	Volume	Open Interest	Open price	Price max	Price min	Last price	Closing price	Volume	Open Interest	Open price	Price max	Price min	Last price	Closing price	Volume	Open Interest	Volume	Open Interest	
3.400	0.000	0.000	0.000	4.46	-	-										0.000	0.000	0.000	0.001	-	-											0.034
3.600	0.000	0.000	0.000	4.26	-	-										0.000	0.000	0.000	0.001	-	-											0.036
3.800	0.000	0.000	0.000	4.06	-	-										0.000	0.000	0.000	0.001	-	-											0.038
4.000	0.000	0.000	0.000	3.86	-	-										0.000	0.000	0.000	0.001	-	-											0.040
4.400	0.000	0.000	0.000	3.46	-	-										0.000	0.000	0.000	0.001	-	-											0.044
4.800	0.000	0.000	0.000	3.06	-	-										0.000	0.000	0.000	0.001	-	-											0.048
5.200	0.000	0.000	0.000	2.66	-	-	0.000	0.000	0.000		2.67	-	-			0.000	0.000	0.000	0.001	-	-	0.000	0.000	0.000	0.001	-	-					0.052
5.600	0.000	0.000	0.000	2.27	-	-	0.000	0.000	0.000		2.27	-	-			0.000	0.000	0.000	0.001	-	-	0.000	0.000	0.000	0.001	-	-					0.056
6.000	0.000	0.000	0.000	1.87	-	-	0.000	0.000	0.000		1.88	-	-			0.000	0.000	0.000	0.001	-	-	0.000	0.000	0.000	0.001	-	-					0.060
6.400	0.000	0.000	0.000	1.47	-	-	0.000	0.000	0.000		1.48	-	-			0.000	0.000	0.000	0.002	-	-	0.000	0.000	0.000	0.007	-	-					0.064
6.800	0.000	0.000	0.000	1.07	-	-	0.000	0.000	0.000		1.11	-	-			0.000	0.000	0.000	0.002	-	-	0.000	0.000	0.000	0.030	-	-					0.068
7.200	0.000	0.000	0.000	0.685	-	-	0.000	0.000	0.000		0.767	-	-			0.000	0.000	0.000	0.018	-	-	0.000	0.000	0.000	0.089	-	-					0.072
7.600	0.000	0.000	0.000	0.360	-	30	0.000	0.000	0.000		0.487	-	-			0.000	0.000	0.000	0.093	-	324	0.000	0.000	0.000	0.209	-	-					0.076
8.000	0.000	0.000	0.000	0.143	-	-	0.000	0.000	0.000		0.283	-	-			0.000	0.000	0.000	0.276	-	-	0.000	0.000	0.000	0.404	-	-					0.080
8.400	0.000	0.000	0.000	0.042	-	-	0.000	0.000	0.000		0.147	-	3			0.000	0.000	0.000	0.576	-	10	0.000	0.000	0.000	0.669	-	-					0.084
8.800	0.000	0.000	0.000	0.009	-	-	0.000	0.000	0.000		0.070	-	-			0.000	0.000	0.000	0.944	-	-	0.000	0.000	0.000	0.994	-	-					0.088
9.200	0.000	0.000	0.000	0.001	-	-	0.000	0.000	0.000		0.030	-	-			0.000	0.000	0.000	1.34	-	-	0.000	0.000	0.000	1.36	-	-					0.092
9.600	0.000	0.000	0.000	0.001	-	-	0.000	0.000	0.000		0.012	-	-			0.000	0.000	0.000	1.74	-	-	0.000	0.000	0.000	1.74	-	-					0.096
10.000	0.000	0.000	0.000	0.001	-	-	0.000	0.000	0.000		0.004	-	-			0.000	0.000	0.000	2.14	-	-	0.000	0.000	0.000	2.14	-	-					0.100
11.000	0.000	0.000	0.000	0.001	-	-	0.000	0.000	0.000		0.001	-	-			0.000	0.000	0.000	3.14	-	-	0.000	0.000	0.000	3.14	-	-					0.110
Totals:					0	30					0	3	0	0					0	334					0	0	0	0	0			
Number of Trades:					0						0		0						0.00						0		0					

OTE (CR)

(Contract Size: 100 Securities, Exercise Style: American, Physical Delivery)

Exercise Price	Call Options													Put Options																			
	June 2024						July 2024						Other Months		June 2024						July 2024						Other Months		Exercise Price				
	Open price	Price max	Price min	Last price	Closing price	Volume	Open Interest	Open price	Price max	Price min	Last price	Closing price	Volume	Open Interest	Volume	Open Interest	Open price	Price max	Price min	Last price	Closing price	Volume	Open Interest	Open price	Price max	Price min	Last price	Closing price		Volume	Open Interest	Volume	Open Interest
9.200	0.000	0.000	0.000		4.25	-	-	0.000	0.000	0.000		4.26	-	-			0.000	0.000	0.000		0.001	-	-	0.000	0.000	0.000		0.001		-	-		
9.600	0.000	0.000	0.000		3.85	-	-	0.000	0.000	0.000		3.86	-	-			0.000	0.000	0.000		0.001	-	-	0.000	0.000	0.000		0.001	-	-			0.096
10.000	0.000	0.000	0.000		3.45	-	-	0.000	0.000	0.000		3.47	-	-			0.000	0.000	0.000		0.001	-	-	0.000	0.000	0.000		0.001	-	-			0.100
11.000	0.000	0.000	0.000		2.45	-	-	0.000	0.000	0.000		2.47	-	-			0.000	0.000	0.000		0.001	-	-	0.000	0.000	0.000		0.007	-	-			0.110
12.000	0.000	0.000	0.000		1.45	-	-	0.000	0.000	0.000		1.54	-	-			0.000	0.000	0.000		0.004	-	-	0.000	0.000	0.000		0.065	-	-			0.120
13.000	0.000	0.000	0.000		0.561	-	-	0.000	0.000	0.000		0.773	-	-			0.000	0.000	0.000		0.109	-	-	0.000	0.000	0.000		0.302	-	-			0.130
14.000	0.000	0.000	0.000		0.095	-	-	0.000	0.000	0.000		0.302	-	-			0.000	0.000	0.000		0.644	-	10	0.000	0.000	0.000		0.831	-	-			0.140
15.000	0.000	0.000	0.000		0.005	-	-	0.000	0.000	0.000		0.086	-	3			0.000	0.000	0.000		1.56	-	-	0.000	0.000	0.000		1.62	-	-			0.150
16.000	0.000	0.000	0.000		0.001	-	-	0.000	0.000	0.000		0.020	-	-			0.000	0.000	0.000		2.56	-	-	0.000	0.000	0.000		2.56	-	-			0.160
17.000	0.000	0.000	0.000		0.002	-	-	0.000	0.000	0.000		0.003	-	-			0.000	0.000	0.000		3.56	-	-	0.000	0.000	0.000		3.56	-	-			0.170
18.000	0.000	0.000	0.000		0.002	-	-	0.000	0.000	0.000		0.001	-	-			0.000	0.000	0.000		4.56	-	-	0.000	0.000	0.000		4.56	-	-			0.180
19.000	0.000	0.000	0.000		0.001	-	-	0.000	0.000	0.000		0.001	-	-			0.000	0.000	0.000		5.56	-	-	0.000	0.000	0.000		5.56	-	-			0.190
20.000	0.000	0.000	0.000		0.001	-	-						-	-			0.000	0.000	0.000		6.56	-	-				-	-				0.200	
22.000	0.000	0.000	0.000		0.001	-	-						-	-			0.000	0.000	0.000		8.56	-	-				-	-				0.220	
Totals:						0	0						0	3	0	0					0	10					0	10	0	0			
Number of Trades:						0							0		0						0.00						0		0				

PIRAEUS FINANCIAL HOLD (CR)

(Contract Size: 100 Securities, Exercise Style: American, Physical Delivery)

Call Options														Put Options																		
June 2024							July 2024							Other Months		June 2024							July 2024							Other Months		Exercise Price
Open price	Price max	Price min	Last price	Closing price	Volume	Open Interest	Open price	Price max	Price min	Last price	Closing price	Volume	Open Interest	Volume	Open Interest	Open price	Price max	Price min	Last price	Closing price	Volume	Open Interest	Open price	Price max	Price min	Last price	Closing price	Volume	Open Interest	Volume	Open Interest	
1.800	0.000	0.000	0.000	1.79	-	-										0.000	0.000	0.000	0.001	-	-											0.018
1.900	0.000	0.000	0.000	1.69	-	-										0.000	0.000	0.000	0.001	-	-											0.019
2.000	0.000	0.000	0.000	1.59	-	-										0.000	0.000	0.000	0.001	-	-											0.020
2.200	0.000	0.000	0.000	1.39	-	-										0.000	0.000	0.000	0.001	-	-											0.022
2.400	0.000	0.000	0.000	1.19	-	-										0.000	0.000	0.000	0.001	-	-											0.024
2.600	0.000	0.000	0.000	0.992	-	-	0.000	0.000	0.000		0.997	-	-			0.000	0.000	0.000	0.001	-	-	0.000	0.000	0.000	0.001	-	-					0.026
2.800	0.000	0.000	0.000	0.793	-	-	0.000	0.000	0.000		0.798	-	-			0.000	0.000	0.000	0.001	-	-	0.000	0.000	0.000	0.001	-	-					0.028
3.000	0.000	0.000	0.000	0.593	-	-	0.000	0.000	0.000		0.606	-	-			0.000	0.000	0.000	0.001	-	-	0.000	0.000	0.000	0.008	-	-					0.030
3.200	0.000	0.000	0.000	0.396	-	-	0.000	0.000	0.000		0.427	-	-			0.000	0.000	0.000	0.003	-	-	0.000	0.000	0.000	0.029	-	-					0.032
3.400	0.000	0.000	0.000	0.217	-	-	0.000	0.000	0.000		0.275	-	-			0.000	0.000	0.000	0.024	-	-	0.000	0.000	0.000	0.077	-	-					0.034
3.600	0.000	0.000	0.000	0.089	-	-	0.000	0.000	0.000		0.160	-	-			0.000	0.000	0.000	0.096	-	-	0.000	0.000	0.000	0.161	-	-					0.036
3.800	0.000	0.000	0.000	0.025	-	-	0.000	0.000	0.000		0.084	-	-			0.000	0.000	0.000	0.232	-	-	0.000	0.000	0.000	0.286	-	-					0.038
4.000	0.000	0.000	0.000	0.005	-	-	0.000	0.000	0.000		0.040	-	-			0.000	0.000	0.000	0.413	-	-	0.000	0.000	0.000	0.442	-	-					0.040
4.400	0.000	0.000	0.000	0.001	-	-	0.000	0.000	0.000		0.006	-	-			0.000	0.000	0.000	0.810	-	-	0.000	0.000	0.000	0.812	-	-					0.044
4.800	0.000	0.000	0.000	0.001	-	-	0.000	0.000	0.000		0.001	-	-			0.000	0.000	0.000	1.21	-	-	0.000	0.000	0.000	1.21	-	-					0.048
5.200	0.000	0.000	0.000	0.001	-	-	0.000	0.000	0.000		0.001	-	-			0.000	0.000	0.000	1.61	-	-	0.000	0.000	0.000	1.61	-	-					0.052
5.600	0.000	0.000	0.000	0.001	-	-	0.000	0.000	0.000		0.001	-	-			0.000	0.000	0.000	2.01	-	-	0.000	0.000	0.000	2.01	-	-					0.056
6.000	0.000	0.000	0.000	0.001	-	-	0.000	0.000	0.000		0.001	-	-			0.000	0.000	0.000	2.41	-	-	0.000	0.000	0.000	2.41	-	-					0.060
6.400	0.000	0.000	0.000	0.001	-	-										0.000	0.000	0.000	2.81	-	-											0.064
Totals:					0	0					0	0	0	0		0	0				0	0					0	0	0	0		
Number of Trades:					0						0		0			0.00						0					0					

PPC (CR)

(Contract Size: 100 Securities, Exercise Style: American, Physical Delivery)

Call Options														Put Options																					
June 2024							July 2024							Other Months		June 2024							July 2024							Other Months		Exercise Price			
Open price	Price max	Price min	Last price	Closing price	Volume	Open Interest	Open price	Price max	Price min	Last price	Closing price	Volume	Open Interest	Volume	Open Interest	Open price	Price max	Price min	Last price	Closing price	Volume	Open Interest	Open price	Price max	Price min	Last price	Closing price	Volume	Open Interest	Volume	Open Interest				
6.800	0.000	0.000	0.000	4.26	-	-										0.000	0.000	0.000	0.001	-	-											0.068			
7.200	0.000	0.000	0.000	3.86	-	-										0.000	0.000	0.000	0.001	-	-											0.072			
7.600	0.000	0.000	0.000	3.46	-	-										0.000	0.000	0.000	0.001	-	-											0.076			
8.000	0.000	0.000	0.000	3.06	-	-										0.000	0.000	0.000	0.001	-	-											0.080			
8.400	0.000	0.000	0.000	2.66	-	-	0.000	0.000	0.000		2.67	-	-			0.000	0.000	0.000	0.001	-	-	0.000	0.000	0.000		0.002	-	-			0.084				
8.800	0.000	0.000	0.000	2.26	-	-	0.000	0.000	0.000		2.28	-	-			0.000	0.000	0.000	0.001	-	-	0.000	0.000	0.000		0.006	-	-			0.088				
9.200	0.000	0.000	0.000	1.86	-	-	0.000	0.000	0.000		1.89	-	-			0.000	0.000	0.000	0.001	-	-	0.000	0.000	0.000		0.018	-	-			0.092				
9.600	0.000	0.000	0.000	1.46	-	-	0.000	0.000	0.000		1.52	-	-			0.000	0.000	0.000	0.004	-	-	0.000	0.000	0.000		0.049	-	-			0.096				
10.000	0.000	0.000	0.000	1.08	-	-	0.000	0.000	0.000		1.18	-	-			0.000	0.000	0.000	0.019	-	-	0.000	0.000	0.000		0.105	-	-			0.100				
11.000	0.000	0.000	0.000	0.323	-	5	0.000	0.000	0.000		0.515	-	26			0.000	0.000	0.000	0.263	-	-	0.000	0.000	0.000		0.439	-	-			0.110				
12.000	0.000	0.000	0.000	0.040	-	29	0.239	0.239	0.233	0.233	0.233	22	27			0.000	0.000	0.000	0.982	-	-	0.000	0.000	0.000		1.09	-	-			0.120				
13.000	0.000	0.000	0.000	0.002	-	3	0.000	0.000	0.000		0.040	-	10			0.000	0.000	0.000	1.95	-	-	0.000	0.000	0.000		1.97	-	-			0.130				
14.000	0.000	0.000	0.000	0.001	-	-	0.000	0.000	0.000		0.007	-	-			0.000	0.000	0.000	2.95	-	-	0.000	0.000	0.000		2.95	-	-			0.140				
15.000	0.000	0.000	0.000	0.001	-	-	0.000	0.000	0.000		0.001	-	-			0.000	0.000	0.000	3.95	-	-	0.000	0.000	0.000		3.95	-	-			0.150				
16.000	0.000	0.000	0.000	0.001	-	-	0.000	0.000	0.000		0.001	-	-			0.000	0.000	0.000	4.95	-	-	0.000	0.000	0.000		4.95	-	-			0.160				
17.000	0.000	0.000	0.000	0.001	-	-	0.000	0.000	0.000		0.001	-	-			0.000	0.000	0.000	5.95	-	-	0.000	0.000	0.000		5.95	-	-			0.170				
18.000	0.000	0.000	0.000	0.001	-	-										0.000	0.000	0.000	6.95	-	-										0.180				
Totals:					0	37						22	63	0	0								0	0								0	10	0	0
Number of Trades:					0							2		0									0.00									0		0	

Lending Products	Underlying Title	Multilateral Transactions[1]					Bilateral Transactions[2]		Stock Borrowing through OTC (volume)[3]
		Open Interest[5]	Volume(Offered)	Average Weighted	Transactions volume	Average Weighted	Transactions Volume	Average Weighted	Transactions Volume
ADMIEBOR	ADMIE (IPTO) HOLDING S.A. (CR)	---	---	---	---	---	---	202,364	
AEGNBOR	AEGEAN AIRLINES (CR)	6,511	---	---	500	4.88%	---	319,996	
AETFBOR	ALPHA ETF FTSE Athex Large Cap	---	---	---	---	---	---	---	
ALPHABOR	ALPHA SERVICES HOLD (CR)	---	---	---	---	---	---	60,459,232	
ALMYBOR	ALUMIL (CR)	---	---	---	---	---	---	---	
AIABOR	ATHENS INTL AIRPORT (CR)	1,961	---	---	---	---	---	86,900	
ACAGBOR	AUSTRIACARD (CB)	---	---	---	---	---	---	---	
OTOELBOR	AUTOHELLAS SA (CR)	2,589	---	---	---	---	---	95,089	
AVAXBOR	AVAX S.A. (CR)	---	---	---	---	---	---	---	
EEEBOR	CC HBC AG (CR)	2,599	---	---	---	---	---	77,221	
CENERBOR	CENERGY HOLDINGS (CB)	---	---	---	4,600	5.97%	---	58,616	
DIMANDBOR	DIMAND (CR)	---	---	---	---	---	---	90,674	
ELLAKTORBOR	ELLAKTOR (CR)	2,925	---	---	---	---	---	54,365	
ELHABOR	ELVALHALCOR (CR)	3,134	---	---	---	---	---	66,687	
EPSILBOR	EPSILON NET (CR)	---	---	---	---	---	---	8,700	
EUROBBOR	EUROBANK HOLDINGS (CR)	119,911	---	---	---	---	---	52,754,044	
EYDAPBOR	EYDAP S.A. (CR)	845	---	---	---	---	---	221,666	
FOYRKBOR	FOURLIS (CR)	230	---	---	---	---	---	38,297	
GEKTERNABOR	GEK TERNA (CR)	---	---	---	---	---	---	3,698	
SARBOR	GR. SARANTIS S.A. (CR)	1,942	---	---	---	---	---	18,591	
EXAEBOR	HELLENIC EXCHANGES-A.S.E. (CR)	---	---	---	---	---	---	152,047	
ELPEBOR	HELLENIQ ENERGY (CR)	---	---	---	---	---	---	573,209	
INTEKBOR	IDEAL HOLDINGS (CR)	---	---	---	---	---	---	3,350	
INTRKBOR	INTRACOM HOLDINGS (CR)	---	---	---	---	---	---	241	
INKATBOR	INTRAKAT (CR)	---	---	---	---	---	---	282,391	
INLOTBOR	INTRALOT (CR)	---	---	---	---	---	---	1,262,422	
BELABOR	JUMBO SA (CR)	2,648	---	---	---	---	---	195,735	
KRIBOR	KRI-KRI S.A. (CR)	---	---	---	---	---	---	140	
LAMDABOR	LAMDA DEVELOPMENT SA (CR)	---	---	---	---	---	---	223,277	
LAVIBOR	LAVIPHARM SA (CR)	---	---	---	---	---	---	---	
MIGBOR	MIG (CR)	1,992	---	---	---	---	---	40,179	

Stock Lending Notes

[1] - Multilateral contracts Lending or Borrowing as per Methods 8-1, 8-2 and 8-3-3 (According to ATHEX BoD Resolution No.17)

[2] - Bilateral Contracts Lending or Borrowing as per Methods 8-3-1 and 8-3-2 & Contracts as per Method 4 (According to ATHEX BoD Resolution No.20)

[3] - The information concerning OTC Stock Borrowing Transactions is based on the statements of the Dematerialised Securities System (DSS) operators involved and refers to volumes that have been registered up until the previous working day.

[4] - Average Price (Volume weighted)

[5] - The Data concerning Open Interest before the start of trading session

Lending Products	Underlying Title	Open Interest[5]	Multilateral Transactions[1]				Bilateral Transactions[2]		Stock Borrowing through OTC (volume)[3]	
			Volume(Offered)	Average Weighted	Transactions volume	Average Weighted	Transactions Volume	Average Weighted	Transactions Volume	
MOHBOR	MOTOR OIL (CR)	18,705	---	---	---	---	---	---	556,652	
MYTILBOR	MYTILINEOS (CR)	2,362	---	---	---	---	---	---	287,469	
ETEBOR	NATIONAL BANK (CR)	53,000	---	---	---	---	---	---	12,015,916	
OPAPBOR	OPAP (CR)	13,216	---	---	---	---	---	---	1,843,630	
OPTIMABOR	OPTIMA BANK (CR)	22,701	---	---	---	---	---	---	75,000	
HTOBOR	OTE (CR)	490	---	---	---	---	---	---	1,686,274	
PPABOR	P.P.A. S.A. (CR)	4,500	---	---	---	---	---	---	67,438	
TPEIRBOR	PIRAEUS FINANCIAL HOLD (CR)	---	---	---	4,223	4.88%	---	---	10,824,015	
PPCBOR	PPC (CR)	2,000	---	---	---	---	---	---	2,778,881	
PREMABOR	PREMIA (CR)	---	---	---	---	---	---	---	---	
PROFBOR	PROFILE SA (CR)	---	---	---	---	---	---	---	5,000	
QUESTBOR	QUEST HOLDINGS (CR)	391	---	---	---	---	---	---	11,331	
OLYMPBOR	TECHNICAL OLYMPIC SA (CR)	---	---	---	---	---	---	---	---	
TENERGYBOR	TERNA ENERGY (CR)	---	---	---	---	---	---	---	395,675	
EYAPSBOR	THESSALONIKA WATER & SEWERAGE	---	---	---	---	---	---	---	---	
PLATBOR	THRACE PLASTICS SA (CR)	---	---	---	---	---	---	---	1,596	
TITCBOR	TITAN CEMENT (CB)	2,037	---	---	---	---	---	---	228,844	
VIOBOR	VIOHALCO S.A./V (CB)	4,879	---	---	---	---	---	---	---	

Stock Lending Notes

[1] - Multilateral contracts Lending or Borrowing as per Methods 8-1, 8-2 and 8-3-3 (According to ATHEX BoD Resolution No.17)

[2] - Bilateral Contracts Lending or Borrowing as per Methods 8-3-1 and 8-3-2 & Contracts as per Method 4 (According to ATHEX BoD Resolution No.20)

[3] - The information concerning OTC Stock Borrowing Transactions is based on the statements of the Dematerialised Securities System (DSS) operators involved and refers to volumes that have been registered up until the previous working day.

[4] - Average Price (Volume weighted)

[5] - The Data concerning Open Interest before the start of trading session

Sectors codification for listed companies

12003-	ETF	10101010	Computer Services
10101015	Software	10102030	Computer Hardware
15101010	Telecommunications Equipment	15102015	Telecommunications Services
20101010	Health Care Facilities	20101025	Health Care Services
20102010	Medical Equipment	20103015	Pharmaceuticals
30101010	Banks	30202000	Diversified Financial Services
30202010	Asset Managers & Custodians	30202015	Investment Services
30204000	Closed End Investments	30302010	Full Line Insurance
30302015	Insurance Brokers	30302025	Property and Casualty Insurance
35101010	Real Estate Holding and Development	35101015	Real Estate Services
35102000	Diversified REITs	35102030	Office REITs
35102045	Retail REITs.	40201040	Rental & Leasing Services: Consumer
40202010	Home Construction	40202015	Household Furnishings
40202020	Household Appliance	40203040	Electronic Entertainment
40204020	Clothing & Accessories	40301010	Entertainment
40301030	Publishing	40301035	Radio & TV Broadcasters
40401010	Diversified Retailers	40401020	Apparel Retailers
40401025	Home Improvement Retailers	40401030	Specialty Retailers
40501010	Airlines	40501015	Travel & Tourism
40501020	Casinos & Gambling	40501025	Hotels & Motels
45101015	Distillers & Vintners	45101020	Soft Drinks
45102010	Farming Fishing Ranching & Plantations	45102020	Food Products
45103010	Tobacco	45201010	Food Retailers & Wholesalers
45201020	Personal Products	50101010	Construction
50101020	Building Roof/Wallboard and Plumbing	50101030	Cement
50101035	Building Materials: Other	50202010	Electrical Components
50203015	Plastics	50203030	Containers & Packaging
50204000	Machinery: Industrial	50204020	Machinery: Construction & Handling
50205010	Industrial Suppliers	50205020	Back Office Support HR & Consulting
50205030	Forms & Bulk Printing Services	50206015	Commercial Vehicles & Parts
50206030	Marine Transportation	50206060	Transportation Services
55101000	Diversified Materials	55101020	Textile Products
55102000	General Mining	55102010	Iron & Steel
55102015	Metal Fabricating	55102035	Aluminum
60101020	Oil Refining and Marketing	65101010	Alternative Electricity
65101015	Conventional Electricity	65102000	Multi-Utilities
65102030	Water		



ATHEX
Athens Stock Exchange

Λεωφ. Αθηνών 110 104 42 Αθήνα
110, Athinon Ave. GR 104 42 Athens
tel. (+30)210-33.66.800, fax (+30)210-33.66.101
www.athexgroup.gr