

24

Ημερήσιο Δελτίο
Συναλλακτικής Δραστηριότητας

Daily Official List
of Trading Activity

Tuesday, 28 May, 2024

Year: 145 Trading Day No: 98



ATHEXGROUP
Athens Exchange Group

Disclaimer:

Hellenic Exchanges-Athens Stock Exchange S.A endeavours to ensure that the data and other material ("Information") presented on the Daily Official List are accurate and complete, but it is not liable for any errors or omissions of data or /and for the accuracy, credibility, updating and completeness of the aforesaid information nor it has any liability arising directly or indirectly from the use of the above Information.

The Company is not liable for the accuracy of the data included in listed companies' announcements. Only the sender of such an announcement is fully and solely liable for any infringement of third party's rights from the content of such announcement. All contents of the Daily Official List are provided only for information purposes and do not constitute investment advice or solicitation to invest in securities or other products listed for trading on the Exchange.

You acknowledge and agree that the Company is the owner of any property rights related to any Information appearing on the Daily Official List including intellectual property rights copyright, trademarks, etc.

The above data are a property of the Hellenic Exchanges-Athens Exchange and are copyright protected. Users are forbidden to reproduce, modify, copy, sale, transmit or redistribute, by all reproduction means and methods, part or the whole of the above data, without reference to their source.

The commercial exploitation of these data is, also, forbidden by third parties. Hellenic Exchanges-Athens Exchange does not carry any responsibility, direct or indirect, derived from usage or accidental alteration of the above data when used by third parties.

Hellenic Exchanges – Athens Stock Exchange S.A.

110 Athinon Ave., 10442 Athens, Tel: (210) 33.66.800, Fax: (210) 32.13.938

www.athexgroup.gr

Thessalonica Stock Exchange Center (T.S.E.C)

16-18 Katouni Str., Thessalonica 546 25 Tel: (2310) 567.667, Fax: (2310) 530.545

Athex Members Guarantee Fund

14-16 Fidiou Str., Athens 106 78, Tel: (210) 33.04.682, Fax: (210) 33.04.155

Hellenic Republic Capital Market Commission

1 Kolokotroni Str. & 1 Stadiou Str., Athens 10562 Tel: (210) 33.77.100 Fax: (210) 33.77.173

Table of Contents

Section 1: Statistical Figures of Securities, Derivatives and Lending

Summary of Markets

Athex Indices

Analytic Figures for Athex Market's Boards and Categories

Trading Details by Athex Sectors and Financial Instruments (ETFs)

Top 10 best & worst performing Shares

Derivatives Summary

Section 2: Analytic Figures of Shares Transactions

Analytic Figures of Shares Transactions

Shares' Notes

Section 3: Figures of Securities Transactions

Securities Blocks Details

Shares Rights Details

Stock Borrowing

Forced Sales Details

Forced Sales Registered Shares

Exchange Traded Funds (ETFs) Characteristics

Section 5: Bonds traded in Fixed Income Assets Market

Convertible Corporate Bonds - Regulated Market

Non Convertible Corporate Bonds - Regulated Market

Government Bonds

Treasury Bills & Zero Coupon Government Bonds

Government Bonds Traded with the Open Outcry Method

State Banks Bonds

Section 6: Additional Infos

Athex & ATHEXClear Members List

List of Stocks under Market Making operations

Section 7: Derivatives Market Analytic Figures

Index Futures

Stock Futures

Index Options

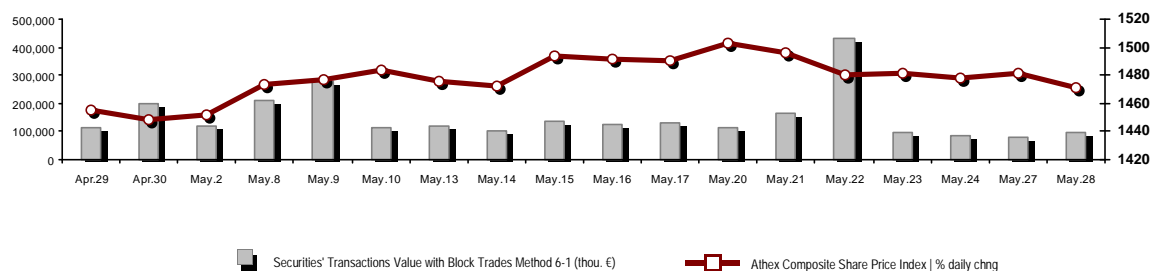
Stock Options

Stock Lending Analytic Figures

Appendix A: Sectors codification for listed companies

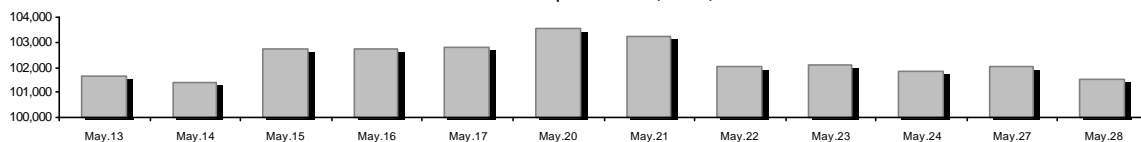
Summary of Markets

Athex Composite Share Price Index vs Shares and Derivatives Transactions Value

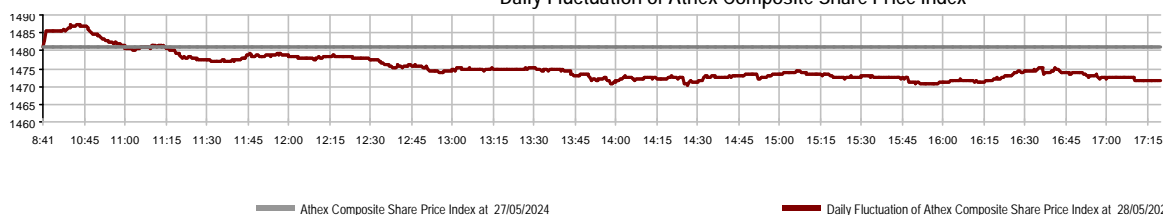


Athex Capitalisation (mill. €)**:	101,508.81	Derivatives Total Open Interest	516,288
Daily change: mill. € %	-538.65 -0.53%	in Index Futures % daily chng	4,821 1.52%
Yearly Avg Capitalisation: mill. € % chng prev year Avg	96,482.74 20.02%	in Stock Futures % daily chng	510,104 0.09%
Athex Composite Share Price Index % daily chng	1,471.63 -0.65%	in Index Options % daily chng	866 3.34%
Athex Composite Share Price Index Capitalisation (mill. €)	92,221.94	in Stock Options % daily chng	497 1.02%
Daily change (mill. €)	-520.72		
Securities' Transactions Value with Block Trades Method 6-1 (t)	96,111.34	Derivatives Contracts Volume:	14,516
Daily change: %	14,334.71 17.53%	Daily change: pieces %	5,855 67.60%
YtD Avg Trans. Value: thou. € % chng prev year Avg	142,629.14 30.17%	YtD Avg Derivatives Contracts % chng prev year Avg	35,742 -18.70%
Blocks Transactions Value of Method 6-1 (thou. €)	7,248.53	Derivatives Trades Number:	1,103
Blocks Transactions Value of Method 6-2 & 6-3 (thou. €)	98.64	Daily change: number %	171 18.35%
Bonds Transactions Value (thou.€)	763.08	YtD Avg Trades number % chng prev year Avg	2,002 -14.12%
Securities' Transactions Volume with Block Trades Method 6-1 (tho)	18,251.16	Lending Total Open Interest	269,667
Daily change: thou. pieces %	5,338.20 41.34%	Daily change: pieces %	9,306 3.57%
YtD Avg Volume: % chng prev year Avg	31,590.95 -6.04%	Lending Volume (Multilateral/Bilateral)	679
Blocks Transactions Volume of Method 6-1 (thou. Pieces)	2,174.62	Daily change: pieces %	-9,188
Blocks Transactions Volume of Method 6-2 & 6-3 (thou. Pieces)	8.48	Multilateral Lending	679
Bonds Transactions Volume	797,000	Bilateral Lending	0
Securities' Trades Number with Block Trades Method 6-1	34,098	Lending Trades Number:	2
Daily change: number %	6,397 23.09%	Daily change: %	-6
YtD Avg Trades number % chng prev year Avg	41,143 13.58%	Multilateral Lending Trades Number	2
Number of Blocks Method 6-1	6	Bilateral Lending Trades Number	0
Number of Blocks Method 6-2 & 6-3	1		
Number of Bonds Transactions	164		

Athex Capitalisation (mill. €)**



Daily Fluctuation of Athex Composite Share Price Index



Athex Indices

Index name	28/05/2024	27/05/2024	pts.	%	Min	Max	Year min	Year max	Year change
Athex Composite Share Price Index	1,471.63 €	1,481.23	-9.60	-0.65%	1,470.44	1,487.42	1,293.14	1,505.35	13.80% #
Athex Composite Index Total Return Index	2,697.29 €	2,714.72	-17.43	-0.64%	2,695.11	2,726.24	2,355.44	2,756.70	14.51% #
Athex ESG Index	1,679.58 €	1,692.14	-12.56	-0.74%	1,677.77	1,698.50	1,471.77	1,722.97	14.12% #
ATHEX Alternative Market Price Index	14,155.89 #	14,137.15	18.74	0.13%	13,990.03	14,211.50	9,352.11	15,217.49	51.37% #
FTSE/Athex Large Cap	3,571.86 €	3,600.40	-28.54	-0.79%	3,568.95	3,614.28	3,122.79	3,665.50	14.38% #
FTSE/Athex Mid Cap Index	2,358.02 #	2,357.35	0.67	0.03%	2,346.10	2,370.24	2,167.92	2,459.55	4.76% #
FTSE/ATHEX High Dividend Yield Index	4,108.19 €	4,127.90	-19.71	-0.48%	4,105.52	4,147.18	3,752.57	4,217.66	8.93% #
FTSE/Athex Market Index	853.49 €	859.12	-5.63	-0.66%	852.66	862.97	746.82	875.18	14.28% #
FTSE/Athex Banks	1,306.88 €	1,325.21	-18.33	-1.38%	1,298.58	1,325.21	1,057.67	1,349.28	23.10% #
FTSE/ATHEX TECHNOLOGY & TELECOMMUNICAT	5,577.42 #	5,558.99	18.43	0.33%	5,536.72	5,609.06	4,915.95	5,705.00	9.95% #
FTSE/ATHEX FINANCIAL SERVICES	6,141.64 €	6,226.75	-85.11	-1.37%	6,103.72	6,226.75	4,996.31	6,339.99	22.48% #
FTSE/ATHEX REAL ESTATE	4,724.21 €	4,742.27	-18.06	-0.38%	4,714.02	4,753.31	4,639.72	5,120.52	-4.76% €
FTSE/ATHEX CONSUMER DISCRETIONARY	5,093.86 €	5,159.49	-65.63	-1.27%	5,093.86	5,188.75	4,993.33	5,557.48	1.56% #
FTSE/ATHEX CONSUMER STAPLES	6,308.20 #	6,283.19	25.01	0.40%	6,279.56	6,395.04	5,069.68	6,458.99	23.97% #
FTSE/ATHEX INDUSTRIALS	6,246.80 €	6,310.79	-63.99	-1.01%	6,208.46	6,319.92	5,044.08	6,445.12	22.93% #
FTSE/ATHEX BASIC MATERIALS	5,176.42 €	5,294.18	-117.76	-2.22%	5,176.42	5,294.18	4,577.28	5,876.05	6.30% #
FTSE/ATHEX ENERGY & UTILITIES	5,312.22 €	5,349.89	-37.67	-0.70%	5,308.29	5,369.69	4,961.47	5,474.06	6.51% #
Athex All Share Index	340.33 €	342.13	-1.80	-0.53%	340.33	340.33	304.60	347.29	12.69% #
Hellenic Mid & Small Cap Index	2,094.71 €	2,112.61	-17.90	-0.85%	2,092.71	2,120.40	1,929.00	2,157.15	8.59% #
FTSE/Athex Large Cap Total Return	5,944.57 €	5,992.07	-47.50	-0.79%			5,201.70	6,088.15	15.04% #
FTSE/Athex Mid Cap Total Return	3,175.60 #	3,174.70	0.90	0.03%			2,922.90	3,302.69	4.76% #
MSCI GREECE REBASED	5,664.75 €	5,731.91	-67.16	-1.17%	5,658.76	5,737.67	4,984.69	5,837.84	13.64% #
Hellenic Corporate Bond Index	132.01 #	131.91	0.11	0.08%			129.54	132.01	1.83% #
Hellenic Corporate Bond Price Index	91.14 #	91.09	0.05	0.05%			90.52	91.29	0.54% #

Note 1: FTSE/Med 100, Hellenic Corporate Bond Price Index and Hellenic Corporate Bond Index closing prices refer to the previous trading day of 24/05/2024.

Note 2: The Hellenic Mid & Small Cap Index is a Customized index calculated by the Athens Exchange.

Analytic Figures for Athex Market's Boards and Categories

	Total Traded Securities	Main Market	Surveillance	Exchange Traded Funds (ETFs)
Totals	121	112	8	1
Gain / Lose / Same:	32 / 70 / 19	31 / 67 / 14	1 / 2 / 5	0 / 1 / 0
Athex Capitalisation (mill. €) **	101,508.81	101,433.96	74.85	
Daily Average Trans/ons Value(thou.€)	142,629.14	142,407.66	42.68	299.05
Transactions Value	96,209.98	96,105.76	14.89	89.32
Main Board:	88,828.97	88,724.75	14.89	89.32
Blocks Board 6_2_3:	7,347.17	7,347.17	0.00	0.00
Forced Sales Board:	33.85	33.85	0.00	0.00
Special Terms Board:	0.00	0.00	0.00	0.00
Daily Average Transactions Volume	31,590,954	31,412,333	189,150	8,683
Transactions Volume	18,259,642	18,196,523	60,653	2,466
Main Board:	16,061,434	15,998,315	60,653	2,466
Blocks Board 6_2_3:	2,183,096	2,183,096	0	0
Forced Sales Board:	15,112	15,112	0	0
Special Terms Board:	0	0	0	0
Daily Average Number of Trades	41,143	41,016	74	54
Number of Trades	34,099	34,030	46	23
Main Board:	34,087	34,018	46	23
Blocks Board 6_2_3:	7	7	0	0
Forced Sales Board:	5	5	0	0
Special Terms Board:	0	0	0	0

Trading Details by Athex Sectors and Financial Instruments (ETFs)

Code	Sectors	Gain / Lose / Same	Number of Trades	Transactions Volume	Transactions Value	% of Total Trans. Value
3010	- Banks	1 / 5 / 1	10,889	12,586,982	43,567,317.33	45.28%
5510	- Basic Resources	3 / 7 / 3	1,129	394,730	1,606,752.96	1.67%
5010	- Construction & Materials	3 / 9 / 1	2,889	994,264	5,174,403.81	5.38%
4020	- Consumer Products & Services	1 / 4 / 2	465	145,900	337,536.86	0.35%
6010	- Energy	2 / 2 / 0	2,649	402,216	6,127,932.65	6.37%
12000	- Financial Instruments	0 / 1 / 0	23	2,466	89,324.30	0.09%
3020	- Financial Services	2 / 2 / 1	420	63,200	329,732.39	0.34%
4510	- Food Beverage & Tobacco	3 / 1 / 1	261	67,808	1,022,628.28	1.06%
2010	- Health Care	1 / 2 / 0	121	43,726	49,200.06	0.05%
5020	- Industrial Goods & Services	7 / 8 / 2	2,143	413,411	2,669,311.69	2.77%
3030	- Insurance	0 / 0 / 1	35	3,221	15,684.87	0.02%
4030	- Media	0 / 0 / 0	---	---	---	---
4520	- Personal Care, Drug & Grocery Stores	0 / 2 / 0	310	37,412	349,912.90	0.36%
3510	- Real Estate	0 / 7 / 5	894	290,311	1,210,167.07	1.26%
4040	- Retail	2 / 4 / 1	1,695	218,675	4,618,996.20	4.80%
1010	- Technology	5 / 6 / 0	1,598	421,373	1,866,232.08	1.94%
1510	- Telecommunications	0 / 2 / 0	994	208,293	2,945,819.72	3.06%
4050	- Travel & Leisure	2 / 3 / 0	3,645	921,667	9,580,564.05	9.96%
6510	- Utilities	0 / 5 / 1	3,939	1,043,987	14,648,463.66	15.23%

Top 10 best & worst performing Shares

Main Market

With positive Price change			With negative Price change		
	Closing price	change		Closing price	change
INTRACOM HOLDINGS (CR)	3.84	5.49% #	MOTODYNAMICS S.A. (CR)	2.88	-4.64% €
REVOIL (CR)	1.715	2.39% #	PAPOUTSANIS (CR)	2.4	-4.38% €
KRI-KRI S.A. (CR)	11.2	2.28% #	VIOHALCO SA/NV (CB)	6.18	-4.04% €
CC HBC AG (CR)	32.4	2.27% #	UNIBIOS (CR)	1.315	-2.59% €
PETROPOULOS PETROS (CR)	8.78	1.62% #	THESSALONIKA WATER & SEWERAGE	3.12	-2.50% €
CPI SA (CR)	0.69	1.47% #	ILYDA S.A. (CR)	1.71	-2.29% €
TPA SA (CR)	21.6	1.41% #	ALPHA SERVICES HOLD (CR)	1.68	-2.21% €
P.P.A. S.A. (CR)	24.2	1.26% #	IDEAL HOLDINGS (CR)	5.98	-2.13% €
GEN. COMMERCIAL & IND.SA (CR)	1.545	0.98% #	AUTOHELLAS SA (CR)	11.86	-1.98% €
ATTICA HOLDINGS (CR)	2.44	0.83% #	TITAN CEMENT (CB)	30.85	-1.75% €
With the highest Transactions Value			With the highest Transactions Volume		
	Value (thou. €)	change		Volume	change
NATIONAL BANK (CR)	14,377.32	-1.18% €	EUROBANK HOLDINGS (CR)	4,359,506	-0.94% €
PIRAEUS FINANCIAL HOLD (CR)	12,439.48	-1.55% €	PIRAEUS FINANCIAL HOLD (CR)	3,318,121	-1.55% €
EUROBANK HOLDINGS (CR)	9,097.59	-0.94% €	ALPHA SERVICES HOLD (CR)	2,976,008	-2.21% €
OPAP (CR)	8,300.42	-1.60% €	NATIONAL BANK (CR)	1,709,563	-1.18% €
MYTILINEOS (CR)	7,735.45	-0.91% €	OPAP (CR)	557,316	-1.60% €
ALPHA SERVICES HOLD (CR)	5,026.43	-2.21% €	ELLAKTOR (CR)	487,766	-1.54% €
JUMBO SA (CR)	4,441.10	-0.89% €	ADMIE (IPTO) HOLDING S.A. (CR)	390,052	-0.45% €
MOTOR OIL (CR)	4,237.29	-1.27% €	INTRALOT (CR)	276,283	-1.56% €
PPC (CR)	2,986.01	-0.52% €	PPC (CR)	258,695	-0.52% €
OTE (CR)	2,944.61	-0.35% €	INTRAKAT (CR)	228,243	-1.53% €

Note: Stocks that are not included in the "Under Supervision" category, and the transactions value is more than 10,000 €.

Derivatives Summary

	Number of Trades	Volume	Open Interest
Index Futures	98	408	4,821
FTSE/Athex Banks	3	14	877
FTSE/Athex Large Cap	95	394	3,931
MSCI GREECE REBASED	0	0	13
Stock Futures	1,001	14,047	510,104
ADMIE (IPTO) HOLDING S.A. (CR)	11	204	28,003
AEGEAN AIRLINES (CR)	25	94	4,055
ALPHA SERVICES HOLD (CR)	107	5,006	177,023
ATHENS INTL AIRPORT (CR)	4	14	1,165
AUTOHELLAS SA (CR)	0	0	205
AVAX S.A. (CR)	0	0	969
CC HBC AG (CR)	6	26	65
CENERGY HOLDINGS (CB)	25	222	4,031
ELLAKTOR (CR)	60	400	4,784
ELVALHALCOR (CR)	15	89	4,945
EUROBANK HOLDINGS (CR)	64	1,515	28,382
EYDAP S.A. (CR)	1	5	4,344
FOURLIS (CR)	3	8	1,123
GEK TERNA (CR)	7	17	15,848
HELLENIC EXCHANGES-A.S.E. (CR)	28	205	8,684
HELLENIQ ENERGY (CR)	12	49	5,593
INTRACOM HOLDINGS (CR)	74	458	7,956
INTRAKAT (CR)	3	20	2,174
JUMBO SA (CR)	2	4	551
LAMDA DEVELOPMENT SA (CR)	0	0	7,541
MIG (CR)	0	0	132
MOTOR OIL (CR)	2	2	323
MYTILINEOS (CR)	9	19	6,397
NATIONAL BANK (CR)	31	234	10,504
OPAP (CR)	62	180	3,013
OPTIMA BANK (CR)	0	0	209
OTE (CR)	26	112	6,074
P.P.A. S.A. (CR)	0	0	133
PIRAEUS FINANCIAL HOLD (CR)	218	4,160	104,440
PPC (CR)	77	311	33,793
QUEST HOLDINGS (CR)	0	0	286
TERNA ENERGY (CR)	64	303	32,353
TITAN CEMENT (CB)	5	21	175
VIOHALCO SA/NV (CB)	60	369	4,831
Index Options	2	40	866
FTSE/Athex Large Cap	2	40	866
Stock Options	2	21	497
ALPHA SERVICES HOLD (CR)	0	0	0
NATIONAL BANK (CR)	0	0	364
OPAP (CR)	0	0	64
OTE (CR)	1	10	18
PIRAEUS FINANCIAL HOLD (CR)	0	0	0
PPC (CR)	1	11	51
Total Derivatives Traded	1,103	14,516	516,288

Shares' Notes

Code	Note text
()	- Adjusted dividends.
*	- Last adjusted closing price.
[1]	- Net dividends.
[2]	- The "Date of Last Coupon" for New listings refers to the date company's stocks started to trade in Athex
[3]	- The Company Market Value is referred to the number of outstanding shares
[4]	- Sectors codification can be found in Appendix A
[5]	- The Market Value refers to the total number of shares listed (including their several classes) in the exchange by the company.
[6]	- P/E greater than 100
[7]	- Last view of the Order Book before the end of the trading session
[8]	- All Blocks Methods' Transactions Value are included.
4750	- Transfer to the Under Surveillance Category from 8/4/2011.
4955	- Transfer to the Surveillance Category as from 5/4/2013.
5093	- Transfer to the Surveillance Category as of 8/4/2015.
5141	- Transfer to the Surveillance Category as of 10/05/2017.
5160	- Transfer to the Surveillance Category as of 15/04/2016.
5165	- Transfer to the Surveillance Category as of 15/02/2018.
5193	- Transfer to the Surveillance Category as of 25/10/2018.
5197	- Transfer to the Surveillance Category as of 07/11/2018.
5232	- Transfer to the Under Surveillance Category from 08/04/2011.
5233	- Suspension of trading as of 13/05/2020.
5248	- Transfer to the Surveillance Category as of 06/09/20116.
5253	- Transfer to the Surveillance Category as of 14/5/2021.
5275	- Transfer to the Surveillance Category as of 09/07/2020.
5277	- Suspension of trading as of 02/05/2023.
5278	- Suspension of trading as of 03/05/2023.

Securities Blocks Details

Securities	Block Volume	Price	Block Trade Value	Time of approval	Note
OPTIMA BANK (CR)	8,480	11.63	98,637.66	10:54:37	14
JUMBO SA (CR)	15,131	27.30	413,076.30	13:06:51	20
NATIONAL BANK (CR)	79,736	8.44	673,290.78	17:11:06	20
NATIONAL BANK (CR)	199,481	8.43	1,680,826.91	17:12:06	20
EUROBANK HOLDINGS (CR)	1,666,268	2.09	3,475,835.05	17:12:35	20
TERNA ENERGY (CR)	14,000	18.25	255,500.00	17:13:57	20
PIRAEUS FINANCIAL HOLD (CR)	200,000	3.75	750,000.00	17:14:49	20

Blocks Notes

- 9 - Method 6-1 / Special Fees
- 10 - Method 6-1 / Special Fees, SDS
- 14 - Method 6-3 / Settlement, Incomplete Buy and Sell
- 18 - Method 6-2 / SPOT 1
- 19 - Method 6-2 / SPOT 2
- 20 - Method 6-1 and Method 6-1 Same Day Settlement
- 21 - Other Pre-agreed

Shares Rights Details

Occured date	Exercise from	Exercise until	Trading until	Rights	Price min	Price max	Closing price	Last Bid	Last Ask	Volume	Trades	Transactions Value
--------------	---------------	----------------	---------------	--------	-----------	-----------	---------------	----------	----------	--------	--------	--------------------

No Rights Transactions.

Forced Sales Details

Securities	Category of Security	Transactions Volume	Number of Trades	Transactions Value	Note
ALPHA SERVICES HOLD (CR)	Stocks	4,000	1	6,720.00	1
NATIONAL BANK (CR)	Stocks	600	1	5,034.00	1
PIRAEUS FINANCIAL HOLD (CR)	Stocks	12	1	45.00	1
EUROBANK HOLDINGS (CR)	Stocks	10,500	2	22,050.00	1

Forced Sales Notes

- 1 - Compulsory Public Forced Sales
- 2 - Forced Sales of Fixed Registered Shares
- 3 - Forced Sales of Remaining Fractional Shares

Exchange Traded Funds (ETFs) Characteristics

	Transactions Date (T)	Creation / Redemption	Units (T-1)	New Units (T-1)	Redemption Units (T-1)	Units (T) [1]	Fund Assets [2]	Net Unit Price	Dividend per Unit	Dividend Date
ALPHA ETF FTSE Athex Large Cap	28/05/2024	5,000	934,675	---	---	934,675	34,021,120.00	36.3989	0.62	03/07/2023

ETFs Notes

[1] - Units (T) = Units (T-1) + New Units (T-1) - Redemption Units (T-1)

[2] - The Creation / Redemption Units of T-1 are included.

Non Convertible Corporate Bonds - Regulated Market

Num Listed Bonds	Nominal price	Issue price	Today's Rate	Exp. Date	Duration (years)	Note	Coupon		Trading Unit	Corporate Bonds	Accrued Int.	Yield.T.Mat	Price min	Price max	Closing price	Previous closing price/date	Volume	Transactions Value	Last order		Date	ear min	Year max	
							Common	Preferred											Price	Buy / Sell				
130,000	1,000.00	1,000.00	6.00	27/02/2029	5	---	1	---	1	INTRALOT S.A. (Non Convertible)	15.5000	5.7780	---	---	---	100.5070	27/05/2024	---	100.6000	B	28/05/2024	100.0050	101.9000	
320,000	1,000.00	1,000.00	3.40	21/07/2027	7	---	8	---	1	LAMDA DEVELOPMENT S.A. (Non Convertible)	12.1833	4.8480	94.0000	94.7999	94.2166	94.2050	27/05/2024	30,000	28,630.49	94.0200	B	28/05/2024	92.0000	97.1500
200,000	1,000.00	1,000.00	2.10	27/10/2027	7	---	8	---	1	O.P.A.P. S.A. (Non Convertible)	1.8083	3.8950	93.4104	94.2389	93.6141	93.4100	27/05/2024	134,000	125,685.15	93.6100	B	28/05/2024	90.5800	95.0000
200,000	1,000.00	1,000.00	1.90	23/03/2028	7	---	7	---	1	MOTOR OIL CORINTH REFINERIES SA (Non Convertible)	3.4306	4.0940	90.6657	92.2900	91.8222	92.0000	27/05/2024	138,000	127,188.09	91.7000	B	28/05/2024	90.5000	92.7000
100,000	1,000.00	1,000.00	2.95	11/02/2027	5	---	5	---	1	SAFE BULKERS PARTICIPATIONS PLC (Non Convertible)	8.8500	4.2840	96.0000	96.0000	96.0000	94.0200	24/05/2024	1,000	968.85	94.3000	B	28/05/2024	93.3364	97.0000
230,000	1,000.00	1,000.00	4.70	12/07/2029	7	---	4	---	1	LAMDA DEVELOPMENT S.A. (Non convertible)	18.1472	4.3800	99.4000	99.7500	99.6923	99.7500	27/05/2024	26,000	26,391.83	99.4000	B	28/05/2024	98.3500	101.2000
100,000	1,000.00	1,000.00	4.40	26/07/2029	7	---	4	---	1	CPLP SHIPPING HOLDINGS PLC (Non Convertible)	15.2778	4.5930	97.5500	97.6100	97.5911	97.6060	27/05/2024	9,000	8,920.70	97.5600	B	28/05/2024	95.0948	100.2438
199,375	1,000.00	1,000.00	3.60	12/03/2026	7	---	11	---	1	AEGEAN AIRLINES S.A. (Non Convertible)	7.9000	3.8920	97.8501	98.2500	98.2500	98.2060	27/05/2024	57,000	56,420.31	98.2500	B	28/05/2024	97.1458	99.3000
150,000	1,000.00	1,000.00	2.60	22/10/2026	7	---	10	---	1	TERNA ENERGY FINANCE S.A. (Non Convertible)	2.7444	4.4770	94.5000	95.5994	94.6833	94.6930	27/05/2024	112,000	106,169.47	94.5000	B	28/05/2024	92.8293	95.8499
500,000	1,000.00	1,000.00	2.75	03/07/2027	7	---	8	---	1	GEK TERNA S.A. (Non Convertible)	11.3056	5.0040	92.0000	92.6000	92.4019	92.4930	27/05/2024	27,000	25,253.75	92.0100	B	28/05/2024	91.5500	94.0000
200,000	1,000.00	1,000.00	4.25	23/01/2029	5	---	1	---	1	AUTOHELLAS S.A. (Non Convertible)	15.1111	4.1880	99.9000	100.0999	99.9999	99.7000	27/05/2024	8,000	8,117.88	99.7200	B	28/05/2024	97.5000	101.0000
175,000	1,000.00	1,000.00	3.40	26/07/2024	5	---	10	---	1	ATTICA HOLDINGS S.A. (Non Convertible)	11.8056	8.1310	---	---	---	99.0150	27/05/2024	---	---	99.0500	B	28/05/2024	98.5000	99.7900
100,000	1,000.00	1,000.00	2.70	25/05/2026	5	---	7	---	1	COSTAMARE PARTICIPATIONS PLC (Non Convertible)	0.2250	4.6980	95.2000	96.3999	95.6000	95.1880	27/05/2024	3,000	2,868.67	95.1002	B	28/05/2024	94.2567	97.0000
300,000	1,000.00	1,000.00	2.30	20/07/2028	7	---	6	---	1	PRODEA REIC S.A.(Non Convertible)	8.2417	4.8990	89.8000	90.5000	89.8000	91.0000	27/05/2024	22,000	20,030.82	89.7500	B	28/05/2024	86.1234	92.3500
150,000	1,000.00	1,000.00	2.65	22/10/2026	5	---	6	---	1	CPLP SHIPPING HOLDINGS PLC (Non Convertible)	2.7972	5.0170	94.1000	94.1000	94.1000	94.3500	27/05/2024	2,000	1,887.59	94.0100	B	28/05/2024	93.0000	95.0000
250,000	1,000.00	1,000.00	2.45	16/11/2028	7	---	6	---	1	ELVALHALCOR S.A. (Non Convertible)	0.9528	4.1450	92.0000	93.0820	92.5335	91.7710	27/05/2024	61,000	56,503.58	92.1800	B	28/05/2024	88.4206	93.3000
120,000	1,000.00	1,000.00	2.65	06/12/2028	7	---	5	---	1	NOVAL PROPERTY REIC (Non Convertible)	12.9556	4.4350	91.6000	92.5000	92.0629	91.7500	27/05/2024	35,000	32,675.44	91.7500	B	28/05/2024	88.5000	93.2000
300,000	1,000.00	1,000.00	2.30	14/12/2028	7	---	5	---	1	GEK TERNA S.A. (Non Convertible)	10.7333	5.1000	88.4500	88.5000	88.4500	89.0000	27/05/2024	4,000	3,581.93	88.4000	B	28/05/2024	85.0000	90.9000

Corporate Bonds Notes

Transactions Volume = (Pieces) * (Nominal Price). Transactions Value = (Pieces) * (Nominal Price) * (price %) + (Accrued interest).

The price of a Bond is stated as a percentage (%) of Bond's Nominal Price.

Nominal Price in Euros (€), except if it is noted differently.

Non Convertible Corporate Bonds - Regulated Market

Num Listed Bonds	Nominal price	Issue price	Today's Rate	Exp. Date	Duration (years)	Note	Coupon		Trading Unit	Corporate Bonds	Accrued Int.	Yield.T.Mat	Price min	Price max	Closing price	Previous closing price/date	Volume	Transactions Value	Last order		ear min	Year max		
							Common	Preferred											Price	Buy / Sell			Date	
100,000	1,000.00	1,000.00	2.80	25/01/2027	5	---	5	---	1	PREMIA S.A. (Non Convertible)	9.8000	4.6180	---	---	---	94.8990	27/05/2024	---	---	93.2005	B	28/05/2024	90.9974	97.8048
500,000	1,000.00	1,000.00	4.00	10/07/2030	7	---	2	---	1	MYTILINEOS S.A. (Non Convertible)	15.6667	3.9170	99.5000	99.8999	99.7130	99.8180	27/05/2024	57,000	57,736.69	99.7000	B	28/05/2024	98.3001	100.6000
120,000	1,000.00	1,000.00	3.95	04/04/2025	7	---	13	---	1	GEK TERNA S.A. (Non Convertible)	6.1444	3.5520	99.6000	99.6000	99.6000	99.6400	27/05/2024	5,000	5,010.72	99.6000	B	28/05/2024	98.6000	100.0000
100,000	1,000.00	1,000.00	5.50	15/12/2028	5	---	1	---	1	IDEAL HOLDINGS S.A. (Non Convertible)	25.5139	4.8340	102.0000	102.4000	102.0534	102.0430	27/05/2024	66,000	69,039.14	102.0200	B	28/05/2024	100.6502	104.1000

Corporate Bonds Notes

Transactions Volume = (Pieces) * (Nominal Price). Transactions Value = (Pieces) * (Nominal Price) * (price %) + (Accrued interest).

The price of a Bond is stated as a percentage (%) of Bond's Nominal Price.

Nominal Price in Euros (€), except if it is noted differently.

Government Bonds

Number Listed Bonds	Nominal price	Today's Rate	Accrued Interest Calc	Exp. Date [1]	Duration (years)	Note	Coupons Date	Curr. coupon value	Trading Unit	Government Bonds	Price min	Price max	Closing price	Previous closing price/date	Volume	Transactions Value	Price	Last order Buy / Sell	Date
3,000,000	1,000.00	4.13	Actual/Actual	15/06/2054	30	---	15/06	4.13	1	GGB-FXD-150654-30Y-4.125-1.000	---	---	---	---	---	---	---	---	---
4,700,000	1,000.00	1.88	Actual/Actual	04/02/2035	15	---	04/02	1.88	1	GGB-FXD-040235-15Y-1.875-1.000	---	---	---	---	---	---	---	---	---
6,000,000	1,000.00	0.75	Actual/Actual	18/06/2031	10	---	18/06	0.75	1	GGB-FXD-180631-10Y-0.750-1.000	---	---	---	---	---	---	---	---	---
3,600,000	1,000.00	3.88	Actual/Actual	15/06/2028	5	---	15/06	3.88	1	GGB-FXD-150628-05Y-3.875-1.000	---	---	---	---	---	---	---	---	---
5,962,747,327	1.00	3.75	Actual/Actual	30/01/2028	10	---	/02 - 01/02 - 31/	3.75	1	GGB-FXD-300128-10Y-3.750-1.000	---	---	---	85.4610 13/07/2018	---	---	1.0000	B	28/11/2018
7,067,309,386	1.00	3.90	Actual/Actual	30/01/2033	15	---	/02 - 01/02 - 31/	3.90	1	GGB-FXD-300133-15Y-3.900-1.000	---	---	---	78.6730 13/07/2018	---	---	1.0000	B	28/11/2018
5,622,848,349	1.00	4.00	Actual/Actual	30/01/2037	19	---	/02 - 01/02 - 31/	4.00	1	GGB-FXD-300137-19Y-4.000-1.000	---	---	---	77.0370 13/07/2018	---	---	1.0000	B	28/11/2018
5,476,770,669	1.00	4.20	Actual/Actual	30/01/2042	24	---	/02 - 01/02 - 31/	4.20	1	GGB-FXD-300142-24Y-4.200-1.000	---	---	---	77.7640 13/07/2018	---	---	1.0000	B	28/11/2018
4,000,000	1,000.00	3.38	Actual/Actual	15/06/2034	10	---	15/06	3.38	1	GGB-FXD-150634-10Y-3.375-1.000	---	---	---	---	---	---	---	---	---
40,248,141	1.00	4.30	Actual/Actual	24/02/2025	13	---	24/02	4.30	1	GGB-FXD-240225-13Y-2.000-1.000	---	---	---	10.0000 22/06/2015	---	---	---	---	---
59,586,043	1.00	4.30	Actual/Actual	24/02/2026	14	---	24/02	4.30	1	GGB-FXD-240226-14Y-2.000-1.000	---	---	---	10.0000 22/06/2015	---	---	---	---	---
41,118,344	1.00	4.30	Actual/Actual	24/02/2027	15	---	24/02	4.30	1	GGB-FXD-240227-15Y-2.000-1.000	---	---	---	10.0000 22/06/2015	---	---	---	---	---
45,137,734	1.00	4.30	Actual/Actual	24/02/2028	16	---	24/02	4.30	1	GGB-FXD-240228-16Y-2.000-1.000	---	---	---	10.0000 22/06/2015	---	---	---	---	---
61,768,888	1.00	4.30	Actual/Actual	24/02/2029	17	---	24/02	4.30	1	GGB-FXD-240229-17Y-2.000-1.000	---	---	---	10.0000 22/06/2015	---	---	---	---	---
54,567,744	1.00	4.30	Actual/Actual	24/02/2030	18	---	24/02	4.30	1	GGB-FXD-240230-18Y-2.000-1.000	---	---	---	10.0000 22/06/2015	---	---	---	---	---
37,541,515	1.00	4.30	Actual/Actual	24/02/2031	19	---	24/02	4.30	1	GGB-FXD-240231-19Y-2.000-1.000	---	---	---	10.0000 22/06/2015	---	---	---	---	---
37,558,317	1.00	4.30	Actual/Actual	24/02/2032	20	---	24/02	4.30	1	GGB-FXD-240232-20Y-2.000-1.000	---	---	---	10.0000 22/06/2015	---	---	---	---	---
37,473,732	1.00	4.30	Actual/Actual	24/02/2033	21	---	24/02	4.30	1	GGB-FXD-240233-21Y-2.000-1.000	---	---	---	10.0000 22/06/2015	---	---	---	---	---
33,888,293	1.00	4.30	Actual/Actual	24/02/2034	22	---	24/02	4.30	1	GGB-FXD-240234-22Y-2.000-1.000	---	---	---	10.0000 22/06/2015	---	---	---	---	---
35,177,800	1.00	4.30	Actual/Actual	24/02/2035	23	---	24/02	4.30	1	GGB-FXD-240235-23Y-2.000-1.000	---	---	---	10.0000 22/06/2015	---	---	---	---	---
35,547,268	1.00	4.30	Actual/Actual	24/02/2036	24	---	24/02	4.30	1	GGB-FXD-240236-24Y-2.000-1.000	---	---	---	10.0000 22/06/2015	---	---	---	---	---
40,246,306	1.00	4.30	Actual/Actual	24/02/2037	25	---	24/02	4.30	1	GGB-FXD-240237-25Y-2.000-1.000	---	---	---	10.0000 22/06/2015	---	---	---	---	---
37,643,952	1.00	4.30	Actual/Actual	24/02/2038	26	---	24/02	4.30	1	GGB-FXD-240238-26Y-2.000-1.000	---	---	---	10.0000 22/06/2015	---	---	---	---	---
36,977,100	1.00	4.30	Actual/Actual	24/02/2039	27	---	24/02	4.30	1	GGB-FXD-240239-27Y-2.000-1.000	---	---	---	10.0000 22/06/2015	---	---	---	---	---
41,615,000	1.00	4.30	Actual/Actual	24/02/2040	28	---	24/02	4.30	1	GGB-FXD-240240-28Y-2.000-1.000	---	---	---	10.0000 22/06/2015	---	---	---	---	---
42,227,208	1.00	4.30	Actual/Actual	24/02/2041	29	---	24/02	4.30	1	GGB-FXD-240241-29Y-2.000-1.000	---	---	---	10.0000 22/06/2015	---	---	---	---	---
68,288,487	1.00	4.30	Actual/Actual	24/02/2042	30	---	24/02	4.30	1	GGB-FXD-240242-30Y-2.000-1.000	---	---	---	10.0000 22/06/2015	---	---	---	---	---
4,000,000	1,000.00	3.88	Actual/Actual	12/03/2029	10	---	12/03	3.88	1	GGB-FXD-120329-10Y-3.875-1.000	---	---	---	---	---	---	100.0000	B	15/10/2019
4,500,000	1,000.00	0.00	Actual/Actual	12/02/2026	5	---	12/02	0.00	1	GGB-FXD-120226-05Y-3.000-1.000	---	---	---	---	---	---	---	---	---
2,209,163	1,000.00	3.38	Actual/Actual	15/02/2025	7	---	15/02	3.38	1	GGB-FXD-150225-07Y-3.375-1.000	---	---	---	---	---	---	---	---	---
964,000	1,000.00	3.25	Actual/Actual	20/03/2025	6	---	20/03	3.25	1	GGB-FXD-200325-06Y-3.250-1.000	---	---	---	---	---	---	---	---	---
2,100,000	1,000.00	3.55	Actual/Actual	20/03/2026	7	---	20/03	3.55	1	GGB-FXD-200326-07Y-3.550-1.000	---	---	---	---	---	---	---	---	---
5,500,000	1,000.00	1.50	Actual/Actual	18/06/2030	10	---	18/06	1.50	1	GGB-FXD-180630-10Y-1.500-1.000	---	---	---	---	---	---	---	---	---
3,500,000	1,000.00	4.38	Actual/Actual	18/07/2038	15	---	18/07	4.38	1	GGB-FXD-180738-15Y-4.375-1.000	---	---	---	---	---	---	---	---	---

Government Bonds Notes

Transactions Volume = (Pieces) * (Nominal Price). Transactions Value = (Pieces) * (Nominal Price) * (price %) + (Accrued interest).

The Value of current coupon for the issues with NV 0.01 euro refers to NV 100 euros

FLR: Floating Interest Rate.

[1] - The Expiration Date of the interest bearing period and the Date for coupon payment.

Government Bonds

Number Listed Bonds	Nominal price	Today's Rate	Accrued Interest Calc	Exp. Date [1]	Duration (years)	Note	Coupons Date	Curr. coupon value	Trading Unit	Government Bonds	Price min	Price max	Closing price	Previous closing price/date	Volume	Transactions Value	Price	Last order Buy / Sell	Date
40,000	1,000.00	4.67	FLR	Actual/360	18/09/2024	1	---	18/09 - 19/03	---	1	GGB-FLT-180924-01Y-4.670-1.000	---	---	---	---	---	---	---	---
5,364,250	1,000.00	3.25		Actual/Actual	20/03/2050	30	---	20/03	3.25	1	GGB-FXD-200350-30Y-3.250-1.000	---	---	---	---	---	---	---	---
3,924,361	1,000.00	2.00		Actual/Actual	22/04/2027	7	---	22/04	2.00	1	GGB-FXD-220427-07Y-2.000-1.000	---	---	---	---	---	99.9000	B	22/04/2020
2,500,000	1,000.00	1.88		Actual/Actual	23/07/2026	7	---	23/07	1.88	1	GGB-FXD-230726-07Y-1.875-1.000	---	---	---	---	---	---	---	---
4,900,000	1,000.00	4.25		Actual/Actual	15/06/2033	10	---	15/06	4.25	1	GGB-FXD-150633-10Y-4.250-1.000	---	---	---	---	---	---	---	---
3,500,000	1,000.00	1.88		Actual/Actual	24/01/2052	30	---	24/01	1.88	1	GGB-FXD-240152-30Y-1.875-1.000	---	---	---	---	---	---	---	---
3,700,000	1,000.00	1.75		Actual/Actual	18/06/2032	10	---	18/06	1.75	1	GGB-FXD-180632-10Y-1.750-1.000	---	---	---	---	---	---	---	---
2,200,000	1,000.00	1.13	FLR	Actual/360	15/12/2027	5	---	- 15/12 - 15/03 -	---	1	GGB-FLT-151227-05Y-1.130-1.000	---	---	---	---	---	102.1600	B	30/12/2022

Government Bonds Notes

Transactions Volume = (Pieces) * (Nominal Price). Transactions Value = (Pieces) * (Nominal Price) * (price %) + (Accrued interest).

The Value of current coupon for the issues with NV 0.01 euro refers to NV 100 euros

FLR: Floating Interest Rate.

[1] - The Expiration Date of the interest bearing period and the Date for coupon payment.

Treasury Bills & Zero Coupon Government Bonds

Issue Date	13-Week Maturity									26-Week Maturity									52-Week Maturity								
	Exp. Date	Initial Rate	Num Listed Bonds	Nominal price	Issue price	Last Trade Price	Last Trade Date	Volume Traded	Note	Exp. Date	Initial Rate	Num Listed Bonds	Nominal price	Issue price	Last Trade Price	Last Trade Date	Volume Traded	Note	Exp. Date	Initial Rate	Num Listed Bonds	Nominal price	Issue price	Last Trade Price	Last Trade Date	Volume Traded	Note
09/06/2023	---	---	---	---	---	---	---	---	---	---	---	---	---	---	---	---	---	---	07/06/2024	3.84	1,600,000	1,000.00	962.60	---	---	---	---
08/09/2023	---	---	---	---	---	---	---	---	---	---	---	---	---	---	---	---	---	---	06/09/2024	3.81	812,500	1,000.00	962.90	---	---	---	---
08/12/2023	---	---	---	---	---	---	---	---	---	---	---	---	---	---	---	---	---	---	06/12/2024	3.70	600,000	1,000.00	963.90	---	---	---	---
08/03/2024	---	---	---	---	---	---	---	---	---	---	---	---	---	---	---	---	---	---	07/03/2025	3.73	812,500	1,000.00	963.70	---	---	---	---

Bonds in Circulation	Currency / Min nominal traded Value	Coupons Payment Date	Current Coupon Value	Note	Coupon	Trading Unit	Issue Date	Duration (years)	Today's Interest	A.I.C in days	Bonds	Last price of previous days		Last Outcry in Cash (euro)		Trades in Pieces	Life min	Life Max	
												Price	Buy / Sell	Price	Buy / Sell				
Corporate Bonds in Foreign Currency and Euro																			
103,746	GBP / 10	01/12	0.25	---	65	1	01/12/1930	98	2.5	360	National Mortgage Bank	2.27	05/02/1996	2.27	S	05/02/1996	---	2.27	2.27
0	GBP / 10	01/12	0.25	---	67	1	01/12/1928	100	2.5	360	National Mortgage Bank	---	---	---	---	---	---	---	---

Government Bonds Notes

A.I.C: Accrued Interest Calculation base.

FLR: Floating Interest Rate.

The minimum tradeable Nominal Value for all Demeterialised Government Titles is 100 Euros.

(μφρ-0)

Athex & ATHEXClear Members List

Member Name				Stock Market			Derivatives Market		ATHEXClear Member	
	Address	Phone	Fax	Market Member	Remote Member	Market Maker	Proprietary	Market Maker	General Clearing	Direct Clearing
A. SARRIS SECURITIES S.A.				a						
6, ΔΡΑΓΑΤΣΑΝΙΟΥ 6 ΑΘΗΝΑ	2103367700									
ΑΕΟΝIC SECURITIES C.I.F. P.L.C.				a						
, ΛΑΪΟΥ 6, ΓΡ. 301B, ANNA COURT	35725337600									
ALPHA BANK S.A.									a	
, ΣΤΑΔΙΟΥ 40 ΑΘΗΝΑ	2103260000									
ALPHA FINANCE INVESTMENT SERVICES SINGLE MEMBER SA				a		a	a	a		a
5, ΠΑΝΕΠΙΣΤΗΜΙΟΥ 45 ΑΘΗΝΑ	2103677400									
ARGUS STOCKBROKERS LTD				a	a		a			
25, 25 ΛΕΩΦΟΡΟΣ ΔΗΜΟΣΘΕΝΗ ΣΕΒΕΡΗ	0035722717000									
ATHLOS CAPITAL INVESTMENT SERVICES LTD					a					
, 17 STASINOU AVENUE, BEDIZIA TOWER, 6TH & 7TH FL.	35722110777									
ATLANTIC SECURITIES LTD				a	a					
37, ΠΡΟΔΡΟΜΟΥ 37	0035722445400									
AXON SECURITIES S.A.				a			a			
48, ΣΤΑΔΙΟΥ 48 ΑΘΗΝΑ	2103363800									
BETA SECURITIES S.A.				a		a	a			a
29, ΑΛΕΞΑΝΔΡΑΣ 29 ΑΘΗΝΑ	210 6478900									
BNP PARIBAS S.A.									a	
, ΛΑΜΨΑΚΟΥ 2 ΑΘΗΝΑ	2107468525									
BOFA SECURITIES EUROPE SA				a	a					
, 51 RUE LA BOÉTIE	+33 153655555									
CAPITAL SECURITIES S.A.				a			a			
58, ΜΗΤΡΟΠΟΛΕΩΣ 58 ΑΘΗΝΑ	2103369700									
CITIGROUP GLOBAL MARKETS EUROPE AG				a	a					
16, REUTERWEG 16	+49 691366-0									
CITIGROUP GLOBAL MARKETS LIMITED				a						
1, 33 CANADA SQUARE - CANARY WHARF	+44 02079864000									
CREDIT SUISSE BANK (EUROPE), S.A.				a						
, CALLE AYALA 42, 3A PLANTA-B MADRID	+34917916000									
CREDIT SUISSE SECURITIES (EUROPE) LIMITED				a						
1, ONE CABOT SQUARE LONDON	+44 2078888888									
CYCLOS SECURITIES S.A.				a			a			
39, ΧΑΡΙΛΑΟΥ ΤΡΙΚΟΥΠΗ 6-8-10 ΑΘΗΝΑ	2103364300									
DEUTSCHE BANK S.A.					a					
1, GREAT WINCHESTER STREET LONDON	+44 20 754 54209	00441133361437								
EUROBANK EQUITIES INVESTMENT FIRM SINGLE MEMBER SA				a		a	a	a		a
, ΦΙΛΕΛΗΝΩΝ 10 & ΞΕΝΟΦΩΝΤΟΣ 13 ΑΘΗΝΑ	2103720425									
EUROBANK S.A.									a	
, ΟΘΩΝΟΣ 8 ΑΘΗΝΑ	2144043907									
EUROCORP INVESTMENT SERVICES S.A.				a			a			a
14, ΠΛ.ΦΙΛΙΚΗΣ ΕΤΑΙΡΕΙΑΣ 14 ΑΘΗΝΑ	2107263600									
EUROTRUST INVESTMENT FIRM SA				a						
113, ΣΕΒΑΣΤΟΥΠΟΛΕΩΣ 113 ΑΘΗΝΑ	2103363100									
EUROXX SECURITIES S.A.				a		a	a	a		a
7, ΠΑΛΑΙΟΛΟΓΟΥ ΧΑΛΑΝΔΡΙ	(210)-6879400	(210)-6879401								
7, ΠΑΛΕΟΛΟΓΟΥ ΧΑΛΑΝΔΡΙ	+30 2106879400	210-6879401								
FREEDOM FINANCE EUROPE LTD				a	a					
, ΧΡΙΣΤΑΚΗ ΚΡΑΝΟΥ 20	035725257786									
G. A. PERVANAS SECURITIES- INVESTMENT SERVICES S.A.				a						
7-9, ΣΟΦΟΚΛΕΟΥΣ 7-9 ΑΘΗΝΑ	2103727200									
GLOBAL CAPITAL SECURITIES & FINANCIAL SERVICES LTD				a	a					
50, ΛΑΡΧΙΕΠΙΣΚΟΠΟΥ ΜΑΚΑΡΙΟΥ Γ50	0035722710710									
GREENPOST TRADING EUROPE LTD				a	a	a				
, ΚΙΜΩΝΟΣ 3, ACROPOLIS MANSIONS, 2ND FLOOR, FLAT/OFFICE 202	035722521389									
HELLENIC AMERICAN SECURITIES S.A.				a		a	a			a
27, ΑΝΔΡΕΑ ΠΑΠΑΝΔΡΕΟΥ 27 ΜΑΡΟΥΣΙ	2103311100									
HELLENIC BANK (INVESTMENTS) LTD					a					
, ΑVE.ΚΥΡΙΑΚΟΥ ΜΑΤΣΙ 31 - ΡΟ ΒΟΧ 24747 ΝΙCΟSΙΑ	+357 22500100	357 22500110								
HSBC CONTINENTAL EUROPE									a	
109-111, ΑΜΕΣΟΓΕΙΩΝ 109-111	2106960000									
INDEX SECURITIES S.A.				a						
6, ΔΡΑΓΑΤΣΑΝΙΟΥ 6 ΑΘΗΝΑ	2103213920									

Athex & ATHEXClear Members List

Member Name				Stock Market			Derivatives Market		ATHEXClear Member	
	Address	Phone	Fax	Market Member	Remote Member	Market Maker	Proprietary	Market Maker	General Clearing	Direct Clearing
J. CHR. MAVRIKIS SECURITIES S.A.				a						
5, ΣΟΦΟΚΛΕΟΥΣ 5 ATHINA	2103216730									
KAPPA SECURITIES S.A.				a			a			
15, ΒΑΛΑΩΡΙΤΟΥ 15 ATHINA	2103678600									
KARAMANOF SECURITIES & INVESTMENT SERVICES S.A.				a						
2, ΠΛ.ΑΓ.ΘΕΟΔΩΡΩΝ 2 ATHINA	2103212947									
LAIKI FINANCIAL SERVICES LTD					a					
26, AVE. VYRONOS NICOSIA	357 22367367	357 22718567								
LEON DEPOLAS SECURITIES S.A.				a		a	a			
1, ΧΡΗΣΤΟΥ ΛΑΔΑ 1 ATHINA	2103213276 -28									
MEGA EQUITY SECURITIES & FINANCIAL SERVICES PUBLIC LTD				a	a		a			
42-44, ΛΕΩΦ.ΓΡΙΒΑ ΔΙΓΕΝΗ 42-44	0035722711711									
MERIT SECURITIES S.A				a		a	a			a
5, ΣΟΦΟΚΛΕΟΥΣ 5 ATHINA	2141008814									
MERRILL LYNCH INTERNATIONAL				a						
2, 2 KING EDWARD STREET LONDON	+44 20276281000									
N. CHRYSOCHOIDIS SECURITIES S.A.				a			a			a
7-9, ΣΟΦΟΚΛΕΟΥΣ 7-9 ATHINA	2103213913									
NATIONAL BANK OF GREECE S.A.				a		a	a		a	
86, ΑΙΟΛΟΥ STR. ATHINA	(210)-3341000	(210)-3228187								
68, ΑΚΑΔΙΜΙΑΣ STR. ATHINA	(210)-3328817	(210)-3328678								
NATIONAL SECURITIES SINGLE MEMBER SA				a		a	a	a		
66, ΛΕΩΦΟΡΟΣ ΑΘΗΝΩΝ 128-132 & ΙΦΙΓΕΝΙΑΣ ATHINA	2103328784									
NUNTIUS BROKERAGE AND INVESTMENT SERVICES SINGLE MEMBER S.A.				a						
6, ΔΡΑΓΑΤΣΑΝΙΟΥ 6 ATHINA	2103350599									
ONE PLUS CAPITAL LIMITED				a	a					
, 75 PRODROMOU AVENUE NICOSIA 1307	35722873760									
OPTIMA BANK S.A.				a		a	a	a	a	
, ΑΙΓΙΑΛΕΙΑΣ 32 & ΠΑΡΑΔΕΙΣΟΥ ΜΑΡΟΥΣΙ	210 8173000									
PANCRETA BANK S.A									a	
, ΙΚΑΡΟΥ 5	2810338746									
PANTELAKIS SECURITIES S.A.				a		a	a	a		
57, ΕΘΝΙΚΗΣ ΑΝΤΙΣΤΑΣΕΩΣ 57, ΚΤΙΠΙΟ Β CHALANDRI	2106965000									
PIRAEUS BANK S.A.				a			a		a	
, ΑΜΕΡΙΚΗΣ 4 ATHINA	2103335000									
PIRAEUS SECURITIES S. A.				a		a	a	a		a
10, ΣΤΑΔΙΟΥ 10 ATHINA	2103354100									
PROCHOICE SECURITIES LTD				a	a					
57, ΛΕΩΦ.ΣΠΥΡΟΥ ΚΥΠΡΙΑΝΟΥ 57, ΑΚΙΝΗΤΑ Φ	035724661192									
SHARELINK SECURITIES & FINANCIAL SERVICES LTD				a			a			
6, HOUSE-ΘΕΟΤΟΚΗ 6 ΜΕΓΑΡΟ ΕΛΛΗΝΑ	+357 22554200									
SOCIETE GENERALE S.A.				a	a		a			
, 17 COURS VALMY, CEDEX	+157290504									
SOLIDUS SECURITIES S.A				a			a			a
64, ΛΟΥΙΖΗΣ ΠΙΑΝΚΟΥΡ 64 ATHINA	2106900600									
ST. EM. LAVRENTAKIS SECURITIES S.A.				a			a			
7-9, ΣΟΦΟΚΛΕΟΥΣ 7-9 ATHINA	2103213336									
THE CYPRUS INVESTMENT & SECURITIES CORPORATION LTD				a	a					
154, 1 AG. PROKOPIOU & POSIDONOS 1ST FLOOR	0035722121700									
UBS EUROPE SE				a	a					
, OPERNTURM, BOCKENHEIMER LANDSTRASSE 2-4	496921790									
UBS LIMITED					a					
1, FINSBURY AVENUE LONDON	+44 2075687135									
VIGOR FINANCE INVESTMENT SERVICES S.A.				a			a			
, ΨΥΧΑΡΗ 14 Ν. PSYCHIKO	2106718400									

List of Stocks under Market Making operations

Securities	Market Maker	Start Market Making	Stock Category	Suspension Status
MLS MULTIMEDIA SA (CR)				
	PIRAEUS SECURITIES S. A.	01/08/2019		
ALPHA ETF FTSE Athex Large Cap			Exchange Traded Funds (ETFs)	
	ALPHA FINANCE INVESTMENT SERVICES SINGLE MEMBER SA	02/01/1900		
	NATIONAL SECURITIES SINGLE MEMBER SA	02/01/1900		
ADMIE (IPTO) HOLDING S.A. (CR)			Main Market	
	EUROBANK EQUITIES INVESTMENT FIRM SINGLE MEMBER SA	24/05/2021		
	HELLENIC AMERICAN SECURITIES S.A.	09/03/2020		
	PIRAEUS SECURITIES S. A.	29/06/2017		
AEGEAN AIRLINES (CR)			Main Market	
	EUROBANK EQUITIES INVESTMENT FIRM SINGLE MEMBER SA	22/09/2020		
ALPHA SERVICES HOLD (CR)			Main Market	
	ALPHA FINANCE INVESTMENT SERVICES SINGLE MEMBER SA	29/02/2016		
	EUROBANK EQUITIES INVESTMENT FIRM SINGLE MEMBER SA	22/10/2006		
	GREENPOST TRADING EUROPE LTD	12/06/2023		
	HELLENIC AMERICAN SECURITIES S.A.	25/07/2014		
	LEON DEPOLAS SECURITIES S.A.	04/01/2016		
	MERIT SECURITIES S.A	03/09/2012		
	NATIONAL SECURITIES SINGLE MEMBER SA	02/01/1900		
	PIRAEUS SECURITIES S. A.	28/05/2009		
ALPHA TRUST HOLDINGS (CR)			Main Market	
	EUROBANK EQUITIES INVESTMENT FIRM SINGLE MEMBER SA	06/02/2023		
	LEON DEPOLAS SECURITIES S.A.	04/01/2021		
ALUMIL (CR)			Main Market	
	PIRAEUS SECURITIES S. A.	31/07/2023		
ANDROMEDA SA (CR)			Main Market	
	BETA SECURITIES S.A.	15/02/2021		
	OPTIMA BANK S.A.	03/04/2023		
ATTICA BANK S.A. (CR)			Main Market	
	EUROXX SECURITIES S.A.	22/01/2016		
AUSTRIACARD (CB)			Main Market	
	BETA SECURITIES S.A.	23/03/2023		
	EUROBANK EQUITIES INVESTMENT FIRM SINGLE MEMBER SA	15/05/2023		
AUTOHELLAS SA (CR)			Main Market	
	ALPHA FINANCE INVESTMENT SERVICES SINGLE MEMBER SA	01/07/2019		
	EUROXX SECURITIES S.A.	02/07/2018		
AVAX S.A. (CR)			Main Market	
	EUROBANK EQUITIES INVESTMENT FIRM SINGLE MEMBER SA	14/12/2015		
	OPTIMA BANK S.A.	04/09/2023		
	PIRAEUS SECURITIES S. A.	01/02/2021		
AVE (CR)			Main Market	
	EUROXX SECURITIES S.A.	05/06/2020		
BRIQ PROPERTIES (CR)			Main Market	
	EUROBANK EQUITIES INVESTMENT FIRM SINGLE MEMBER SA	09/09/2019		
	LEON DEPOLAS SECURITIES S.A.	22/02/2021		
	PIRAEUS SECURITIES S. A.	05/02/2024		
CC HBC AG (CR)			Main Market	
	BETA SECURITIES S.A.	08/03/2021		
	NATIONAL SECURITIES SINGLE MEMBER SA	02/01/1900		
	PIRAEUS SECURITIES S. A.	04/05/2015		
CENERGY HOLDINGS (CB)			Main Market	
	ALPHA FINANCE INVESTMENT SERVICES SINGLE MEMBER SA	02/01/2016		
	EUROBANK EQUITIES INVESTMENT FIRM SINGLE MEMBER SA	02/01/2016		
	OPTIMA BANK S.A.	14/03/2022		
	PANTELAKIS SECURITIES S.A.	27/12/2022		
CNL CAPITAL (CR)			Main Market	
	MERIT SECURITIES S.A	01/10/2018		
DIMAND (CR)			Main Market	
	ALPHA FINANCE INVESTMENT SERVICES SINGLE MEMBER SA	08/08/2022		
	EUROBANK EQUITIES INVESTMENT FIRM SINGLE MEMBER SA	08/08/2022		
	PANTELAKIS SECURITIES S.A.	15/05/2023		
EKTER SA (CR)			Main Market	
	BETA SECURITIES S.A.	26/09/2022		
	EUROBANK EQUITIES INVESTMENT FIRM SINGLE MEMBER SA	16/10/2017		
	LEON DEPOLAS SECURITIES S.A.	21/05/2018		
ELASTRON (CR)			Main Market	
	LEON DEPOLAS SECURITIES S.A.	20/02/2017		

List of Stocks under Market Making operations

Securities	Stock Category
Market Maker	Start Market Making
ELLAKTOR (CR)	Main Market
ALPHA FINANCE INVESTMENT SERVICES SINGLE MEMBER SA	18/03/2019
EUROBANK EQUITIES INVESTMENT FIRM SINGLE MEMBER SA	01/06/2012
EUROXX SECURITIES S.A.	24/09/2018
NATIONAL SECURITIES SINGLE MEMBER SA	02/01/1900
PIRAEUS SECURITIES S. A.	22/10/2018
ELTON SA (CR)	Main Market
OPTIMA BANK S.A.	30/01/2023
ELVALHALCOR (CR)	Main Market
ALPHA FINANCE INVESTMENT SERVICES SINGLE MEMBER SA	07/05/2018
BETA SECURITIES S.A.	09/01/2023
EUROBANK EQUITIES INVESTMENT FIRM SINGLE MEMBER SA	07/05/2018
EUROBANK HOLDINGS (CR)	Main Market
ALPHA FINANCE INVESTMENT SERVICES SINGLE MEMBER SA	09/01/2006
EUROBANK EQUITIES INVESTMENT FIRM SINGLE MEMBER SA	01/06/2012
GREENPOST TRADING EUROPE LTD	12/06/2023
HELLENIC AMERICAN SECURITIES S.A.	25/07/2014
LEON DEPOLAS SECURITIES S.A.	30/11/2018
MERIT SECURITIES S.A	06/11/2017
NATIONAL SECURITIES SINGLE MEMBER SA	02/01/1900
PIRAEUS SECURITIES S. A.	28/09/2009
EUROCONSULTANTS S.A. (CR)	Main Market
EUROBANK EQUITIES INVESTMENT FIRM SINGLE MEMBER SA	22/07/2014
OPTIMA BANK S.A.	01/02/2023
EYDAP S.A. (CR)	Main Market
ALPHA FINANCE INVESTMENT SERVICES SINGLE MEMBER SA	27/01/2020
EUROBANK EQUITIES INVESTMENT FIRM SINGLE MEMBER SA	10/06/2019
FOURLIS (CR)	Main Market
EUROBANK EQUITIES INVESTMENT FIRM SINGLE MEMBER SA	01/12/2016
PIRAEUS SECURITIES S. A.	06/03/2017
GEK TERNA (CR)	Main Market
BETA SECURITIES S.A.	08/03/2021
EUROBANK EQUITIES INVESTMENT FIRM SINGLE MEMBER SA	24/05/2021
PIRAEUS SECURITIES S. A.	29/08/2019
GR. SARANTIS S.A. (CR)	Main Market
BETA SECURITIES S.A.	14/05/2012
EUROBANK EQUITIES INVESTMENT FIRM SINGLE MEMBER SA	24/10/2016
PIRAEUS SECURITIES S. A.	02/04/2024
HELLENIC EXCHANGES-A.S.E. (CR)	Main Market
HELLENIC AMERICAN SECURITIES S.A.	01/09/2014
NATIONAL SECURITIES SINGLE MEMBER SA	02/01/1900
PIRAEUS SECURITIES S. A.	04/05/2015
HELLENIQ ENERGY (CR)	Main Market
ALPHA FINANCE INVESTMENT SERVICES SINGLE MEMBER SA	07/11/2023
EUROBANK EQUITIES INVESTMENT FIRM SINGLE MEMBER SA	01/11/2023
HELLENIC AMERICAN SECURITIES S.A.	14/09/2015
PIRAEUS SECURITIES S. A.	20/03/2017
IDEAL HOLDINGS (CR)	Main Market
EUROBANK EQUITIES INVESTMENT FIRM SINGLE MEMBER SA	07/06/2021
PIRAEUS SECURITIES S. A.	07/06/2021
INTERCONTINENTAL (CR)	Main Market
LEON DEPOLAS SECURITIES S.A.	03/06/2019
INTERLIFE G.C.I.(CR)	Main Market
PIRAEUS SECURITIES S. A.	22/01/2024
INTERWOOD-XYLEMPORIA (CR)	Main Market
EUROBANK EQUITIES INVESTMENT FIRM SINGLE MEMBER SA	05/07/2021
PANTELAKIS SECURITIES S.A.	01/07/2021
INTRAKAT (CR)	Main Market
BETA SECURITIES S.A.	04/10/2021
PANTELAKIS SECURITIES S.A.	10/10/2022
JUMBO SA (CR)	Main Market
BETA SECURITIES S.A.	01/02/2021
EUROBANK EQUITIES INVESTMENT FIRM SINGLE MEMBER SA	25/05/2020
GREENPOST TRADING EUROPE LTD	12/06/2023
MERIT SECURITIES S.A	06/11/2017
PIRAEUS SECURITIES S. A.	06/03/2017
KLOUKINAS - LAPPAS SA (CR)	Main Market
OPTIMA BANK S.A.	02/01/2023

List of Stocks under Market Making operations

Securities	Stock Category
Market Maker	Start Market Making
KRI-KRI S.A. (CR)	Main Market
EUROBANK EQUITIES INVESTMENT FIRM SINGLE MEMBER SA	07/05/2018
PIRAEUS SECURITIES S. A.	11/12/2023
LAMDA DEVELOPMENT SA (CR)	Main Market
EUROBANK EQUITIES INVESTMENT FIRM SINGLE MEMBER SA	08/12/2014
PANTELAKIS SECURITIES S.A.	06/11/2017
PIRAEUS SECURITIES S. A.	29/06/2017
LAMPASA HOTEL SA (CR)	Main Market
LEON DEPOLAS SECURITIES S.A.	16/01/2017
MOTODYNAMICS S.A. (CR)	Main Market
OPTIMA BANK S.A.	25/08/2023
MOTOR OIL (CR)	Main Market
BETA SECURITIES S.A.	08/03/2021
EUROBANK EQUITIES INVESTMENT FIRM SINGLE MEMBER SA	22/10/2006
GREENPOST TRADING EUROPE LTD	12/06/2023
LEON DEPOLAS SECURITIES S.A.	01/04/2019
MERIT SECURITIES S.A	25/02/2019
NATIONAL SECURITIES SINGLE MEMBER SA	02/01/1900
PIRAEUS SECURITIES S. A.	04/05/2015
MPLE KEDROS (CR)	Main Market
OPTIMA BANK S.A.	08/11/2023
OPTIMA BANK S.A.	16/10/2023
MYTILINEOS (CR)	Main Market
ALPHA FINANCE INVESTMENT SERVICES SINGLE MEMBER SA	15/04/2019
BETA SECURITIES S.A.	11/04/2022
EUROBANK EQUITIES INVESTMENT FIRM SINGLE MEMBER SA	20/09/2017
GREENPOST TRADING EUROPE LTD	12/06/2023
MERIT SECURITIES S.A	25/02/2019
NATIONAL SECURITIES SINGLE MEMBER SA	02/01/1900
PIRAEUS SECURITIES S. A.	04/05/2015
NAFPAKTOS TEXTILE (CR)	Main Market
OPTIMA BANK S.A.	29/01/2024
NATIONAL BANK (CR)	Main Market
ALPHA FINANCE INVESTMENT SERVICES SINGLE MEMBER SA	09/01/2006
EUROBANK EQUITIES INVESTMENT FIRM SINGLE MEMBER SA	22/10/2006
GREENPOST TRADING EUROPE LTD	12/06/2023
HELLENIC AMERICAN SECURITIES S.A.	25/07/2014
LEON DEPOLAS SECURITIES S.A.	20/05/2015
MERIT SECURITIES S.A	03/09/2012
NATIONAL SECURITIES SINGLE MEMBER SA	02/01/1900
PIRAEUS SECURITIES S. A.	08/09/2008
OPAP (CR)	Main Market
ALPHA FINANCE INVESTMENT SERVICES SINGLE MEMBER SA	09/01/2006
EUROBANK EQUITIES INVESTMENT FIRM SINGLE MEMBER SA	22/10/2006
GREENPOST TRADING EUROPE LTD	12/06/2023
HELLENIC AMERICAN SECURITIES S.A.	25/07/2014
MERIT SECURITIES S.A	20/03/2017
NATIONAL SECURITIES SINGLE MEMBER SA	02/01/1900
PIRAEUS SECURITIES S. A.	04/05/2015
OPTIMA BANK (CR)	Main Market
ALPHA FINANCE INVESTMENT SERVICES SINGLE MEMBER SA	12/12/2023
EUROBANK EQUITIES INVESTMENT FIRM SINGLE MEMBER SA	11/12/2023
OPTIMA BANK S.A.	06/11/2023
ORILINA PROPERTIES REIC (CR)	Main Market
EUROBANK EQUITIES INVESTMENT FIRM SINGLE MEMBER SA	11/12/2023
LEON DEPOLAS SECURITIES S.A.	11/12/2023
OTE (CR)	Main Market
ALPHA FINANCE INVESTMENT SERVICES SINGLE MEMBER SA	09/01/2006
EUROBANK EQUITIES INVESTMENT FIRM SINGLE MEMBER SA	22/10/2006
GREENPOST TRADING EUROPE LTD	12/06/2023
HELLENIC AMERICAN SECURITIES S.A.	25/07/2014
LEON DEPOLAS SECURITIES S.A.	20/04/2015
MERIT SECURITIES S.A	20/03/2017
NATIONAL SECURITIES SINGLE MEMBER SA	02/01/1900
PIRAEUS SECURITIES S. A.	08/09/2008
P.P.A. S.A. (CR)	Main Market
EUROBANK EQUITIES INVESTMENT FIRM SINGLE MEMBER SA	06/02/2019

List of Stocks under Market Making operations

Securities	Stock Category
Market Maker	Start Market Making
PAPOUTSANIS (CR)	Main Market
ALPHA FINANCE INVESTMENT SERVICES SINGLE MEMBER SA	19/11/2018
BETA SECURITIES S.A.	25/11/2013
PETROPOULOS PETROS (CR)	Main Market
EUROBANK EQUITIES INVESTMENT FIRM SINGLE MEMBER SA	01/04/2019
PANTELAKIS SECURITIES S.A.	16/03/2020
PIRAEUS FINANCIAL HOLD (CR)	Main Market
ALPHA FINANCE INVESTMENT SERVICES SINGLE MEMBER SA	15/04/2019
EUROBANK EQUITIES INVESTMENT FIRM SINGLE MEMBER SA	22/10/2006
EUROXX SECURITIES S.A.	15/02/2016
GREENPOST TRADING EUROPE LTD	12/06/2023
HELLENIC AMERICAN SECURITIES S.A.	25/07/2014
LEON DEPOLAS SECURITIES S.A.	30/11/2018
MERIT SECURITIES S.A	16/09/2013
NATIONAL SECURITIES SINGLE MEMBER SA	02/01/1900
PIRAEUS SECURITIES S. A.	16/02/2009
PPC (CR)	Main Market
ALPHA FINANCE INVESTMENT SERVICES SINGLE MEMBER SA	09/01/2006
BETA SECURITIES S.A.	01/02/2021
EUROBANK EQUITIES INVESTMENT FIRM SINGLE MEMBER SA	22/10/2006
GREENPOST TRADING EUROPE LTD	12/06/2023
HELLENIC AMERICAN SECURITIES S.A.	01/09/2014
MERIT SECURITIES S.A	06/11/2017
NATIONAL SECURITIES SINGLE MEMBER SA	02/01/1900
PIRAEUS SECURITIES S. A.	28/09/2009
PREMIA (CR)	Main Market
BETA SECURITIES S.A.	01/06/2021
LEON DEPOLAS SECURITIES S.A.	05/12/2022
PANTELAKIS SECURITIES S.A.	23/12/2021
PROFILE SA (CR)	Main Market
OPTIMA BANK S.A.	03/04/2023
PANTELAKIS SECURITIES S.A.	01/07/2019
QUALITY & RELIABILITY SA (CR)	Main Market
OPTIMA BANK S.A.	03/01/2023
QUEST HOLDINGS (CR)	Main Market
BETA SECURITIES S.A.	26/03/2018
EUROBANK EQUITIES INVESTMENT FIRM SINGLE MEMBER SA	28/01/2019
REVOIL (CR)	Main Market
BETA SECURITIES S.A.	26/06/2023
OPTIMA BANK S.A.	15/04/2024
SIDMA STEEL (CR)	Main Market
OPTIMA BANK S.A.	25/05/2023
SPACE HELLAS SA (CR)	Main Market
MERIT SECURITIES S.A	09/12/2022
TECHNICAL OLYMPIC SA (CR)	Main Market
OPTIMA BANK S.A.	05/07/2023
TERNA ENERGY (CR)	Main Market
EUROBANK EQUITIES INVESTMENT FIRM SINGLE MEMBER SA	24/05/2021
PIRAEUS SECURITIES S. A.	09/12/2019
THRACE PLASTICS SA (CR)	Main Market
ALPHA FINANCE INVESTMENT SERVICES SINGLE MEMBER SA	26/03/2018
LEON DEPOLAS SECURITIES S.A.	28/03/2024
PIRAEUS SECURITIES S. A.	02/04/2024
TITAN CEMENT (CB)	Main Market
BETA SECURITIES S.A.	01/02/2021
EUROBANK EQUITIES INVESTMENT FIRM SINGLE MEMBER SA	06/11/2019
PIRAEUS SECURITIES S. A.	18/01/2021
TRADE ESTATES REIC (CR)	Main Market
EUROBANK EQUITIES INVESTMENT FIRM SINGLE MEMBER SA	08/11/2023
EUROBANK EQUITIES INVESTMENT FIRM SINGLE MEMBER SA	10/11/2023
PANTELAKIS SECURITIES S.A.	08/11/2023
PANTELAKIS SECURITIES S.A.	10/11/2023
TZIRAKIAN PROFIL (CR)	Main Market
LEON DEPOLAS SECURITIES S.A.	19/07/2021
VIOHALCO SA/NV (CB)	Main Market
ALPHA FINANCE INVESTMENT SERVICES SINGLE MEMBER SA	11/03/2008
EUROBANK EQUITIES INVESTMENT FIRM SINGLE MEMBER SA	04/03/2014
MERIT SECURITIES S.A	17/03/2014

Underlying Asset				Derivatives Market													
Price max	Price min	Closing price	change	Delivery Month	Open price	Price max	Price min	Last price	Closing price	Last Bid	Last Ask	Fixing price*	Life high	Life low	Trades	Volume	Open Interest
FTSE/Athex Large Cap				(Trade Unit: 1 Index Point x 2E, Cash Settlement)													
3,614.28	3,568.95	3,571.86	-0.79%	June 2024	3,594.75	3,599.00	3,568.25	3,571.00	3,571.00	---	---	---	3,669.75	---	89	347	3,752
				July 2024	3,550.50	3,550.50	3,541.75	3,541.75	3,541.75	---	---	---	3,624.50	---	6	47	179
				August 2024	---	---	---	---	3,616.50	---	---	---	---	---	---	---	---
				September 2024	---	---	---	---	3,623.50	---	---	---	---	---	---	---	---
				December 2024	---	---	---	---	3,641.75	---	---	---	---	---	---	---	---
				March 2025	---	---	---	---	3,660.00	---	---	---	---	---	---	---	---
FTSE/Athex Banks				(Trade Unit: 1 Index Point x 15E, Cash Settlement)													
1,325.21	1,298.58	1,306.88	-1.38%	June 2024	1,314.25	1,315.50	1,314.25	1,315.50	1,315.50	---	---	---	1,345.50	---	3	14	877
				September 2024	---	---	---	---	1,333.75	---	---	---	---	---	---	---	---
				December 2024	---	---	---	---	1,340.50	---	---	---	---	---	---	---	---
				March 2025	---	---	---	---	1,347.25	---	---	---	---	---	---	---	---
MSCI GREECE REBASED				(Trade Unit: 1 Index Point x 2E, Cash Settlement)													
5,737.67	5,658.76	5,664.75	-1.17%	June 2024	---	---	---	---	5,708.25	---	---	---	5,705.00	---	---	---	13
				July 2024	---	---	---	---	5,645.00	---	---	---	5,636.00	---	---	---	---
				August 2024	---	---	---	---	5,757.75	---	---	---	---	---	---	---	---
				September 2024	---	---	---	---	5,768.75	---	---	---	---	---	---	---	---
				October 2024	---	---	---	---	5,777.75	---	---	---	---	---	---	---	---
				November 2024	---	---	---	---	5,786.75	---	---	---	---	---	---	---	---
				December 2024	---	---	---	---	5,797.75	---	---	---	---	---	---	---	---
				March 2025	---	---	---	---	5,826.75	---	---	---	---	---	---	---	---

Derivatives notes

Fixing prices and final open positions can be retrieved from the following path <http://www.helex.gr/el/web/guest/statistics-end-of-day-derivatives>

Underlying Asset				Derivatives Market													
Price max	Price min	Closing price	change	Delivery Month	Open price	Price max	Price min	Last price	Closing price	Last Bid	Last Ask	Fixing price*	Life high	Life low	Trades	Volume	Open Interest
ADMIE (IPTO) HOLDING S.A. (CR)				(Contract Size: 100 Securities, Physical Delivery)													
2.25	2.2	2.22	-0.45%	June 2024	2.23	2.23	2.22	2.23	2.23	---	---	---	2.44	---	8	32	26,983
				September 2024	2.23	2.23	2.21	2.21	2.21	---	---	---	2.39	---	3	172	1,020
				December 2024	---	---	---	---	2.26	---	---	---	---	---	---	---	---
				March 2025	---	---	---	---	2.27	---	---	---	---	---	---	---	---
AEGEAN AIRLINES (CR)				(Contract Size: 100 Securities, Physical Delivery)													
12.25	11.85	11.9	-1.65%	June 2024	12.26	12.26	11.85	11.85	11.85	---	---	---	12.79	---	24	89	4,055
				September 2024	12.20	12.20	12.20	12.20	12.20	---	---	---	12.20	---	1	5	---
				December 2024	---	---	---	---	12.24	---	---	---	---	---	---	---	---
				March 2025	---	---	---	---	12.30	---	---	---	---	---	---	---	---
ALPHA SERVICES HOLD (CR)				(Contract Size: 100 Securities, Physical Delivery)													
1.72	1.68	1.68	-2.21%	June 2024	1.73	1.73	1.68	1.68	1.68	---	---	---	1.82	---	72	4,129	171,170
				September 2024	1.72	1.72	1.70	1.70	1.70	---	---	---	1.79	---	35	877	5,853
				December 2024	---	---	---	---	1.74	---	---	---	---	---	---	---	---
				March 2025	---	---	---	---	1.75	---	---	---	---	---	---	---	---
ATHENS INTL AIRPORT (CR)				(Contract Size: 100 Securities, Physical Delivery)													
8.32	8.15	8.228	-0.63%	June 2024	8.27	8.30	8.25	8.30	8.30	---	---	---	8.65	---	4	14	1,165
				September 2024	---	---	---	---	8.33	---	---	---	---	---	---	---	---
				December 2024	---	---	---	---	8.38	---	---	---	---	---	---	---	---
				March 2025	---	---	---	---	8.42	---	---	---	---	---	---	---	---
AUTOHELLAS SA (CR)				(Contract Size: 100 Securities, Physical Delivery)													
12.1	11.84	11.86	-1.98%	June 2024	---	---	---	---	11.60	---	---	---	13.67	---	---	---	205
				September 2024	---	---	---	---	12.18	---	---	---	---	---	---	---	---
				December 2024	---	---	---	---	12.24	---	---	---	---	---	---	---	---
				March 2025	---	---	---	---	12.30	---	---	---	---	---	---	---	---
AVAX S.A. (CR)				(Contract Size: 100 Securities, Physical Delivery)													
1.588	1.542	1.558	-1.52%	June 2024	---	---	---	---	1.57	---	---	---	1.72	---	---	---	969
				September 2024	---	---	---	---	1.59	---	---	---	---	---	---	---	---
				December 2024	---	---	---	---	1.60	---	---	---	---	---	---	---	---
				March 2025	---	---	---	---	1.61	---	---	---	---	---	---	---	---
CC HBC AG (CR)				(Contract Size: 100 Securities, Physical Delivery)													
32.6	32.18	32.4	2.27%	June 2024	31.39	31.76	31.37	31.60	31.60	---	---	---	32.02	---	6	26	65
				September 2024	---	---	---	---	31.88	---	---	---	---	---	---	---	---
				December 2024	---	---	---	---	32.04	---	---	---	---	---	---	---	---
				March 2025	---	---	---	---	32.20	---	---	---	---	---	---	---	---

Derivatives notes

Fixing prices and final open positions can be retrieved from the following path <http://www.helex.gr/el/web/guest/statistics-end-of-day-derivatives>

Underlying Asset				Derivatives Market													
Price max	Price min	Closing price	change	Delivery Month	Open price	Price max	Price min	Last price	Closing price	Last Bid	Last Ask	Fixing price*	Life high	Life low	Trades	Volume	Open Interest
CENERGY HOLDINGS (CB)				(Contract Size: 100 Securities, Physical Delivery)													
8.6	8.37	8.46	0.36%	June 2024	8.47	8.59	8.43	8.45	8.45	---	---	---	8.93	---	25	222	4,031
				September 2024	---	---	---	---	8.48	---	---	---	---	---	---	---	---
				December 2024	---	---	---	---	8.53	---	---	---	---	---	---	---	---
				March 2025	---	---	---	---	8.57	---	---	---	---	---	---	---	---
ELLAKTOR (CR)				(Contract Size: 100 Securities, Physical Delivery)													
2.6	2.535	2.55	-1.54%	June 2024	2.61	2.62	2.55	2.59	2.59	---	---	---	2.83	---	60	400	4,769
				September 2024	---	---	---	---	2.61	---	---	---	2.70	---	---	---	15
				December 2024	---	---	---	---	2.62	---	---	---	---	---	---	---	---
				March 2025	---	---	---	---	2.63	---	---	---	---	---	---	---	---
ELVALHALCOR (CR)				(Contract Size: 100 Securities, Physical Delivery)													
1.97	1.938	1.946	-0.82%	June 2024	1.97	1.97	1.93	1.96	1.96	---	---	---	2.28	---	15	89	4,888
				September 2024	---	---	---	---	2.03	---	---	---	2.04	---	---	---	57
				December 2024	---	---	---	---	1.98	---	---	---	---	---	---	---	---
				March 2025	---	---	---	---	1.99	---	---	---	---	---	---	---	---
EUROBANK HOLDINGS (CR)				(Contract Size: 100 Securities, Physical Delivery)													
2.139	2.06	2.1	-0.94%	June 2024	2.10	2.12	2.06	2.12	2.12	---	---	---	2.19	---	60	1,509	28,316
				September 2024	2.06	2.06	2.06	2.06	2.06	---	---	---	2.16	---	4	6	66
				December 2024	---	---	---	---	2.14	---	---	---	---	---	---	---	---
				March 2025	---	---	---	---	2.16	---	---	---	---	---	---	---	---
EYDAP S.A. (CR)				(Contract Size: 100 Securities, Physical Delivery)													
6.03	5.93	5.98	-0.83%	June 2024	5.97	5.97	5.97	5.97	5.97	---	---	---	6.10	---	1	5	4,344
				September 2024	---	---	---	---	6.07	---	---	---	---	---	---	---	---
				December 2024	---	---	---	---	6.10	---	---	---	---	---	---	---	---
				March 2025	---	---	---	---	6.13	---	---	---	---	---	---	---	---
FOURLIS (CR)				(Contract Size: 100 Securities, Physical Delivery)													
4.07	4.02	4.06	0.49%	June 2024	4.08	4.08	4.08	4.08	4.08	---	---	---	4.38	---	1	5	1,110
				September 2024	4.05	4.05	4.03	4.03	4.03	---	---	---	4.19	---	2	3	13
				December 2024	---	---	---	---	4.09	---	---	---	---	---	---	---	---
				March 2025	---	---	---	---	4.11	---	---	---	---	---	---	---	---
GEK TERNA (CR)				(Contract Size: 100 Securities, Physical Delivery)													
16.6	16.44	16.48	-0.72%	June 2024	16.62	16.62	16.54	16.54	16.54	---	---	---	17.26	---	7	17	15,818
				September 2024	---	---	---	---	17.03	---	---	---	15.80	---	---	---	30
				December 2024	---	---	---	---	16.79	---	---	---	---	---	---	---	---
				March 2025	---	---	---	---	16.87	---	---	---	---	---	---	---	---

Derivatives notes

Fixing prices and final open positions can be retrieved from the following path <http://www.helex.gr/el/web/guest/statistics-end-of-day-derivatives>

Underlying Asset				Derivatives Market													
Price max	Price min	Closing price	change	Delivery Month	Open price	Price max	Price min	Last price	Closing price	Last Bid	Last Ask	Fixing price*	Life high	Life low	Trades	Volume	Open Interest
HELLENIC EXCHANGES-A.S.E. (CR)				(Contract Size: 100 Securities, Physical Delivery)													
5.17	5.09	5.09	-0.59%	June 2024	5.14	5.14	5.05	5.10	5.10	---	---	---	5.71	---	25	180	8,678
				September 2024	5.02	5.02	5.02	5.02	5.02	---	---	---	5.25	---	3	25	6
				December 2024	---	---	---	---	5.18	---	---	---	---	---	---	---	---
				March 2025	---	---	---	---	5.20	---	---	---	---	---	---	---	---
HELLENiQ ENERGY (CR)				(Contract Size: 100 Securities, Physical Delivery)													
8.6	8.47	8.515	0.18%	June 2024	8.55	8.63	8.50	8.53	8.53	---	---	---	8.86	---	12	49	5,583
				September 2024	---	---	---	---	8.30	---	---	---	8.19	---	---	---	10
				December 2024	---	---	---	---	8.60	---	---	---	---	---	---	---	---
				March 2025	---	---	---	---	8.64	---	---	---	---	---	---	---	---
INTRACOM HOLDINGS (CR)				(Contract Size: 100 Securities, Physical Delivery)													
3.84	3.62	3.84	5.49%	June 2024	3.69	3.85	3.69	3.84	3.84	---	---	---	4.30	---	73	457	7,954
				September 2024	3.80	3.80	3.80	3.80	3.80	---	---	---	3.80	---	1	1	2
				December 2024	---	---	---	---	3.68	---	---	---	---	---	---	---	---
				March 2025	---	---	---	---	3.70	---	---	---	---	---	---	---	---
INTRAKAT (CR)				(Contract Size: 100 Securities, Physical Delivery)													
5.23	5.09	5.15	-1.53%	June 2024	5.08	5.08	5.06	5.06	5.06	---	---	---	5.66	---	3	20	2,174
				September 2024	---	---	---	---	5.26	---	---	---	---	---	---	---	---
				December 2024	---	---	---	---	5.29	---	---	---	---	---	---	---	---
				March 2025	---	---	---	---	5.32	---	---	---	---	---	---	---	---
JUMBO SA (CR)				(Contract Size: 100 Securities, Physical Delivery)													
27.4	26.74	26.84	-0.89%	June 2024	27.22	27.22	26.84	26.84	26.84	---	---	---	29.93	---	2	4	551
				September 2024	---	---	---	---	27.25	---	---	---	---	---	---	---	---
				December 2024	---	---	---	---	27.39	---	---	---	---	---	---	---	---
				March 2025	---	---	---	---	27.53	---	---	---	---	---	---	---	---
LAMDA DEVELOPMENT SA (CR)				(Contract Size: 100 Securities, Physical Delivery)													
6.86	6.78	6.81	-0.29%	June 2024	---	---	---	---	6.94	---	---	---	7.20	---	---	---	7,541
				September 2024	---	---	---	---	6.87	---	---	---	---	---	---	---	---
				December 2024	---	---	---	---	6.91	---	---	---	---	---	---	---	---
				March 2025	---	---	---	---	6.94	---	---	---	---	---	---	---	---
MIG (CR)				(Contract Size: 100 Securities, Physical Delivery)													
3.895	3.805	3.89	0.91%	June 2024	---	---	---	---	3.86	---	---	---	4.25	---	---	---	132
				September 2024	---	---	---	---	3.88	---	---	---	---	---	---	---	---
				December 2024	---	---	---	---	3.90	---	---	---	---	---	---	---	---
				March 2025	---	---	---	---	3.92	---	---	---	---	---	---	---	---

Derivatives notes

Fixing prices and final open positions can be retrieved from the following path <http://www.helex.gr/el/web/guest/statistics-end-of-day-derivatives>

Underlying Asset				Derivatives Market													
Price max	Price min	Closing price	change	Delivery Month	Open price	Price max	Price min	Last price	Closing price	Last Bid	Last Ask	Fixing price*	Life high	Life low	Trades	Volume	Open Interest
MOTOR OIL (CR)				(Contract Size: 100 Securities, Physical Delivery)													
28.54	27.9	28.08	-1.27%	June 2024	28.40	28.49	28.40	28.49	28.49	---	---	---	28.77	---	2	2	323
				September 2024	---	---	---	---	28.62	---	---	---	---	---	---	---	---
				December 2024	---	---	---	---	28.77	---	---	---	---	---	---	---	---
				March 2025	---	---	---	---	28.91	---	---	---	---	---	---	---	---
MYTILINEOS (CR)				(Contract Size: 100 Securities, Physical Delivery)													
37.76	37.14	37.16	-0.91%	June 2024	37.70	37.70	37.24	37.24	37.24	---	---	---	39.58	---	7	17	5,748
				September 2024	37.37	37.37	36.88	36.88	36.88	---	---	---	38.35	---	2	2	649
				December 2024	---	---	---	---	37.93	---	---	---	---	---	---	---	---
				March 2025	---	---	---	---	38.12	---	---	---	---	---	---	---	---
NATIONAL BANK (CR)				(Contract Size: 100 Securities, Physical Delivery)													
8.49	8.35	8.39	-1.18%	June 2024	8.44	8.48	8.39	8.40	8.40	---	---	---	8.67	---	31	234	10,464
				September 2024	---	---	---	---	8.52	---	---	---	7.04	---	---	---	40
				December 2024	---	---	---	---	8.59	---	---	---	---	---	---	---	---
				March 2025	---	---	---	---	8.63	---	---	---	---	---	---	---	---
OPAP (CR)				(Contract Size: 100 Securities, Physical Delivery)													
15.1	14.78	14.78	-1.60%	June 2024	15.13	15.13	14.86	14.88	14.88	---	---	---	16.99	---	58	176	3,012
				September 2024	14.86	14.88	14.71	14.71	14.71	---	---	---	14.98	---	4	4	1
				December 2024	---	---	---	---	15.19	---	---	---	---	---	---	---	---
				March 2025	---	---	---	---	15.27	---	---	---	---	---	---	---	---
OPTIMA BANK (CR)				(Contract Size: 100 Securities, Physical Delivery)													
11.9	11.64	11.74	0.34%	June 2024	---	---	---	---	11.31	---	---	---	11.40	---	---	---	209
				September 2024	---	---	---	---	11.78	---	---	---	---	---	---	---	---
				December 2024	---	---	---	---	11.83	---	---	---	---	---	---	---	---
				March 2025	---	---	---	---	11.89	---	---	---	---	---	---	---	---
OTE (CR)				(Contract Size: 100 Securities, Physical Delivery)													
14.26	14	14.11	-0.35%	June 2024	14.25	14.28	14.12	14.12	14.12	---	---	---	14.58	---	24	108	6,071
				September 2024	13.82	13.90	13.82	13.90	13.90	---	---	---	14.26	---	2	4	3
				December 2024	---	---	---	---	14.32	---	---	---	---	---	---	---	---
				March 2025	---	---	---	---	14.39	---	---	---	---	---	---	---	---
P.P.A. S.A. (CR)				(Contract Size: 100 Securities, Physical Delivery)													
24.2	23.9	24.2	1.26%	June 2024	---	---	---	---	23.83	---	---	---	28.71	---	---	---	133
				September 2024	---	---	---	---	24.05	---	---	---	---	---	---	---	---
				December 2024	---	---	---	---	24.17	---	---	---	---	---	---	---	---
				March 2025	---	---	---	---	24.30	---	---	---	---	---	---	---	---

Derivatives notes

Fixing prices and final open positions can be retrieved from the following path <http://www.helex.gr/el/web/guest/statistics-end-of-day-derivatives>

Underlying Asset				Derivatives Market													
Price max	Price min	Closing price	change	Delivery Month	Open price	Price max	Price min	Last price	Closing price	Last Bid	Last Ask	Fixing price*	Life high	Life low	Trades	Volume	Open Interest
PIRAEUS FINANCIAL HOLD (CR)																	
(Contract Size: 100 Securities, Physical Delivery)																	
3.801	3.714	3.75	-1.55%	June 2024	3.84	3.85	3.73	3.77	3.77	---	---	---	4.26	---	206	4,015	102,961
				September 2024	3.82	3.82	3.77	3.77	3.77	---	---	---	4.05	---	12	145	1,479
				December 2024	---	---	---	---	3.85	---	---	---	---	---	---	---	---
				March 2025	---	---	---	---	3.87	---	---	---	---	---	---	---	---
PPC (CR)																	
(Contract Size: 100 Securities, Physical Delivery)																	
11.7	11.41	11.54	-0.52%	June 2024	11.70	11.70	11.46	11.54	11.54	---	---	---	12.75	---	72	256	33,392
				September 2024	11.62	11.62	11.47	11.47	11.47	---	---	---	11.88	---	5	55	401
				December 2024	---	---	---	---	11.73	---	---	---	---	---	---	---	---
				March 2025	---	---	---	---	11.79	---	---	---	---	---	---	---	---
QUEST HOLDINGS (CR)																	
(Contract Size: 100 Securities, Physical Delivery)																	
5.49	5.26	5.26	-1.50%	June 2024	---	---	---	---	5.36	---	---	---	6.29	---	---	---	286
				September 2024	---	---	---	---	5.37	---	---	---	---	---	---	---	---
				December 2024	---	---	---	---	5.40	---	---	---	---	---	---	---	---
				March 2025	---	---	---	---	5.43	---	---	---	---	---	---	---	---
TERNA ENERGY (CR)																	
(Contract Size: 100 Securities, Physical Delivery)																	
18.4	18.05	18.26	0.00%	June 2024	18.37	18.40	18.16	18.26	18.26	---	---	---	19.00	---	60	288	32,348
				September 2024	18.39	18.39	18.28	18.28	18.28	---	---	---	18.39	---	4	15	5
				December 2024	---	---	---	---	18.47	---	---	---	---	---	---	---	---
				March 2025	---	---	---	---	18.56	---	---	---	---	---	---	---	---
TITAN CEMENT (CB)																	
(Contract Size: 100 Securities, Physical Delivery)																	
31.4	30.45	30.85	-1.75%	June 2024	30.85	30.85	30.54	30.55	30.55	---	---	---	32.15	---	5	21	175
				September 2024	---	---	---	---	31.60	---	---	---	---	---	---	---	---
				December 2024	---	---	---	---	31.76	---	---	---	---	---	---	---	---
				March 2025	---	---	---	---	31.92	---	---	---	---	---	---	---	---
VIOHALCO SA/NV (CB)																	
(Contract Size: 100 Securities, Physical Delivery)																	
6.44	6.18	6.18	-4.04%	June 2024	6.40	6.40	6.18	6.18	6.18	---	---	---	6.64	---	59	367	4,816
				September 2024	6.22	6.22	6.22	6.22	6.22	---	---	---	6.50	---	1	2	15
				December 2024	---	---	---	---	6.51	---	---	---	---	---	---	---	---
				March 2025	---	---	---	---	6.55	---	---	---	---	---	---	---	---

Derivatives notes

Fixing prices and final open positions can be retrieved from the following path <http://www.helex.gr/el/web/guest/statistics-end-of-day-derivatives>

FTSE/Athex Large Cap

(Trade Unit: 1 Index Point x 2€ - Exercise Style: European, Cash Settlement)

Call Options																Put Options																	
June 2024								July 2024								Other Months		June 2024						July 2024				Other Months		Exercise Price			
Open price	Price max	Price min	Last price	Closing price	Volume	Open Interest	Open price	Price max	Price min	Last price	Closing price	Volume	Open Interest	Volume	Open Interest	Open price	Price max	Price min	Last price	Closing price	Volume	Open Interest	Open price	Price max	Price min	Last price	Closing price	Volume	Open Interest		Volume	Open Interest	
2,450	0.00	0.00	0.00	-	1,141.00	-	-	-	-	-	-	-	-	-	-	0.00	0.00	0.00	-	0.02	-	-	-	-	-	-	-	-	-	-	2,450		
2,500	0.00	0.00	0.00	-	1,091.00	-	-	-	-	-	-	-	-	-	-	0.00	0.00	0.00	-	0.01	-	-	-	-	-	-	-	-	-	-	2,500		
2,550	0.00	0.00	0.00	-	1,041.00	-	-	-	-	-	-	-	-	-	-	0.00	0.00	0.00	-	0.01	-	-	-	-	-	-	-	-	-	-	2,550		
2,600	0.00	0.00	0.00	-	991.00	-	-	-	-	-	-	-	-	-	-	0.00	0.00	0.00	-	0.01	-	-	-	-	-	-	-	-	-	-	2,600		
2,650	0.00	0.00	0.00	-	941.00	-	-	-	-	-	-	-	-	-	-	0.00	0.00	0.00	-	0.01	-	-	-	-	-	-	-	-	-	-	2,650		
2,700	0.00	0.00	0.00	-	891.00	-	-	-	-	-	-	-	-	-	-	0.00	0.00	0.00	-	0.01	-	-	-	-	-	-	-	-	-	-	2,700		
2,750	0.00	0.00	0.00	-	841.00	-	-	-	-	-	-	-	-	-	-	0.00	0.00	0.00	-	0.01	-	-	-	-	-	-	-	-	-	-	2,750		
2,800	0.00	0.00	0.00	-	791.00	-	-	-	-	-	-	-	-	-	-	0.00	0.00	0.00	-	0.01	-	-	-	-	-	-	-	-	-	-	2,800		
2,850	0.00	0.00	0.00	-	741.00	-	-	-	-	-	-	-	-	-	-	0.00	0.00	0.00	-	0.01	-	-	-	-	-	-	-	-	-	-	2,850		
2,900	0.00	0.00	0.00	-	691.00	-	-	-	-	-	-	-	-	-	-	0.00	0.00	0.00	-	0.01	-	-	-	-	-	-	-	-	-	-	2,900		
2,950	0.00	0.00	0.00	-	641.00	-	-	-	-	-	-	-	-	-	-	0.00	0.00	0.00	-	0.01	-	-	-	-	-	-	-	-	-	-	2,950		
3,000	0.00	0.00	0.00	-	591.00	-	-	-	-	-	-	-	-	-	-	0.00	0.00	0.00	-	0.01	-	-	-	-	-	-	-	-	-	-	3,000		
3,050	0.00	0.00	0.00	-	542.00	-	-	-	-	-	-	-	-	-	-	0.00	0.00	0.00	-	0.04	-	-	-	-	-	-	-	-	-	-	3,050		
3,100	0.00	0.00	0.00	-	492.00	-	-	-	-	-	-	-	-	-	-	0.00	0.00	0.00	-	0.12	-	-	-	-	-	-	-	-	-	-	3,100		
3,150	0.00	0.00	0.00	-	442.00	-	-	0.00	0.00	0.00	-	413.00	-	-	-	0.00	0.00	0.00	-	0.32	-	-	0.00	0.00	0.00	-	5.60	-	-	-	3,150		
3,200	0.00	0.00	0.00	-	392.00	-	-	0.00	0.00	0.00	-	367.00	-	-	-	0.00	0.00	0.00	-	0.79	-	-	0.00	0.00	0.00	-	9.10	-	-	-	3,200		
3,250	0.00	0.00	0.00	-	344.00	-	-	0.00	0.00	0.00	-	322.00	-	-	-	0.00	0.00	0.00	-	1.80	-	-	0.00	0.00	0.00	-	14.25	-	-	-	3,250		
3,300	0.00	0.00	0.00	-	296.00	-	-	0.00	0.00	0.00	-	279.00	-	-	-	0.00	0.00	0.00	-	3.80	-	-	0.00	0.00	0.00	-	21.50	-	-	-	3,300		
3,350	0.00	0.00	0.00	-	249.00	-	-	0.00	0.00	0.00	-	239.00	-	-	-	0.00	0.00	0.00	-	7.40	-	57	0.00	0.00	0.00	-	31.25	-	-	-	3,350		
3,400	0.00	0.00	0.00	-	205.00	-	-	0.00	0.00	0.00	-	202.00	-	-	-	0.00	0.00	0.00	-	13.50	-	3	0.00	0.00	0.00	-	43.75	-	-	-	3,400		
3,450	0.00	0.00	0.00	-	165.00	-	40	0.00	0.00	0.00	-	168.00	-	-	-	0.00	0.00	0.00	-	22.75	-	10	0.00	0.00	0.00	-	59.50	-	-	-	3,450		
3,500	0.00	0.00	0.00	-	128.00	-	103	0.00	0.00	0.00	-	138.00	-	-	-	0.00	0.00	0.00	-	36.25	-	45	0.00	0.00	0.00	-	79.00	-	-	-	3,500		
3,550	0.00	0.00	0.00	-	97.00	-	22	0.00	0.00	0.00	-	111.00	-	60	-	0.00	0.00	0.00	-	54.50	-	70	0.00	0.00	0.00	-	102.00	-	-	-	3,550		
3,600	0.00	0.00	0.00	-	70.50	-	20	0.00	0.00	0.00	-	88.00	-	22	-	0.00	0.00	0.00	-	78.50	-	120	0.00	0.00	0.00	-	129.00	-	20	-	3,600		
3,650	0.00	0.00	0.00	-	49.50	-	3	0.00	0.00	0.00	-	68.50	-	20	-	111.00	0.00	111.00	111.00	111.00	111.00	20	60	0.00	0.00	0.00	-	160.00	-	-	-	3,650	
3,700	0.00	0.00	0.00	-	33.50	-	25	0.00	0.00	0.00	-	52.50	-	40	-	147.00	0.00	147.00	147.00	147.00	147.00	20	21	0.00	0.00	0.00	-	194.00	-	20	-	3,700	
3,750	0.00	0.00	0.00	-	21.75	-	-	0.00	0.00	0.00	-	39.50	-	20	-	0.00	0.00	0.00	-	179.00	-	-	0.00	0.00	0.00	-	230.00	-	-	-	3,750		
3,800	0.00	0.00	0.00	-	13.50	-	10	0.00	0.00	0.00	-	29.25	-	20	-	0.00	0.00	0.00	-	221.00	-	-	0.00	0.00	0.00	-	270.00	-	-	-	3,800		
3,850	0.00	0.00	0.00	-	8.10	-	35	0.00	0.00	0.00	-	21.25	-	-	-	0.00	0.00	0.00	-	266.00	-	-	0.00	0.00	0.00	-	312.00	-	-	-	3,850		
3,900	0.00	0.00	0.00	-	4.70	-	-	0.00	0.00	0.00	-	15.25	-	-	-	0.00	0.00	0.00	-	312.00	-	-	0.00	0.00	0.00	-	356.00	-	-	-	3,900		
Totals:						0	258						0	182	0	0							40	386						0	40	0	0
Number of Trades:						0							0		0							2							0		0		

ALPHA SERVICES HOLD (CR)

(Contract Size: 100 Securities, Exercise Style: American, Physical Delivery)

Call Options														Put Options																			
Exercise Price	June 2024						July 2024						Other Months		June 2024						July 2024						Other Months		Exercise Price				
	Open price	Price max	Price min	Last price	Closing price	Volume	Open Interest	Open price	Price max	Price min	Last price	Closing price	Volume	Open Interest	Volume	Open Interest	Open price	Price max	Price min	Last price	Closing price	Volume	Open Interest	Open price	Price max	Price min	Last price	Closing price		Volume	Open Interest	Volume	Open Interest
0.850	0.000	0.000	0.000	0.871	-	-											0.000	0.000	0.000	0.001	-	-											0.009
0.900	0.000	0.000	0.000	0.821	-	-											0.000	0.000	0.000	0.002	-	-											0.009
0.950	0.000	0.000	0.000	0.771	-	-											0.000	0.000	0.000	0.004	-	-											0.010
1.000	0.000	0.000	0.000	0.721	-	-											0.000	0.000	0.000	0.001	-	-											0.010
1.100	0.000	0.000	0.000	0.622	-	-	0.000	0.000	0.000	0.623	-	-					0.000	0.000	0.000	0.001	-	-	0.000	0.000	0.000	0.001	-	-					0.011
1.200	0.000	0.000	0.000	0.522	-	-	0.000	0.000	0.000	0.524	-	-					0.000	0.000	0.000	0.001	-	-	0.000	0.000	0.000	0.001	-	-					0.012
1.300	0.000	0.000	0.000	0.422	-	-	0.000	0.000	0.000	0.424	-	-					0.000	0.000	0.000	0.001	-	-	0.000	0.000	0.000	0.001	-	-					0.013
1.400	0.000	0.000	0.000	0.323	-	-	0.000	0.000	0.000	0.326	-	-					0.000	0.000	0.000	0.001	-	-	0.000	0.000	0.000	0.002	-	-					0.014
1.500	0.000	0.000	0.000	0.226	-	-	0.000	0.000	0.000	0.234	-	-					0.000	0.000	0.000	0.004	-	-	0.000	0.000	0.000	0.010	-	-					0.015
1.600	0.000	0.000	0.000	0.141	-	-	0.000	0.000	0.000	0.153	-	-					0.000	0.000	0.000	0.019	-	-	0.000	0.000	0.000	0.029	-	-					0.016
1.700	0.000	0.000	0.000	0.075	-	-	0.000	0.000	0.000	0.091	-	-					0.000	0.000	0.000	0.053	-	-	0.000	0.000	0.000	0.066	-	-					0.017
1.800	0.000	0.000	0.000	0.033	-	-	0.000	0.000	0.000	0.048	-	-					0.000	0.000	0.000	0.111	-	-	0.000	0.000	0.000	0.123	-	-					0.018
1.900	0.000	0.000	0.000	0.012	-	-	0.000	0.000	0.000	0.022	-	-					0.000	0.000	0.000	0.190	-	-	0.000	0.000	0.000	0.198	-	-					0.019
2.000	0.000	0.000	0.000	0.004	-	-	0.000	0.000	0.000	0.010	-	-					0.000	0.000	0.000	0.282	-	-	0.000	0.000	0.000	0.286	-	-					0.020
2.200	0.000	0.000	0.000	0.001	-	-	0.000	0.000	0.000	0.001	-	-					0.000	0.000	0.000	0.480	-	-	0.000	0.000	0.000	0.480	-	-					0.022
2.400	0.000	0.000	0.000	0.001	-	-	0.000	0.000	0.000	0.001	-	-					0.000	0.000	0.000	0.680	-	-	0.000	0.000	0.000	0.680	-	-					0.024
2.600	0.000	0.000	0.000	0.001	-	-	0.000	0.000	0.000	0.001	-	-					0.000	0.000	0.000	0.880	-	-	0.000	0.000	0.000	0.880	-	-					0.026
Totals:						0	0							0	0	0								0	0	0		0					
Number of Trades:						0							0	0								0.00							0	0			

NATIONAL BANK (CR)

(Contract Size: 100 Securities, Exercise Style: American, Physical Delivery)

Call Options														Put Options																		
June 2024							July 2024							Other Months		June 2024							July 2024							Other Months		Exercise Price
Open price	Price max	Price min	Last price	Closing price	Volume	Open Interest	Open price	Price max	Price min	Last price	Closing price	Volume	Open Interest	Volume	Open Interest	Open price	Price max	Price min	Last price	Closing price	Volume	Open Interest	Open price	Price max	Price min	Last price	Closing price	Volume	Open Interest	Volume	Open Interest	
3.400	0.000	0.000	0.000	5.09	-	-										0.000	0.000	0.000	0.001	-	-											0.034
3.600	0.000	0.000	0.000	4.89	-	-										0.000	0.000	0.000	0.001	-	-											0.036
3.800	0.000	0.000	0.000	4.70	-	-										0.000	0.000	0.000	0.001	-	-											0.038
4.000	0.000	0.000	0.000	4.50	-	-										0.000	0.000	0.000	0.001	-	-											0.040
4.400	0.000	0.000	0.000	4.10	-	-										0.000	0.000	0.000	0.001	-	-											0.044
4.800	0.000	0.000	0.000	3.70	-	-										0.000	0.000	0.000	0.001	-	-											0.048
5.200	0.000	0.000	0.000	3.30	-	-	0.000	0.000	0.000		3.31	-	-			0.000	0.000	0.000	0.001	-	-	0.000	0.000	0.000	0.001	-	-					0.052
5.600	0.000	0.000	0.000	2.90	-	-	0.000	0.000	0.000		2.91	-	-			0.000	0.000	0.000	0.001	-	-	0.000	0.000	0.000	0.001	-	-					0.056
6.000	0.000	0.000	0.000	2.50	-	-	0.000	0.000	0.000		2.51	-	-			0.000	0.000	0.000	0.001	-	-	0.000	0.000	0.000	0.001	-	-					0.060
6.400	0.000	0.000	0.000	2.10	-	-	0.000	0.000	0.000		2.11	-	-			0.000	0.000	0.000	0.002	-	-	0.000	0.000	0.000	0.002	-	-					0.064
6.800	0.000	0.000	0.000	1.70	-	-	0.000	0.000	0.000		1.72	-	-			0.000	0.000	0.000	0.001	-	-	0.000	0.000	0.000	0.009	-	-					0.068
7.200	0.000	0.000	0.000	1.30	-	-	0.000	0.000	0.000		1.34	-	-			0.000	0.000	0.000	0.004	-	-	0.000	0.000	0.000	0.031	-	-					0.072
7.600	0.000	0.000	0.000	0.924	-	30	0.000	0.000	0.000		0.996	-	-			0.000	0.000	0.000	0.023	-	324	0.000	0.000	0.000	0.084	-	-					0.076
8.000	0.000	0.000	0.000	0.587	-	-	0.000	0.000	0.000		0.696	-	-			0.000	0.000	0.000	0.086	-	-	0.000	0.000	0.000	0.183	-	-					0.080
8.400	0.000	0.000	0.000	0.325	-	-	0.000	0.000	0.000		0.456	-	-			0.000	0.000	0.000	0.224	-	10	0.000	0.000	0.000	0.343	-	-					0.084
8.800	0.000	0.000	0.000	0.153	-	-	0.000	0.000	0.000		0.277	-	-			0.000	0.000	0.000	0.453	-	-	0.000	0.000	0.000	0.564	-	-					0.088
9.200	0.000	0.000	0.000	0.061	-	-	0.000	0.000	0.000		0.160	-	-			0.000	0.000	0.000	0.761	-	-	0.000	0.000	0.000	0.847	-	-					0.092
9.600	0.000	0.000	0.000	0.020	-	-	0.000	0.000	0.000		0.085	-	-			0.000	0.000	0.000	1.12	-	-	0.000	0.000	0.000	1.17	-	-					0.096
10.000	0.000	0.000	0.000	0.006	-	-	0.000	0.000	0.000		0.041	-	-			0.000	0.000	0.000	1.51	-	-	0.000	0.000	0.000	1.53	-	-					0.100
11.000	0.000	0.000	0.000	0.001	-	-	0.000	0.000	0.000		0.006	-	-			0.000	0.000	0.000	2.51	-	-	0.000	0.000	0.000	2.51	-	-					0.110
Totals:					0	30					0	0	0	0	0						0	334						0	0	0	0	0
Number of Trades:					0						0	0	0	0							0.00						0	0	0	0	0	

OPAP (CR)

(Contract Size: 100 Securities, Exercise Style: American, Physical Delivery)

Exercise Price	Call Options												Put Options												Exercise Price			
	June 2024				July 2024				Other Months				June 2024				July 2024				Other Months							
	Open price	Price max	Price min	Last price	Closing price	Volume	Open Interest	Open price	Price max	Price min	Last price	Closing price	Volume	Open Interest	Volume	Open Interest	Open price	Price max	Price min	Last price	Closing price	Volume	Open Interest	Volume		Open Interest		
9.600	0.000	0.000	0.000	5.43	-	-										0.000	0.000	0.000	0.001	-	-							0.096
10.000	0.000	0.000	0.000	5.03	-	-	0.000	0.000	0.000	5.05	-	-				0.000	0.000	0.000	0.001	-	-	0.000	0.000	0.000	0.001	-	-	0.100
11.000	0.000	0.000	0.000	4.04	-	-	0.000	0.000	0.000	4.05	-	-				0.000	0.000	0.000	0.001	-	-	0.000	0.000	0.000	0.001	-	-	0.110
12.000	0.000	0.000	0.000	3.04	-	-	0.000	0.000	0.000	3.06	-	-				0.000	0.000	0.000	0.001	-	-	0.000	0.000	0.000	0.001	-	-	0.120
13.000	0.000	0.000	0.000	2.04	-	-	0.000	0.000	0.000	2.08	-	-				0.000	0.000	0.000	0.002	-	-	0.000	0.000	0.000	0.021	-	-	0.130
14.000	0.000	0.000	0.000	1.08	-	-	0.000	0.000	0.000	1.20	-	-				0.000	0.000	0.000	0.045	-	-	0.000	0.000	0.000	0.138	-	-	0.140
15.000	0.000	0.000	0.000	0.370	-	-	0.000	0.000	0.000	0.548	-	-				0.000	0.000	0.000	0.331	-	20	0.000	0.000	0.000	0.487	-	-	0.150
16.000	0.000	0.000	0.000	0.068	-	-	0.000	0.000	0.000	0.193	-	-				0.000	0.000	0.000	1.03	-	-	0.000	0.000	0.000	1.14	-	-	0.160
17.000	0.000	0.000	0.000	0.006	-	33	0.000	0.000	0.000	0.049	-	-				0.000	0.000	0.000	1.98	-	-	0.000	0.000	0.000	2.00	-	-	0.170
18.000	0.000	0.000	0.000	0.001	-	-	0.000	0.000	0.000	0.010	-	-				0.000	0.000	0.000	2.98	-	-	0.000	0.000	0.000	2.98	-	-	0.180
19.000	0.000	0.000	0.000	0.001	-	-	0.000	0.000	0.000	0.001	-	-				0.000	0.000	0.000	3.98	-	-	0.000	0.000	0.000	3.98	-	-	0.190
20.000	0.000	0.000	0.000	0.001	-	-	0.000	0.000	0.000	0.001	-	-				0.000	0.000	0.000	4.98	-	-	0.000	0.000	0.000	4.98	-	-	0.200
22.000	0.000	0.000	0.000	0.001	-	-	0.000	0.000	0.000	0.001	-	-				0.000	0.000	0.000	6.98	-	-	0.000	0.000	0.000	6.98	-	-	0.220
24.000	0.000	0.000	0.000	0.001	-	-	0.000	0.000	0.000	0.001	-	-				0.000	0.000	0.000	8.98	-	-	0.000	0.000	0.000	8.98	-	-	0.240
Totals:					0	33					0	0	0	0	0					0	20				0	11	0	0
Number of Trades:					0						0	0	0							0.00					0		0	

OTE (CR)

(Contract Size: 100 Securities, Exercise Style: American, Physical Delivery)

Exercise Price	Call Options												Put Options												Exercise Price				
	June 2024				July 2024				Other Months				June 2024				July 2024				Other Months								
	Open price	Price max	Price min	Last price	Closing price	Volume	Open Interest	Open price	Price max	Price min	Last price	Closing price	Volume	Open Interest	Volume	Open Interest	Open price	Price max	Price min	Last price	Closing price	Volume	Open Interest	Volume		Open Interest			
9.200	0.000	0.000	0.000	4.97	-	-										0.000	0.000	0.000	0.001	-	-						0.092		
9.600	0.000	0.000	0.000	4.57	-	-	0.000	0.000	0.000	4.59	-	-				0.000	0.000	0.000	0.001	-	-	0.000	0.000	0.000	0.001	-	-	0.096	
10.000	0.000	0.000	0.000	4.17	-	-	0.000	0.000	0.000	4.19	-	-				0.000	0.000	0.000	0.001	-	-	0.000	0.000	0.000	0.001	-	-	0.100	
11.000	0.000	0.000	0.000	3.18	-	-	0.000	0.000	0.000	3.20	-	-				0.000	0.000	0.000	0.001	-	-	0.000	0.000	0.000	0.003	-	-	0.110	
12.000	0.000	0.000	0.000	2.18	-	-	0.000	0.000	0.000	2.23	-	-				0.000	0.000	0.000	0.001	-	-	0.000	0.000	0.000	0.032	-	-	0.120	
13.000	0.000	0.000	0.000	1.20	-	-	0.000	0.000	0.000	1.36	-	-				0.000	0.000	0.000	0.026	-	-	0.230	0.230	0.230	0.230	0.230	10	5	0.130
14.000	0.000	0.000	0.000	0.436	-	-	0.000	0.000	0.000	0.698	-	-				0.000	0.000	0.000	0.257	-	10	0.000	0.000	0.000	0.499	-	-	0.140	
15.000	0.000	0.000	0.000	0.083	-	-	0.000	0.000	0.000	0.292	-	3				0.000	0.000	0.000	0.907	-	-	0.000	0.000	0.000	1.09	-	-	0.150	
16.000	0.000	0.000	0.000	0.007	-	-	0.000	0.000	0.000	0.100	-	-				0.000	0.000	0.000	1.84	-	-	0.000	0.000	0.000	1.91	-	-	0.160	
17.000	0.000	0.000	0.000	0.002	-	-	0.000	0.000	0.000	0.028	-	-				0.000	0.000	0.000	2.84	-	-	0.000	0.000	0.000	2.85	-	-	0.170	
18.000	0.000	0.000	0.000	0.002	-	-	0.000	0.000	0.000	0.006	-	-				0.000	0.000	0.000	3.84	-	-	0.000	0.000	0.000	3.84	-	-	0.180	
19.000	0.000	0.000	0.000	0.001	-	-	0.000	0.000	0.000	0.001	-	-				0.000	0.000	0.000	4.84	-	-	0.000	0.000	0.000	4.84	-	-	0.190	
20.000	0.000	0.000	0.000	0.001	-	-					-	-				0.000	0.000	0.000	5.84	-	-					-	-	0.200	
22.000	0.000	0.000	0.000	0.001	-	-					-	-				0.000	0.000	0.000	7.84	-	-					-	-	0.220	
Totals:					0	0					0	3	0	0						0	10				10	5	0	0	
Number of Trades:					0						0		0							0.00					1		0		

PIRAEUS FINANCIAL HOLD (CR)

(Contract Size: 100 Securities, Exercise Style: American, Physical Delivery)

Call Options														Put Options																			
June 2024							July 2024							Other Months		June 2024							July 2024							Other Months		Exercise Price	
Open price	Price max	Price min	Last price	Closing price	Volume	Open Interest	Open price	Price max	Price min	Last price	Closing price	Volume	Open Interest	Volume	Open Interest	Open price	Price max	Price min	Last price	Closing price	Volume	Open Interest	Open price	Price max	Price min	Last price	Closing price	Volume	Open Interest	Volume	Open Interest		
1.800	0.000	0.000	0.000	2.01	-	-										0.000	0.000	0.000	0.001	-	-											0.018	
1.900	0.000	0.000	0.000	1.91	-	-										0.000	0.000	0.000	0.001	-	-											0.019	
2.000	0.000	0.000	0.000	1.81	-	-										0.000	0.000	0.000	0.001	-	-											0.020	
2.200	0.000	0.000	0.000	1.61	-	-										0.000	0.000	0.000	0.001	-	-											0.022	
2.400	0.000	0.000	0.000	1.41	-	-										0.000	0.000	0.000	0.001	-	-											0.024	
2.600	0.000	0.000	0.000	1.21	-	-										0.000	0.000	0.000	0.001	-	-											0.026	
2.800	0.000	0.000	0.000	1.01	-	-	0.000	0.000	0.000		1.02	-	-			0.000	0.000	0.000	0.001	-	-	0.000	0.000	0.000	0.001	-	-					0.028	
3.000	0.000	0.000	0.000	0.814	-	-	0.000	0.000	0.000		0.823	-	-			0.000	0.000	0.000	0.001	-	-	0.000	0.000	0.000	0.004	-	-					0.030	
3.200	0.000	0.000	0.000	0.615	-	-	0.000	0.000	0.000		0.635	-	-			0.000	0.000	0.000	0.001	-	-	0.000	0.000	0.000	0.016	-	-					0.032	
3.400	0.000	0.000	0.000	0.422	-	-	0.000	0.000	0.000		0.463	-	-			0.000	0.000	0.000	0.007	-	-	0.000	0.000	0.000	0.043	-	-					0.034	
3.600	0.000	0.000	0.000	0.249	-	-	0.000	0.000	0.000		0.317	-	-			0.000	0.000	0.000	0.034	-	-	0.000	0.000	0.000	0.097	-	-					0.036	
3.800	0.000	0.000	0.000	0.120	-	-	0.000	0.000	0.000		0.201	-	-			0.000	0.000	0.000	0.105	-	-	0.000	0.000	0.000	0.181	-	-					0.038	
4.000	0.000	0.000	0.000	0.046	-	-	0.000	0.000	0.000		0.120	-	-			0.000	0.000	0.000	0.232	-	-	0.000	0.000	0.000	0.300	-	-					0.040	
4.400	0.000	0.000	0.000	0.003	-	-	0.000	0.000	0.000		0.033	-	-			0.000	0.000	0.000	0.591	-	-	0.000	0.000	0.000	0.614	-	-					0.044	
4.800	0.000	0.000	0.000	0.001	-	-	0.000	0.000	0.000		0.007	-	-			0.000	0.000	0.000	0.990	-	-	0.000	0.000	0.000	0.992	-	-					0.048	
5.200	0.000	0.000	0.000	0.001	-	-	0.000	0.000	0.000		0.001	-	-			0.000	0.000	0.000	1.39	-	-	0.000	0.000	0.000	1.39	-	-					0.052	
5.600	0.000	0.000	0.000	0.001	-	-	0.000	0.000	0.000		0.001	-	-			0.000	0.000	0.000	1.79	-	-	0.000	0.000	0.000	1.79	-	-					0.056	
6.000	0.000	0.000	0.000	0.001	-	-	0.000	0.000	0.000		0.001	-	-			0.000	0.000	0.000	2.19	-	-	0.000	0.000	0.000	2.19	-	-					0.060	
6.400	0.000	0.000	0.000	0.001	-	-										0.000	0.000	0.000	2.59	-	-											0.064	
Totals:					0	0					0	0	0			0	0				0	0						0	0			0	0
Number of Trades:					0						0	0					0.00												0				0

PPC (CR)

(Contract Size: 100 Securities, Exercise Style: American, Physical Delivery)

Exercise Price	Call Options														Put Options																		
	June 2024							July 2024							Other Months		June 2024							July 2024							Other Months		Exercise Price
	Open price	Price max	Price min	Last price	Closing price	Volume	Open Interest	Open price	Price max	Price min	Last price	Closing price	Volume	Open Interest	Volume	Open Interest	Open price	Price max	Price min	Last price	Closing price	Volume	Open Interest	Open price	Price max	Price min	Last price	Closing price	Volume	Open Interest	Volume	Open Interest	
6.800	0.000	0.000	0.000	4.81	-	-	-	-	-	-	-	-	-	-	-	0.000	0.000	0.000	0.001	-	-	-	-	-	-	-	-	-	-	-	-	0.068	
7.200	0.000	0.000	0.000	4.41	-	-	-	-	-	-	-	-	-	-	-	0.000	0.000	0.000	0.001	-	-	-	-	-	-	-	-	-	-	-	-	0.072	
7.600	0.000	0.000	0.000	4.01	-	-	-	-	-	-	-	-	-	-	-	0.000	0.000	0.000	0.001	-	-	-	-	-	-	-	-	-	-	-	-	0.076	
8.000	0.000	0.000	0.000	3.61	-	-	-	-	-	-	-	-	-	-	-	0.000	0.000	0.000	0.001	-	-	-	-	-	-	-	-	-	-	-	-	0.080	
8.400	0.000	0.000	0.000	3.21	-	-	0.000	0.000	0.000	3.23	-	-	-	-	-	0.000	0.000	0.000	0.001	-	-	-	0.000	0.000	0.000	0.001	-	-	-	-	0.084		
8.800	0.000	0.000	0.000	2.81	-	-	0.000	0.000	0.000	2.83	-	-	-	-	-	0.000	0.000	0.000	0.001	-	-	-	0.000	0.000	0.000	0.003	-	-	-	-	0.088		
9.200	0.000	0.000	0.000	2.41	-	-	0.000	0.000	0.000	2.44	-	-	-	-	-	0.000	0.000	0.000	0.001	-	-	-	0.000	0.000	0.000	0.009	-	-	-	-	0.092		
9.600	0.000	0.000	0.000	2.02	-	-	0.000	0.000	0.000	2.05	-	-	-	-	-	0.000	0.000	0.000	0.002	-	-	-	0.000	0.000	0.000	0.024	-	-	-	-	0.096		
10.000	0.000	0.000	0.000	1.62	-	-	0.000	0.000	0.000	1.68	-	-	-	-	-	0.000	0.000	0.000	0.010	-	-	-	0.000	0.000	0.000	0.055	-	-	-	-	0.100		
11.000	0.000	0.000	0.000	0.747	-	5	0.000	0.000	0.000	0.896	-	5	-	-	-	0.000	0.000	0.000	0.132	-	-	-	0.000	0.000	0.000	0.265	-	-	-	-	0.110		
12.000	0.000	0.000	0.000	0.214	-	18	0.360	0.360	0.360	0.360	0.360	11	-	-	-	0.000	0.000	0.000	0.599	-	-	-	0.000	0.000	0.000	0.744	-	-	-	-	0.120		
13.000	0.000	0.000	0.000	0.033	-	3	0.000	0.000	0.000	0.127	-	10	-	-	-	0.000	0.000	0.000	1.42	-	-	-	0.000	0.000	0.000	1.50	-	-	-	-	0.130		
14.000	0.000	0.000	0.000	0.003	-	-	0.000	0.000	0.000	0.033	-	-	-	-	-	0.000	0.000	0.000	2.40	-	-	-	0.000	0.000	0.000	2.41	-	-	-	-	0.140		
15.000	0.000	0.000	0.000	0.001	-	-	0.000	0.000	0.000	0.007	-	-	-	-	-	0.000	0.000	0.000	3.40	-	-	-	0.000	0.000	0.000	3.40	-	-	-	-	0.150		
16.000	0.000	0.000	0.000	0.001	-	-	0.000	0.000	0.000	0.001	-	-	-	-	-	0.000	0.000	0.000	4.40	-	-	-	0.000	0.000	0.000	4.40	-	-	-	-	0.160		
17.000	0.000	0.000	0.000	0.001	-	-	0.000	0.000	0.000	0.001	-	-	-	-	-	0.000	0.000	0.000	5.40	-	-	-	0.000	0.000	0.000	5.40	-	-	-	-	0.170		
18.000	0.000	0.000	0.000	0.001	-	-	-	-	-	-	-	-	-	-	-	0.000	0.000	0.000	6.40	-	-	-	-	-	-	-	-	-	-	-	0.180		
Totals:						0	26					11	15	0	0							0	0					0	10	0	0		
Number of Trades:							0						1		0					0.00							0			0			

Lending Products	Underlying Title	Multilateral Transactions[1]					Bilateral Transactions[2]		Stock Borrowing through OTC (volume)[3]
		Open Interest[5]	Volume(Offered)	Average Weighted	Transactions volume	Average Weighted	Transactions Volume	Average Weighted	Transactions Volume
ADMIEBOR	ADMIE (IPTO) HOLDING S.A. (CR)	---	---	---	---	---	---	202,364	
AEGNBOR	AEGEAN AIRLINES (CR)	---	---	---	---	---	---	312,954	
AETFBOR	ALPHA ETF FTSE Athex Large Cap	---	---	---	---	---	---	---	
ALPHABOR	ALPHA SERVICES HOLD (CR)	---	---	---	---	---	---	61,629,437	
ALMYBOR	ALUMIL (CR)	---	---	---	---	---	---	---	
AIABOR	ATHENS INTL AIRPORT (CR)	948	---	---	---	---	---	---	
ACAGBOR	AUSTRIACARD (CB)	---	---	---	---	---	---	---	
OTOELBOR	AUTOHELLAS SA (CR)	2,589	---	---	---	---	---	92,389	
AVAXBOR	AVAX S.A. (CR)	---	---	---	---	---	---	---	
EEEBOR	CC HBC AG (CR)	1,154	---	---	527	4.88%	---	77,221	
CENERBOR	CENERGY HOLDINGS (CB)	---	---	---	---	---	---	51,826	
DIMANDBOR	DIMAND (CR)	---	---	---	---	---	---	90,674	
ELLAKTORBOR	ELLAKTOR (CR)	2,681	---	---	---	---	---	54,365	
ELHABOR	ELVALHALCOR (CR)	3,134	---	---	---	---	---	66,687	
EPSILBOR	EPSILON NET (CR)	---	---	---	---	---	---	8,700	
EUROBBOR	EUROBANK HOLDINGS (CR)	119,911	---	---	---	---	---	52,119,186	
EYDAPBOR	EYDAP S.A. (CR)	845	---	---	---	---	---	236,048	
FOYRKBOR	FOURLIS (CR)	230	---	---	---	---	---	28,297	
GEKTERNABOR	GEK TERNA (CR)	---	---	---	---	---	---	3,698	
SARBOR	GR. SARANTIS S.A. (CR)	1,042	---	---	---	---	---	31,554	
EXAEBOR	HELLENIC EXCHANGES-A.S.E. (CR)	---	---	---	---	---	---	152,047	
ELPEBOR	HELLENIQ ENERGY (CR)	---	---	---	---	---	---	595,418	
INTEKBOR	IDEAL HOLDINGS (CR)	---	---	---	---	---	---	3,750	
INTRKBOR	INTRACOM HOLDINGS (CR)	---	---	---	---	---	---	241	
INKATBOR	INTRAKAT (CR)	---	---	---	---	---	---	171,482	
INLOTBOR	INTRALOT (CR)	---	---	---	---	---	---	1,078,217	
BELABOR	JUMBO SA (CR)	2,648	---	---	---	---	---	195,735	
KRIBOR	KRI-KRI S.A. (CR)	---	---	---	---	---	---	140	
LAMDABOR	LAMDA DEVELOPMENT SA (CR)	---	---	---	---	---	---	223,277	
LAVIBOR	LAVIPHARM SA (CR)	---	---	---	---	---	---	---	
MIGBOR	MIG (CR)	1,992	---	---	---	---	---	40,179	

Stock Lending Notes

[1] - Multilateral contracts Lending or Borrowing as per Methods 8-1, 8-2 and 8-3-3 (According to ATHEX BoD Resolution No.17)

[2] - Bilateral Contracts Lending or Borrowing as per Methods 8-3-1 and 8-3-2 & Contracts as per Method 4 (According to ATHEX BoD Resolution No.20)

[3] - The information concerning OTC Stock Borrowing Transactions is based on the statements of the Dematerialised Securities System (DSS) operators involved and refers to volumes that have been registered up until the previous working day.

[4] - Average Price (Volume weighted)

[5] - The Data concerning Open Interest before the start of trading session

Lending Products	Underlying Title	Open Interest[5]	Multilateral Transactions[1]				Bilateral Transactions[2]		Stock Borrowing through OTC (volume)[3]	
			Volume(Offered)	Average Weighted	Transactions volume	Average Weighted	Transactions Volume	Average Weighted	Transactions Volume	
MOHBOR	MOTOR OIL (CR)	18,705	---	---	---	---	---	---	405,480	
MYTILBOR	MYTILINEOS (CR)	2,362	---	---	---	---	---	---	253,846	
ETEBOR	NATIONAL BANK (CR)	53,000	---	---	---	---	---	---	12,189,963	
OPAPBOR	OPAP (CR)	13,216	---	---	---	---	---	---	1,789,302	
OPTIMABOR	OPTIMA BANK (CR)	31,181	---	---	---	---	---	---	75,000	
HTOBOR	OTE (CR)	---	---	---	---	---	---	---	1,638,893	
PPABOR	P.P.A. S.A. (CR)	4,500	---	---	---	---	---	---	65,287	
TPEIRBOR	PIRAEUS FINANCIAL HOLD (CR)	---	---	---	152	4.88%	---	---	11,053,849	
PPCBOR	PPC (CR)	2,000	---	---	---	---	---	---	2,778,881	
PREMABOR	PREMIA (CR)	---	---	---	---	---	---	---	---	
PROFBOR	PROFILE SA (CR)	---	---	---	---	---	---	---	5,000	
QUESTBOR	QUEST HOLDINGS (CR)	391	---	---	---	---	---	---	11,331	
OLYMPBOR	TECHNICAL OLYMPIC SA (CR)	---	---	---	---	---	---	---	---	
TENERGYBOR	TERNA ENERGY (CR)	---	---	---	---	---	---	---	388,175	
EYAPSBOR	THESSALONIKA WATER & SEWERAGE	---	---	---	---	---	---	---	---	
PLATBOR	THRACE PLASTICS SA (CR)	---	---	---	---	---	---	---	1,596	
TITCBOR	TITAN CEMENT (CB)	6,394	---	---	---	---	---	---	229,265	
VIOBOR	VIOHALCO SAINV (CB)	744	---	---	---	---	---	---	---	

Stock Lending Notes

[1] - Multilateral contracts Lending or Borrowing as per Methods 8-1, 8-2 and 8-3-3 (According to ATHEX BoD Resolution No.17)

[2] - Bilateral Contracts Lending or Borrowing as per Methods 8-3-1 and 8-3-2 & Contracts as per Method 4 (According to ATHEX BoD Resolution No.20)

[3] - The information concerning OTC Stock Borrowing Transactions is based on the statements of the Dematerialised Securities System (DSS) operators involved and refers to volumes that have been registered up until the previous working day.

[4] - Average Price (Volume weighted)

[5] - The Data concerning Open Interest before the start of trading session

Sectors codification for listed companies

12003-	ETF	10101010	Computer Services
10101015	Software	10102030	Computer Hardware
15101010	Telecommunications Equipment	15102015	Telecommunications Services
20101010	Health Care Facilities	20101025	Health Care Services
20102010	Medical Equipment	20103015	Pharmaceuticals
30101010	Banks	30202000	Diversified Financial Services
30202010	Asset Managers & Custodians	30202015	Investment Services
30204000	Closed End Investments	30302010	Full Line Insurance
30302015	Insurance Brokers	30302025	Property and Casualty Insurance
35101010	Real Estate Holding and Development	35101015	Real Estate Services
35102000	Diversified REITs	35102030	Office REITs
35102045	Retail REITs.	40201040	Rental & Leasing Services: Consumer
40202010	Home Construction	40202015	Household Furnishings
40202020	Household Appliance	40203040	Electronic Entertainment
40204020	Clothing & Accessories	40301010	Entertainment
40301030	Publishing	40301035	Radio & TV Broadcasters
40401010	Diversified Retailers	40401020	Apparel Retailers
40401025	Home Improvement Retailers	40401030	Specialty Retailers
40501010	Airlines	40501015	Travel & Tourism
40501020	Casinos & Gambling	40501025	Hotels & Motels
45101015	Distillers & Vintners	45101020	Soft Drinks
45102010	Farming Fishing Ranching & Plantations	45102020	Food Products
45103010	Tobacco	45201010	Food Retailers & Wholesalers
45201020	Personal Products	50101010	Construction
50101020	Building Roof/Wallboard and Plumbing	50101030	Cement
50101035	Building Materials: Other	50202010	Electrical Components
50203015	Plastics	50203030	Containers & Packaging
50204000	Machinery: Industrial	50204020	Machinery: Construction & Handling
50205010	Industrial Suppliers	50205020	Back Office Support HR & Consulting
50205030	Forms & Bulk Printing Services	50206015	Commercial Vehicles & Parts
50206030	Marine Transportation	50206060	Transportation Services
55101000	Diversified Materials	55101020	Textile Products
55102000	General Mining	55102010	Iron & Steel
55102015	Metal Fabricating	55102035	Aluminum
60101020	Oil Refining and Marketing	65101010	Alternative Electricity
65101015	Conventional Electricity	65102000	Multi-Utilities
65102030	Water		



ATHEX
Athens Stock Exchange

Λεωφ. Αθηνών 110 104 42 Αθήνα
110, Athinon Ave. GR 104 42 Athens
tel. (+30)210-33.66.800, fax (+30)210-33.66.101
www.athexgroup.gr