

24

Ημερήσιο Δελτίο
Συναλλακτικής Δραστηριότητας

Daily Official List
of Trading Activity

Wednesday, 22 May, 2024

Year: 145 Trading Day No: 94



ATHEXGROUP
Athens Exchange Group

Disclaimer:

Hellenic Exchanges-Athens Stock Exchange S.A endeavours to ensure that the data and other material ("Information") presented on the Daily Official List are accurate and complete, but it is not liable for any errors or omissions of data or /and for the accuracy, credibility, updating and completeness of the aforesaid information nor it has any liability arising directly or indirectly from the use of the above Information.

The Company is not liable for the accuracy of the data included in listed companies' announcements. Only the sender of such an announcement is fully and solely liable for any infringement of third party's rights from the content of such announcement. All contents of the Daily Official List are provided only for information purposes and do not constitute investment advice or solicitation to invest in securities or other products listed for trading on the Exchange.

You acknowledge and agree that the Company is the owner of any property rights related to any Information appearing on the Daily Official List including intellectual property rights copyright, trademarks, etc.

The above data are a property of the Hellenic Exchanges-Athens Exchange and are copyright protected. Users are forbidden to reproduce, modify, copy, sale, transmit or redistribute, by all reproduction means and methods, part or the whole of the above data, without reference to their source.

The commercial exploitation of these data is, also, forbidden by third parties. Hellenic Exchanges-Athens Exchange does not carry any responsibility, direct or indirect, derived from usage or accidental alteration of the above data when used by third parties.

Hellenic Exchanges – Athens Stock Exchange S.A.

110 Athinon Ave., 10442 Athens, Tel: (210) 33.66.800, Fax: (210) 32.13.938

www.athexgroup.gr

Thessalonica Stock Exchange Center (T.S.E.C)

16-18 Katouni Str., Thessalonica 546 25 Tel: (2310) 567.667, Fax: (2310) 530.545

Athex Members Guarantee Fund

14-16 Fidiou Str., Athens 106 78, Tel: (210) 33.04.682, Fax: (210) 33.04.155

Hellenic Republic Capital Market Commission

1 Kolokotroni Str. & 1 Stadiou Str., Athens 10562 Tel: (210) 33.77.100 Fax: (210) 33.77.173

Table of Contents

Section 1: Statistical Figures of Securities, Derivatives and Lending

Summary of Markets

Athex Indices

Analytic Figures for Athex Market's Boards and Categories

Trading Details by Athex Sectors and Financial Instruments (ETFs)

Top 10 best & worst performing Shares

Derivatives Summary

Section 2: Analytic Figures of Shares Transactions

Analytic Figures of Shares Transactions

Shares' Notes

Section 3: Figures of Securities Transactions

Securities Blocks Details

Shares Rights Details

Stock Borrowing

Forced Sales Details

Forced Sales Registered Shares

Exchange Traded Funds (ETFs) Characteristics

Section 5: Bonds traded in Fixed Income Assets Market

Convertible Corporate Bonds - Regulated Market

Non Convertible Corporate Bonds - Regulated Market

Government Bonds

Treasury Bills & Zero Coupon Government Bonds

Government Bonds Traded with the Open Outcry Method

State Banks Bonds

Section 6: Additional Infos

Athex & ATHEXClear Members List

List of Stocks under Market Making operations

Section 7: Derivatives Market Analytic Figures

Index Futures

Stock Futures

Index Options

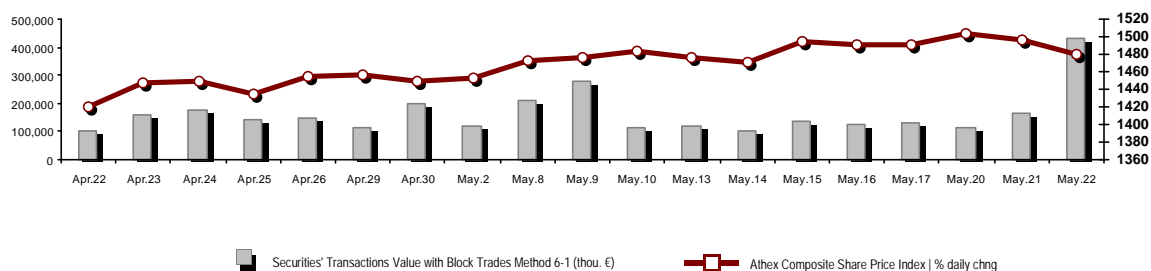
Stock Options

Stock Lending Analytic Figures

Appendix A: Sectors codification for listed companies

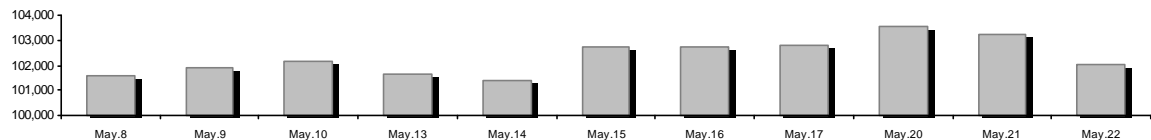
Summary of Markets

Athex Composite Share Price Index vs Shares and Derivatives Transactions Value

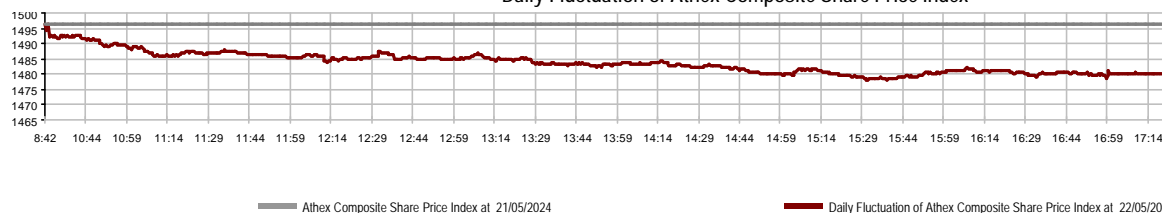


Athex Capitalisation (mill. €) **: 102,023.00	Derivatives Total Open Interest: 507,347
Daily change: mill. € %: -1,203.37 -1.17%	in Index Futures % daily chng: 4,812 1.60%
Yearly Avg Capitalisation: mill. € % chng prev year Avg: 96,253.46 19.74%	in Stock Futures % daily chng: 501,365 0.54%
Athex Composite Share Price Index % daily chng: 1,480.09 -1.09%	in Index Options % daily chng: 697 3.26%
Athex Composite Share Price Index Capitalisation (mill. €): 92,746.96	in Stock Options % daily chng: 473 4.42%
Daily change (mill. €): -1,179.51	
Securities' Transactions Value with Block Trades Method 6-1 (t): 430,784.86	Derivatives Contracts Volume: 22,834
Daily change: %: 266,364.02 162.00%	Daily change: pieces %: 2,701 13.42%
YtD Avg Trans. Value: thou. € % chng prev year Avg: 144,843.06 32.19%	YtD Avg Derivatives Contracts % chng prev year Avg: 36,655 -16.62%
Blocks Transactions Value of Method 6-1 (thou. €): 265,554.77	Derivatives Trades Number: 1,779
Blocks Transactions Value of Method 6-2 & 6-3 (thou. €): 0.00	Daily change: number %: 578 48.13%
Bonds Transactions Value (thou.€): 2,084.78	YtD Avg Trades number % chng prev year Avg: 2,039 -12.54%
Securities' Transactions Volume with Block Trades Method 6-1 (tho): 32,599.22	Lending Total Open Interest: 258,939
Daily change: thou. pieces %: 998.56 3.16%	Daily change: pieces %: -15,800 -5.75%
YtD Avg Volume: % chng prev year Avg: 32,229.33 -4.14%	Lending Volume (Multilateral/Bilateral): 113,867
Blocks Transactions Volume of Method 6-1 (thou. Pieces): 10,070.83	Daily change: pieces %: 112,456
Blocks Transactions Volume of Method 6-2 & 6-3 (thou. Pieces): 0.00	Multilateral Lending: 111,167
Bonds Transactions Volume: 2,087,000	Bilateral Lending: 2,700
Securities' Trades Number with Block Trades Method 6-1: 56,095	Lending Trades Number: 10
Daily change: number %: 17,562 45.58%	Daily change: %: 9
YtD Avg Trades number % chng prev year Avg: 41,523 14.63%	Multilateral Lending Trades Number: 9
Number of Blocks Method 6-1: 17	Bilateral Lending Trades Number: 1
Number of Blocks Method 6-2 & 6-3: 0	
Number of Bonds Transactions: 239	

Athex Capitalisation (mill. €) **



Daily Fluctuation of Athex Composite Share Price Index



Athex Indices

Index name	22/05/2024	21/05/2024	pts.	%	Min	Max	Year min	Year max	Year change
Athex Composite Share Price Index	1,480.09 €	1,496.35	-16.26	-1.09%	1,478.23	1,496.54	1,293.14	1,505.35	14.46% #
Athex Composite Index Total Return Index	2,712.62 €	2,742.43	-29.81	-1.09%	2,709.21	2,742.77	2,355.44	2,756.70	15.16% #
Athex ESG Index	1,688.25 €	1,712.34	-24.09	-1.41%	1,686.58	1,712.34	1,471.77	1,722.97	14.71% #
ATHEX Alternative Market Price Index	14,025.46 €	14,266.01	-240.55	-1.69%	13,951.24	14,282.77	9,352.11	15,217.49	49.97% #
FTSE/Athex Large Cap	3,590.16 €	3,642.03	-51.87	-1.42%	3,586.14	3,642.03	3,122.79	3,665.50	14.97% #
FTSE/Athex Mid Cap Index	2,381.93 €	2,401.70	-19.77	-0.82%	2,380.91	2,411.74	2,167.92	2,459.55	5.83% #
FTSE/ATHEX High Dividend Yield Index	4,127.96 €	4,162.43	-34.47	-0.83%	4,120.13	4,174.06	3,752.57	4,217.66	9.45% #
FTSE/Athex Market Index	857.96 €	869.66	-11.70	-1.35%	857.13	869.66	746.82	875.18	14.88% #
FTSE/Athex Banks	1,316.35 €	1,334.93	-18.58	-1.39%	1,314.92	1,334.93	1,057.67	1,349.28	23.99% #
FTSE/ATHEX TECHNOLOGY & TELECOMMUNICAT	5,561.49 €	5,636.43	-74.94	-1.33%	5,561.49	5,646.97	4,915.95	5,705.00	9.64% #
FTSE/ATHEX FINANCIAL SERVICES	6,186.12 €	6,275.18	-89.06	-1.42%	6,180.09	6,275.18	4,996.31	6,339.99	23.37% #
FTSE/ATHEX REAL ESTATE	4,794.80 €	4,825.27	-30.47	-0.63%	4,792.69	4,837.39	4,639.72	5,120.52	-3.34% €
FTSE/ATHEX CONSUMER DISCRETIONARY	5,161.29 €	5,224.50	-63.21	-1.21%	5,142.70	5,246.22	4,993.33	5,557.48	2.90% #
FTSE/ATHEX CONSUMER STAPLES	6,351.87 €	6,404.71	-52.84	-0.83%	6,295.46	6,433.00	5,069.68	6,458.99	24.83% #
FTSE/ATHEX INDUSTRIALS	6,332.88 €	6,354.15	-21.27	-0.33%	6,280.46	6,358.45	5,044.08	6,445.12	24.63% #
FTSE/ATHEX BASIC MATERIALS	5,343.28 €	5,446.95	-103.67	-1.90%	5,343.28	5,504.93	4,577.28	5,876.05	9.73% #
FTSE/ATHEX ENERGY & UTILITIES	5,308.83 €	5,417.85	-109.02	-2.01%	5,287.99	5,427.38	4,961.47	5,474.06	6.44% #
Athex All Share Index	342.05 €	346.08	-4.03	-1.16%	342.05	342.05	304.60	347.29	13.26% #
Hellenic Mid & Small Cap Index	2,123.50 €	2,151.54	-28.04	-1.30%	2,119.54	2,154.13	1,929.00	2,157.15	10.08% #
FTSE/Athex Large Cap Total Return	5,975.03 €	6,061.36	-86.33	-1.42%			5,201.70	6,088.15	15.63% #
FTSE/Athex Mid Cap Total Return	3,207.80 €	3,234.42	-26.62	-0.82%			2,922.90	3,302.69	5.83% #
MSCI GREECE REBASED	5,688.78 €	5,780.79	-92.01	-1.59%	5,679.16	5,780.79	4,984.69	5,837.84	14.13% #
Hellenic Corporate Bond Index	131.93 €	131.93	-0.01	0.00%			129.54	131.96	1.76% #
Hellenic Corporate Bond Price Index	91.13 €	91.15	-0.01	-0.02%			90.52	91.29	0.54% #

Note 1: FTSE/Med 100, Hellenic Corporate Bond Price Index and Hellenic Corporate Bond Index closing prices refer to the previous trading day of 20/05/2024.

Note 2: The Hellenic Mid & Small Cap Index is a Customized index calculated by the Athens Exchange.

Analytic Figures for Athex Market's Boards and Categories

	Total Traded Securities	Main Market	Surveillance	Exchange Traded Funds (ETFs)
Totals	127	117	9	1
Gain / Lose / Same:	20 / 89 / 18	19 / 84 / 14	1 / 4 / 4	0 / 1 / 0
Athex Capitalisation (mill. €) **	102,023.00	101,949.67	73.33	
Daily Average Trans/ons Value(thou.€)	144,843.06	144,616.00	43.61	307.76
Transactions Value	430,784.86	430,633.76	55.33	95.77
Main Board:	165,230.09	165,079.00	55.33	95.77
Blocks Board 6_2_3:	265,554.77	265,554.77	0.00	0.00
Forced Sales Board:	0.00	0.00	0.00	0.00
Special Terms Board:	0.00	0.00	0.00	0.00
Daily Average Transactions Volume	32,229,327	32,046,811	193,511	8,942
Transactions Volume	32,599,219	32,376,272	220,316	2,631
Main Board:	22,528,385	22,305,438	220,316	2,631
Blocks Board 6_2_3:	10,070,834	10,070,834	0	0
Forced Sales Board:	0	0	0	0
Special Terms Board:	0	0	0	0
Daily Average Number of Trades	41,523	41,393	75	55
Number of Trades	56,095	55,952	113	30
Main Board:	56,078	55,935	113	30
Blocks Board 6_2_3:	17	17	0	0
Forced Sales Board:	0	0	0	0
Special Terms Board:	0	0	0	0

Trading Details by Athex Sectors and Financial Instruments (ETFs)

Code	Sectors	Gain / Lose / Same	Number of Trades	Transactions Volume	Transactions Value	% of Total Trans. Value
3010	- Banks	1 / 4 / 2	12,164	15,250,902	45,847,651.06	10.64%
5510	- Basic Resources	4 / 6 / 3	1,560	552,166	2,168,493.02	0.50%
5010	- Construction & Materials	2 / 11 / 2	3,275	1,274,803	8,112,517.94	1.88%
4020	- Consumer Products & Services	0 / 5 / 2	618	161,364	678,782.87	0.16%
6010	- Energy	1 / 3 / 0	4,456	573,036	10,825,715.56	2.51%
12000	- Financial Instruments	0 / 1 / 0	30	2,631	95,771.30	0.02%
3020	- Financial Services	2 / 2 / 1	634	113,002	586,314.67	0.14%
4510	- Food Beverage & Tobacco	1 / 5 / 1	240	51,674	648,885.54	0.15%
2010	- Health Care	0 / 3 / 0	209	101,217	103,041.13	0.02%
5020	- Industrial Goods & Services	3 / 13 / 1	3,768	825,312	4,605,427.75	1.07%
3030	- Insurance	0 / 1 / 0	33	4,666	22,914.95	0.01%
4030	- Media	0 / 2 / 0	7	5,351	2,276.25	0.00%
4520	- Personal Care, Drug & Grocery Stores	0 / 2 / 0	535	89,768	922,620.51	0.21%
3510	- Real Estate	3 / 5 / 4	802	353,520	998,405.12	0.23%
4040	- Retail	1 / 5 / 1	2,275	311,928	6,567,430.59	1.52%
1010	- Technology	2 / 8 / 1	1,678	529,090	2,669,331.07	0.62%
1510	- Telecommunications	0 / 2 / 0	2,235	496,191	6,909,486.06	1.60%
4050	- Travel & Leisure	0 / 5 / 0	5,889	1,934,268	16,359,937.26	3.80%
6510	- Utilities	0 / 6 / 0	15,687	9,968,330	322,659,857.45	74.90%

Top 10 best & worst performing Shares

Main Market

With positive Price change	Closing price	change	With negative Price change	Closing price	change
MOTOR OIL (CR)	27.82	3.34% #	MYTILINEOS (CR)	37.02	-4.93% €
ATHENS INTL AIRPORT (CR)	8.316	1.99% #	ELINOIL S.A. (CR)	2.34	-4.88% €
MIG (CR)	3.98	1.79% #	ELASTRON (CR)	2.26	-4.64% €
TITAN CEMENT (CB)	31.85	1.43% #	UNIBIOS (CR)	1.34	-4.29% €
IDEAL HOLDINGS (CR)	6.24	1.30% #	EUROCONSULTANTS S.A. (CR)	1.315	-3.31% €
THRACE PLASTICS SA (CR)	4.09	1.24% #	AUTOHELLAS SA (CR)	12	-3.23% €
KRI-KRI S.A. (CR)	11.15	0.91% #	HELLENIC EXCHANGES-A.S.E. (CR)	5.13	-3.21% €
PREMIA (CR)	1.184	0.85% #	ELLAKTOR (CR)	2.61	-3.15% €
DOMIKI KRITIS SA (CR)	4.545	0.78% #	FLEXOPACK SA (CR)	8	-3.03% €
ALUMIL (CR)	2.78	0.72% #	HELLENIQ ENERGY (CR)	8.4	-3.00% €
With the highest Transactions Value	Value (thou. €)	change	With the highest Transactions Volume	Volume	change
MYTILINEOS (CR)	313,301.82	-4.93% €	MYTILINEOS (CR)	8,760,182	-4.93% €
OPAP (CR)	14,352.00	-1.98% €	EUROBANK HOLDINGS (CR)	6,651,528	-1.36% €
EUROBANK HOLDINGS (CR)	14,054.79	-1.36% €	ALPHA SERVICES HOLD (CR)	4,218,931	-2.04% €
NATIONAL BANK (CR)	12,404.33	-1.06% €	PIRAEUS FINANCIAL HOLD (CR)	2,772,236	-1.35% €
PIRAEUS FINANCIAL HOLD (CR)	10,536.60	-1.35% €	NATIONAL BANK (CR)	1,478,675	-1.06% €
MOTOR OIL (CR)	8,847.82	3.34% #	OPAP (CR)	957,356	-1.98% €
ALPHA SERVICES HOLD (CR)	7,332.60	-2.04% €	INTRALOT (CR)	860,839	-0.51% €
OTE (CR)	6,895.51	-2.89% €	ADMIE (IPTO) HOLDING S.A. (CR)	558,123	-0.65% €
JUMBO SA (CR)	6,238.44	-0.15% €	PPC (CR)	496,397	-1.51% €
PPC (CR)	5,828.37	-1.51% €	OTE (CR)	494,346	-2.89% €

Note: Stocks that are not included in the "Under Supervision" category, and the transactions value is more than 10,000 €.

Derivatives Summary

	Number of Trades	Volume	Open Interest
Index Futures	135	441	4,812
FTSE/Athex Banks	0	0	873
FTSE/Athex Large Cap	135	441	3,926
MSCI GREECE REBASED	0	0	13
Stock Futures	1,633	22,289	501,365
ADMIE (IPTO) HOLDING S.A. (CR)	37	661	27,607
AEGEAN AIRLINES (CR)	12	44	4,046
ALPHA SERVICES HOLD (CR)	256	8,316	175,541
ATHENS INTL AIRPORT (CR)	12	73	1,513
AUTOHELLAS SA (CR)	0	0	207
AVAX S.A. (CR)	6	14	965
CC HBC AG (CR)	0	0	50
CENERGY HOLDINGS (CB)	11	51	4,033
ELLAKTOR (CR)	64	501	4,678
ELVALHALCOR (CR)	30	183	4,943
EUROBANK HOLDINGS (CR)	38	887	28,787
EYDAP S.A. (CR)	6	32	4,356
FOURLIS (CR)	6	26	1,133
GEK TERNA (CR)	26	142	15,797
HELLENIC EXCHANGES-A.S.E. (CR)	13	31	8,665
HELLENIQ ENERGY (CR)	25	87	5,492
INTRACOM HOLDINGS (CR)	19	73	7,998
INTRAKAT (CR)	17	43	2,166
JUMBO SA (CR)	16	27	561
LAMDA DEVELOPMENT SA (CR)	5	11	7,533
MIG (CR)	3	11	143
MOTOR OIL (CR)	27	88	465
MYTILINEOS (CR)	268	1,241	5,495
NATIONAL BANK (CR)	66	613	10,921
OPAP (CR)	62	316	2,372
OPTIMA BANK (CR)	0	0	194
OTE (CR)	28	92	6,043
P.P.A. S.A. (CR)	0	0	128
PIRAEUS FINANCIAL HOLD (CR)	278	7,221	97,779
PPC (CR)	153	942	33,909
QUEST HOLDINGS (CR)	4	4	308
TERNA ENERGY (CR)	57	241	32,382
TITAN CEMENT (CB)	21	62	200
VIOHALCO SA/NV (CB)	67	256	4,955
Index Options	8	85	697
FTSE/Athex Large Cap	8	85	697
Stock Options	3	19	473
ALPHA SERVICES HOLD (CR)	0	0	0
NATIONAL BANK (CR)	0	0	364
OPAP (CR)	1	11	53
OTE (CR)	2	8	10
PIRAEUS FINANCIAL HOLD (CR)	0	0	0
PPC (CR)	0	0	46
Total Derivatives Traded	1,779	22,834	507,347

Number of Outstanding Securities	Nominal Value	Dividends [1]			Date of Last Coupon		Note	Shares	Closing price	% change	Previous closing price/date	Open price	Price min	Price max	Last price	Avg price	Last Bid [7]	Last Ask [7]	P/E after tax	Year	Volume	Trades	Transactions Value[8]	Company Mkt Value (thou. €)	Year low	Year high	Sector[4]	
2021	2022	2023	Dividend [2]	Right																								
2,352,839,697	0.290	--	--	--	07/04/2008	18/04/2017	--	ALPHA SERVICES HOLD (CR)	1.732	-2.04	€ 1.768	21/05/2024	1.76	1.728	1.76	1.732	1.738	300@1.73	38670@1.73	--	--	4,218,931	3,156	7,332,600.94	4,075,118.36	1.504	1.79	30101010
36,353,868	1.00	--	(0.025)	--	10/07/2023	21/08/2023	--	AUSTRIACARD (CB)	6.06	-1.62	€ 6.16	21/05/2024	6.19	6	6.19	6.06	6.047	450@6.05	4800@6.06	--	--	171,766	372	1,038,642.56	220,304.44	5.8	6.8	10101010
48,624,764	0.080	0.46	0.65	0.7	22/04/2024	05/12/2022	--	AUTOHELLAS SA (CR)	12	-3.23	€ 12.4	21/05/2024	12.28	11.96	12.28	12	12.034	264@11.98	115@12.00	--	--	49,307	450	593,344.68	583,497.17	11.96	14.1	40201040
190,162,681	--	--	0.05	--	19/06/2023	07/12/2016	--	CENERGY HOLDINGS (CB)	8.65	-1.93	€ 8.82	21/05/2024	8.8	8.5	8.93	8.65	8.782	50@8.61	31@8.66	--	--	238,112	1,038	2,091,024.46	1,644,907.19	6.71	8.93	50202010
373,175,988	6.70	0.71	0.78	--	25/05/2023	29/04/2013	--	CC HBC AG (CR)	32.54	-0.31	€ 32.64	21/05/2024	32.76	32.52	32.9	32.54	32.71	1@32.54	2815@32.60	--	--	13,238	82	433,013.54	213,146.65	25.66	33	45101020
3,716,479,777	0.220	--	--	--	02/05/2008	20/05/2019	--	EUROBANK HOLDINGS (CR)	2.103	-1.36	€ 2.132	21/05/2024	2.11	2.095	2.146	2.103	2.113	7866@2.10	12038@2.10	--	--	6,651,528	2,284	14,054,793.65	7,815,756.97	1.599	2.176	30101010
52,131,944	1.00	0.1102	0.11	--	29/06/2023	23/07/2019	--	FOURLIS (CR)	4.1	-2.38	€ 4.2	21/05/2024	4.19	4.08	4.19	4.1	4.118	15@4.09	250@4.13	--	--	76,871	230	316,535.63	213,740.97	3.85	4.37	40401010
305,635,185	2.18	0.1	0.3	0.3	10/01/2024	01/10/2003	--	HELLENIO ENERGY (CR)	8.4	-3.00	€ 8.66	21/05/2024	8.62	8.39	8.66	8.4	8.468	1172@8.40	162@8.42	--	--	227,561	1,239	1,927,049.97	2,567,335.55	7.03	8.81	60101020
48,003,921	0.400	--	--	--	30/08/1993	26/06/2023	--	IDEAL HOLDINGS (CR)	6.24	1.30	€ 6.16	21/05/2024	6.18	6.17	6.3	6.24	6.235	993@6.22	250@6.28	--	--	69,974	403	436,313.04	299,544.47	5.8	6.78	10102030
83,600,000	0.760	--	--	--	03/07/2007	17/07/2023	--	INTRACOM HOLDINGS (CR)	3.69	-0.81	€ 3.72	21/05/2024	3.81	3.625	3.81	3.69	3.69	27@3.68	38@3.70	--	--	57,434	243	211,948.29	308,484.00	3.14	4.335	10101010
160,523,985	0.300	--	--	--	12/08/2008	30/12/2022	--	INTRAKAT (CR)	5.2	-0.38	€ 5.22	21/05/2024	5.3	5.12	5.3	5.2	5.255	90@5.19	27929@5.20	--	--	426,850	356	2,243,267.51	834,724.72	4.46	5.64	50101010
136,059,759	0.880	0.77	0.322	--	19/03/2024	05/03/2014	--	JUMBO SA (CR)	27.2	-0.15	€ 27.24	21/05/2024	27.24	26.7	27.48	27.2	27.103	4317@27.20	1016@27.22	--	--	230,178	1,972	6,238,444.48	3,700,825.44	24.44	30.1	40401010
176,736,715	0.300	--	--	--	30/05/2007	27/11/2019	--	LAMDA DEVELOPMENT SA (CR)	6.8	-0.58	€ 6.84	21/05/2024	6.81	6.8	6.91	6.8	6.84	1644@6.80	28@6.83	--	--	67,541	323	461,988.54	1,201,809.66	6.15	7.31	35101010
27,345,120	0.280	--	--	--	18/07/2005	26/02/2014	--	QUALITY & RELIABILITY SA (CR)	1.27	-1.40	€ 1.288	21/05/2024	1.274	1.264	1.294	1.27	1.276	2@1.27	1000@1.29	--	--	59,842	112	76,337.59	34,728.30	0.6	1.62	10101010
107,222,688	0.440	(0.5667)	0.2	--	20/06/2023	16/03/2022	--	QUEST HOLDINGS (CR)	5.71	-0.70	€ 5.75	21/05/2024	5.74	5.68	5.78	5.71	5.713	5@5.70	117@5.72	--	--	48,124	200	274,920.43	612,241.55	5.02	6.25	10101010
78,325,475	--	0.6	--	--	28/06/2023	23/07/2019	--	TITAN CEMENT (CB)	31.85	1.43	€ 31.4	21/05/2024	31.4	31	32.05	31.85	31.595	94@31.80	1015@31.90	--	--	101,975	678	3,221,861.40	2,494,666.38	20.9	32.2	50101030
259,189,761	0.1	0.12	--	--	19/06/2023	26/02/2016	--	VIOHALCO SANNV (CB)	6.32	-2.77	€ 6.5	21/05/2024	6.43	6.29	6.56	6.32	6.41	380@6.31	405@6.35	--	--	238,423	801	1,528,238.26	1,638,079.29	5.03	6.58	55102015
148,321,516	0.300	--	0.07	--	19/06/2023	22/01/2020	--	AVAX S.A. (CR)	1.62	-1.10	€ 1.638	21/05/2024	1.638	1.61	1.654	1.62	1.63	200@1.62	634@1.62	--	--	84,792	264	138,204.20	240,280.86	1.326	1.884	50101010
232,000,000	2.12	0.0854	0.0682	0.0582	04/10/2023	19/06/2017	--	ADMIE (IPTO) HOLDING S.A. (CR)	2.28	-0.65	€ 2.295	21/05/2024	2.295	2.265	2.3	2.28	2.283	7426@2.28	5818@2.29	9.00	2023	558,123	692	1,274,254.98	528,960.00	2.08	2.425	65101015
90,167,100	0.500	--	--	0.7515	20/05/2024	24/05/2021	--	AEGEAN AIRLINES (CR)	12.4	-2.21	€ 12.68	21/05/2024	12.75	12.36	12.75	12.4	12.514	103@12.38	28@12.41	--	--	72,105	639	902,312.86	1,118,072.04	11.08	13.47	40501010
103,423,291	0.570	--	--	--	01/08/2011	23/08/2023	--	GEK TERNA (CR)	16.28	-1.33	€ 16.5	21/05/2024	16.42	16.16	16.44	16.28	16.255	83@16.28	223@16.30	--	--	71,623	648	1,164,240.20	1,683,731.18	12.98	17.1	50101010
382,000,000	2.48	--	--	--	20/07/2015	12/12/2001	--	PPC (CR)	11.72	-1.51	€ 11.9	21/05/2024	11.9	11.59	11.99	11.72	11.741	421@11.70	4100@11.73	--	--	496,397	1,683	5,828,365.56	4,477,040.00	10.85	12.67	65101015
300,000,000	1.00	--	--	0.33	21/05/2024	07/02/2024	--	ATHENS INTL AIRPORT (CR)	8.316	1.99	€ 8.154	21/05/2024	8.16	8.154	8.318	8.316	8.232	100@8.29	418@8.32	--	--	223,047	1,973	1,836,195.05	2,494,800.00	8.104	9.56	50206060
914,715,153	1.00	--	--	--	16/05/2008	29/08/2018	--	NATIONAL BANK (CR)	8.36	-1.06	€ 8.45	21/05/2024	8.432	8.336	8.474	8.36	8.389	10055@8.37	50@8.39	--	--	1,478,675	2,869	12,404,325.69	7,647,018.68	6.222	8.65	30101010
11,250,000	0.520	0.0405	0.08	--	07/08/2023	09/11/2015	--	EKTER SA (CR)	4.09	-2.27	€ 4.185	21/05/2024	4.155	4.05	4.185	4.09	4.087	1769@4.09	150@4.14	--	--	27,647	128	112,993.24	46,012.50	3.75	4.76	50101010
375,241,586	0.390	0.03	0.06	--	26/06/2023	14/07/2006	--	ELVALHALCOR (CR)	2.06	-1.20	€ 2.085	21/05/2024	2.1	2.06	2.115	2.06	2.093	3874@2.06	2100@2.08	--	--	204,347	453	427,643.42	772,997.67	1.768	2.435	55102015
348,192,005	0.040	--	--	--	05/07/2011	16/07/2021	--	ELLAKTOR (CR)	2.61	-3.15	€ 2.695	21/05/2024	2.715	2.61	2.715	2.61	2.629	5050@2.61	1679@2.63	--	--	428,179	969	1,125,858.23	908,781.13	2.38	2.84	50101010
60,348,000	0.420	0.1515	0.1565	--	14/06/2023	04/08/2021	--	HELLENIC EXCHANGES-A.S.E. (CR)	5.13	-3.21	€ 5.3	21/05/2024	5.3	5.13	5.3	5.13	5.181	2574@5.13	809@5.16	--	--	105,194	547	545,034.75	309,585.24	4.825	5.92	30202015
106,500,000	0.600	0.28	0.02	--	13/09/2023	13/09/2021	--	EYDAP S.A. (CR)	5.94	-1.49	€ 6.03	21/05/2024	6.05	5.85	6.05	5.94	5.897	500@5.87	100@5.97	--	--	36,020	298	212,423.88	632,610.00	5.38	6.15	65102030
604,095,621	0.300	--	--	--	30/05/2013	10/10/2023	--	INTRALOT (CR)	1.164	-0.51	€ 1.17	21/05/2024	1.178	1.154	1.178	1.164	1.169	600@1.16	27482@1.16	--	--	860,839	340	1,006,279.72	703,167.30	1.014	1.264	40501020
110,782,980	0.750	0.9054	1.6299	0.4091	18/12/2023	04/11/2013	--	MOTOR OIL (CR)	27.82	3.34	€ 26.92	21/05/2024	26.92	26.92	27.82	27.82	27.623	881@27.66	3625@27.82	--	--	320,305	3,058	8,847,818.66	3,081,982.50	23.56	28	60101020
142,891,161	0.970	0.4341	1.24	--	27/06/2023	07/07/2017	--	MYTILINEOS (CR)	37.02	-4.93	€ 38.94	21/05/2024	36.5	36.5	37.32	37.02	35.764	2516@37.02	6588@37.04	--	--	8,760,182	12,266	313,301,823.72	5,289,830.78	33	39.56	65102000
370,062,741	0.300	0.6	1	1.6123	29/04/2024	19/06/2023	--	OPAP (CR)	14.88	-1.98	€ 15.18	21/05/2024	15.2	14.88	15.26	14.88	14.991	700@14.88	200@14.95	--	--	957,356	4,826	14,352,002.86	5,506,533.59	14.88	17.35	40501020
418,002,013	2.83	0.8231	0.5888	--	05/07/2023	18/06/1998	--	OTE (CR)	13.8	-2.89	€ 14.21	21/05/2024	14.13	13.8	14.2	13.8	13.949	1558@13.79	2000@13.92	--	--	494,346	2,209	6,895,514.24	5,768,427.78	12.76	14.51	15102015
1,250,367,223	0.930	--	--	--	16/05/2008	14/04/2021	--	PIRAEUS FINANCIAL HOLD (CR)	3.792	-1.35	€ 3.844	21/05/2024	3.823	3.785	3.838	3.792	3.801	390										

Number of Outstanding Securities	Nominal Value	Dividends [1]			Date of Last Coupon Dividend [2]	Coupon Right	Note	Shares	Closing price	% change	Previous closing price/date	Open price	Price min	Price max	Last price	Avg price	Last Bid [7]	Last Ask [7]	P/E after tax	Year	Volume	Trades	Transactions Value[8]	Company Mkt Value (thou. €)	Year low	Year high	Sector[4]
73,694,142	3.45	---	---	---	04/10/2023	---	OPTIMA BANK (CR)	11.68	---	11.68 21/05/2024	11.62	11.58	11.74	11.68	11.679	17@11.66	2076@11.68	---	---	126,435	960	1,476,577.84	860,747.58	7.24	11.82	30101010	
Main Market - Medium Liquidity Class																											
13,126,020	0.660	0.1163	0.1158	---	26/07/2023	04/09/2020	---	AS COMPANY SA (CR)	2.71	-0.37	€ 2.72 21/05/2024	2.71	2.71	2.71	2.71	2.71	30@2.71	320@2.72	---	---	220	4	596.20	35,571.51	2.32	2.74	40401030
14,000,000	1.95	3.42	0.26	---	19/07/2023	26/03/2024	---	ALPHA REAL ESTATE (CR)	7.2	---	7.2 21/05/2024	7.1	7.1	7.1	7.1	7.1	80@7.08	200@7.18	---	---	48	2	340.80	100,800.00	6.88	11.75	35101015
3,114,144	0.360	0.3427	0.2304	0.563	20/05/2024	02/06/2020	---	ALPHA TRUST HOLDINGS (CR)	8.38	---	8.38 21/05/2024	8.38	8.32	8.38	8.32	8.378	500@8.20	475@8.42	---	---	825	29	6,912.00	26,096.53	5.9	8.6	30202010
243,164,193	0.300	---	---	---	30/12/2021	05/12/2023	---	ATTICA HOLDINGS (CR)	2.42	-0.82	€ 2.44 21/05/2024	2.43	2.39	2.49	2.42	2.444	479@2.42	122@2.43	---	---	36,781	46	89,898.55	588,457.35	1.86	2.58	40501015
35,764,593	2.10	0.075	0.1046	---	02/05/2023	25/11/2019	---	BRIQ PROPERTIES (CR)	2.01	0.50	€ 2 21/05/2024	1.99	1.985	2.01	2.01	1.996	750@2.00	625@2.01	---	---	46,465	80	92,739.07	71,886.83	1.865	2.01	35102030
101,123,806	0.360	---	---	---	22/07/2010	28/06/2011	---	CENTRIC HOLDINGS (CR)	0.375	-1.05	€ 0.379 21/05/2024	0.379	0.372	0.383	0.375	0.374	301@0.374	4859@0.375	---	---	62,510	73	23,374.61	37,921.43	0.353	0.467	40203040
784,500	10.00	0.3	---	0.2508	30/11/2023	31/07/2018	---	CNL CAPITAL (CR)	7.75	-1.90	€ 7.9 21/05/2024	7.85	7.6	7.85	7.8	7.734	105@7.75	100@7.85	---	2022	717	9	5,545.05	6,079.88	6.65	9	30202010
10,567,700	0.300	---	---	---	06/10/2005	13/02/2002	---	CPI SA (CR)	0.712	-1.11	€ 0.72 21/05/2024	0.7	0.696	0.716	0.712	0.7	100@0.696	1430@0.712	---	---	11,505	16	8,058.48	7,524.20	0.606	0.99	10102030
18,680,300	0.050	---	---	---	06/07/2022	---	---	DIMAND (CR)	9.1	-1.83	€ 9.27 21/05/2024	9.28	9.1	9.28	9.1	9.213	20@9.06	314@9.10	---	---	12,562	64	115,735.94	169,990.73	9.1	10.95	35101010
54,200,000	0.075	0.035	0.074	---	18/07/2023	23/11/2021	---	EPSILON NET (CR)	12.02	0.17	€ 12 21/05/2024	12	12	12.04	12.02	12.004	993@12.02	6098@12.04	---	---	19,716	36	236,672.70	651,484.00	8.8	12.1	10101015
10,500,000	2.40	0.29	0.3	---	16/05/2023	02/04/2024	---	INTERCONTINENTAL (CR)	4.4	-0.45	€ 4.42 21/05/2024	4.4	4.4	4.4	4.4	4.4	100@4.40	250@4.78	7.56	2023	100	1	440.00	46,200.00	4.18	6.9	35102000
167,868,482	0.300	---	---	---	20/08/2007	28/11/2022	---	LAVIPHARM SA (CR)	0.96	-2.04	€ 0.98 21/05/2024	0.96	0.955	0.977	0.96	0.961	495@0.960	10500@0.961	---	---	97,090	162	93,336.26	161,153.74	0.76	1.01	20103015
4,740,000	0.860	---	---	---	14/03/2003	---	---	LOGISMOS S.A. (CR)	1.4	---	1.4 21/05/2024	1.33	1.33	1.4	1.4	1.37	100@1.39	100@1.41	-(6)-	2023	4,617	40	6,325.53	6,636.00	1.13	1.48	10101015
17,120,280	0.940	0.06	---	---	27/06/2022	26/06/2023	---	LOULIS FOOD (CR)	2.71	---	2.71 21/05/2024	2.71	2.71	2.72	2.72	2.712	150@2.67	150@2.70	---	---	373	4	1,011.56	46,395.96	2.6	3.09	45102020
4,419,616	1.58	---	0.1531	---	10/07/2023	04/03/2015	---	MEDICON S.A (CR)	2.89	-1.70	€ 2.94 21/05/2024	2.98	2.88	2.98	2.9	2.898	302@2.87	508@2.90	---	---	2,319	30	6,720.17	12,772.69	2.81	3.49	20102010
10,500,000	0.950	---	---	---	24/06/2008	21/07/2023	---	MEVACO SA (CR)	3.95	-0.25	€ 3.96 21/05/2024	3.83	3.82	3.95	3.95	3.823	640@3.81	350@3.95	---	2022	1,530	5	5,849.50	41,475.00	3.62	4.32	55102015
31,317,025	0.400	---	---	---	26/04/2007	10/05/2023	---	MIG (CR)	3.98	1.79	€ 3.91 21/05/2024	3.93	3.875	4	3.98	3.93	1341@3.90	65@3.98	---	---	4,818	33	18,932.99	124,641.76	3.71	4.9	30202000
138,218,440	0.870	---	---	---	11/12/2023	---	---	ORILINA PROPERTIES REIC (CR)	0.931	0.11	€ 0.93 21/05/2024	0.935	0.93	0.938	0.931	0.933	24@0.931	2500@0.940	---	---	17,563	67	16,390.84	128,681.37	0.845	0.9628	35102000
87,127,162	0.500	---	---	---	08/06/2023	28/07/2021	---	PREMIA (CR)	1.184	0.85	€ 1.174 21/05/2024	1.178	1.174	1.198	1.184	1.183	2750@1.18	1000@1.19	---	---	156,543	147	185,180.54	103,158.56	1.112	1.256	35102000
24,586,446	0.230	---	0.04	---	03/07/2023	08/06/2022	---	PROFILE SA (CR)	5.02	-0.79	€ 5.06 21/05/2024	5.1	4.97	5.12	5.02	5.019	50@5.01	500@5.03	---	---	60,902	205	305,651.31	123,423.96	3.925	5.43	10101010
6,456,530	1.08	0.12	0.1314	---	17/07/2023	02/08/2010	---	SPACE HELLAS SA (CR)	7.56	-2.33	€ 7.74 21/05/2024	7.64	7.5	7.64	7.58	7.573	50@7.52	26@7.58	---	---	1,845	26	13,971.82	48,811.37	7	8.48	15101010
120,528,771	1.60	---	---	---	10/11/2023	---	---	TRADE ESTATES REIC (CR)	1.752	-0.68	€ 1.764 21/05/2024	1.77	1.74	1.77	1.752	1.752	1000@1.74	4134@1.75	---	---	18,284	50	32,029.84	211,166.41	1.626	1.798	35102045
17,190,046	0.300	---	---	---	16/11/1992	04/12/2023	---	UNIBIOS (CR)	1.34	-4.29	€ 1.4 21/05/2024	1.375	1.34	1.38	1.34	1.357	1380@1.34	100@1.37	---	---	35,245	106	47,825.48	23,034.66	1.08	1.475	50204000
13,000,000	0.650	---	---	---	01/08/2007	07/04/2000	5093	AKRITAS SA (CR)	0.84	-0.59	€ 0.845 21/05/2024	0.84	0.84	0.84	0.84	0.84	100@0.830	24@0.865	---	---	20	1	16.80	10,920.00	0.78	1.33	50101035
32,413,681	0.370	---	---	---	15/07/2009	11/05/2000	---	ALUMIL (CR)	2.78	0.72	€ 2.76 21/05/2024	2.83	2.7	2.83	2.78	2.75	110@2.76	150@2.79	---	---	48,139	65	132,390.49	90,110.03	2.48	3.18	55102035
3,576,883	3.44	0.5109	---	0.316	13/05/2024	19/07/2022	---	ANDROMEDA SA (CR)	6.84	0.29	€ 6.82 21/05/2024	6.92	6.74	6.92	6.8	6.83	50@6.64	100@6.74	3.78	2023	1,448	16	9,889.88	24,465.88	6.42	7.18	30204000
18,810,000	0.400	---	---	---	08/07/2010	14/11/2007	---	VARVERIS - MODA BAGNO SA (CR)	3.45	1.47	€ 3.4 21/05/2024	3.11	3.11	3.47	3.45	3.297	4@3.38	335@3.45	---	---	695	28	2,291.44	64,894.50	1.9	3.51	40401025
23,986,500	1.04	---	---	---	26/06/2009	28/08/2023	---	BIOKARPET S.A.(CR)	2.62	-1.50	€ 2.66 21/05/2024	2.6	2.56	2.64	2.62	2.586	1@2.58	555@2.62	---	---	1,603	22	4,145.67	62,844.63	2.47	3.13	50101035
6,325,000	0.600	0.19	0.153	---	03/07/2023	17/02/2014	---	VOYATZOGLOU (CR)	2.66	---	2.66 21/05/2024	---	---	---	---	70@2.36	200@2.56	---	---	---	---	---	---	16,824.50	2.16	2.7	50205010
24,060,000	0.300	0.055	0.075	0.075	14/05/2024	01/07/2019	---	GEN. COMMERCIAL & IND.SA (CR)	1.59	1.27	€ 1.57 21/05/2024	1.555	1.53	1.59	1.59	1.557	100@1.55	1998@1.59	10.75	2023	1,367	8	2,128.76	38,255.40	1.53	1.95	50205010
15,878,748	0.480	---	---	---	10/07/2006	22/03/2004	---	DOMIKI KRITIS SA (CR)	4.545	0.78	€ 4.51 21/05/2024	4.55	4.44	4.6	4.545	4.547	110@4.47	200@4.55	---	---	11,357	36	51,643.71	72,168.91	3.07	4.88	50101010
34,720,000	0.310	---	---	---	16/06/2010	01/08/2007	---	DROMEAS SA (CR)	0.356	-3.78	€ 0.37 21/05/2024	0.355	0.355	0.36	0.356	0.356	1000@0.344	4000@0.360	---	---	6,000	4	2,133.00	12,360.32	0.321	0.398	40202015
13,673,200	0.420	---	---	---	18/07/2008	26/07/2001	---	EVROFARMA SA (CR)	1.6	-1.84	€ 1.63 21/05/2024	1.66	1.6	1.67	1.6	1.626	830@1.60	100@1.64	---	---	10,960	30	17,817.15	21,877.12	1.2	1.94	45102020
18,410,839	1.00	0.262	0.202	---	23/08/2023	10/09/2010	---	ELASTRON (CR)	2.26	-4.64	€ 2.37 21/05/2024	2.43	2.26	2.43	2.26	2.296	930@2.26	500@2.31	---	---	15,269	103	35,051.90	41,608.50	2.26	2.84	55102010
23,828,130	0.500	0.0737	---	---	18/07/2022	17/02/2009	---	ELINOIL S.A. (CR)	2.34	-4.88	€ 2.46 21/05/2024	2.45	2.34	2.47	2.34	2.365	500@2.32	550@2.39	---	---	12,722	95	30,093.32	55,757.82	2.23	2.94	60101020
19,864,886	5.60	0.672	0.672	0.672	18/04/2024	02/07/2008	---	BANK OF GREECE (CR)	14.15	---	14.15 21/05/2024	14.25	14	14.25	14.25	14.105	1741@14.00	5@14.15	---	---	2,777	58	39,168.40	281,088.14	13.6	15.85	30101010

Daily Official List

Year: 145 Trading Day No: 94

Section 2: Analytic Figures of Shares Transactions

Wednesday, 22 May, 2024

Number of Outstanding Securities	Nominal Value	Dividends [1]			Date of Last Coupon		Note	Shares	Closing price	% change	Previous closing price/date	Open price	Price min	Price max	Last price	Avg price	Last Bid [7]	Last Ask [7]	P/E after tax	Year	Volume	Trades	Transactions Value[8]	Company Mkt Value (thou. €)	Year low	Year high	Sector[4]		
		2021	2022	2023	Dividend [2]	Right																							
26,730,187	0.520	0.1	0.12	---	29/06/2023	01/08/2017	---	ELTON SA (CR)	1.876	-0.21	€ 1.88	21/05/2024	1.9	1.86	1.9	1.876	1.864	166@1.80	280@1.88	---	---	5,233	21	9,753.76	50,145.83	1.74	2.36	50205010	
30,000,000	0.050	0.09	0.1	---	09/06/2023	11/06/2020	---	ENTERSOFT (CR)	7.83	-0.13	€ 7.84	21/05/2024	7.83	7.83	7.83	7.83	7.83	1200@7.83	25975@7.84	---	---	5,290	7	41,420.70	234,900.00	5.68	8.1	10101015	
36,300,000	1.12	0.2186	---	---	14/09/2022	12/12/2007	---	THESSALONIKA WATER & SEWERAGE	3.2	-0.93	€ 3.23	21/05/2024	3.23	3.18	3.23	3.2	3.205	13@3.19	505@3.20	---	---	5,412	23	17,347.94	116,160.00	3.15	3.58	65102030	
15,083,480	0.150	---	---	---	02/06/2010	29/01/2024	---	EUROCONSULTANTS S.A. (CR)	1.315	-3.31	€ 1.36	21/05/2024	1.37	1.29	1.37	1.315	1.325	1630@1.30	1794@1.32	---	---	69,226	142	91,756.42	19,834.78	1.1	1.42	50205020	
114,320,400	0.100	0.01	---	---	26/11/2021	05/08/2019	---	IKTINOS HELLAS SA (CR)	0.408	---	€ 0.408	21/05/2024	0.416	0.401	0.417	0.408	0.407	18201@0.402	969@0.410	---	---	50,888	64	20,701.48	46,642.72	0.3995	0.599	50101035	
8,636,132	0.450	---	0.02	---	17/07/2023	13/10/2014	---	ILYDA S.A. (CR)	1.655	-0.90	€ 1.67	21/05/2024	1.675	1.63	1.695	1.655	1.659	254@1.66	3187@1.66	11.87	2023	19,920	44	33,040.44	14,292.80	1.29	2.02	10101015	
3,417,600	0.100	0.016	0.016	---	03/07/2023	02/04/2024	---	INTERWOOD-XYLEMPORIA (PR)	0.48	-9.43	€ 0.53	21/05/2024	0.48	0.48	0.48	0.48	0.48	100@0.430	100@0.450	---	---	1	1	0.48	13,948.56	0.252	0.53	50101020	
45,417,399	0.100	---	---	---	25/07/2008	02/04/2024	---	INTERWOOD-XYLEMPORIA (CR)	0.271	-1.10	€ 0.274	21/05/2024	0.277	0.271	0.277	0.271	0.273	1600@0.271	3970@0.275	---	---	56,694	67	15,456.98	13,948.56	0.261	0.3917	50101020	
18,567,912	0.590	0.24	---	---	05/07/2023	26/01/2021	---	INTERLIFE G.C.I.(CR)	4.9	-0.81	€ 4.94	21/05/2024	4.94	4.89	4.94	4.9	4.911	148@4.89	389@4.90	6.64	2023	4,666	33	22,914.95	90,982.77	4.62	5.3	30302025	
8,424,900	0.500	---	---	---	12/07/2010	04/07/2019	---	INTERTECH SA (CR)	1.235	-1.59	€ 1.255	21/05/2024	1.23	1.23	1.275	1.275	1.233	200@1.23	400@1.27	21.41	2023	75	2	92.48	10,404.75	1.18	1.485	50205010	
19,804,134	0.150	---	---	---	01/07/2004	06/11/2017	---	KEKROPS SA (CR)	1.49	-1.32	€ 1.51	21/05/2024	1.48	1.47	1.515	1.49	1.497	30@1.49	1000@1.52	-(6)	2023	3,270	21	4,895.75	29,508.16	1.455	1.965	35101010	
40,219,218	0.260	---	---	---	29/08/2022	10/06/2019	---	KLOUKINAS - LAPPAS SA (CR)	1.665	-0.60	€ 1.675	21/05/2024	1.695	1.64	1.695	1.665	1.653	1706@1.64	2000@1.67	---	---	7,699	33	12,728.69	66,965.00	1.425	1.825	50101010	
11,510,102	0.890	---	---	---	24/06/2005	06/10/1999	---	NAFPAKTOS TEXTILE (CR)	1.01	3.70	€ 0.974	21/05/2024	0.968	0.968	1.01	1.01	0.99	900@0.974	499@1.01	---	---	5,235	17	5,181.67	11,625.20	0.9	1.34	55101020	
21,224,340	0.420	0.02	---	---	06/09/2022	25/04/2006	---	KORDELLOS BROS SA (CR)	0.526	-1.87	€ 0.536	21/05/2024	0.52	0.51	0.53	0.526	0.521	1@0.518	299@0.526	---	2023	21,122	46	11,002.15	11,164.00	0.508	0.684	55102010	
33,065,136	0.380	0.2001	0.2004	---	24/08/2023	16/09/2013	---	KRI-KRI S.A. (CR)	11.15	0.91	€ 11.05	21/05/2024	11.15	10.9	11.25	11.15	11.088	120@11.10	790@11.15	11.43	2023	15,509	102	171,968.00	368,676.27	9.58	12.3	45102020	
7,595,160	0.600	---	---	---	10/09/2019	18/08/2010	---	KIRIAKOULIS SHIPPING SA (CR)	1.33	-1.11	€ 1.345	21/05/2024	1.31	1.29	1.34	1.33	1.314	450@1.30	199@1.33	---	---	7,187	38	9,443.27	10,101.56	0.95	1.65	40501015	
6,200,000	0.500	---	---	---	22/06/2010	01/11/1995	---	MINERVA KNITWEAR (CR)	0.565	-0.88	€ 0.57	21/05/2024	0.535	0.53	0.57	0.565	0.536	420@0.535	81@0.565	---	---	212	7	113.72	3,503.00	0.51	0.98	40204020	
5,939,268	0.620	---	---	---	10/07/2003	03/01/2002	---	LANAKAM SA (CR)	1	-4.76	€ 1.05	21/05/2024	1.02	1	1.02	1	1.013	500@0.945	500@1.02	---	---	1,195	9	1,210.95	5,939.27	0.92	1.18	40401020	
9,819,370	0.500	---	---	---	14/08/2007	09/01/2004	---	MATHIOS REFRACTORY SA (CR)	0.95	---	€ 0.95	21/05/2024	0.95	0.95	0.95	0.95	0.95	12@0.940	60@0.976	---	---	203	3	192.85	9,328.40	0.82	1.3	55101000	
30,150,000	0.360	0.0401	0.0908	---	15/06/2023	25/04/2019	---	MOTODYNAMICS S.A. (CR)	3.03	-0.66	€ 3.05	21/05/2024	3.08	2.985	3.1	3.045	3.018	200@2.99	1092@3.04	---	---	2,754	26	8,311.21	91,354.50	2.83	3.34	40401030	
43,200,000	1.00	0.0824	---	---	07/09/2022	13/09/2023	---	MPL KEDROS (CR)	3.37	---	€ 3.37	21/05/2024	3.37	3.33	3.37	3.37	3.345	300@3.35	2000@3.40	---	---	4,340	29	14,518.20	145,584.00	3.2	3.39	35102000	
8,321,682	0.670	---	---	---	17/08/2007	23/11/1999	---	N. LEVENTERIS (CR)	0.332	---	€ 0.332	21/05/2024	---	---	---	---	---	500@0.310	1500@0.330	---	2023	---	---	---	3,445.52	0.27	0.4	55102010	
2,160,524	0.670	---	---	---	03/12/2018	23/11/1999	---	N. LEVENTERIS (PR)	0.316	---	€ 0.316	21/05/2024	---	---	---	---	---	500@0.292	2200@0.330	---	2023	---	---	---	3,445.52	0.26	0.41	55102010	
10,080,000	3.00	1.5	1.45	1.3	14/05/2024	27/08/2001	---	TPA SA (CR)	21.6	-0.46	€ 21.7	21/05/2024	21.5	21.4	21.7	21.6	21.524	50@21.40	80@21.60	---	---	1,026	14	22,083.20	217,728.00	21	23.5	50206060	
25,000,000	2.00	0.628	1.04	---	07/08/2023	08/08/2003	---	P.P.A. S.A. (CR)	24.45	-0.20	€ 24.5	21/05/2024	24.5	24.35	24.6	24.45	24.506	298@24.45	500@24.55	9.14	2023	4,486	87	109,932.40	611,250.00	23	28.8	50206060	
4,971,466	1.46	---	---	---	04/07/2007	08/10/2003	---	PAIRIS SA (CR)	1.12	-0.88	€ 1.13	21/05/2024	1.11	1.11	1.125	1.12	1.111	125@1.08	74@1.12	---	---	157	5	174.35	5,568.04	1.04	1.71	50203030	
27,098,594	0.540	0.05	0.0401	0.0702	19/04/2024	14/01/2021	---	PAPOUTSANIS (CR)	2.47	-0.80	€ 2.49	21/05/2024	2.49	2.47	2.5	2.47	2.482	514@2.47	400@2.48	16.40	2023	9,229	37	22,909.29	66,933.53	2.2	2.73	45201020	
7,070,400	0.930	0.3242	0.2593	0.8645	15/04/2024	06/05/2016	---	PETROPOULOS PETROS (CR)	8.9	-0.89	€ 8.98	21/05/2024	9	8.8	9	8.9	8.869	1335@8.86	2465@8.90	---	---	9,070	48	80,441.60	62,926.56	8.22	10.65	50206015	
43,741,452	0.660	0.2723	0.2629	0.0699	30/11/2023	01/11/1999	---	THRACE PLASTICS SA (CR)	4.09	1.24	€ 4.04	21/05/2024	4.03	4.03	4.14	4.09	4.081	200@4.09	648@4.11	---	---	60,948	247	248,759.19	178,902.54	3.8	4.595	50203015	
21,912,599	0.300	---	0.048	0.0485	20/05/2024	23/02/2007	---	REVOIL (CR)	1.665	-0.30	€ 1.67	21/05/2024	1.69	1.63	1.695	1.665	1.667	1000@1.61	520@1.67	---	---	12,448	64	20,753.61	36,484.48	1.49	1.94	60101020	
13,582,223	1.35	---	---	---	24/06/2008	02/02/2016	---	SIDMA STEEL (CR)	1.9	---	€ 1.9	21/05/2024	1.91	1.87	1.915	1.9	1.878	3648@1.87	674@1.90	---	---	6,484	30	12,179.22	25,806.22	1.85	2.4	55102010	
40,693,350	5.00	---	---	---	03/07/2006	26/05/2015	---	TECHNICAL OLYMPIC SA (CR)	2.71	-1.81	€ 2.76	21/05/2024	2.74	2.7	2.79	2.71	2.717	1991@2.70	248@2.75	---	---	20,859	66	56,672.06	110,278.98	2.49	3.05	40202010	
3,048,000	0.300	---	---	---	06/07/2007	01/06/2021	---	TZIRAKIAN PROFIL (CR)	1.635	1.55	€ 1.61	21/05/2024	1.625	1.625	1.655	1.655	1.635	50@1.60	500@1.63	---	2023	450	4	735.88	4,983.48	1.5	1.925	55102010	
10,203,575	0.730	---	---	---	16/07/2007	18/10/1999	---	FIERATEX SA (CR)	0.359	---	€ 0.359	30/04/2024	---	---	---	---	---	---	---	---	---	---	---	---	---	3,663.08	0.335	0.538	55101020
8,340,750	1.16	---	---	---	25/06/2009	17/09/2018	---	HAIDEMENOS SA (CR)	0.6	-5.51	€ 0.635	21/05/2024	0.6	0.6	0.6	0.6	0.6	47@0.600	10@0.615	---	2023	358	3	214.80	5,004.45	0.6	0.92	50205030	

Main Market - Low Liquidity Class

50,014,177	0.050	---	---	---	04/06/2008	27/03/2023	---	ATTICA BANK S.A. (CR)	11.2	2.28	€ 10.95	21/05/2024	11.3	10.95	11.3	11.25	11.189	26@10.95	15@11.25	---	---	320
------------	-------	-----	-----	-----	------------	------------	-----	-----------------------	------	------	---------	------------	------	-------	------	-------	--------	----------	----------	-----	-----	-----

Daily Official List

Year: 145 Trading Day No: 94

Section 2: Analytic Figures of Shares Transactions

Wednesday, 22 May, 2024

Number of Outstanding Securities	Nominal Value	Dividends [1]			Date of Last Coupon		Note	Shares	Closing price	% change	Previous closing price/date	Open price	Price min	Price max	Last price	Avg price	Last Bid [7]	Last Ask [7]	P/E after tax	Year	Volume	Trades	Transactions Value[8]	Company Mkt Value (thou. €)	Year low	Year high	Sector[4]	
		2021	2022	2023	Dividend [2]	Right																						
11,869,224	0.540	0.136	0.15	---	03/07/2023	30/08/2019	---	FLEXOPACK SA (CR)	8	-3.03	€ 8.25	21/05/2024	8.05	8	8.05	8	8.02	499@8.00	2000@8.20	---	---	1,510	9	12,110.45	94,953.79	7.55	8.65	50203030
468,700		3.42	4.06	---	22/12/2023	21/05/2004	---	MERMEREN KOMB. A.D. PR. (GDR)	48	---	↘ 48	21/05/2024	---	---	---	---	30@43.20	39@49.80	1.64	2023	---	---	---	22,497.60	42.2	49.6	55102000	
57,434,884	1.17	---	---	---	05/06/2008	12/06/2009	---	REDS S.A. (CR)	2.7	---	↘ 2.7	21/05/2024	2.7	2.7	2.7	2.7	2.7950644@2.70	2083@2.72	---	---	26,456	16	71,431.20	155,074.19	2.25	2.74	35101010	
244,669,638	0.500	0.02	0.03	---	23/06/2023	28/12/2023	---	TRASTOR REAL EST. INV. CO.(CR)	1.12	---	↘ 1.12	21/05/2024	---	---	---	---	930@1.12	11@1.20	---	---	---	---	---	274,029.99	1.1	1.42	35102000	
15,300,000	0.300	---	---	---	30/07/2009	13/12/1999	---	ATTICA PUBLICATIONS SA (CR)	0.382	-9.48	€ 0.422	21/05/2024	0.38	0.38	0.452	0.452	0.381	50@0.422	1674@0.422	---	---	2,451	3	935.05	5,844.60	0.292	0.452	40301030
15,000,000	0.300	---	---	---	06/07/2007	18/07/2000	---	DAIOS PLASTICS SA (CR)	3.68	---	↘ 3.68	21/05/2024	---	---	---	---	77@3.46	106@3.70	---	---	---	---	---	55,200.00	3.18	4.18	50203015	
3,307,500	0.210	---	0.4	---	13/10/2023	30/11/2022	---	ELVE SA (CR)	5.05	---	↘ 5.05	21/05/2024	4.92	4.9	5.05	5.05	4.993	35@4.92	50@5.20	9.43	2023	476	13	2,376.80	16,702.88	4.7	5.45	40204020
86,735,980	0.310	---	---	---	06/07/2009	07/09/2023	---	ATHENS MEDICAL CENTER SA (CR)	1.66	-2.06	€ 1.695	21/05/2024	1.72	1.64	1.72	1.66	1.651	100@1.63	3000@1.67	---	---	1,808	17	2,984.70	143,981.73	1.57	2.03	20101025
2,760,000	11.83	11	11.8	---	14/06/2023	16/07/1990	---	KARELIA (CR)	338	-1.17	€ 342	21/05/2024	340	338	340	340	338.723	2@338.00	113@340.00	---	---	47	8	15,920.00	932,880.00	330	350	45103010
6,700,000	0.800	0.047	0.047	---	23/08/2023	29/05/2014	---	MILLS KEPENOS (CR)	2	---	↘ 2	21/05/2024	---	---	---	---	213@1.82	50@1.97	21.47	2023	---	---	---	13,400.00	1.73	2.26	45102020	
18,017,472	0.360	---	---	---	09/09/2022	28/08/2017	---	KTIMA KOSTAS LAZARIDIS SA (CR)	1.83	-0.54	€ 1.84	21/05/2024	1.84	1.79	1.84	1.83	1.8	257@1.79	50@1.82	---	---	4,405	8	7,927.71	32,971.97	1.64	1.9	45101015
21,364,000	1.12	---	0.4	---	21/08/2023	08/03/2023	---	LAMPASA HOTEL SA (CR)	36	---	↘ 36	21/05/2024	---	---	---	---	50@35.20	50@36.60	---	---	---	---	---	769,104.00	28.4	36	40501025	
32,188,050	1.04	---	---	---	21/07/2008	20/01/2000	---	MOUZAKIS (CR)	0.71	---	↘ 0.71	21/05/2024	---	---	---	---	1335@0.700	44@0.740	---	---	---	---	---	22,853.52	0.67	0.92	55101020	
6,340,000	0.600	0.17	0.1	0.2	11/12/2023	11/01/2024	---	NAKAS MUSIC	2.92	---	↘ 2.92	21/05/2024	2.96	2.64	2.96	2.86	2.712	65@2.78	46@2.86	---	---	15	6	40.68	18,512.80	2.54	3.16	40401030
27,379,200	0.980	---	0.45	---	01/08/2023	29/08/2022	---	CRETE PLASTICS SA (CR)	15.3	-0.65	€ 15.4	21/05/2024	15.4	15.3	15.4	15.3	15.386	200@15.20	249@15.30	---	---	717	4	11,031.70	418,901.76	14.4	16.4	50203015
255,494,534	2.71	0.279	0.255	0.11	11/12/2023	30/09/2021	---	PRODEA (CR)	7.8	---	↘ 7.8	21/05/2024	7.8	7.8	7.8	7.8	7.8	112@7.80	127@8.00	---	---	348	2	2,714.40	1,992,857.37	7	7.95	35102000
4,181,450	0.500	---	---	---	21/08/2000	05/03/2002	---	FLOUR MILLS SARANTOPOULOS SA	1.07	---	↘ 1.07	21/05/2024	---	---	---	---	---	1000@1.17	---	---	---	---	---	---	4,474.15	0.965	1.12	45102020

Exchange Traded Funds (ETFs)

934,675	---	---	---	---	15/06/2016	---	ALPHA ETF FTSE Athex Large Cap	36.33	-1.60	€ 36.92	21/05/2024	36.8	36.315	36.8	36.33	36.401	500@36.25	500@36.35	---	---	2,631	30	95,771.30	---	31.58	38	12003
---------	-----	-----	-----	-----	------------	-----	--------------------------------	-------	-------	---------	------------	------	--------	------	-------	--------	-----------	-----------	-----	-----	-------	----	-----------	-----	-------	----	-------

Surveillance

89,078,604	0.040	---	---	---	07/07/2010	16/01/2024	5160	FRIGOGLASS SA (CR)	0.244	-8.96	€ 0.268	21/05/2024	0.258	0.244	0.258	0.244	0.24510044@0.244	33@0.250	---	2023	163,835	56	40,137.85	21,735.18	0.244	0.44	50204000		
65,326,268	0.530	---	---	---	04/07/2007	19/07/2006	4750	SATO SA (CR)	0.034	---	↘ 0.034	21/05/2024	0.034	0.034	0.036	0.034	0.035	2500@0.032	3500@0.037	---	---	22,000	5	768.00	2,221.09	0.027	0.067	40202015	
13,191,620	0.620	---	---	---	04/08/2010	09/09/2002	5232	YALCO - CONSTANTINOU (CR)	0.162	---	↘ 0.162	21/05/2024	---	---	---	---	---	5000@0.146	---	---	---	---	---	---	2,137.04	0.162	0.208	40202020	
17,579,754	4.16	---	---	---	18/08/2006	02/08/2010	---	BIOTER SA (CR)	0.254	-8.63	€ 0.278	21/05/2024	0.252	0.252	0.254	0.254	0.253	3000@0.252	4000@0.268	---	---	4,500	5	1,140.00	4,465.26	0.2	0.436	50101010	
54,654,600	0.050	---	---	---	01/07/1998	30/12/2022	5275	VIS SA (CR)	0.162	---	↘ 0.162	21/05/2024	0.162	0.162	0.162	0.162	0.162	400@0.160	914@0.162	---	2023	10,900	5	1,765.80	8,854.05	0.162	0.288	50203030	
51,754,364	0.300	---	---	---	23/12/2003	24/01/2007	5197	SELECTED TEXT. IND. ASSOC (CR)	0.152	---	↘ 0.152	21/05/2024	0.137	0.137	0.137	0.137	0.137	12117@0.137	250@0.140	---	---	5,154	7	706.10	7,866.66	0.108	0.164	55101020	
15,842,391	1.51	---	---	---	15/07/2009	12/05/2000	5141	BITROS HOLDING SA (CR)	0.482	7.11	€ 0.45	21/05/2024	0.48	0.48	0.482	0.482	0.481	210@0.482	---	---	---	---	4,690	9	2,255.58	7,636.03	0.41	0.755	55102010
24,319,250	0.300	---	---	---	09/07/2002	04/07/2007	5165	PROODEFTIKH SA (CR)	0.294	---	↘ 0.294	21/05/2024	0.266	0.266	0.266	0.266	0.266	715@0.266	1760@0.294	---	---	975	3	259.35	7,149.86	0.266	0.4	50101010	
28,438,268	0.070	---	---	---	21/08/2006	24/11/1999	5253	SPIROY AGRICULTURE SA (CR)	0.172	-9.47	€ 0.19	21/05/2024	0.192	0.171	0.192	0.171	0.172	5062@0.171	5000@0.180	---	---	7,142	6	1,227.58	4,891.38	0.171	0.252	45102010	
1,011,000	1.00	---	---	---	01/07/2004	11/12/2012	5193	TRIA ALFA SA (CR)	6.3	-10.00	€ 7	21/05/2024	6.35	6.3	6.35	6.3	6.309	388@6.30	144@6.35	---	2023	1,120	17	7,066.00	6,369.30	6.3	8.95	55101020	

Suspension Status

12,417,000	0.310	---	---	---	27/08/2019	28/08/2017	5233	MLS MULTIMEDIA SA (CR)	0.57	---	↘ 0.57	12/05/2020	---	---	---	---	---	---	---	---	---	---	---	---	7,077.69	0.57	0.57	10101015	
6,330,002	0.300	---	---	---	25/06/2002	15/03/2019	5278	VARVARESSOS (CR)	0.24	---	↘ 0.24	02/05/2023	---	---	---	---	---	---	---	---	---	---	---	---	1,519.20	0.24	0.24	55101020	
3,961,300	1.28	---	---	---	29/06/2004	03/08/2000	5248	DUROS SA (CR)	0.25	---	↘ 0.25	24/04/2023	---	---	---	---	---	---	---	---	---	---	---	---	990.33	0.25	0.25	40204020	
7,125,216	0.650	---	---	---	01/07/2005	14/12/1999	4955	KRE.KA SA (CR)	0.28	---	↘ 0.28	06/04/2023	---	---	---	---	---	---	---	---	---	---	---	---	1,995.06	0.28	0.28	45102010	
7,734,375	1.00	---	---	---	09/07/2007	07/01/2011	5277	LIVANIS SA (CR)	0.125	---	↘ 0.125	28/04/2023	---	---	---	---	---	---	---	---	---	---	---	---	---	966.80	0.125	0.125	40301030

Shares' Notes

Code	Note text
()	- Adjusted dividends.
*	- Last adjusted closing price.
[1]	- Net dividends.
[2]	- The "Date of Last Coupon" for New listings refers to the date company's stocks started to trade in Athex
[3]	- The Company Market Value is referred to the number of outstanding shares
[4]	- Sectors codification can be found in Appendix A
[5]	- The Market Value refers to the total number of shares listed (including their several classes) in the exchange by the company.
[6]	- P/E greater than 100
[7]	- Last view of the Order Book before the end of the trading session
[8]	- All Blocks Methods' Transactions Value are included.
4750	- Transfer to the Under Surveillance Category from 8/4/2011.
4955	- Transfer to the Surveillance Category as from 5/4/2013.
5093	- Transfer to the Surveillance Category as of 8/4/2015.
5141	- Transfer to the Surveillance Category as of 10/05/2017.
5160	- Transfer to the Surveillance Category as of 15/04/2016.
5165	- Transfer to the Surveillance Category as of 15/02/2018.
5193	- Transfer to the Surveillance Category as of 25/10/2018.
5197	- Transfer to the Surveillance Category as of 07/11/2018.
5232	- Transfer to the Under Surveillance Category from 08/04/2011.
5233	- Suspension of trading as of 13/05/2020.
5248	- Transfer to the Surveillance Category as of 06/09/20116.
5253	- Transfer to the Surveillance Category as of 14/5/2021.
5275	- Transfer to the Surveillance Category as of 09/07/2020.
5277	- Suspension of trading as of 02/05/2023.
5278	- Suspension of trading as of 03/05/2023.

Securities Blocks Details

Securities	Block Volume	Price	Block Trade Value	Time of approval	Note
MYTILINEOS (CR)	11,832	36.86	436,127.52	10:43:43	20
JUMBO SA (CR)	15,000	27.20	408,000.00	12:21:44	20
OPAP (CR)	25,103	15.01	376,670.52	13:20:48	20
EUROBANK HOLDINGS (CR)	514,454	2.13	1,093,214.75	13:26:04	20
INTRAKAT (CR)	75,000	5.29	396,750.00	15:31:19	20
INTRAKAT (CR)	75,000	5.29	396,750.00	15:31:54	20
INTRAKAT (CR)	50,000	5.29	264,500.00	15:32:34	20
INTRAKAT (CR)	50,000	5.29	264,500.00	15:34:07	20
INTRAKAT (CR)	50,000	5.29	264,500.00	15:35:02	20
MYTILINEOS (CR)	30,900	37.00	1,143,300.00	16:07:22	20
EUROBANK HOLDINGS (CR)	296,766	2.11	627,363.32	16:42:02	20
EUROBANK HOLDINGS (CR)	500,000	2.11	1,052,500.00	16:45:21	20
MYTILINEOS (CR)	9,000	37.00	333,000.00	16:52:54	20
MYTILINEOS (CR)	3,600,000	35.50	127,800,000.00	17:10:52	20
MYTILINEOS (CR)	3,600,000	35.50	127,800,000.00	17:11:41	20
EUROBANK HOLDINGS (CR)	912,997	2.11	1,929,162.66	17:12:19	20
PIRAEUS FINANCIAL HOLD (CR)	254,782	3.80	968,426.38	17:13:05	20

Blocks Notes

- 9 - Method 6-1 / Special Fees
- 10 - Method 6-1 / Special Fees, SDS
- 14 - Method 6-3 / Settlement, Incomplete Buy and Sell
- 18 - Method 6-2 / SPOT 1
- 19 - Method 6-2 / SPOT 2
- 20 - Method 6-1 and Method 6-1 Same Day Settlement
- 21 - Other Pre-agreed

Shares Rights Details

Occured date	Exercise from	Exercise until	Trading until	Rights	Price min	Price max	Closing price	Last Bid	Last Ask	Volume	Trades	Transactions Value
--------------	---------------	----------------	---------------	--------	-----------	-----------	---------------	----------	----------	--------	--------	--------------------

No Rights Transactions.

Forced Sales Details

Securities	Category of Security	Transactions Volume	Number of Trades	Transactions Value	Note
No Forced Transactions.					

Forced Sales Notes

- 1 - Compulsory Public Forced Sales
- 2 - Forced Sales of Fixed Registered Shares
- 3 - Forced Sales of Remaining Fractional Shares

Exchange Traded Funds (ETFs) Characteristics

	Transactions Date (T)	Creation / Redemption	Units (T-1)	New Units (T-1)	Redemption Units (T-1)	Units (T) [1]	Fund Assets [2]	Net Unit Price	Dividend per Unit	Dividend Date
ALPHA ETF FTSE Athex Large Cap	22/05/2024	5,000	934,675	---	---	934,675	34,418,480.00	36.8240	0.62	03/07/2023

ETFs Notes

[1] - Units (T) = Units (T-1) + New Units (T-1) - Redemption Units (T-1)

[2] - The Creation / Redemption Units of T-1 are included.

Non Convertible Corporate Bonds - Regulated Market

Num Listed Bonds	Nominal price	Issue price	Today's Rate	Exp. Date	Duration (years)	Note	Coupon		Trading Unit	Corporate Bonds	Accrued Int.	Yield.T.Mat	Price min	Price max	Closing price	Previous closing price/date	Volume	Transactions Value	Last order		Date	ear min	Year max	
							Common	Preferred											Price	Buy / Sell				
130,000	1,000.00	1,000.00	6.00	27/02/2029	5	---	1	---	1	INTRALOT S.A. (Non Convertible)	14.5000	5.5570	100.5000	101.3900	101.3900	101.3000	21/05/2024	204,000	208,118.68	100.3900	B	22/05/2024	100.0050	101.9000
320,000	1,000.00	1,000.00	3.40	21/07/2027	7	---	8	---	1	LAMDA DEVELOPMENT S.A. (Non Convertible)	11.6167	4.7140	94.0000	94.7100	94.5999	94.7490	21/05/2024	35,000	33,479.57	93.1701	B	22/05/2024	92.0000	97.1500
200,000	1,000.00	1,000.00	2.10	27/10/2027	7	---	8	---	1	O.P.A.P. S.A. (Non Convertible)	1.4583	3.7640	94.0000	94.9618	94.0000	93.7960	21/05/2024	6,000	5,658.37	94.0000	B	22/05/2024	90.5800	95.0000
200,000	1,000.00	1,000.00	1.90	23/03/2028	7	---	7	---	1	MOTOR OIL CORINTH REFINERIES SA (Non Convertible)	3.1139	3.9950	92.1000	92.2000	92.1231	92.3050	21/05/2024	13,000	12,016.48	92.0100	B	22/05/2024	90.5000	92.7000
100,000	1,000.00	1,000.00	2.95	11/02/2027	5	---	5	---	1	SAFE BULKERS PARTICIPATIONS PLC (Non Convertible)	8.3583	4.6740	94.9999	94.9999	94.9999	94.0000	21/05/2024	1,000	958.36	94.0000	B	22/05/2024	93.3364	97.0000
230,000	1,000.00	1,000.00	4.70	12/07/2029	7	---	4	---	1	LAMDA DEVELOPMENT S.A. (Non convertible)	17.3639	4.4620	99.0000	99.7800	99.3327	99.6000	21/05/2024	82,000	82,876.64	99.0001	B	22/05/2024	98.3500	101.2000
100,000	1,000.00	1,000.00	4.40	26/07/2029	7	---	4	---	1	CPLP SHIPPING HOLDINGS PLC (Non Convertible)	14.5444	4.5200	97.5000	98.0000	97.9286	98.2500	21/05/2024	7,000	6,956.81	97.5000	B	22/05/2024	95.0948	100.2438
199,375	1,000.00	1,000.00	3.60	12/03/2026	7	---	11	---	1	AEGEAN AIRLINES S.A. (Non Convertible)	7.3000	3.6110	97.7611	98.8500	98.8040	98.0000	21/05/2024	72,000	71,503.10	98.0000	B	22/05/2024	97.1458	99.3000
150,000	1,000.00	1,000.00	2.60	22/10/2026	7	---	10	---	1	TERNA ENERGY FINANCE S.A. (Non Convertible)	2.3111	4.1600	94.4100	95.5485	95.4086	94.5000	21/05/2024	120,000	114,767.65	94.4200	B	22/05/2024	92.8293	95.8499
500,000	1,000.00	1,000.00	2.75	03/07/2027	7	---	8	---	1	GEK TERNA S.A. (Non Convertible)	10.8472	4.9210	92.6000	92.9999	92.6062	93.0000	21/05/2024	131,000	122,807.07	92.6100	B	22/05/2024	91.5500	94.0000
200,000	1,000.00	1,000.00	4.25	23/01/2029	5	---	1	---	1	AUTOHELLAS S.A. (Non Convertible)	14.4028	4.3670	99.1100	99.9500	99.2963	99.5000	21/05/2024	24,000	24,176.77	98.9000	B	22/05/2024	97.5000	101.0000
175,000	1,000.00	1,000.00	3.40	26/07/2024	5	---	10	---	1	ATTICA HOLDINGS S.A. (Non Convertible)	11.2389	7.1110	99.0500	99.2000	99.1275	99.2100	21/05/2024	39,000	39,098.04	99.0510	B	22/05/2024	98.5000	99.7900
100,000	1,000.00	1,000.00	2.70	25/05/2026	5	---	6	---	1	COSTAMARE PARTICIPATIONS PLC (Non Convertible)	13.4250	4.9730	95.0000	95.2500	95.0438	95.0600	21/05/2024	16,000	15,421.81	95.0100	B	22/05/2024	94.2567	97.0000
300,000	1,000.00	1,000.00	2.30	20/07/2028	7	---	6	---	1	PRODEA REIC S.A.(Non Convertible)	7.8583	4.8300	90.0000	90.1000	90.0034	90.2000	21/05/2024	59,000	53,565.64	89.8500	B	22/05/2024	86.1234	92.3500
150,000	1,000.00	1,000.00	2.65	22/10/2026	5	---	6	---	1	CPLP SHIPPING HOLDINGS PLC (Non Convertible)	2.3556	4.9340	94.0000	94.7000	94.2524	94.7000	21/05/2024	21,000	19,842.47	94.1000	B	22/05/2024	93.0000	95.0000
250,000	1,000.00	1,000.00	2.45	16/11/2028	7	---	6	---	1	ELVALHALCOR S.A. (Non Convertible)	0.5444	4.2820	91.0008	92.0000	92.0000	91.3000	21/05/2024	65,000	59,385.61	91.1034	B	22/05/2024	88.4206	93.3000
120,000	1,000.00	1,000.00	2.65	06/12/2028	7	---	5	---	1	NOVAL PROPERTY REIC (Non Convertible)	12.5139	4.6410	91.0000	91.9898	91.2771	91.0400	21/05/2024	70,000	64,769.92	90.0100	B	22/05/2024	88.5000	93.2000
300,000	1,000.00	1,000.00	2.30	14/12/2028	7	---	5	---	1	GEK TERNA S.A. (Non Convertible)	10.3500	4.9380	89.0000	89.0000	89.0000	88.3130	21/05/2024	7,000	6,302.45	88.7500	B	22/05/2024	85.0000	90.9000

Corporate Bonds Notes

Transactions Volume = (Pieces) * (Nominal Price). Transactions Value = (Pieces) * (Nominal Price) * (price %) + (Accrued interest).

The price of a Bond is stated as a percentage (%) of Bond's Nominal Price.

Nominal Price in Euros (€), except if it is noted differently.

Non Convertible Corporate Bonds - Regulated Market

Num Listed Bonds	Nominal price	Issue price	Today's Rate	Exp. Date	Duration (years)	Note	Coupon		Trading Unit	Corporate Bonds	Accrued Int.	Yield.T.Mat	Price min	Price max	Closing price	Previous closing price/date	Volume	Transactions Value	Last order		ear min	Year max		
							Common	Preferred											Price	Buy / Sell			Date	
100,000	1,000.00	1,000.00	2.80	25/01/2027	5	---	5	---	1	PREMIA S.A. (Non Convertible)	9.3333	5.1830	93.5101	93.5111	93.5104	93.5120	21/05/2024	19,000	17,944.31	93.5200	B	22/05/2024	90.9974	97.8048
500,000	1,000.00	1,000.00	4.00	10/07/2030	7	---	2	---	1	MYTILINEOS S.A. (Non Convertible)	15.0000	3.9420	99.5000	100.0000	99.5963	99.7880	21/05/2024	561,000	568,334.42	99.2100	B	22/05/2024	98.3001	100.6000
120,000	1,000.00	1,000.00	3.95	04/04/2025	7	---	13	---	1	GEK TERNA S.A. (Non Convertible)	5.4861	3.5000	99.5100	99.6500	99.6500	99.5200	21/05/2024	48,000	48,032.33	99.6500	B	22/05/2024	98.6000	100.0000
100,000	1,000.00	1,000.00	5.50	15/12/2028	5	---	1	---	1	IDEAL HOLDINGS S.A. (Non Convertible)	24.5972	4.8510	102.0000	102.2000	102.0101	102.0620	21/05/2024	487,000	508,767.99	102.5000	B	22/05/2024	100.6502	104.1000

Corporate Bonds Notes

Transactions Volume = (Pieces) * (Nominal Price). Transactions Value = (Pieces) * (Nominal Price) * (price %) + (Accrued interest).

The price of a Bond is stated as a percentage (%) of Bond's Nominal Price.

Nominal Price in Euros (€), except if it is noted differently.

Government Bonds

Number Listed Bonds	Nominal price	Today's Rate	Accrued Interest Calc	Exp. Date [1]	Duration (years)	Note	Coupons Date	Curr. coupon value	Trading Unit	Government Bonds	Price min	Price max	Closing price	Previous closing price/date	Volume	Transactions Value	Price	Last order Buy / Sell	Date
3,000,000	1,000.00	4.13	Actual/Actual	15/06/2054	30	---	15/06	4.13	1	GGB-FXD-150654-30Y-4.125-1.000	---	---	---	---	---	---	---	---	---
4,700,000	1,000.00	1.88	Actual/Actual	04/02/2035	15	---	04/02	1.88	1	GGB-FXD-040235-15Y-1.875-1.000	---	---	---	---	---	---	---	---	---
6,000,000	1,000.00	0.75	Actual/Actual	18/06/2031	10	---	18/06	0.75	1	GGB-FXD-180631-10Y-0.750-1.000	---	---	---	---	---	---	---	---	---
3,600,000	1,000.00	3.88	Actual/Actual	15/06/2028	5	---	15/06	3.88	1	GGB-FXD-150628-05Y-3.875-1.000	---	---	---	---	---	---	---	---	---
5,962,747,327	1.00	3.75	Actual/Actual	30/01/2028	10	---	/02 - 01/02 - 31/	3.75	1	GGB-FXD-300128-10Y-3.750-1.000	---	---	---	85.4610 13/07/2018	---	---	1.0000	B	28/11/2018
7,067,309,386	1.00	3.90	Actual/Actual	30/01/2033	15	---	/02 - 01/02 - 31/	3.90	1	GGB-FXD-300133-15Y-3.900-1.000	---	---	---	78.6730 13/07/2018	---	---	1.0000	B	28/11/2018
5,622,848,349	1.00	4.00	Actual/Actual	30/01/2037	19	---	/02 - 01/02 - 31/	4.00	1	GGB-FXD-300137-19Y-4.000-1.000	---	---	---	77.0370 13/07/2018	---	---	1.0000	B	28/11/2018
5,476,770,669	1.00	4.20	Actual/Actual	30/01/2042	24	---	/02 - 01/02 - 31/	4.20	1	GGB-FXD-300142-24Y-4.200-1.000	---	---	---	77.7640 13/07/2018	---	---	1.0000	B	28/11/2018
4,000,000	1,000.00	3.38	Actual/Actual	15/06/2034	10	---	15/06	3.38	1	GGB-FXD-150634-10Y-3.375-1.000	---	---	---	---	---	---	---	---	---
40,248,141	1.00	4.30	Actual/Actual	24/02/2025	13	---	24/02	4.30	1	GGB-FXD-240225-13Y-2.000-1.000	---	---	---	10.0000 22/06/2015	---	---	---	---	---
59,586,043	1.00	4.30	Actual/Actual	24/02/2026	14	---	24/02	4.30	1	GGB-FXD-240226-14Y-2.000-1.000	---	---	---	10.0000 22/06/2015	---	---	---	---	---
41,118,344	1.00	4.30	Actual/Actual	24/02/2027	15	---	24/02	4.30	1	GGB-FXD-240227-15Y-2.000-1.000	---	---	---	10.0000 22/06/2015	---	---	---	---	---
45,137,734	1.00	4.30	Actual/Actual	24/02/2028	16	---	24/02	4.30	1	GGB-FXD-240228-16Y-2.000-1.000	---	---	---	10.0000 22/06/2015	---	---	---	---	---
61,768,888	1.00	4.30	Actual/Actual	24/02/2029	17	---	24/02	4.30	1	GGB-FXD-240229-17Y-2.000-1.000	---	---	---	10.0000 22/06/2015	---	---	---	---	---
54,567,744	1.00	4.30	Actual/Actual	24/02/2030	18	---	24/02	4.30	1	GGB-FXD-240230-18Y-2.000-1.000	---	---	---	10.0000 22/06/2015	---	---	---	---	---
37,541,515	1.00	4.30	Actual/Actual	24/02/2031	19	---	24/02	4.30	1	GGB-FXD-240231-19Y-2.000-1.000	---	---	---	10.0000 22/06/2015	---	---	---	---	---
37,558,317	1.00	4.30	Actual/Actual	24/02/2032	20	---	24/02	4.30	1	GGB-FXD-240232-20Y-2.000-1.000	---	---	---	10.0000 22/06/2015	---	---	---	---	---
37,473,732	1.00	4.30	Actual/Actual	24/02/2033	21	---	24/02	4.30	1	GGB-FXD-240233-21Y-2.000-1.000	---	---	---	10.0000 22/06/2015	---	---	---	---	---
33,888,293	1.00	4.30	Actual/Actual	24/02/2034	22	---	24/02	4.30	1	GGB-FXD-240234-22Y-2.000-1.000	---	---	---	10.0000 22/06/2015	---	---	---	---	---
35,177,800	1.00	4.30	Actual/Actual	24/02/2035	23	---	24/02	4.30	1	GGB-FXD-240235-23Y-2.000-1.000	---	---	---	10.0000 22/06/2015	---	---	---	---	---
35,547,268	1.00	4.30	Actual/Actual	24/02/2036	24	---	24/02	4.30	1	GGB-FXD-240236-24Y-2.000-1.000	---	---	---	10.0000 22/06/2015	---	---	---	---	---
40,246,306	1.00	4.30	Actual/Actual	24/02/2037	25	---	24/02	4.30	1	GGB-FXD-240237-25Y-2.000-1.000	---	---	---	10.0000 22/06/2015	---	---	---	---	---
37,643,952	1.00	4.30	Actual/Actual	24/02/2038	26	---	24/02	4.30	1	GGB-FXD-240238-26Y-2.000-1.000	---	---	---	10.0000 22/06/2015	---	---	---	---	---
36,977,100	1.00	4.30	Actual/Actual	24/02/2039	27	---	24/02	4.30	1	GGB-FXD-240239-27Y-2.000-1.000	---	---	---	10.0000 22/06/2015	---	---	---	---	---
41,615,000	1.00	4.30	Actual/Actual	24/02/2040	28	---	24/02	4.30	1	GGB-FXD-240240-28Y-2.000-1.000	---	---	---	10.0000 22/06/2015	---	---	---	---	---
42,227,208	1.00	4.30	Actual/Actual	24/02/2041	29	---	24/02	4.30	1	GGB-FXD-240241-29Y-2.000-1.000	---	---	---	10.0000 22/06/2015	---	---	---	---	---
68,288,487	1.00	4.30	Actual/Actual	24/02/2042	30	---	24/02	4.30	1	GGB-FXD-240242-30Y-2.000-1.000	---	---	---	10.0000 22/06/2015	---	---	---	---	---
4,000,000	1,000.00	3.88	Actual/Actual	12/03/2029	10	---	12/03	3.88	1	GGB-FXD-120329-10Y-3.875-1.000	---	---	---	---	---	---	100.0000	B	15/10/2019
4,500,000	1,000.00	0.00	Actual/Actual	12/02/2026	5	---	12/02	0.00	1	GGB-FXD-120226-05Y-3.000-1.000	---	---	---	---	---	---	---	---	---
2,209,163	1,000.00	3.38	Actual/Actual	15/02/2025	7	---	15/02	3.38	1	GGB-FXD-150225-07Y-3.375-1.000	---	---	---	---	---	---	---	---	---
964,000	1,000.00	3.25	Actual/Actual	20/03/2025	6	---	20/03	3.25	1	GGB-FXD-200325-06Y-3.250-1.000	---	---	---	---	---	---	---	---	---
2,100,000	1,000.00	3.55	Actual/Actual	20/03/2026	7	---	20/03	3.55	1	GGB-FXD-200326-07Y-3.550-1.000	---	---	---	---	---	---	---	---	---
5,500,000	1,000.00	1.50	Actual/Actual	18/06/2030	10	---	18/06	1.50	1	GGB-FXD-180630-10Y-1.500-1.000	---	---	---	---	---	---	---	---	---
3,500,000	1,000.00	4.38	Actual/Actual	18/07/2038	15	---	18/07	4.38	1	GGB-FXD-180738-15Y-4.375-1.000	---	---	---	---	---	---	---	---	---

Government Bonds Notes

Transactions Volume = (Pieces) * (Nominal Price). Transactions Value = (Pieces) * (Nominal Price) * (price %) + (Accrued interest).

The Value of current coupon for the issues with NV 0.01 euro refers to NV 100 euros

FLR: Floating Interest Rate.

[1] - The Expiration Date of the interest bearing period and the Date for coupon payment.

Government Bonds

Number Listed Bonds	Nominal price	Today's Rate	Accrued Interest Calc	Exp. Date [1]	Duration (years)	Note	Coupons Date	Curr. coupon value	Trading Unit	Government Bonds	Price min	Price max	Closing price	Previous closing price/date	Volume	Transactions Value	Price	Last order Buy / Sell	Date
40,000	1,000.00	4.67	FLR	Actual/360	18/09/2024	1	---	18/09 - 19/03	---	1	GGB-FLT-180924-01Y-4.670-1.000	---	---	---	---	---	---	---	---
5,364,250	1,000.00	3.25		Actual/Actual	20/03/2050	30	---	20/03	3.25	1	GGB-FXD-200350-30Y-3.250-1.000	---	---	---	---	---	---	---	---
3,924,361	1,000.00	2.00		Actual/Actual	22/04/2027	7	---	22/04	2.00	1	GGB-FXD-220427-07Y-2.000-1.000	---	---	---	---	---	99.9000	B	22/04/2020
2,500,000	1,000.00	1.88		Actual/Actual	23/07/2026	7	---	23/07	1.88	1	GGB-FXD-230726-07Y-1.875-1.000	---	---	---	---	---	---	---	---
4,900,000	1,000.00	4.25		Actual/Actual	15/06/2033	10	---	15/06	4.25	1	GGB-FXD-150633-10Y-4.250-1.000	---	---	---	---	---	---	---	---
3,500,000	1,000.00	1.88		Actual/Actual	24/01/2052	30	---	24/01	1.88	1	GGB-FXD-240152-30Y-1.875-1.000	---	---	---	---	---	---	---	---
3,700,000	1,000.00	1.75		Actual/Actual	18/06/2032	10	---	18/06	1.75	1	GGB-FXD-180632-10Y-1.750-1.000	---	---	---	---	---	---	---	---
2,200,000	1,000.00	1.13	FLR	Actual/360	15/12/2027	5	---	- 15/12 - 15/03 -	---	1	GGB-FLT-151227-05Y-1.130-1.000	---	---	---	---	---	102.1600	B	30/12/2022

Government Bonds Notes

Transactions Volume = (Pieces) * (Nominal Price). Transactions Value = (Pieces) * (Nominal Price) * (price %) + (Accrued interest).

The Value of current coupon for the issues with NV 0.01 euro refers to NV 100 euros

FLR: Floating Interest Rate.

[1] - The Expiration Date of the interest bearing period and the Date for coupon payment.

Treasury Bills & Zero Coupon Government Bonds

Issue Date	13-Week Maturity									26-Week Maturity									52-Week Maturity								
	Exp. Date	Initial Rate	Num Listed Bonds	Nominal price	Issue price	Last Trade Price	Last Trade Date	Volume Traded	Note	Exp. Date	Initial Rate	Num Listed Bonds	Nominal price	Issue price	Last Trade Price	Last Trade Date	Volume Traded	Note	Exp. Date	Initial Rate	Num Listed Bonds	Nominal price	Issue price	Last Trade Price	Last Trade Date	Volume Traded	Note
09/06/2023	---	---	---	---	---	---	---	---	---	---	---	---	---	---	---	---	---	---	07/06/2024	3.84	1,600,000	1,000.00	962.60	---	---	---	---
08/09/2023	---	---	---	---	---	---	---	---	---	---	---	---	---	---	---	---	---	---	06/09/2024	3.81	812,500	1,000.00	962.90	---	---	---	---
08/12/2023	---	---	---	---	---	---	---	---	---	---	---	---	---	---	---	---	---	---	06/12/2024	3.70	600,000	1,000.00	963.90	---	---	---	---
08/03/2024	---	---	---	---	---	---	---	---	---	---	---	---	---	---	---	---	---	---	07/03/2025	3.73	812,500	1,000.00	963.70	---	---	---	---

Bonds in Circulation	Currency / Min nominal traded Value	Coupons Payment Date	Current Coupon Value	Note	Coupon	Trading Unit	Issue Date	Duration (years)	Today's Interest	A.I.C in days	Bonds	Last price of previous days		Last Outcry in Cash (euro)		Trades in Pieces	Life min	Life Max	
												Price	Buy / Sell	Price	Buy / Sell				
Corporate Bonds in Foreign Currency and Euro																			
103,746	GBP / 10	01/12	0.25	---	65	1	01/12/1930	98	2.5	360	National Mortgage Bank	2.27	05/02/1996	2.27	S	05/02/1996	---	2.27	2.27
0	GBP / 10	01/12	0.25	---	67	1	01/12/1928	100	2.5	360	National Mortgage Bank	---	---	---	---	---	---	---	---

Government Bonds Notes

A.I.C: Accrued Interest Calculation base.

FLR: Floating Interest Rate.

The minimum tradeable Nominal Value for all Demeterialised Government Titles is 100 Euros.

(μτφρ-0)

Athex & ATHEXClear Members List

Member Name				Stock Market			Derivatives Market		ATHEXClear Member	
	Address	Phone	Fax	Market Member	Remote Member	Market Maker	Proprietary	Market Maker	General Clearing	Direct Clearing
A. SARRIS SECURITIES S.A.				a						
6, ΔΡΑΓΑΤΣΑΝΙΟΥ 6 ΑΘΗΝΑ	2103367700									
ΑΕΟΝIC SECURITIES C.I.F. P.L.C.				a						
, ΛΑΪΟΥ 6, ΓΡ. 301B, ANNA COURT	35725337600									
ALPHA BANK S.A.									a	
, ΣΤΑΔΙΟΥ 40 ΑΘΗΝΑ	2103260000									
ALPHA FINANCE INVESTMENT SERVICES SINGLE MEMBER SA				a		a	a	a		a
5, ΠΑΝΕΠΙΣΤΗΜΙΟΥ 45 ΑΘΗΝΑ	2103677400									
ARGUS STOCKBROKERS LTD				a	a		a			
25, 25 ΛΕΩΦΟΡΟΣ ΔΗΜΟΣΘΕΝΗ ΣΕΒΕΡΗ	0035722717000									
ATHLOS CAPITAL INVESTMENT SERVICES LTD					a					
, 17 STASINOU AVENUE, BEDIZIA TOWER, 6TH & 7TH FL.	35722110777									
ATLANTIC SECURITIES LTD				a	a					
37, ΠΡΟΔΡΟΜΟΥ 37	0035722445400									
AXON SECURITIES S.A.				a			a			
48, ΣΤΑΔΙΟΥ 48 ΑΘΗΝΑ	2103363800									
BETA SECURITIES S.A.				a		a	a			a
29, ΑΛΕΞΑΝΔΡΑΣ 29 ΑΘΗΝΑ	210 6478900									
BNP PARIBAS S.A.									a	
, ΛΑΜΨΑΚΟΥ 2 ΑΘΗΝΑ	2107468525									
BOFA SECURITIES EUROPE SA				a	a					
, 51 RUE LA BOÉTIE	+33 153655555									
CAPITAL SECURITIES S.A.				a			a			
58, ΜΗΤΡΟΠΟΛΕΩΣ 58 ΑΘΗΝΑ	2103369700									
CITIGROUP GLOBAL MARKETS EUROPE AG				a	a					
16, REUTERWEG 16	+49 691366-0									
CITIGROUP GLOBAL MARKETS LIMITED				a						
1, 33 CANADA SQUARE - CANARY WHARF	+44 02079864000									
CREDIT SUISSE BANK (EUROPE), S.A.				a						
, CALLE AYALA 42, 3A PLANTA-B MADRID	+34917916000									
CREDIT SUISSE SECURITIES (EUROPE) LIMITED				a						
1, ONE CABOT SQUARE LONDON	+44 2078888888									
CYCLOS SECURITIES S.A.				a			a			
39, ΧΑΡΙΛΑΟΥ ΤΡΙΚΟΥΠΗ 6-8-10 ΑΘΗΝΑ	2103364300									
DEUTSCHE BANK S.A.					a					
1, GREAT WINCHESTER STREET LONDON	+44 20 754 54209	00441133361437								
EUROBANK EQUITIES INVESTMENT FIRM SINGLE MEMBER SA				a		a	a	a		a
, ΦΙΛΕΛΗΝΩΝ 10 & ΞΕΝΟΦΩΝΤΟΣ 13 ΑΘΗΝΑ	2103720425									
EUROBANK S.A.									a	
, ΟΘΩΝΟΣ 8 ΑΘΗΝΑ	2144043907									
EUROCORP INVESTMENT SERVICES S.A.				a			a			a
14, ΠΛ.ΦΙΛΙΚΗΣ ΕΤΑΙΡΕΙΑΣ 14 ΑΘΗΝΑ	2107263600									
EUROTRUST INVESTMENT FIRM SA				a						
113, ΣΕΒΑΣΤΟΥΠΟΛΕΩΣ 113 ΑΘΗΝΑ	2103363100									
EUROXX SECURITIES S.A.				a		a	a	a		a
7, ΠΑΛΑΙΟΛΟΓΟΥ ΧΑΛΑΝΔΡΙ	(210)-6879400	(210)-6879401								
7, ΠΑΛΕΟΛΟΓΟΥ ΧΑΛΑΝΔΡΙ	+30 2106879400	210-6879401								
FREEDOM FINANCE EUROPE LTD				a	a					
, ΧΡΙΣΤΑΚΗ ΚΡΑΝΟΥ 20	035725257786									
G. A. PERVANAS SECURITIES- INVESTMENT SERVICES S.A.				a						
7-9, ΣΟΦΟΚΛΕΟΥΣ 7-9 ΑΘΗΝΑ	2103727200									
GLOBAL CAPITAL SECURITIES & FINANCIAL SERVICES LTD				a	a					
50, ΛΑΡΧΙΕΠΙΣΚΟΠΟΥ ΜΑΚΑΡΙΟΥ Γ50	0035722710710									
GREENPOST TRADING EUROPE LTD				a	a	a				
, ΚΙΜΩΝΟΣ 3, ACROPOLIS MANSIONS, 2ND FLOOR, FLAT/OFFICE 202	035722521389									
HELLENIC AMERICAN SECURITIES S.A.				a		a	a			a
27, ΑΝΔΡΕΑ ΠΑΠΑΝΔΡΕΟΥ 27 ΜΑΡΟΥΣΙ	2103311100									
HELLENIC BANK (INVESTMENTS) LTD					a					
, ΑVE.ΚΥΡΙΑΚΟΥ ΜΑΤΣΙ 31 - ΡΟ BOX 24747 NICOSIA	+357 22500100	357 22500110								
HSBC CONTINENTAL EUROPE									a	
109-111, ΑΜΕΣΟΓΕΙΩΝ 109-111	2106960000									
INDEX SECURITIES S.A.				a						
6, ΔΡΑΓΑΤΣΑΝΙΟΥ 6 ΑΘΗΝΑ	2103213920									

Athex & ATHEXClear Members List

Member Name				Stock Market			Derivatives Market		ATHEXClear Member	
	Address	Phone	Fax	Market Member	Remote Member	Market Maker	Proprietary	Market Maker	General Clearing	Direct Clearing
J. CHR. MAVRIKIS SECURITIES S.A.				a						
5, ΣΟΦΟΚΛΕΟΥΣ 5 ATHINA	2103216730									
KAPPA SECURITIES S.A.				a			a			
15, ΒΑΛΑΩΡΙΤΟΥ 15 ATHINA	2103678600									
KARAMANOF SECURITIES & INVESTMENT SERVICES S.A.				a						
2, ΠΛ.ΑΓ.ΘΕΟΔΩΡΩΝ 2 ATHINA	2103212947									
LAIKI FINANCIAL SERVICES LTD					a					
26, AVE. VYRONOS NICOSIA	357 22367367	357 22718567								
LEON DEPOLAS SECURITIES S.A.				a		a	a			
1, ΧΡΗΣΤΟΥ ΛΑΔΑ 1 ATHINA	2103213276 -28									
MEGA EQUITY SECURITIES & FINANCIAL SERVICES PUBLIC LTD				a	a		a			
42-44, ΛΕΩΦ.ΓΡΙΒΑ ΔΙΓΕΝΗ 42-44	0035722711711									
MERIT SECURITIES S.A				a		a	a			a
5, ΣΟΦΟΚΛΕΟΥΣ 5 ATHINA	2141008814									
MERRILL LYNCH INTERNATIONAL				a						
2, 2 KING EDWARD STREET LONDON	+44 20276281000									
N. CHRYSOCHOIDIS SECURITIES S.A.				a			a			a
7-9, ΣΟΦΟΚΛΕΟΥΣ 7-9 ATHINA	2103213913									
NATIONAL BANK OF GREECE S.A.				a		a	a		a	
86, ΑΙΟΛΟΥ STR. ATHINA	(210)-3341000	(210)-3228187								
68, ΑΚΑΔΙΜΙΑΣ STR. ATHINA	(210)-3328817	(210)-3328678								
NATIONAL SECURITIES SINGLE MEMBER SA				a		a	a	a		
66, ΛΕΩΦΟΡΟΣ ΑΘΗΝΩΝ 128-132 & ΙΦΙΓΕΝΙΑΣ ATHINA	2103328784									
NUNTIUS BROKERAGE AND INVESTMENT SERVICES SINGLE MEMBER S.A.				a						
6, ΔΡΑΓΑΤΣΑΝΙΟΥ 6 ATHINA	2103350599									
ONE PLUS CAPITAL LIMITED				a	a					
, 75 PRODROMOU AVENUE NICOSIA 1307	35722873760									
OPTIMA BANK S.A.				a		a	a	a	a	
, ΑΙΓΙΑΛΕΙΑΣ 32 & ΠΑΡΑΔΕΙΣΟΥ ΜΑΡΟΥΣΙ	210 8173000									
PANCRETA BANK S.A									a	
, ΙΚΑΡΟΥ 5	2810338746									
PANTELAKIS SECURITIES S.A.				a		a	a	a		
57, ΕΘΝΙΚΗΣ ΑΝΤΙΣΤΑΣΕΩΣ 57, ΚΤΙΠΙΟ Β CHALANDRI	2106965000									
PIRAEUS BANK S.A.				a			a		a	
, ΑΜΕΡΙΚΗΣ 4 ATHINA	2103335000									
PIRAEUS SECURITIES S. A.				a		a	a	a		a
10, ΣΤΑΔΙΟΥ 10 ATHINA	2103354100									
PROCHOICE SECURITIES LTD				a	a					
57, ΛΕΩΦ.ΣΠΥΡΟΥ ΚΥΠΡΙΑΝΟΥ 57, ΑΚΙΝΗΤΑ Φ	035724661192									
SHARELINK SECURITIES & FINANCIAL SERVICES LTD				a			a			
6, HOUSE-ΘΕΟΤΟΚΗ 6 ΜΕΓΑΡΟ ΕΛΛΗΝΑ	+357 22554200									
SOCIETE GENERALE S.A.				a	a		a			
, 17 COURS VALMY, CEDEX	+157290504									
SOLIDUS SECURITIES S.A				a			a			a
64, ΛΟΥΙΖΗΣ ΠΙΑΝΚΟΥΡ 64 ATHINA	2106900600									
ST. EM. LAVRENTAKIS SECURITIES S.A.				a			a			
7-9, ΣΟΦΟΚΛΕΟΥΣ 7-9 ATHINA	2103213336									
THE CYPRUS INVESTMENT & SECURITIES CORPORATION LTD				a	a					
154, 1 AG. PROKOPIOU & POSIDONOS 1ST FLOOR	0035722121700									
UBS EUROPE SE				a	a					
, OPERNTURM, BOCKENHEIMER LANDSTRASSE 2-4	496921790									
UBS LIMITED					a					
1, FINSBURY AVENUE LONDON	+44 2075687135									
VIGOR FINANCE INVESTMENT SERVICES S.A.				a			a			
, ΨΥΧΑΡΗ 14 Ν. PSYCHIKO	2106718400									

List of Stocks under Market Making operations

Securities	Market Maker	Start Market Making	Stock Category	Suspension Status
MLS MULTIMEDIA SA (CR)				
	PIRAEUS SECURITIES S. A.	01/08/2019		
ALPHA ETF FTSE Athex Large Cap			Exchange Traded Funds (ETFs)	
	ALPHA FINANCE INVESTMENT SERVICES SINGLE MEMBER SA	02/01/1900		
	NATIONAL SECURITIES SINGLE MEMBER SA	02/01/1900		
ADMIE (IPTO) HOLDING S.A. (CR)			Main Market	
	EUROBANK EQUITIES INVESTMENT FIRM SINGLE MEMBER SA	24/05/2021		
	HELLENIC AMERICAN SECURITIES S.A.	09/03/2020		
	PIRAEUS SECURITIES S. A.	29/06/2017		
AEGEAN AIRLINES (CR)			Main Market	
	EUROBANK EQUITIES INVESTMENT FIRM SINGLE MEMBER SA	22/09/2020		
ALPHA SERVICES HOLD (CR)			Main Market	
	ALPHA FINANCE INVESTMENT SERVICES SINGLE MEMBER SA	29/02/2016		
	EUROBANK EQUITIES INVESTMENT FIRM SINGLE MEMBER SA	22/10/2006		
	GREENPOST TRADING EUROPE LTD	12/06/2023		
	HELLENIC AMERICAN SECURITIES S.A.	25/07/2014		
	LEON DEPOLAS SECURITIES S.A.	04/01/2016		
	MERIT SECURITIES S.A	03/09/2012		
	NATIONAL SECURITIES SINGLE MEMBER SA	02/01/1900		
	PIRAEUS SECURITIES S. A.	28/05/2009		
ALPHA TRUST HOLDINGS (CR)			Main Market	
	EUROBANK EQUITIES INVESTMENT FIRM SINGLE MEMBER SA	06/02/2023		
	LEON DEPOLAS SECURITIES S.A.	04/01/2021		
ALUMIL (CR)			Main Market	
	PIRAEUS SECURITIES S. A.	31/07/2023		
ANDROMEDA SA (CR)			Main Market	
	BETA SECURITIES S.A.	15/02/2021		
	OPTIMA BANK S.A.	03/04/2023		
ATTICA BANK S.A. (CR)			Main Market	
	EUROXX SECURITIES S.A.	22/01/2016		
AUSTRIACARD (CB)			Main Market	
	BETA SECURITIES S.A.	23/03/2023		
	EUROBANK EQUITIES INVESTMENT FIRM SINGLE MEMBER SA	15/05/2023		
AUTOHELLAS SA (CR)			Main Market	
	ALPHA FINANCE INVESTMENT SERVICES SINGLE MEMBER SA	01/07/2019		
	EUROXX SECURITIES S.A.	02/07/2018		
AVAX S.A. (CR)			Main Market	
	EUROBANK EQUITIES INVESTMENT FIRM SINGLE MEMBER SA	14/12/2015		
	OPTIMA BANK S.A.	04/09/2023		
	PIRAEUS SECURITIES S. A.	01/02/2021		
AVE (CR)			Main Market	
	EUROXX SECURITIES S.A.	05/06/2020		
BRIQ PROPERTIES (CR)			Main Market	
	EUROBANK EQUITIES INVESTMENT FIRM SINGLE MEMBER SA	09/09/2019		
	LEON DEPOLAS SECURITIES S.A.	22/02/2021		
	PIRAEUS SECURITIES S. A.	05/02/2024		
CC HBC AG (CR)			Main Market	
	BETA SECURITIES S.A.	08/03/2021		
	NATIONAL SECURITIES SINGLE MEMBER SA	02/01/1900		
	PIRAEUS SECURITIES S. A.	04/05/2015		
CENERGY HOLDINGS (CB)			Main Market	
	ALPHA FINANCE INVESTMENT SERVICES SINGLE MEMBER SA	02/01/2016		
	EUROBANK EQUITIES INVESTMENT FIRM SINGLE MEMBER SA	02/01/2016		
	OPTIMA BANK S.A.	14/03/2022		
	PANTELAKIS SECURITIES S.A.	27/12/2022		
CNL CAPITAL (CR)			Main Market	
	MERIT SECURITIES S.A	01/10/2018		
DIMAND (CR)			Main Market	
	ALPHA FINANCE INVESTMENT SERVICES SINGLE MEMBER SA	08/08/2022		
	EUROBANK EQUITIES INVESTMENT FIRM SINGLE MEMBER SA	08/08/2022		
	PANTELAKIS SECURITIES S.A.	15/05/2023		
EKTER SA (CR)			Main Market	
	BETA SECURITIES S.A.	26/09/2022		
	EUROBANK EQUITIES INVESTMENT FIRM SINGLE MEMBER SA	16/10/2017		
	LEON DEPOLAS SECURITIES S.A.	21/05/2018		
ELASTRON (CR)			Main Market	
	LEON DEPOLAS SECURITIES S.A.	20/02/2017		

List of Stocks under Market Making operations

Securities	Stock Category
Market Maker	Start Market Making
ELLAKTOR (CR)	Main Market
ALPHA FINANCE INVESTMENT SERVICES SINGLE MEMBER SA	18/03/2019
EUROBANK EQUITIES INVESTMENT FIRM SINGLE MEMBER SA	01/06/2012
EUROXX SECURITIES S.A.	24/09/2018
NATIONAL SECURITIES SINGLE MEMBER SA	02/01/1900
PIRAEUS SECURITIES S. A.	22/10/2018
ELTON SA (CR)	Main Market
OPTIMA BANK S.A.	30/01/2023
ELVALHALCOR (CR)	Main Market
ALPHA FINANCE INVESTMENT SERVICES SINGLE MEMBER SA	07/05/2018
BETA SECURITIES S.A.	09/01/2023
EUROBANK EQUITIES INVESTMENT FIRM SINGLE MEMBER SA	07/05/2018
EUROBANK HOLDINGS (CR)	Main Market
ALPHA FINANCE INVESTMENT SERVICES SINGLE MEMBER SA	09/01/2006
EUROBANK EQUITIES INVESTMENT FIRM SINGLE MEMBER SA	01/06/2012
GREENPOST TRADING EUROPE LTD	12/06/2023
HELLENIC AMERICAN SECURITIES S.A.	25/07/2014
LEON DEPOLAS SECURITIES S.A.	30/11/2018
MERIT SECURITIES S.A	06/11/2017
NATIONAL SECURITIES SINGLE MEMBER SA	02/01/1900
PIRAEUS SECURITIES S. A.	28/09/2009
EUROCONSULTANTS S.A. (CR)	Main Market
EUROBANK EQUITIES INVESTMENT FIRM SINGLE MEMBER SA	22/07/2014
OPTIMA BANK S.A.	01/02/2023
EYDAP S.A. (CR)	Main Market
ALPHA FINANCE INVESTMENT SERVICES SINGLE MEMBER SA	27/01/2020
EUROBANK EQUITIES INVESTMENT FIRM SINGLE MEMBER SA	10/06/2019
FOURLIS (CR)	Main Market
EUROBANK EQUITIES INVESTMENT FIRM SINGLE MEMBER SA	01/12/2016
PIRAEUS SECURITIES S. A.	06/03/2017
GEK TERNA (CR)	Main Market
BETA SECURITIES S.A.	08/03/2021
EUROBANK EQUITIES INVESTMENT FIRM SINGLE MEMBER SA	24/05/2021
PIRAEUS SECURITIES S. A.	29/08/2019
GR. SARANTIS S.A. (CR)	Main Market
BETA SECURITIES S.A.	14/05/2012
EUROBANK EQUITIES INVESTMENT FIRM SINGLE MEMBER SA	24/10/2016
PIRAEUS SECURITIES S. A.	02/04/2024
HELLENIC EXCHANGES-A.S.E. (CR)	Main Market
HELLENIC AMERICAN SECURITIES S.A.	01/09/2014
NATIONAL SECURITIES SINGLE MEMBER SA	02/01/1900
PIRAEUS SECURITIES S. A.	04/05/2015
HELLENIQ ENERGY (CR)	Main Market
ALPHA FINANCE INVESTMENT SERVICES SINGLE MEMBER SA	07/11/2023
EUROBANK EQUITIES INVESTMENT FIRM SINGLE MEMBER SA	01/11/2023
HELLENIC AMERICAN SECURITIES S.A.	14/09/2015
PIRAEUS SECURITIES S. A.	20/03/2017
IDEAL HOLDINGS (CR)	Main Market
EUROBANK EQUITIES INVESTMENT FIRM SINGLE MEMBER SA	07/06/2021
PIRAEUS SECURITIES S. A.	07/06/2021
INTERCONTINENTAL (CR)	Main Market
LEON DEPOLAS SECURITIES S.A.	03/06/2019
INTERLIFE G.C.I.(CR)	Main Market
PIRAEUS SECURITIES S. A.	22/01/2024
INTERWOOD-XYLEMPORIA (CR)	Main Market
EUROBANK EQUITIES INVESTMENT FIRM SINGLE MEMBER SA	05/07/2021
PANTELAKIS SECURITIES S.A.	01/07/2021
INTRAKAT (CR)	Main Market
BETA SECURITIES S.A.	04/10/2021
PANTELAKIS SECURITIES S.A.	10/10/2022
JUMBO SA (CR)	Main Market
BETA SECURITIES S.A.	01/02/2021
EUROBANK EQUITIES INVESTMENT FIRM SINGLE MEMBER SA	25/05/2020
GREENPOST TRADING EUROPE LTD	12/06/2023
MERIT SECURITIES S.A	06/11/2017
PIRAEUS SECURITIES S. A.	06/03/2017
KLOUKINAS - LAPPAS SA (CR)	Main Market
OPTIMA BANK S.A.	02/01/2023

List of Stocks under Market Making operations

Securities	Stock Category
Market Maker	Start Market Making
KRI-KRI S.A. (CR)	Main Market
EUROBANK EQUITIES INVESTMENT FIRM SINGLE MEMBER SA	07/05/2018
PIRAEUS SECURITIES S. A.	11/12/2023
LAMDA DEVELOPMENT SA (CR)	Main Market
EUROBANK EQUITIES INVESTMENT FIRM SINGLE MEMBER SA	08/12/2014
PANTELAKIS SECURITIES S.A.	06/11/2017
PIRAEUS SECURITIES S. A.	29/06/2017
LAMPASA HOTEL SA (CR)	Main Market
LEON DEPOLAS SECURITIES S.A.	16/01/2017
MOTODYNAMICS S.A. (CR)	Main Market
OPTIMA BANK S.A.	25/08/2023
MOTOR OIL (CR)	Main Market
BETA SECURITIES S.A.	08/03/2021
EUROBANK EQUITIES INVESTMENT FIRM SINGLE MEMBER SA	22/10/2006
GREENPOST TRADING EUROPE LTD	12/06/2023
LEON DEPOLAS SECURITIES S.A.	01/04/2019
MERIT SECURITIES S.A	25/02/2019
NATIONAL SECURITIES SINGLE MEMBER SA	02/01/1900
PIRAEUS SECURITIES S. A.	04/05/2015
MPLE KEDROS (CR)	Main Market
OPTIMA BANK S.A.	08/11/2023
OPTIMA BANK S.A.	16/10/2023
MYTILINEOS (CR)	Main Market
ALPHA FINANCE INVESTMENT SERVICES SINGLE MEMBER SA	15/04/2019
BETA SECURITIES S.A.	11/04/2022
EUROBANK EQUITIES INVESTMENT FIRM SINGLE MEMBER SA	20/09/2017
GREENPOST TRADING EUROPE LTD	12/06/2023
MERIT SECURITIES S.A	25/02/2019
NATIONAL SECURITIES SINGLE MEMBER SA	02/01/1900
PIRAEUS SECURITIES S. A.	04/05/2015
NAFPAKTOS TEXTILE (CR)	Main Market
OPTIMA BANK S.A.	29/01/2024
NATIONAL BANK (CR)	Main Market
ALPHA FINANCE INVESTMENT SERVICES SINGLE MEMBER SA	09/01/2006
EUROBANK EQUITIES INVESTMENT FIRM SINGLE MEMBER SA	22/10/2006
GREENPOST TRADING EUROPE LTD	12/06/2023
HELLENIC AMERICAN SECURITIES S.A.	25/07/2014
LEON DEPOLAS SECURITIES S.A.	20/05/2015
MERIT SECURITIES S.A	03/09/2012
NATIONAL SECURITIES SINGLE MEMBER SA	02/01/1900
PIRAEUS SECURITIES S. A.	08/09/2008
OPAP (CR)	Main Market
ALPHA FINANCE INVESTMENT SERVICES SINGLE MEMBER SA	09/01/2006
EUROBANK EQUITIES INVESTMENT FIRM SINGLE MEMBER SA	22/10/2006
GREENPOST TRADING EUROPE LTD	12/06/2023
HELLENIC AMERICAN SECURITIES S.A.	25/07/2014
MERIT SECURITIES S.A	20/03/2017
NATIONAL SECURITIES SINGLE MEMBER SA	02/01/1900
PIRAEUS SECURITIES S. A.	04/05/2015
OPTIMA BANK (CR)	Main Market
ALPHA FINANCE INVESTMENT SERVICES SINGLE MEMBER SA	12/12/2023
EUROBANK EQUITIES INVESTMENT FIRM SINGLE MEMBER SA	11/12/2023
OPTIMA BANK S.A.	06/11/2023
ORILINA PROPERTIES REIC (CR)	Main Market
EUROBANK EQUITIES INVESTMENT FIRM SINGLE MEMBER SA	11/12/2023
LEON DEPOLAS SECURITIES S.A.	11/12/2023
OTE (CR)	Main Market
ALPHA FINANCE INVESTMENT SERVICES SINGLE MEMBER SA	09/01/2006
EUROBANK EQUITIES INVESTMENT FIRM SINGLE MEMBER SA	22/10/2006
GREENPOST TRADING EUROPE LTD	12/06/2023
HELLENIC AMERICAN SECURITIES S.A.	25/07/2014
LEON DEPOLAS SECURITIES S.A.	20/04/2015
MERIT SECURITIES S.A	20/03/2017
NATIONAL SECURITIES SINGLE MEMBER SA	02/01/1900
PIRAEUS SECURITIES S. A.	08/09/2008
P.P.A. S.A. (CR)	Main Market
EUROBANK EQUITIES INVESTMENT FIRM SINGLE MEMBER SA	06/02/2019

List of Stocks under Market Making operations

Securities	Stock Category
Market Maker	Start Market Making
PAPOUTSANIS (CR)	Main Market
ALPHA FINANCE INVESTMENT SERVICES SINGLE MEMBER SA	19/11/2018
BETA SECURITIES S.A.	25/11/2013
PETROPOULOS PETROS (CR)	Main Market
EUROBANK EQUITIES INVESTMENT FIRM SINGLE MEMBER SA	01/04/2019
PANTELAKIS SECURITIES S.A.	16/03/2020
PIRAEUS FINANCIAL HOLD (CR)	Main Market
ALPHA FINANCE INVESTMENT SERVICES SINGLE MEMBER SA	15/04/2019
EUROBANK EQUITIES INVESTMENT FIRM SINGLE MEMBER SA	22/10/2006
EUROXX SECURITIES S.A.	15/02/2016
GREENPOST TRADING EUROPE LTD	12/06/2023
HELLENIC AMERICAN SECURITIES S.A.	25/07/2014
LEON DEPOLAS SECURITIES S.A.	30/11/2018
MERIT SECURITIES S.A	16/09/2013
NATIONAL SECURITIES SINGLE MEMBER SA	02/01/1900
PIRAEUS SECURITIES S. A.	16/02/2009
PPC (CR)	Main Market
ALPHA FINANCE INVESTMENT SERVICES SINGLE MEMBER SA	09/01/2006
BETA SECURITIES S.A.	01/02/2021
EUROBANK EQUITIES INVESTMENT FIRM SINGLE MEMBER SA	22/10/2006
GREENPOST TRADING EUROPE LTD	12/06/2023
HELLENIC AMERICAN SECURITIES S.A.	01/09/2014
MERIT SECURITIES S.A	06/11/2017
NATIONAL SECURITIES SINGLE MEMBER SA	02/01/1900
PIRAEUS SECURITIES S. A.	28/09/2009
PREMIA (CR)	Main Market
BETA SECURITIES S.A.	01/06/2021
LEON DEPOLAS SECURITIES S.A.	05/12/2022
PANTELAKIS SECURITIES S.A.	23/12/2021
PROFILE SA (CR)	Main Market
OPTIMA BANK S.A.	03/04/2023
PANTELAKIS SECURITIES S.A.	01/07/2019
QUALITY & RELIABILITY SA (CR)	Main Market
OPTIMA BANK S.A.	03/01/2023
QUEST HOLDINGS (CR)	Main Market
BETA SECURITIES S.A.	26/03/2018
EUROBANK EQUITIES INVESTMENT FIRM SINGLE MEMBER SA	28/01/2019
REVOIL (CR)	Main Market
BETA SECURITIES S.A.	26/06/2023
OPTIMA BANK S.A.	15/04/2024
SIDMA STEEL (CR)	Main Market
OPTIMA BANK S.A.	25/05/2023
SPACE HELLAS SA (CR)	Main Market
MERIT SECURITIES S.A	09/12/2022
TECHNICAL OLYMPIC SA (CR)	Main Market
OPTIMA BANK S.A.	05/07/2023
TERNA ENERGY (CR)	Main Market
EUROBANK EQUITIES INVESTMENT FIRM SINGLE MEMBER SA	24/05/2021
PIRAEUS SECURITIES S. A.	09/12/2019
THRACE PLASTICS SA (CR)	Main Market
ALPHA FINANCE INVESTMENT SERVICES SINGLE MEMBER SA	26/03/2018
LEON DEPOLAS SECURITIES S.A.	28/03/2024
PIRAEUS SECURITIES S. A.	02/04/2024
TITAN CEMENT (CB)	Main Market
BETA SECURITIES S.A.	01/02/2021
EUROBANK EQUITIES INVESTMENT FIRM SINGLE MEMBER SA	06/11/2019
PIRAEUS SECURITIES S. A.	18/01/2021
TRADE ESTATES REIC (CR)	Main Market
EUROBANK EQUITIES INVESTMENT FIRM SINGLE MEMBER SA	08/11/2023
EUROBANK EQUITIES INVESTMENT FIRM SINGLE MEMBER SA	10/11/2023
PANTELAKIS SECURITIES S.A.	08/11/2023
PANTELAKIS SECURITIES S.A.	10/11/2023
TZIRAKIAN PROFIL (CR)	Main Market
LEON DEPOLAS SECURITIES S.A.	19/07/2021
VIOHALCO SA/NV (CB)	Main Market
ALPHA FINANCE INVESTMENT SERVICES SINGLE MEMBER SA	11/03/2008
EUROBANK EQUITIES INVESTMENT FIRM SINGLE MEMBER SA	04/03/2014
MERIT SECURITIES S.A	17/03/2014

Underlying Asset				Derivatives Market													
Price max	Price min	Closing price	change	Delivery Month	Open price	Price max	Price min	Last price	Closing price	Last Bid	Last Ask	Fixing price*	Life high	Life low	Trades	Volume	Open Interest
FTSE/Athex Large Cap				(Trade Unit: 1 Index Point x 2E, Cash Settlement)													
3,642.03	3,586.14	3,590.16	-1.42%	June 2024	3,627.00	3,627.00	3,585.25	3,585.25	3,585.25	---	---	---	3,669.75	---	129	435	3,802
				July 2024	3,563.00	3,563.00	3,551.00	3,554.25	3,554.25	---	---	---	3,624.50	---	6	6	124
				August 2024	---	---	---	---	3,659.75	---	---	---	---	---	---	---	---
				September 2024	---	---	---	---	3,666.75	---	---	---	---	---	---	---	---
				December 2024	---	---	---	---	3,685.25	---	---	---	---	---	---	---	---
				March 2025	---	---	---	---	3,703.50	---	---	---	---	---	---	---	---
FTSE/Athex Banks				(Trade Unit: 1 Index Point x 15E, Cash Settlement)													
1,334.93	1,314.92	1,316.35	-1.39%	June 2024	---	---	---	---	1,341.00	---	---	---	1,345.50	---	---	---	873
				September 2024	---	---	---	---	1,344.00	---	---	---	---	---	---	---	---
				December 2024	---	---	---	---	1,350.75	---	---	---	---	---	---	---	---
				March 2025	---	---	---	---	1,357.50	---	---	---	---	---	---	---	---
MSCI GREECE REBASED				(Trade Unit: 1 Index Point x 2E, Cash Settlement)													
5,780.79	5,679.16	5,688.78	-1.59%	June 2024	---	---	---	---	5,757.00	---	---	---	5,705.00	---	---	---	13
				July 2024	---	---	---	---	5,693.25	---	---	---	5,636.00	---	---	---	---
				August 2024	---	---	---	---	5,808.75	---	---	---	---	---	---	---	---
				September 2024	---	---	---	---	5,820.00	---	---	---	---	---	---	---	---
				October 2024	---	---	---	---	5,829.00	---	---	---	---	---	---	---	---
				November 2024	---	---	---	---	5,838.00	---	---	---	---	---	---	---	---
				December 2024	---	---	---	---	5,849.25	---	---	---	---	---	---	---	---
				March 2025	---	---	---	---	5,878.50	---	---	---	---	---	---	---	---

Derivatives notes

Fixing prices and final open positions can be retrieved from the following path <http://www.helex.gr/el/web/guest/statistics-end-of-day-derivatives>

Underlying Asset				Derivatives Market													
Price max	Price min	Closing price	change	Delivery Month	Open price	Price max	Price min	Last price	Closing price	Last Bid	Last Ask	Fixing price*	Life high	Life low	Trades	Volume	Open Interest
ADMIE (IPTO) HOLDING S.A. (CR)				(Contract Size: 100 Securities, Physical Delivery)													
2.3	2.265	2.28	-0.65%	June 2024	2.32	2.32	2.28	2.29	2.29	---	---	---	2.44	---	37	661	26,847
				September 2024	---	---	---	---	2.27	---	---	---	2.39	---	---	---	760
				December 2024	---	---	---	---	2.32	---	---	---	---	---	---	---	---
				March 2025	---	---	---	---	2.33	---	---	---	---	---	---	---	---
AEGEAN AIRLINES (CR)				(Contract Size: 100 Securities, Physical Delivery)													
12.75	12.36	12.4	-2.21%	June 2024	12.70	12.70	12.49	12.49	12.49	---	---	---	12.79	---	12	44	4,046
				September 2024	---	---	---	---	12.77	---	---	---	---	---	---	---	---
				December 2024	---	---	---	---	12.83	---	---	---	---	---	---	---	---
				March 2025	---	---	---	---	12.89	---	---	---	---	---	---	---	---
ALPHA SERVICES HOLD (CR)				(Contract Size: 100 Securities, Physical Delivery)													
1.76	1.728	1.732	-2.04%	June 2024	1.76	1.76	1.73	1.74	1.74	---	---	---	1.82	---	249	7,636	172,418
				September 2024	1.77	1.77	1.74	1.74	1.74	---	---	---	1.79	---	7	680	3,123
				December 2024	---	---	---	---	1.79	---	---	---	---	---	---	---	---
				March 2025	---	---	---	---	1.80	---	---	---	---	---	---	---	---
ATHENS INTL AIRPORT (CR)				(Contract Size: 100 Securities, Physical Delivery)													
8.318	8.154	8.316	1.99%	June 2024	8.24	8.35	8.24	8.35	8.35	---	---	---	8.65	---	12	73	1,513
				September 2024	---	---	---	---	8.21	---	---	---	---	---	---	---	---
				December 2024	---	---	---	---	8.25	---	---	---	---	---	---	---	---
				March 2025	---	---	---	---	8.29	---	---	---	---	---	---	---	---
AUTOHELLAS SA (CR)				(Contract Size: 100 Securities, Physical Delivery)													
12.28	11.96	12	-3.23%	June 2024	---	---	---	---	11.88	---	---	---	13.67	---	---	---	207
				September 2024	---	---	---	---	12.48	---	---	---	---	---	---	---	---
				December 2024	---	---	---	---	12.55	---	---	---	---	---	---	---	---
				March 2025	---	---	---	---	12.61	---	---	---	---	---	---	---	---
AVAX S.A. (CR)				(Contract Size: 100 Securities, Physical Delivery)													
1.654	1.61	1.62	-1.10%	June 2024	1.64	1.65	1.63	1.65	1.65	---	---	---	1.72	---	6	14	965
				September 2024	---	---	---	---	1.65	---	---	---	---	---	---	---	---
				December 2024	---	---	---	---	1.66	---	---	---	---	---	---	---	---
				March 2025	---	---	---	---	1.67	---	---	---	---	---	---	---	---
CC HBC AG (CR)				(Contract Size: 100 Securities, Physical Delivery)													
32.9	32.52	32.54	-0.31%	June 2024	---	---	---	---	31.84	---	---	---	32.00	---	---	---	50
				September 2024	---	---	---	---	32.86	---	---	---	---	---	---	---	---
				December 2024	---	---	---	---	33.03	---	---	---	---	---	---	---	---
				March 2025	---	---	---	---	33.19	---	---	---	---	---	---	---	---

Derivatives notes

Fixing prices and final open positions can be retrieved from the following path <http://www.helex.gr/el/web/guest/statistics-end-of-day-derivatives>

Underlying Asset				Derivatives Market													
Price max	Price min	Closing price	change	Delivery Month	Open price	Price max	Price min	Last price	Closing price	Last Bid	Last Ask	Fixing price*	Life high	Life low	Trades	Volume	Open Interest
CENERGY HOLDINGS (CB)																	
(Contract Size: 100 Securities, Physical Delivery)																	
8.93	8.5	8.65	-1.93%	June 2024	8.80	8.89	8.62	8.62	8.62	---	---	---	8.89	---	11	51	4,033
				September 2024	---	---	---	---	8.88	---	---	---	---	---	---	---	---
				December 2024	---	---	---	---	8.92	---	---	---	---	---	---	---	---
				March 2025	---	---	---	---	8.97	---	---	---	---	---	---	---	---
ELLAKTOR (CR)																	
(Contract Size: 100 Securities, Physical Delivery)																	
2.715	2.61	2.61	-3.15%	June 2024	2.69	2.69	2.62	2.63	2.63	---	---	---	2.83	---	64	501	4,663
				September 2024	---	---	---	---	2.68	---	---	---	2.70	---	---	---	15
				December 2024	---	---	---	---	2.73	---	---	---	---	---	---	---	---
				March 2025	---	---	---	---	2.74	---	---	---	---	---	---	---	---
ELVALHALCOR (CR)																	
(Contract Size: 100 Securities, Physical Delivery)																	
2.115	2.06	2.06	-1.20%	June 2024	2.10	2.10	2.08	2.08	2.08	---	---	---	2.28	---	30	183	4,893
				September 2024	---	---	---	---	2.12	---	---	---	1.82	---	---	---	50
				December 2024	---	---	---	---	2.11	---	---	---	---	---	---	---	---
				March 2025	---	---	---	---	2.12	---	---	---	---	---	---	---	---
EUROBANK HOLDINGS (CR)																	
(Contract Size: 100 Securities, Physical Delivery)																	
2.146	2.095	2.103	-1.36%	June 2024	2.11	2.14	2.10	2.12	2.12	---	---	---	2.19	---	37	885	28,743
				September 2024	2.10	2.10	2.10	2.10	2.10	---	---	---	2.16	---	1	2	44
				December 2024	---	---	---	---	2.16	---	---	---	---	---	---	---	---
				March 2025	---	---	---	---	2.17	---	---	---	---	---	---	---	---
EYDAP S.A. (CR)																	
(Contract Size: 100 Securities, Physical Delivery)																	
6.05	5.85	5.94	-1.49%	June 2024	5.89	5.94	5.88	5.94	5.94	---	---	---	6.10	---	6	32	4,356
				September 2024	---	---	---	---	6.07	---	---	---	---	---	---	---	---
				December 2024	---	---	---	---	6.10	---	---	---	---	---	---	---	---
				March 2025	---	---	---	---	6.13	---	---	---	---	---	---	---	---
FOURLIS (CR)																	
(Contract Size: 100 Securities, Physical Delivery)																	
4.19	4.08	4.1	-2.38%	June 2024	4.13	4.14	4.13	4.13	4.13	---	---	---	4.38	---	6	26	1,128
				September 2024	---	---	---	---	4.21	---	---	---	4.19	---	---	---	5
				December 2024	---	---	---	---	4.25	---	---	---	---	---	---	---	---
				March 2025	---	---	---	---	4.27	---	---	---	---	---	---	---	---
GEK TERNA (CR)																	
(Contract Size: 100 Securities, Physical Delivery)																	
16.44	16.16	16.28	-1.33%	June 2024	16.49	16.49	16.27	16.35	16.35	---	---	---	17.26	---	26	142	15,767
				September 2024	---	---	---	---	16.88	---	---	---	15.80	---	---	---	30
				December 2024	---	---	---	---	16.70	---	---	---	---	---	---	---	---
				March 2025	---	---	---	---	16.78	---	---	---	---	---	---	---	---

Derivatives notes

Fixing prices and final open positions can be retrieved from the following path <http://www.helex.gr/el/web/guest/statistics-end-of-day-derivatives>

Underlying Asset				Derivatives Market													
Price max	Price min	Closing price	change	Delivery Month	Open price	Price max	Price min	Last price	Closing price	Last Bid	Last Ask	Fixing price*	Life high	Life low	Trades	Volume	Open Interest
HELLENIC EXCHANGES-A.S.E. (CR)				(Contract Size: 100 Securities, Physical Delivery)													
5.3	5.13	5.13	-3.21%	June 2024	5.25	5.25	5.19	5.20	5.20	---	---	---	5.71	---	13	31	8,657
				September 2024	---	---	---	---	5.16	---	---	---	5.25	---	---	---	8
				December 2024	---	---	---	---	5.36	---	---	---	---	---	---	---	---
				March 2025	---	---	---	---	5.39	---	---	---	---	---	---	---	---
HELLENiQ ENERGY (CR)				(Contract Size: 100 Securities, Physical Delivery)													
8.66	8.39	8.4	-3.00%	June 2024	8.65	8.65	8.42	8.45	8.45	---	---	---	8.86	---	25	87	5,492
				September 2024	---	---	---	---	8.72	---	---	---	---	---	---	---	---
				December 2024	---	---	---	---	8.76	---	---	---	---	---	---	---	---
				March 2025	---	---	---	---	8.81	---	---	---	---	---	---	---	---
INTRACOM HOLDINGS (CR)				(Contract Size: 100 Securities, Physical Delivery)													
3.81	3.625	3.69	-0.81%	June 2024	3.71	3.71	3.68	3.71	3.71	---	---	---	4.30	---	19	73	7,998
				September 2024	---	---	---	---	3.75	---	---	---	---	---	---	---	---
				December 2024	---	---	---	---	3.76	---	---	---	---	---	---	---	---
				March 2025	---	---	---	---	3.78	---	---	---	---	---	---	---	---
INTRAKAT (CR)				(Contract Size: 100 Securities, Physical Delivery)													
5.3	5.12	5.2	-0.38%	June 2024	5.07	5.08	5.04	5.06	5.06	---	---	---	5.66	---	17	43	2,166
				September 2024	---	---	---	---	5.26	---	---	---	---	---	---	---	---
				December 2024	---	---	---	---	5.28	---	---	---	---	---	---	---	---
				March 2025	---	---	---	---	5.31	---	---	---	---	---	---	---	---
JUMBO SA (CR)				(Contract Size: 100 Securities, Physical Delivery)													
27.48	26.7	27.2	-0.15%	June 2024	27.43	27.43	26.87	26.99	26.99	---	---	---	29.93	---	16	27	561
				September 2024	---	---	---	---	27.42	---	---	---	---	---	---	---	---
				December 2024	---	---	---	---	27.56	---	---	---	---	---	---	---	---
				March 2025	---	---	---	---	27.70	---	---	---	---	---	---	---	---
LAMDA DEVELOPMENT SA (CR)				(Contract Size: 100 Securities, Physical Delivery)													
6.91	6.8	6.8	-0.58%	June 2024	6.89	6.92	6.89	6.92	6.92	---	---	---	7.20	---	5	11	7,533
				September 2024	---	---	---	---	6.89	---	---	---	---	---	---	---	---
				December 2024	---	---	---	---	6.92	---	---	---	---	---	---	---	---
				March 2025	---	---	---	---	6.96	---	---	---	---	---	---	---	---
MIG (CR)				(Contract Size: 100 Securities, Physical Delivery)													
4	3.875	3.98	1.79%	June 2024	3.92	3.96	3.92	3.96	3.96	---	---	---	4.25	---	3	11	143
				September 2024	---	---	---	---	3.94	---	---	---	---	---	---	---	---
				December 2024	---	---	---	---	3.96	---	---	---	---	---	---	---	---
				March 2025	---	---	---	---	3.98	---	---	---	---	---	---	---	---

Derivatives notes

Fixing prices and final open positions can be retrieved from the following path <http://www.helex.gr/el/web/guest/statistics-end-of-day-derivatives>

Underlying Asset				Derivatives Market													
Price max	Price min	Closing price	change	Delivery Month	Open price	Price max	Price min	Last price	Closing price	Last Bid	Last Ask	Fixing price*	Life high	Life low	Trades	Volume	Open Interest
MOTOR OIL (CR)				(Contract Size: 100 Securities, Physical Delivery)													
27.82	26.92	27.82	3.34%	June 2024	27.25	27.88	27.25	27.88	27.88	---	---	---	28.00	---	27	88	465
				September 2024	---	---	---	---	27.10	---	---	---	---	---	---	---	---
				December 2024	---	---	---	---	27.24	---	---	---	---	---	---	---	---
				March 2025	---	---	---	---	27.37	---	---	---	---	---	---	---	---
MYTILINEOS (CR)				(Contract Size: 100 Securities, Physical Delivery)													
37.32	36.5	37.02	-4.93%	June 2024	36.90	37.50	36.75	37.19	37.19	---	---	---	39.58	---	217	873	5,283
				September 2024	36.90	36.90	36.35	36.35	36.35	---	---	---	38.35	---	51	368	212
				December 2024	---	---	---	---	39.40	---	---	---	---	---	---	---	---
				March 2025	---	---	---	---	39.60	---	---	---	---	---	---	---	---
NATIONAL BANK (CR)				(Contract Size: 100 Securities, Physical Delivery)													
8.474	8.336	8.36	-1.06%	June 2024	8.43	8.48	8.35	8.36	8.36	---	---	---	8.67	---	66	613	10,881
				September 2024	---	---	---	---	8.55	---	---	---	7.04	---	---	---	40
				December 2024	---	---	---	---	8.55	---	---	---	---	---	---	---	---
				March 2025	---	---	---	---	8.59	---	---	---	---	---	---	---	---
OPAP (CR)				(Contract Size: 100 Securities, Physical Delivery)													
15.26	14.88	14.88	-1.98%	June 2024	15.30	15.30	15.00	15.00	15.00	---	---	---	16.99	---	62	316	2,372
				September 2024	---	---	---	---	15.28	---	---	---	---	---	---	---	---
				December 2024	---	---	---	---	15.36	---	---	---	---	---	---	---	---
				March 2025	---	---	---	---	15.44	---	---	---	---	---	---	---	---
OPTIMA BANK (CR)				(Contract Size: 100 Securities, Physical Delivery)													
11.74	11.58	11.68	0.00%	June 2024	---	---	---	---	11.29	---	---	---	11.40	---	---	---	194
				September 2024	---	---	---	---	11.76	---	---	---	---	---	---	---	---
				December 2024	---	---	---	---	11.82	---	---	---	---	---	---	---	---
				March 2025	---	---	---	---	11.88	---	---	---	---	---	---	---	---
OTE (CR)				(Contract Size: 100 Securities, Physical Delivery)													
14.2	13.8	13.8	-2.89%	June 2024	14.16	14.23	13.89	13.89	13.89	---	---	---	14.58	---	28	92	6,040
				September 2024	---	---	---	---	14.18	---	---	---	14.26	---	---	---	3
				December 2024	---	---	---	---	14.38	---	---	---	---	---	---	---	---
				March 2025	---	---	---	---	14.45	---	---	---	---	---	---	---	---
P.P.A. S.A. (CR)				(Contract Size: 100 Securities, Physical Delivery)													
24.6	24.35	24.45	-0.20%	June 2024	---	---	---	---	24.43	---	---	---	28.71	---	---	---	128
				September 2024	---	---	---	---	24.67	---	---	---	---	---	---	---	---
				December 2024	---	---	---	---	24.79	---	---	---	---	---	---	---	---
				March 2025	---	---	---	---	24.91	---	---	---	---	---	---	---	---

Derivatives notes

Fixing prices and final open positions can be retrieved from the following path <http://www.helex.gr/el/web/guest/statistics-end-of-day-derivatives>

Underlying Asset				Derivatives Market													
Price max	Price min	Closing price	change	Delivery Month	Open price	Price max	Price min	Last price	Closing price	Last Bid	Last Ask	Fixing price*	Life high	Life low	Trades	Volume	Open Interest
(Contract Size: 100 Securities, Physical Delivery)																	
PIRAEUS FINANCIAL HOLD (CR)																	
3.838	3.785	3.792	-1.35%	June 2024	3.88	3.88	3.81	3.82	3.82	---	---	---	4.26	---	271	6,758	96,836
				September 2024	3.90	3.90	3.86	3.86	3.86	---	---	---	4.05	---	7	463	943
				December 2024	---	---	---	---	3.89	---	---	---	---	---	---	---	---
				March 2025	---	---	---	---	3.91	---	---	---	---	---	---	---	---
(Contract Size: 100 Securities, Physical Delivery)																	
PPC (CR)																	
11.99	11.59	11.72	-1.51%	June 2024	11.98	12.00	11.65	11.74	11.74	---	---	---	12.75	---	143	752	33,797
				September 2024	11.88	11.88	11.60	11.83	11.83	---	---	---	11.88	---	10	190	112
				December 2024	---	---	---	---	12.04	---	---	---	---	---	---	---	---
				March 2025	---	---	---	---	12.10	---	---	---	---	---	---	---	---
(Contract Size: 100 Securities, Physical Delivery)																	
QUEST HOLDINGS (CR)																	
5.78	5.68	5.71	-0.70%	June 2024	5.73	5.76	5.72	5.76	5.76	---	---	---	6.29	---	4	4	308
				September 2024	---	---	---	---	5.79	---	---	---	---	---	---	---	---
				December 2024	---	---	---	---	5.82	---	---	---	---	---	---	---	---
				March 2025	---	---	---	---	5.85	---	---	---	---	---	---	---	---
(Contract Size: 100 Securities, Physical Delivery)																	
TERNA ENERGY (CR)																	
18.21	17.87	18.1	-0.44%	June 2024	18.25	18.25	17.94	18.20	18.20	---	---	---	19.00	---	57	241	32,382
				September 2024	---	---	---	---	18.30	---	---	---	---	---	---	---	---
				December 2024	---	---	---	---	18.40	---	---	---	---	---	---	---	---
				March 2025	---	---	---	---	18.49	---	---	---	---	---	---	---	---
(Contract Size: 100 Securities, Physical Delivery)																	
TITAN CEMENT (CB)																	
32.05	31	31.85	1.43%	June 2024	31.11	31.87	31.03	31.81	31.81	---	---	---	32.00	---	21	62	200
				September 2024	---	---	---	---	31.61	---	---	---	---	---	---	---	---
				December 2024	---	---	---	---	31.77	---	---	---	---	---	---	---	---
				March 2025	---	---	---	---	31.93	---	---	---	---	---	---	---	---
(Contract Size: 100 Securities, Physical Delivery)																	
VIOHALCO SA/NV (CB)																	
6.56	6.29	6.32	-2.77%	June 2024	6.36	6.59	6.34	6.35	6.35	---	---	---	6.59	---	66	246	4,940
				September 2024	6.34	6.34	6.34	6.34	6.34	---	---	---	6.50	---	1	10	15
				December 2024	---	---	---	---	6.58	---	---	---	---	---	---	---	---
				March 2025	---	---	---	---	6.61	---	---	---	---	---	---	---	---

Derivatives notes

Fixing prices and final open positions can be retrieved from the following path <http://www.helex.gr/el/web/guest/statistics-end-of-day-derivatives>

FTSE/Athex Large Cap

(Trade Unit: 1 Index Point x 2€ - Exercise Style: European, Cash Settlement)

Call Options																Put Options																							
June 2024								July 2024								Other Months				June 2024								July 2024								Other Months			
Exercise Price	Open price	Price max	Price min	Last price	Closing price	Volume	Open Interest	Open price	Price max	Price min	Last price	Closing price	Volume	Open Interest	Volume	Open Interest	Open price	Price max	Price min	Last price	Closing price	Volume	Open Interest	Open price	Price max	Price min	Last price	Closing price	Volume	Open Interest	Volume	Open Interest	Exercise Price						
2,450	0.00	0.00	0.00	-	1,190.00	-	-	-	-	-	-	-	-	-	-	-	0.00	0.00	0.00	-	0.02	-	-	-	-	-	-	-	-	-	-	2,450							
2,500	0.00	0.00	0.00	-	1,140.00	-	-	-	-	-	-	-	-	-	-	-	0.00	0.00	0.00	-	0.01	-	-	-	-	-	-	-	-	-	-	2,500							
2,550	0.00	0.00	0.00	-	1,090.00	-	-	-	-	-	-	-	-	-	-	-	0.00	0.00	0.00	-	0.01	-	-	-	-	-	-	-	-	-	-	2,550							
2,600	0.00	0.00	0.00	-	1,040.00	-	-	-	-	-	-	-	-	-	-	-	0.00	0.00	0.00	-	0.01	-	-	-	-	-	-	-	-	-	-	2,600							
2,650	0.00	0.00	0.00	-	991.00	-	-	-	-	-	-	-	-	-	-	-	0.00	0.00	0.00	-	0.01	-	-	-	-	-	-	-	-	-	-	2,650							
2,700	0.00	0.00	0.00	-	941.00	-	-	-	-	-	-	-	-	-	-	-	0.00	0.00	0.00	-	0.01	-	-	-	-	-	-	-	-	-	-	2,700							
2,750	0.00	0.00	0.00	-	891.00	-	-	-	-	-	-	-	-	-	-	-	0.00	0.00	0.00	-	0.01	-	-	-	-	-	-	-	-	-	-	2,750							
2,800	0.00	0.00	0.00	-	841.00	-	-	-	-	-	-	-	-	-	-	-	0.00	0.00	0.00	-	0.01	-	-	-	-	-	-	-	-	-	-	2,800							
2,850	0.00	0.00	0.00	-	791.00	-	-	-	-	-	-	-	-	-	-	-	0.00	0.00	0.00	-	0.01	-	-	-	-	-	-	-	-	-	-	2,850							
2,900	0.00	0.00	0.00	-	741.00	-	-	-	-	-	-	-	-	-	-	-	0.00	0.00	0.00	-	0.01	-	-	-	-	-	-	-	-	-	-	2,900							
2,950	0.00	0.00	0.00	-	691.00	-	-	-	-	-	-	-	-	-	-	-	0.00	0.00	0.00	-	0.01	-	-	-	-	-	-	-	-	-	-	2,950							
3,000	0.00	0.00	0.00	-	641.00	-	-	-	-	-	-	-	-	-	-	-	0.00	0.00	0.00	-	0.02	-	-	-	-	-	-	-	-	-	-	3,000							
3,050	0.00	0.00	0.00	-	591.00	-	-	-	-	-	-	-	-	-	-	-	0.00	0.00	0.00	-	0.05	-	-	-	-	-	-	-	-	-	-	3,050							
3,100	0.00	0.00	0.00	-	541.00	-	-	-	-	-	-	-	-	-	-	-	0.00	0.00	0.00	-	0.13	-	-	-	-	-	-	-	-	-	-	3,100							
3,150	0.00	0.00	0.00	-	492.00	-	-	0.00	0.00	0.00	-	460.00	-	-	-	-	0.00	0.00	0.00	-	0.32	-	-	0.00	0.00	0.00	-	5.00	-	-	-	3,150							
3,200	0.00	0.00	0.00	-	442.00	-	-	0.00	0.00	0.00	-	413.00	-	-	-	-	0.00	0.00	0.00	-	0.75	-	-	0.00	0.00	0.00	-	8.00	-	-	-	3,200							
3,250	0.00	0.00	0.00	-	393.00	-	-	0.00	0.00	0.00	-	367.00	-	-	-	-	0.00	0.00	0.00	-	1.60	-	-	0.00	0.00	0.00	-	12.50	-	-	-	3,250							
3,300	0.00	0.00	0.00	-	345.00	-	-	0.00	0.00	0.00	-	324.00	-	-	-	-	0.00	0.00	0.00	-	3.30	-	-	0.00	0.00	0.00	-	18.50	-	-	-	3,300							
3,350	0.00	0.00	0.00	-	298.00	-	-	0.00	0.00	0.00	-	282.00	-	-	-	-	0.00	0.00	0.00	-	6.20	-	57	0.00	0.00	0.00	-	26.75	-	-	-	3,350							
3,400	0.00	0.00	0.00	-	253.00	-	-	0.00	0.00	0.00	-	243.00	-	-	-	-	0.00	0.00	0.00	-	11.00	-	3	0.00	0.00	0.00	-	37.50	-	-	-	3,400							
3,450	0.00	0.00	0.00	-	210.00	-	40	0.00	0.00	0.00	-	207.00	-	-	-	-	0.00	0.00	0.00	-	18.25	-	10	0.00	0.00	0.00	-	51.00	-	-	-	3,450							
3,500	0.00	0.00	0.00	-	171.00	-	102	0.00	0.00	0.00	-	174.00	-	-	-	-	0.00	0.00	0.00	-	28.75	-	50	0.00	0.00	0.00	-	68.00	-	-	-	3,500							
3,550	0.00	0.00	0.00	-	135.00	-	21	0.00	0.00	0.00	-	144.00	-	-	-	-	57.50	0.00	57.50	57.50	57.50	20	90	0.00	0.00	0.00	-	88.00	-	-	-	3,550							
3,600	0.00	0.00	0.00	-	105.00	-	20	102.00	102.00	94.00	94.00	94.00	2	-	-	-	0.00	0.00	0.00	-	62.50	-	120	0.00	0.00	0.00	-	112.00	-	-	-	3,600							
3,650	0.00	0.00	0.00	-	78.50	-	3	81.50	81.50	81.50	81.50	81.50	20	-	-	-	0.00	0.00	0.00	-	86.50	-	60	0.00	0.00	0.00	-	139.00	-	-	-	3,650							
3,700	0.00	0.00	0.00	-	57.50	-	25	0.00	0.00	0.00	-	75.00	-	20	-	-	0.00	0.00	0.00	-	115.00	-	21	185.00	197.00	185.00	196.00	196.00	40	-	-	3,700							
3,750	0.00	0.00	0.00	-	40.50	-	-	0.00	0.00	0.00	-	59.00	-	20	-	-	0.00	0.00	0.00	-	148.00	-	-	0.00	0.00	0.00	-	202.00	-	-	-	3,750							
3,800	16.00	16.00	16.00	16.00	16.00	3	20	0.00	0.00	0.00	-	45.50	-	-	-	-	0.00	16.00	0.00	-	185.00	-	-	0.00	0.00	0.00	-	239.00	-	-	-	3,800							
3,850	0.00	0.00	0.00	-	18.50	-	15	0.00	0.00	0.00	-	34.50	-	-	-	-	0.00	0.00	0.00	-	226.00	-	-	0.00	0.00	0.00	-	278.00	-	-	-	3,850							
3,900	0.00	0.00	0.00	-	11.75	-	-	0.00	0.00	0.00	-	25.75	-	-	-	-	0.00	0.00	0.00	-	269.00	-	-	0.00	0.00	0.00	-	319.00	-	-	-	3,900							
Totals:						3	246						22	40	0	0						20	411				40	0	0	0									
Number of Trades:						1							3		0							1					3		0										

ALPHA SERVICES HOLD (CR)

(Contract Size: 100 Securities, Exercise Style: American, Physical Delivery)

Call Options														Put Options																			
Exercise Price	June 2024						July 2024						Other Months		June 2024						July 2024						Other Months		Exercise Price				
	Open price	Price max	Price min	Last price	Closing price	Volume	Open Interest	Open price	Price max	Price min	Last price	Closing price	Volume	Open Interest	Volume	Open Interest	Open price	Price max	Price min	Last price	Closing price	Volume	Open Interest	Open price	Price max	Price min	Last price	Closing price		Volume	Open Interest	Volume	Open Interest
0.850	0.000	0.000	0.000	0.921	-	-											0.000	0.000	0.000	0.001	-	-											0.009
0.900	0.000	0.000	0.000	0.872	-	-											0.000	0.000	0.000	0.002	-	-											0.009
0.950	0.000	0.000	0.000	0.822	-	-											0.000	0.000	0.000	0.004	-	-											0.010
1.000	0.000	0.000	0.000	0.772	-	-											0.000	0.000	0.000	0.001	-	-											0.010
1.100	0.000	0.000	0.000	0.672	-	-	0.000	0.000	0.000	0.674	-	-					0.000	0.000	0.000	0.001	-	-	0.000	0.000	0.000	0.001	-	-					0.011
1.200	0.000	0.000	0.000	0.572	-	-	0.000	0.000	0.000	0.574	-	-					0.000	0.000	0.000	0.001	-	-	0.000	0.000	0.000	0.001	-	-					0.012
1.300	0.000	0.000	0.000	0.472	-	-	0.000	0.000	0.000	0.474	-	-					0.000	0.000	0.000	0.001	-	-	0.000	0.000	0.000	0.001	-	-					0.013
1.400	0.000	0.000	0.000	0.373	-	-	0.000	0.000	0.000	0.376	-	-					0.000	0.000	0.000	0.001	-	-	0.000	0.000	0.000	0.002	-	-					0.014
1.500	0.000	0.000	0.000	0.275	-	-	0.000	0.000	0.000	0.282	-	-					0.000	0.000	0.000	0.003	-	-	0.000	0.000	0.000	0.007	-	-					0.015
1.600	0.000	0.000	0.000	0.185	-	-	0.000	0.000	0.000	0.196	-	-					0.000	0.000	0.000	0.013	-	-	0.000	0.000	0.000	0.021	-	-					0.016
1.700	0.000	0.000	0.000	0.111	-	-	0.000	0.000	0.000	0.126	-	-					0.000	0.000	0.000	0.038	-	-	0.000	0.000	0.000	0.051	-	-					0.017
1.800	0.000	0.000	0.000	0.058	-	-	0.000	0.000	0.000	0.074	-	-					0.000	0.000	0.000	0.085	-	-	0.000	0.000	0.000	0.099	-	-					0.018
1.900	0.000	0.000	0.000	0.026	-	-	0.000	0.000	0.000	0.039	-	-					0.000	0.000	0.000	0.153	-	-	0.000	0.000	0.000	0.164	-	-					0.019
2.000	0.000	0.000	0.000	0.010	-	-	0.000	0.000	0.000	0.019	-	-					0.000	0.000	0.000	0.237	-	-	0.000	0.000	0.000	0.244	-	-					0.020
2.200	0.000	0.000	0.000	0.001	-	-	0.000	0.000	0.000	0.003	-	-					0.000	0.000	0.000	0.430	-	-	0.000	0.000	0.000	0.431	-	-					0.022
2.400	0.000	0.000	0.000	0.001	-	-	0.000	0.000	0.000	0.001	-	-					0.000	0.000	0.000	0.630	-	-	0.000	0.000	0.000	0.630	-	-					0.024
2.600	0.000	0.000	0.000	0.001	-	-	0.000	0.000	0.000	0.001	-	-					0.000	0.000	0.000	0.830	-	-	0.000	0.000	0.000	0.830	-	-					0.026
Totals:						0	0						0	0	0	0							0	0					0	0			
Number of Trades:						0							0		0		0.00						0						0				

NATIONAL BANK (CR)

(Contract Size: 100 Securities, Exercise Style: American, Physical Delivery)

Call Options														Put Options																		
June 2024							July 2024							Other Months		June 2024							July 2024							Other Months		Exercise Price
Open price	Price max	Price min	Last price	Closing price	Volume	Open Interest	Open price	Price max	Price min	Last price	Closing price	Volume	Open Interest	Volume	Open Interest	Open price	Price max	Price min	Last price	Closing price	Volume	Open Interest	Open price	Price max	Price min	Last price	Closing price	Volume	Open Interest	Volume	Open Interest	
3.400	0.000	0.000	0.000	5.06	-	-										0.000	0.000	0.000	0.001	-	-											0.034
3.600	0.000	0.000	0.000	4.86	-	-										0.000	0.000	0.000	0.001	-	-											0.036
3.800	0.000	0.000	0.000	4.66	-	-										0.000	0.000	0.000	0.001	-	-											0.038
4.000	0.000	0.000	0.000	4.46	-	-										0.000	0.000	0.000	0.001	-	-											0.040
4.400	0.000	0.000	0.000	4.06	-	-										0.000	0.000	0.000	0.001	-	-											0.044
4.800	0.000	0.000	0.000	3.66	-	-										0.000	0.000	0.000	0.001	-	-											0.048
5.200	0.000	0.000	0.000	3.26	-	-	0.000	0.000	0.000		3.27	-	-			0.000	0.000	0.000	0.001	-	-	0.000	0.000	0.000	0.001	-	-					0.052
5.600	0.000	0.000	0.000	2.86	-	-	0.000	0.000	0.000		2.87	-	-			0.000	0.000	0.000	0.001	-	-	0.000	0.000	0.000	0.001	-	-					0.056
6.000	0.000	0.000	0.000	2.46	-	-	0.000	0.000	0.000		2.47	-	-			0.000	0.000	0.000	0.001	-	-	0.000	0.000	0.000	0.001	-	-					0.060
6.400	0.000	0.000	0.000	2.06	-	-	0.000	0.000	0.000		2.07	-	-			0.000	0.000	0.000	0.002	-	-	0.000	0.000	0.000	0.004	-	-					0.064
6.800	0.000	0.000	0.000	1.66	-	-	0.000	0.000	0.000		1.69	-	-			0.000	0.000	0.000	0.002	-	-	0.000	0.000	0.000	0.015	-	-					0.068
7.200	0.000	0.000	0.000	1.27	-	-	0.000	0.000	0.000		1.32	-	-			0.000	0.000	0.000	0.010	-	-	0.000	0.000	0.000	0.045	-	-					0.072
7.600	0.000	0.000	0.000	0.903	-	30	0.000	0.000	0.000		0.981	-	-			0.000	0.000	0.000	0.040	-	324	0.000	0.000	0.000	0.106	-	-					0.076
8.000	0.000	0.000	0.000	0.582	-	-	0.000	0.000	0.000		0.695	-	-			0.000	0.000	0.000	0.119	-	-	0.000	0.000	0.000	0.220	-	-					0.080
8.400	0.000	0.000	0.000	0.335	-	-	0.000	0.000	0.000		0.462	-	-			0.000	0.000	0.000	0.271	-	10	0.000	0.000	0.000	0.387	-	-					0.084
8.800	0.000	0.000	0.000	0.170	-	-	0.000	0.000	0.000		0.290	-	-			0.000	0.000	0.000	0.507	-	-	0.000	0.000	0.000	0.615	-	-					0.088
9.200	0.000	0.000	0.000	0.076	-	-	0.000	0.000	0.000		0.174	-	-			0.000	0.000	0.000	0.813	-	-	0.000	0.000	0.000	0.899	-	-					0.092
9.600	0.000	0.000	0.000	0.028	-	-	0.000	0.000	0.000		0.097	-	-			0.000	0.000	0.000	1.17	-	-	0.000	0.000	0.000	1.22	-	-					0.096
10.000	0.000	0.000	0.000	0.010	-	-	0.000	0.000	0.000		0.051	-	-			0.000	0.000	0.000	1.55	-	-	0.000	0.000	0.000	1.58	-	-					0.100
11.000	0.000	0.000	0.000	0.001	-	-	0.000	0.000	0.000		0.008	-	-			0.000	0.000	0.000	2.55	-	-	0.000	0.000	0.000	2.55	-	-					0.110
Totals:					0	30					0	0	0	0	0						0	334						0	0	0	0	0
Number of Trades:					0						0	0	0	0	0						0.00						0	0	0	0	0	

OPAP (CR)

(Contract Size: 100 Securities, Exercise Style: American, Physical Delivery)

Call Options														Put Options																			
Exercise Price	June 2024						July 2024						Other Months		June 2024						July 2024						Other Months		Exercise Price				
	Open price	Price max	Price min	Last price	Closing price	Volume	Open Interest	Open price	Price max	Price min	Last price	Closing price	Volume	Open Interest	Volume	Open Interest	Open price	Price max	Price min	Last price	Closing price	Volume	Open Interest	Open price	Price max	Price min	Last price	Closing price		Volume	Open Interest	Volume	Open Interest
9.600	0.000	0.000	0.000		5.60	-	-									0.000	0.000	0.000		0.001	-	-											0.096
10.000	0.000	0.000	0.000		5.20	-	-	0.000	0.000	0.000		5.21	-	-		0.000	0.000	0.000		0.001	-	-		0.000	0.000	0.000		0.001	-	-		0.100	
11.000	0.000	0.000	0.000		4.20	-	-	0.000	0.000	0.000		4.22	-	-		0.000	0.000	0.000		0.001	-	-		0.000	0.000	0.000		0.001	-	-		0.110	
12.000	0.000	0.000	0.000		3.20	-	-	0.000	0.000	0.000		3.22	-	-		0.000	0.000	0.000		0.001	-	-		0.000	0.000	0.000		0.003	-	-		0.120	
13.000	0.000	0.000	0.000		2.21	-	-	0.000	0.000	0.000		2.25	-	-		0.000	0.000	0.000		0.003	-	-		0.000	0.000	0.000		0.028	-	-		0.130	
14.000	0.000	0.000	0.000		1.26	-	-	0.000	0.000	0.000		1.37	-	-		0.000	0.000	0.000		0.056	-	-		0.180	0.180	0.180	0.180	0.180	11	0		0.140	
15.000	0.000	0.000	0.000		0.526	-	-	0.000	0.000	0.000		0.701	-	-		0.000	0.000	0.000		0.322	-	20		0.000	0.000	0.000		0.475	-	-		0.150	
16.000	0.000	0.000	0.000		0.144	-	-	0.000	0.000	0.000		0.287	-	-		0.000	0.000	0.000		0.941	-	-		0.000	0.000	0.000		1.06	-	-		0.160	
17.000	0.000	0.000	0.000		0.024	-	33	0.000	0.000	0.000		0.096	-	-		0.000	0.000	0.000		1.83	-	-		0.000	0.000	0.000		1.88	-	-		0.170	
18.000	0.000	0.000	0.000		0.002	-	-	0.000	0.000	0.000		0.026	-	-		0.000	0.000	0.000		2.82	-	-		0.000	0.000	0.000		2.82	-	-		0.180	
19.000	0.000	0.000	0.000		0.001	-	-	0.000	0.000	0.000		0.006	-	-		0.000	0.000	0.000		3.82	-	-		0.000	0.000	0.000		3.82	-	-		0.190	
20.000	0.000	0.000	0.000		0.001	-	-	0.000	0.000	0.000		0.001	-	-		0.000	0.000	0.000		4.82	-	-		0.000	0.000	0.000		4.82	-	-		0.200	
22.000	0.000	0.000	0.000		0.001	-	-	0.000	0.000	0.000		0.001	-	-		0.000	0.000	0.000		6.82	-	-		0.000	0.000	0.000		6.82	-	-		0.220	
24.000	0.000	0.000	0.000		0.001	-	-	0.000	0.000	0.000		0.001	-	-		0.000	0.000	0.000		8.82	-	-		0.000	0.000	0.000		8.82	-	-		0.240	
Totals:						0	33					0	0		0	0				0	20							11	0		0	0	
Number of Trades:						0						0			0					0.00							1			0			

OTE (CR)

(Contract Size: 100 Securities, Exercise Style: American, Physical Delivery)

Call Options														Put Options																			
Exercise Price	June 2024						July 2024						Other Months		June 2024						July 2024						Other Months		Exercise Price				
	Open price	Price max	Price min	Last price	Closing price	Volume	Open Interest	Open price	Price max	Price min	Last price	Closing price	Volume	Open Interest	Volume	Open Interest	Open price	Price max	Price min	Last price	Closing price	Volume	Open Interest	Open price	Price max	Price min	Last price	Closing price		Volume	Open Interest	Volume	Open Interest
9.200	0.000	0.000	0.000		5.03	-	-										0.000	0.000	0.000		0.001	-	-										0.092
9.600	0.000	0.000	0.000		4.63	-	-	0.000	0.000	0.000		4.64	-	-			0.000	0.000	0.000		0.001	-	-	0.000	0.000	0.000		0.001	-	-			0.096
10.000	0.000	0.000	0.000		4.23	-	-	0.000	0.000	0.000		4.24	-	-			0.000	0.000	0.000		0.001	-	-	0.000	0.000	0.000		0.001	-	-			0.100
11.000	0.000	0.000	0.000		3.23	-	-	0.000	0.000	0.000		3.25	-	-			0.000	0.000	0.000		0.001	-	-	0.000	0.000	0.000		0.003	-	-			0.110
12.000	0.000	0.000	0.000		2.23	-	-	0.000	0.000	0.000		2.28	-	-			0.000	0.000	0.000		0.002	-	-	0.000	0.000	0.000		0.031	-	-			0.120
13.000	0.000	0.000	0.000		1.28	-	-	0.000	0.000	0.000		1.41	-	-			0.000	0.000	0.000		0.045	-	-	0.000	0.000	0.000		0.154	-	-			0.130
14.000	0.000	0.000	0.000		0.524	-	-	0.000	0.000	0.000		0.739	-	-			0.430	0.430	0.430	0.430	0.430	5	5	0.000	0.000	0.000		0.485	-	-			0.140
15.000	0.000	0.000	0.000		0.136	-	-	0.143	0.143	0.143	0.143	0.143	3	-			0.000	0.000	0.000		0.905	-	-	0.000	0.000	0.000		1.07	-	-			0.150
16.000	0.000	0.000	0.000		0.020	-	-	0.000	0.000	0.000		0.113	-	-			0.000	0.000	0.000		1.80	-	-	0.000	0.000	0.000		1.87	-	-			0.160
17.000	0.000	0.000	0.000		0.002	-	-	0.000	0.000	0.000		0.033	-	-			0.000	0.000	0.000		2.79	-	-	0.000	0.000	0.000		2.80	-	-			0.170
18.000	0.000	0.000	0.000		0.002	-	-	0.000	0.000	0.000		0.008	-	-			0.000	0.000	0.000		3.79	-	-	0.000	0.000	0.000		3.79	-	-			0.180
19.000	0.000	0.000	0.000		0.001	-	-	0.000	0.000	0.000		0.002	-	-			0.000	0.000	0.000		4.79	-	-	0.000	0.000	0.000		4.79	-	-			0.190
20.000	0.000	0.000	0.000		0.001	-	-						-	-			0.000	0.000	0.000		5.79	-	-									0.200	
22.000	0.000	0.000	0.000		0.001	-	-						-	-			0.000	0.000	0.000		7.79	-	-									0.220	
Totals:						0	0					3	0	0	0						0	5					0	5	0	0			
Number of Trades:						0						1	0	0							1.00						0		0				

PIRAEUS FINANCIAL HOLD (CR)

(Contract Size: 100 Securities, Exercise Style: American, Physical Delivery)

Call Options														Put Options																		
June 2024							July 2024							Other Months		June 2024							July 2024							Other Months		Exercise Price
Open price	Price max	Price min	Last price	Closing price	Volume	Open Interest	Open price	Price max	Price min	Last price	Closing price	Volume	Open Interest	Volume	Open Interest	Open price	Price max	Price min	Last price	Closing price	Volume	Open Interest	Open price	Price max	Price min	Last price	Closing price	Volume	Open Interest	Volume	Open Interest	
1.800	0.000	0.000	0.000	2.04	-	-										0.000	0.000	0.000	0.001	-	-											0.018
1.900	0.000	0.000	0.000	1.94	-	-										0.000	0.000	0.000	0.001	-	-											0.019
2.000	0.000	0.000	0.000	1.84	-	-										0.000	0.000	0.000	0.001	-	-											0.020
2.200	0.000	0.000	0.000	1.64	-	-										0.000	0.000	0.000	0.001	-	-											0.022
2.400	0.000	0.000	0.000	1.44	-	-										0.000	0.000	0.000	0.001	-	-											0.024
2.600	0.000	0.000	0.000	1.24	-	-										0.000	0.000	0.000	0.001	-	-											0.026
2.800	0.000	0.000	0.000	1.04	-	-	0.000	0.000	0.000		1.05	-	-			0.000	0.000	0.000	0.001	-	-	0.000	0.000	0.000	0.001	-	-					0.028
3.000	0.000	0.000	0.000	0.845	-	-	0.000	0.000	0.000		0.853	-	-			0.000	0.000	0.000	0.001	-	-	0.000	0.000	0.000	0.003	-	-					0.030
3.200	0.000	0.000	0.000	0.647	-	-	0.000	0.000	0.000		0.663	-	-			0.000	0.000	0.000	0.002	-	-	0.000	0.000	0.000	0.013	-	-					0.032
3.400	0.000	0.000	0.000	0.456	-	-	0.000	0.000	0.000		0.489	-	-			0.000	0.000	0.000	0.010	-	-	0.000	0.000	0.000	0.038	-	-					0.034
3.600	0.000	0.000	0.000	0.286	-	-	0.000	0.000	0.000		0.337	-	-			0.000	0.000	0.000	0.040	-	-	0.000	0.000	0.000	0.086	-	-					0.036
3.800	0.000	0.000	0.000	0.155	-	-	0.000	0.000	0.000		0.217	-	-			0.000	0.000	0.000	0.109	-	-	0.000	0.000	0.000	0.166	-	-					0.038
4.000	0.000	0.000	0.000	0.071	-	-	0.000	0.000	0.000		0.130	-	-			0.000	0.000	0.000	0.225	-	-	0.000	0.000	0.000	0.278	-	-					0.040
4.400	0.000	0.000	0.000	0.009	-	-	0.000	0.000	0.000		0.037	-	-			0.000	0.000	0.000	0.564	-	-	0.000	0.000	0.000	0.587	-	-					0.044
4.800	0.000	0.000	0.000	0.001	-	-	0.000	0.000	0.000		0.008	-	-			0.000	0.000	0.000	0.960	-	-	0.000	0.000	0.000	0.962	-	-					0.048
5.200	0.000	0.000	0.000	0.001	-	-	0.000	0.000	0.000		0.001	-	-			0.000	0.000	0.000	1.36	-	-	0.000	0.000	0.000	1.36	-	-					0.052
5.600	0.000	0.000	0.000	0.001	-	-	0.000	0.000	0.000		0.001	-	-			0.000	0.000	0.000	1.76	-	-	0.000	0.000	0.000	1.76	-	-					0.056
6.000	0.000	0.000	0.000	0.001	-	-	0.000	0.000	0.000		0.001	-	-			0.000	0.000	0.000	2.16	-	-	0.000	0.000	0.000	2.16	-	-					0.060
6.400	0.000	0.000	0.000	0.001	-	-										0.000	0.000	0.000	2.56	-	-											0.064
Totals:					0	0					0	0	0	0		0	0				0	0					0	0	0	0		
Number of Trades:					0						0		0			0.00						0						0				

PPC (CR)

(Contract Size: 100 Securities, Exercise Style: American, Physical Delivery)

Call Options														Put Options																					
June 2024							July 2024							Other Months		June 2024							July 2024							Other Months		Exercise Price			
Open price	Price max	Price min	Last price	Closing price	Volume	Open Interest	Open price	Price max	Price min	Last price	Closing price	Volume	Open Interest	Volume	Open Interest	Open price	Price max	Price min	Last price	Closing price	Volume	Open Interest	Open price	Price max	Price min	Last price	Closing price	Volume	Open Interest	Volume	Open Interest				
6.800	0.000	0.000	0.000	5.11	-	-						-	-			0.000	0.000	0.000	0.001	-	-						-	-			0.068				
7.200	0.000	0.000	0.000	4.71	-	-						-	-			0.000	0.000	0.000	0.001	-	-						-	-			0.072				
7.600	0.000	0.000	0.000	4.31	-	-						-	-			0.000	0.000	0.000	0.001	-	-						-	-			0.076				
8.000	0.000	0.000	0.000	3.91	-	-						-	-			0.000	0.000	0.000	0.001	-	-						-	-			0.080				
8.400	0.000	0.000	0.000	3.51	-	-	0.000	0.000	0.000		3.53	-	-			0.000	0.000	0.000	0.001	-	-		0.000	0.000	0.000	0.001	-	-			0.084				
8.800	0.000	0.000	0.000	3.12	-	-	0.000	0.000	0.000		3.13	-	-			0.000	0.000	0.000	0.001	-	-		0.000	0.000	0.000	0.002	-	-			0.088				
9.200	0.000	0.000	0.000	2.72	-	-	0.000	0.000	0.000		2.74	-	-			0.000	0.000	0.000	0.001	-	-		0.000	0.000	0.000	0.007	-	-			0.092				
9.600	0.000	0.000	0.000	2.32	-	-	0.000	0.000	0.000		2.35	-	-			0.000	0.000	0.000	0.002	-	-		0.000	0.000	0.000	0.018	-	-			0.096				
10.000	0.000	0.000	0.000	1.92	-	-	0.000	0.000	0.000		1.97	-	-			0.000	0.000	0.000	0.007	-	-		0.000	0.000	0.000	0.041	-	-			0.100				
11.000	0.000	0.000	0.000	1.02	-	5	0.000	0.000	0.000		1.14	-	-			0.000	0.000	0.000	0.097	-	-		0.000	0.000	0.000	0.207	-	-			0.110				
12.000	0.000	0.000	0.000	0.380	-	18	0.000	0.000	0.000		0.547	-	-			0.000	0.000	0.000	0.461	-	-		0.000	0.000	0.000	0.611	-	-			0.120				
13.000	0.000	0.000	0.000	0.093	-	3	0.000	0.000	0.000		0.215	-	10			0.000	0.000	0.000	1.18	-	-		0.000	0.000	0.000	1.28	-	-			0.130				
14.000	0.000	0.000	0.000	0.015	-	-	0.000	0.000	0.000		0.068	-	-			0.000	0.000	0.000	2.10	-	-		0.000	0.000	0.000	2.14	-	-			0.140				
15.000	0.000	0.000	0.000	0.001	-	-	0.000	0.000	0.000		0.018	-	-			0.000	0.000	0.000	3.10	-	-		0.000	0.000	0.000	3.10	-	-			0.150				
16.000	0.000	0.000	0.000	0.001	-	-	0.000	0.000	0.000		0.004	-	-			0.000	0.000	0.000	4.10	-	-		0.000	0.000	0.000	4.10	-	-			0.160				
17.000	0.000	0.000	0.000	0.001	-	-	0.000	0.000	0.000		0.001	-	-			0.000	0.000	0.000	5.10	-	-		0.000	0.000	0.000	5.10	-	-			0.170				
18.000	0.000	0.000	0.000	0.001	-	-						-	-			0.000	0.000	0.000	6.10	-	-					-	-			0.180					
Totals:					0	26						0	10		0	0							0	0							0	10		0	0
Number of Trades:					0							0			0								0.00								0			0	

Lending Products	Underlying Title	Multilateral Transactions[1]					Bilateral Transactions[2]		Stock Borrowing through OTC (volume)[3]	
		Open Interest[5]	Volume(Offered)	Average Weighted	Transactions volume	Average Weighted	Transactions Volume	Average Weighted	Transactions Volume	
ADMIEBOR	ADMIE (IPTO) HOLDING S.A. (CR)	---	---	---	---	---	---	---	202,364	
AEGNBOR	AEGEAN AIRLINES (CR)	---	---	---	---	---	---	---	289,099	
AETFBOR	ALPHA ETF FTSE Athex Large Cap	---	---	---	---	---	---	---	---	
ALPHABOR	ALPHA SERVICES HOLD (CR)	---	---	---	---	---	---	---	62,895,716	
ALMYBOR	ALUMIL (CR)	---	---	---	---	---	---	---	---	
AIABOR	ATHENS INTL AIRPORT (CR)	---	---	---	---	---	---	---	---	
ACAGBOR	AUSTRIACARD (CB)	---	---	---	---	---	---	---	---	
OTOELBOR	AUTOHELLAS SA (CR)	2,589	---	---	---	---	---	---	92,389	
AVAXBOR	AVAX S.A. (CR)	---	---	---	---	---	---	---	---	
EEEBOR	CC HBC AG (CR)	3,154	---	---	---	---	---	---	77,221	
CENERBOR	CENERGY HOLDINGS (CB)	---	---	---	---	---	---	---	59,371	
DIMANDBOR	DIMAND (CR)	---	---	---	---	---	---	---	90,674	
ELLAKTORBOR	ELLAKTOR (CR)	2,681	---	---	---	---	---	---	54,365	
ELHABOR	ELVALHALCOR (CR)	3,134	---	---	---	---	---	---	66,687	
EPSILBOR	EPSILON NET (CR)	---	---	---	---	---	---	---	8,700	
EUROBBOR	EUROBANK HOLDINGS (CR)	113,411	---	---	500	4.88%	---	---	52,129,925	
EYDAPBOR	EYDAP S.A. (CR)	845	---	---	---	---	---	---	239,948	
FOYRKBOR	FOURLIS (CR)	230	---	---	---	---	---	---	23,297	
GEKTERNABOR	GEK TERNA (CR)	---	---	---	---	---	---	---	3,698	
SARBOR	GR. SARANTIS S.A. (CR)	1,042	---	---	---	---	---	---	31,554	
EXAEBOR	HELLENIC EXCHANGES-A.S.E. (CR)	---	---	---	---	---	---	---	152,047	
ELPEBOR	HELLENIQ ENERGY (CR)	---	---	---	---	---	---	---	548,814	
INTEKBOR	IDEAL HOLDINGS (CR)	---	---	---	---	---	---	---	19,855	
INTRKBOR	INTRACOM HOLDINGS (CR)	---	---	---	---	---	---	---	241	
INKATBOR	INTRAKAT (CR)	---	---	---	---	---	---	---	114,799	
INLOTBOR	INTRALOT (CR)	---	---	---	---	---	---	---	1,065,715	
BELABOR	JUMBO SA (CR)	2,648	---	---	---	---	---	---	195,735	
KRIBOR	KRI-KRI S.A. (CR)	---	---	---	---	---	---	---	140	
LAMDABOR	LAMDA DEVELOPMENT SA (CR)	---	---	---	---	---	---	---	223,277	
LAVIBOR	LAVIPHARM SA (CR)	---	---	---	---	---	---	---	---	
MIGBOR	MIG (CR)	1,992	---	---	---	---	---	---	40,179	

Stock Lending Notes

[1] - Multilateral contracts Lending or Borrowing as per Methods 8-1, 8-2 and 8-3-3 (According to ATHEX BoD Resolution No.17)

[2] - Bilateral Contracts Lending or Borrowing as per Methods 8-3-1 and 8-3-2 (According to ATHEX BoD Resolution No.20)

[3] - The information concerning OTC Stock Borrowing Transactions is based on the statements of the Dematerialised Securities System (DSS) operators involved and refers to volumes that have been registered up until the previous working day.

[4] - Average Price (Volume weighted)

[5] - The Data concerning Open Interest before the start of trading session

Lending Products	Underlying Title	Open Interest[5]	Multilateral Transactions[1]				Bilateral Transactions[2]		Stock Borrowing through OTC (volume)[3]	
			Volume(Offered)	Average Weighted	Transactions volume	Average Weighted	Transactions Volume	Average Weighted	Transactions Volume	
MOHBOR	MOTOR OIL (CR)	18,705	---	---	---	---	---	---	405,480	
MYTILBOR	MYTILINEOS (CR)	2,362	---	---	110,667	6.14%	2,700	0.01%	169,259	
ETEBOR	NATIONAL BANK (CR)	53,000	---	---	---	---	---	---	12,837,918	
OPAPBOR	OPAP (CR)	13,216	---	---	---	---	---	---	1,753,779	
OPTIMABOR	OPTIMA BANK (CR)	22,701	---	---	---	---	---	---	---	
HTOBOR	OTE (CR)	---	---	---	---	---	---	---	1,674,351	
PPABOR	P.P.A. S.A. (CR)	4,500	---	---	---	---	---	---	65,287	
TPEIRBOR	PIRAEUS FINANCIAL HOLD (CR)	---	---	---	---	---	---	---	11,135,105	
PPCBOR	PPC (CR)	2,000	---	---	---	---	---	---	2,778,881	
PREMABOR	PREMIA (CR)	---	---	---	---	---	---	---	---	
PROFBOR	PROFILE SA (CR)	---	---	---	---	---	---	---	5,000	
QUESTBOR	QUEST HOLDINGS (CR)	391	---	---	---	---	---	---	11,331	
OLYMPBOR	TECHNICAL OLYMPIC SA (CR)	---	---	---	---	---	---	---	---	
TENERGYBOR	TERNA ENERGY (CR)	---	---	---	---	---	---	---	392,543	
EYAPSBOR	THESSALONIKA WATER & SEWERAGE	---	---	---	---	---	---	---	---	
PLATBOR	THRACE PLASTICS SA (CR)	---	---	---	---	---	---	---	1,596	
TITCBOR	TITAN CEMENT (CB)	9,594	---	---	---	---	---	---	216,565	
VIOBOR	VIOHALCO S.A./V (CB)	744	---	---	---	---	---	---	---	

Stock Lending Notes

[1] - Multilateral contracts Lending or Borrowing as per Methods 8-1, 8-2 and 8-3-3 (According to ATHEX BoD Resolution No.17)

[2] - Bilateral Contracts Lending or Borrowing as per Methods 8-3-1 and 8-3-2 (According to ATHEX BoD Resolution No.20)

[3] - The information concerning OTC Stock Borrowing Transactions is based on the statements of the Dematerialised Securities System (DSS) operators involved and refers to volumes that have been registered up until the previous working day.

[4] - Average Price (Volume weighted)

[5] - The Data concerning Open Interest before the start of trading session

Sectors codification for listed companies

12003-	ETF	10101010	Computer Services
10101015	Software	10102030	Computer Hardware
15101010	Telecommunications Equipment	15102015	Telecommunications Services
20101010	Health Care Facilities	20101025	Health Care Services
20102010	Medical Equipment	20103015	Pharmaceuticals
30101010	Banks	30202000	Diversified Financial Services
30202010	Asset Managers & Custodians	30202015	Investment Services
30204000	Closed End Investments	30302010	Full Line Insurance
30302015	Insurance Brokers	30302025	Property and Casualty Insurance
35101010	Real Estate Holding and Development	35101015	Real Estate Services
35102000	Diversified REITs	35102030	Office REITs
35102045	Retail REITs.	40201040	Rental & Leasing Services: Consumer
40202010	Home Construction	40202015	Household Furnishings
40202020	Household Appliance	40203040	Electronic Entertainment
40204020	Clothing & Accessories	40301010	Entertainment
40301030	Publishing	40301035	Radio & TV Broadcasters
40401010	Diversified Retailers	40401020	Apparel Retailers
40401025	Home Improvement Retailers	40401030	Specialty Retailers
40501010	Airlines	40501015	Travel & Tourism
40501020	Casinos & Gambling	40501025	Hotels & Motels
45101015	Distillers & Vintners	45101020	Soft Drinks
45102010	Farming Fishing Ranching & Plantations	45102020	Food Products
45103010	Tobacco	45201010	Food Retailers & Wholesalers
45201020	Personal Products	50101010	Construction
50101020	Building Roof/Wallboard and Plumbing	50101030	Cement
50101035	Building Materials: Other	50202010	Electrical Components
50203015	Plastics	50203030	Containers & Packaging
50204000	Machinery: Industrial	50204020	Machinery: Construction & Handling
50205010	Industrial Suppliers	50205020	Back Office Support HR & Consulting
50205030	Forms & Bulk Printing Services	50206015	Commercial Vehicles & Parts
50206030	Marine Transportation	50206060	Transportation Services
55101000	Diversified Materials	55101020	Textile Products
55102000	General Mining	55102010	Iron & Steel
55102015	Metal Fabricating	55102035	Aluminum
60101020	Oil Refining and Marketing	65101010	Alternative Electricity
65101015	Conventional Electricity	65102000	Multi-Utilities
65102030	Water		



ATHEX
Athens Stock Exchange

Λεωφ. Αθηνών 110 104 42 Αθήνα
110, Athinon Ave. GR 104 42 Athens
tel. (+30)210-33.66.800, fax (+30)210-33.66.101
www.athexgroup.gr