

24

Ημερήσιο Δελτίο
Συναλλακτικής Δραστηριότητας

Daily Official List
of Trading Activity

Friday, 10 May, 2024

Year: 145 Trading Day No: 86



ATHEXGROUP
Athens Exchange Group

Disclaimer:

Hellenic Exchanges-Athens Stock Exchange S.A endeavours to ensure that the data and other material ("Information") presented on the Daily Official List are accurate and complete, but it is not liable for any errors or omissions of data or /and for the accuracy, credibility, updating and completeness of the aforesaid information nor it has any liability arising directly or indirectly from the use of the above Information.

The Company is not liable for the accuracy of the data included in listed companies' announcements. Only the sender of such an announcement is fully and solely liable for any infringement of third party's rights from the content of such announcement. All contents of the Daily Official List are provided only for information purposes and do not constitute investment advice or solicitation to invest in securities or other products listed for trading on the Exchange.

You acknowledge and agree that the Company is the owner of any property rights related to any Information appearing on the Daily Official List including intellectual property rights copyright, trademarks, etc.

The above data are a property of the Hellenic Exchanges-Athens Exchange and are copyright protected. Users are forbidden to reproduce, modify, copy, sale, transmit or redistribute, by all reproduction means and methods, part or the whole of the above data, without reference to their source.

The commercial exploitation of these data is, also, forbidden by third parties. Hellenic Exchanges-Athens Exchange does not carry any responsibility, direct or indirect, derived from usage or accidental alteration of the above data when used by third parties.

Hellenic Exchanges – Athens Stock Exchange S.A.

110 Athinon Ave., 10442 Athens, Tel: (210) 33.66.800, Fax: (210) 32.13.938

www.athexgroup.gr

Thessalonica Stock Exchange Center (T.S.E.C)

16-18 Katouni Str., Thessalonica 546 25 Tel: (2310) 567.667, Fax: (2310) 530.545

Athex Members Guarantee Fund

14-16 Fidiou Str., Athens 106 78, Tel: (210) 33.04.682, Fax: (210) 33.04.155

Hellenic Republic Capital Market Commission

1 Kolokotroni Str. & 1 Stadiou Str., Athens 10562 Tel: (210) 33.77.100 Fax: (210) 33.77.173

Table of Contents

Section 1: Statistical Figures of Securities, Derivatives and Lending

Summary of Markets

Athex Indices

Analytic Figures for Athex Market's Boards and Categories

Trading Details by Athex Sectors and Financial Instruments (ETFs)

Top 10 best & worst performing Shares

Derivatives Summary

Section 2: Analytic Figures of Shares Transactions

Analytic Figures of Shares Transactions

Shares' Notes

Section 3: Figures of Securities Transactions

Securities Blocks Details

Shares Rights Details

Stock Borrowing

Forced Sales Details

Forced Sales Registered Shares

Exchange Traded Funds (ETFs) Characteristics

Section 5: Bonds traded in Fixed Income Assets Market

Convertible Corporate Bonds - Regulated Market

Non Convertible Corporate Bonds - Regulated Market

Government Bonds

Treasury Bills & Zero Coupon Government Bonds

Government Bonds Traded with the Open Outcry Method

State Banks Bonds

Section 6: Additional Infos

Athex & ATHEXClear Members List

List of Stocks under Market Making operations

Section 7: Derivatives Market Analytic Figures

Index Futures

Stock Futures

Index Options

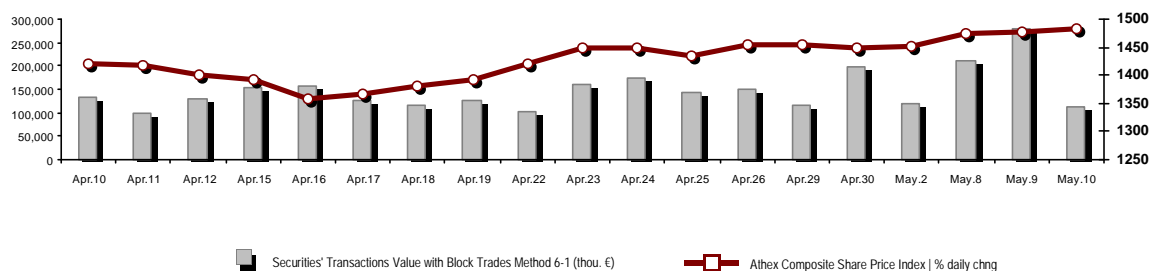
Stock Options

Stock Lending Analytic Figures

Appendix A: Sectors codification for listed companies

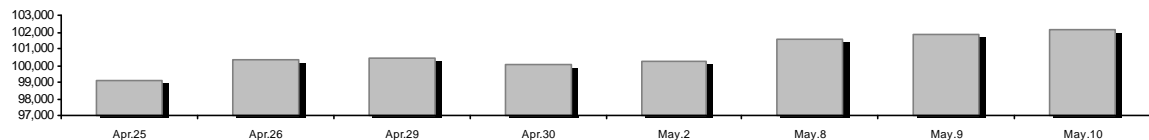
Summary of Markets

Athex Composite Share Price Index vs Shares and Derivatives Transactions Value

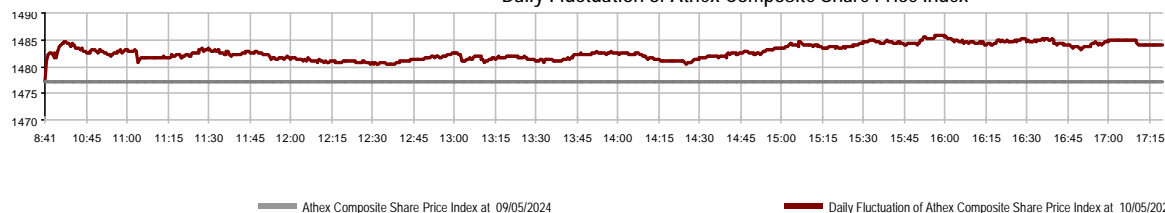


Athex Capitalisation (mill. €)**:	102,167.27	Derivatives Total Open Interest	485,534
Daily change: mill. € %	281.37 0.28%	in Index Futures % daily chng	4,960 -1.02%
Yearly Avg Capitalisation: mill. € % chng prev year Avg	95,670.72 19.01%	in Stock Futures % daily chng	479,063 1.83%
Athex Composite Share Price Index % daily chng	1,484.06 0.46%	in Index Options % daily chng	1,006 5.23%
Athex Composite Share Price Index Capitalisation (mill. €)	92,973.82	in Stock Options % daily chng	505 0.00%
Daily change (mill. €)	276.13		
Securities' Transactions Value with Block Trades Method 6-1 (t)	111,714.38	Derivatives Contracts Volume:	14,914
Daily change: %	-168,660.23 -60.16%	Daily change: pieces %	-5,257 -26.06%
YtD Avg Trans. Value: thou. € % chng prev year Avg	142,981.96 30.50%	YtD Avg Derivatives Contracts % chng prev year Avg	37,942 -13.70%
Blocks Transactions Value of Method 6-1 (thou. €)	13,197.75	Derivatives Trades Number:	1,418
Blocks Transactions Value of Method 6-2 & 6-3 (thou. €)	473.25	Daily change: number %	-320 -18.41%
Bonds Transactions Value (thou.€)	766.47	YtD Avg Trades number % chng prev year Avg	2,081 -10.73%
Securities' Transactions Volume with Block Trades Method 6-1 (tho)	22,107.95	Lending Total Open Interest	360,408
Daily change: thou. pieces %	-11,900.74 -34.99%	Daily change: pieces %	16,361 4.76%
YtD Avg Volume: % chng prev year Avg	32,588.70 -3.07%	Lending Volume (Multilateral/Bilateral)	4,900
Blocks Transactions Volume of Method 6-1 (thou. Pieces)	3,907.57	Daily change: pieces %	-70,761
Blocks Transactions Volume of Method 6-2 & 6-3 (thou. Pieces)	57.00	Multilateral Lending	500
Bonds Transactions Volume	788,000	Bilateral Lending	4,400
Securities' Trades Number with Block Trades Method 6-1	36,652	Lending Trades Number:	3
Daily change: number %	-8,536 -18.89%	Daily change: %	-6
YtD Avg Trades number % chng prev year Avg	41,658 15.01%	Multilateral Lending Trades Number	1
Number of Blocks Method 6-1	22	Bilateral Lending Trades Number	2
Number of Blocks Method 6-2 & 6-3	1		
Number of Bonds Transactions	163		

Athex Capitalisation (mill. €)**



Daily Fluctuation of Athex Composite Share Price Index



Athex Indices

Index name	10/05/2024	09/05/2024	pts.	%	Min	Max	Year min	Year max	Year change
Athex Composite Share Price Index	1,484.06 #	1,477.22	6.84	0.46%	1,477.22	1,485.95	1,293.14	1,485.95	14.76% #
Athex Composite Index Total Return Index	2,715.47 #	2,702.96	12.51	0.46%	2,702.96	2,718.91	2,355.44	2,718.91	15.29% #
Athex ESG Index	1,691.06 #	1,684.38	6.68	0.40%	1,684.38	1,694.41	1,471.77	1,694.41	14.90% #
ATHEX Alternative Market Price Index	14,609.44 €	14,961.12	-351.68	-2.35%	14,609.44	15,053.09	9,352.11	15,053.09	56.22% #
FTSE/Athex Large Cap	3,598.44 #	3,585.56	12.88	0.36%	3,585.56	3,606.28	3,122.79	3,606.28	15.23% #
FTSE/Athex Mid Cap Index	2,392.59 #	2,371.92	20.67	0.87%	2,371.92	2,393.06	2,167.92	2,459.55	6.30% #
FTSE/ATHEX High Dividend Yield Index	4,200.03 #	4,182.51	17.52	0.42%	4,182.51	4,217.56	3,752.57	4,217.56	11.37% #
FTSE/Athex Market Index	858.81 #	855.60	3.21	0.38%	855.60	860.38	746.82	860.38	15.00% #
FTSE/Athex Banks	1,290.79 #	1,279.27	11.52	0.90%	1,276.58	1,294.08	1,057.67	1,294.08	21.59% #
FTSE/ATHEX TECHNOLOGY & TELECOMMUNICAT	5,677.82 #	5,666.71	11.11	0.20%	5,663.73	5,701.17	4,915.95	5,705.00	11.93% #
FTSE/ATHEX FINANCIAL SERVICES	6,073.93 #	6,018.88	55.05	0.91%	6,008.13	6,088.68	4,996.31	6,088.68	21.13% #
FTSE/ATHEX REAL ESTATE	4,916.56 €	4,919.95	-3.39	-0.07%	4,892.06	4,930.38	4,639.72	5,120.52	-0.89% €
FTSE/ATHEX CONSUMER DISCRETIONARY	5,301.06 €	5,318.47	-17.41	-0.33%	5,301.06	5,345.95	4,993.33	5,557.48	5.69% #
FTSE/ATHEX CONSUMER STAPLES	6,365.49 #	6,356.47	9.02	0.14%	6,349.92	6,388.32	5,069.68	6,458.99	25.10% #
FTSE/ATHEX INDUSTRIALS	6,386.20 #	6,333.91	52.29	0.83%	6,333.91	6,424.48	5,044.08	6,424.48	25.68% #
FTSE/ATHEX BASIC MATERIALS	5,187.50 €	5,239.66	-52.16	-1.00%	5,187.50	5,280.42	4,577.28	5,876.05	6.53% #
FTSE/ATHEX ENERGY & UTILITIES	5,417.27 #	5,406.45	10.82	0.20%	5,404.15	5,450.88	4,961.47	5,450.88	8.61% #
Athex All Share Index	342.67 #	341.73	0.94	0.28%	342.67	342.67	304.60	342.67	13.47% #
Hellenic Mid & Small Cap Index	2,149.22 #	2,140.36	8.86	0.41%	2,140.36	2,154.18	1,929.00	2,154.18	11.42% #
FTSE/Athex Large Cap Total Return	5,985.25 #	5,963.83	21.42	0.36%			5,201.70	5,985.25	15.83% #
FTSE/Athex Mid Cap Total Return	3,222.16 #	3,194.32	27.84	0.87%			2,922.90	3,302.69	6.30% #
MSCI GREECE REBASED	5,696.03 #	5,675.28	20.75	0.37%	5,675.28	5,712.14	4,984.69	5,719.32	14.27% #
Hellenic Corporate Bond Index	131.68 #	131.68	0.00	0.00%			129.54	131.68	1.58% #
Hellenic Corporate Bond Price Index	91.08 €	91.08	-0.01	-0.01%			90.52	91.29	0.47% #

Note 1: FTSE/Med 100, Hellenic Corporate Bond Price Index and Hellenic Corporate Bond Index closing prices refer to the previous trading day of 08/05/2024.

Note 2: The Hellenic Mid & Small Cap Index is a Customized index calculated by the Athens Exchange.

Analytic Figures for Athex Market's Boards and Categories

	Total Traded Securities	Main Market	Surveillance	Exchange Traded Funds (ETFs)
Totals	132	123	8	1
Gain / Lose / Same:	68 / 37 / 27	66 / 37 / 20	1 / 0 / 7	1 / 0 / 0
Athex Capitalisation (mill. €) **	102,167.27	102,090.04	77.22	
Daily Average Trans/ons Value(thou.€)	142,981.96	142,750.93	45.54	289.63
Transactions Value	112,187.63	112,023.68	45.35	118.60
Main Board:	98,516.63	98,352.68	45.35	118.60
Blocks Board 6_2_3:	13,671.00	13,671.00	0.00	0.00
Forced Sales Board:	0.00	0.00	0.00	0.00
Special Terms Board:	0.00	0.00	0.00	0.00
Daily Average Transactions Volume	32,588,697	32,399,156	201,339	8,501
Transactions Volume	22,164,946	21,991,930	169,752	3,264
Main Board:	18,200,379	18,027,363	169,752	3,264
Blocks Board 6_2_3:	3,964,567	3,964,567	0	0
Forced Sales Board:	0	0	0	0
Special Terms Board:	0	0	0	0
Daily Average Number of Trades	41,658	41,525	76	58
Number of Trades	36,653	36,531	87	35
Main Board:	36,630	36,508	87	35
Blocks Board 6_2_3:	23	23	0	0
Forced Sales Board:	0	0	0	0
Special Terms Board:	0	0	0	0

Trading Details by Athex Sectors and Financial Instruments (ETFs)

Code	Sectors	Gain / Lose / Same	Number of Trades	Transactions Volume	Transactions Value	% of Total Trans. Value
3010	- Banks	5 / 2 / 0	9,262	14,550,388	43,902,701.32	39.13%
5510	- Basic Resources	4 / 10 / 3	1,065	304,399	995,976.45	0.89%
5010	- Construction & Materials	7 / 5 / 3	3,780	1,379,722	8,568,245.05	7.64%
4020	- Consumer Products & Services	3 / 2 / 1	391	166,325	663,719.58	0.59%
6010	- Energy	2 / 1 / 1	1,758	311,353	4,058,277.37	3.62%
12000	- Financial Instruments	1 / 0 / 0	35	3,264	118,596.98	0.11%
3020	- Financial Services	5 / 0 / 0	575	116,316	625,814.70	0.56%
4510	- Food Beverage & Tobacco	3 / 0 / 3	164	21,945	329,640.26	0.29%
2010	- Health Care	2 / 1 / 0	183	94,744	88,227.24	0.08%
5020	- Industrial Goods & Services	12 / 3 / 4	2,721	921,989	5,393,244.42	4.81%
3030	- Insurance	0 / 1 / 0	33	6,020	29,919.21	0.03%
4030	- Media	2 / 0 / 0	12	6,210	2,868.06	0.00%
4520	- Personal Care, Drug & Grocery Stores	0 / 0 / 2	447	77,302	859,257.16	0.77%
3510	- Real Estate	4 / 4 / 5	752	308,452	1,094,215.27	0.98%
4040	- Retail	3 / 2 / 1	3,626	489,427	10,589,084.35	9.44%
1010	- Technology	7 / 1 / 3	2,010	835,979	3,908,430.01	3.48%
1510	- Telecommunications	1 / 1 / 0	1,061	261,091	3,715,923.07	3.31%
4050	- Travel & Leisure	3 / 2 / 1	4,236	1,336,077	12,420,784.48	11.07%
6510	- Utilities	4 / 2 / 0	4,542	973,943	14,822,701.14	13.21%

Top 10 best & worst performing Shares

Main Market

With positive Price change			With negative Price change		
	Closing price	change		Closing price	change
PROFILE SA (CR)	5.1	5.81% #	NAFPAKTOS TEXTILE (CR)	0.946	-2.88% €
CENTRIC HOLDINGS (CR)	0.382	3.24% #	QUALITY & RELIABILITY SA (CR)	1.208	-2.58% €
MIG (CR)	4.08	2.90% #	TECHNICAL OLYMPIC SA (CR)	2.79	-2.45% €
ELLAKTOR (CR)	2.69	2.67% #	MEVACO SA (CR)	3.8	-1.81% €
AEGEAN AIRLINES (CR)	13.16	2.57% #	CENERGY HOLDINGS (CB)	8.25	-1.79% €
THESSALONIKA WATER & SEWERAGE	3.29	2.17% #	BANK OF GREECE (CR)	14.1	-1.74% €
PIRAEUS FINANCIAL HOLD (CR)	3.86	2.12% #	ELASTRON (CR)	2.33	-1.27% €
SPACE HELLAS SA (CR)	8.24	1.98% #	ATTICA HOLDINGS (CR)	2.4	-1.24% €
HELLENIC EXCHANGES-A.S.E. (CR)	5.42	1.88% #	VIOHALCO SA/NV (CB)	6.03	-1.15% €
KIRIAKOULIS SHIPPING SA (CR)	1.4	1.82% #	DIMAND (CR)	9.5	-1.15% €
With the highest Transactions Value			With the highest Transactions Volume		
	Value (thou. €)	change		Volume	change
PIRAEUS FINANCIAL HOLD (CR)	14,703.67	2.12% #	ALPHA SERVICES HOLD (CR)	5,163,608	1.01% #
JUMBO SA (CR)	10,098.00	-0.72% €	EUROBANK HOLDINGS (CR)	4,130,160	0.68% #
NATIONAL BANK (CR)	10,006.13	0.25% #	PIRAEUS FINANCIAL HOLD (CR)	3,827,947	2.12% #
OPAP (CR)	8,797.36	-0.77% €	NATIONAL BANK (CR)	1,237,644	0.25% #
EUROBANK HOLDINGS (CR)	8,551.69	0.68% #	ELLAKTOR (CR)	703,540	2.67% #
ALPHA SERVICES HOLD (CR)	8,476.52	1.01% #	OPAP (CR)	568,121	-0.77% €
MYTILINEOS (CR)	7,498.26	0.05% #	INTRALOT (CR)	468,221	0.52% #
TITAN CEMENT (CB)	4,943.95	1.12% #	ATHENS INTL AIRPORT (CR)	401,036	0.63% #
PPC (CR)	3,809.58	-0.51% €	JUMBO SA (CR)	361,673	-0.72% €
OTE (CR)	3,643.86	-0.48% €	PPC (CR)	323,941	-0.51% €

Note: Stocks that are not included in the "Under Supervision" category, and the transactions value is more than 10,000 €.

Derivatives Summary

	Number of Trades	Volume	Open Interest
Index Futures	52	115	4,960
FTSE/Athex Banks	0	0	902
FTSE/Athex Large Cap	52	115	4,028
MSCI GREECE REBASED	0	0	30
Stock Futures	1,359	14,731	479,063
ADMIE (IPTO) HOLDING S.A. (CR)	22	102	27,305
AEGEAN AIRLINES (CR)	119	737	4,844
ALPHA SERVICES HOLD (CR)	159	4,804	169,787
ATHENS INTL AIRPORT (CR)	5	28	1,408
AUTOHELLAS SA (CR)	0	0	201
AVAX S.A. (CR)	2	4	926
CC HBC AG (CR)	3	11	59
CENERGY HOLDINGS (CB)	7	122	4,038
ELLAKTOR (CR)	99	778	4,524
ELVALHALCOR (CR)	14	49	4,191
EUROBANK HOLDINGS (CR)	74	1,364	31,901
EYDAP S.A. (CR)	18	60	4,348
FOURLIS (CR)	8	18	1,032
GEK TERNA (CR)	82	249	15,899
HELLENIC EXCHANGES-A.S.E. (CR)	49	482	8,481
HELLENIQ ENERGY (CR)	17	103	5,001
INTRACOM HOLDINGS (CR)	14	48	8,438
INTRAKAT (CR)	13	59	2,276
JUMBO SA (CR)	16	33	395
LAMDA DEVELOPMENT SA (CR)	7	28	7,421
MIG (CR)	2	4	150
MOTOR OIL (CR)	4	13	471
MYTILINEOS (CR)	100	294	5,743
NATIONAL BANK (CR)	35	203	11,138
OPAP (CR)	89	656	938
OPTIMA BANK (CR)	2	10	196
OTE (CR)	9	19	5,945
P.P.A. S.A. (CR)	0	0	128
PIRAEUS FINANCIAL HOLD (CR)	169	2,789	80,736
PPC (CR)	161	1,371	33,339
QUEST HOLDINGS (CR)	2	2	267
TERNA ENERGY (CR)	31	195	32,270
TITAN CEMENT (CB)	10	44	178
VIOHALCO SA/NV (CB)	17	52	5,089
Index Options	7	68	1,006
FTSE/Athex Large Cap	7	68	1,006
Stock Options	0	0	505
ALPHA SERVICES HOLD (CR)	0	0	0
NATIONAL BANK (CR)	0	0	354
OPAP (CR)	0	0	54
OTE (CR)	0	0	16
PIRAEUS FINANCIAL HOLD (CR)	0	0	0
PPC (CR)	0	0	81
Total Derivatives Traded	1,418	14,914	485,534

Number of Outstanding Securities	Nominal Value	Dividends [1] 2021 2022 2023	Date of Last Dividend [2]	Last Coupon Right	Note	Shares	Closing price	% change	Previous closing price/date	Open price	Price min	Price max	Last price	Avg price	Last Bid [7]	Last Ask [7]	P/E after tax	Year	Volume	Trades	Transactions Value[8]	Company Mkt Value (thou. €)	Year low	Year high	Sector[4]
2,352,839,697	0.290	-- --	07/04/2008	18/04/2017	--	ALPHA SERVICES HOLD (CR)	1.644	1.01 P	1.6275 09/05/2024	1.6275	1.6215	1.662	1.644	1.642	5000@1.64	32@1.65	--	--	5,163,608	2,051	8,476,524.77	3,868,068.46	1.504	1.79	30101010
36,353,868	1.00	-- (0.025)	10/07/2023	21/08/2023	--	AUSTRIACARD (CB)	6.28	-- ↘	6.28 09/05/2024	6.31	6.25	6.32	6.28	6.274	2000@6.27	1893@6.28	--	--	44,932	182	281,888.17	228,302.29	5.8	6.8	10101010
48,624,764	0.080	0.46 0.65	22/04/2024	05/12/2022	--	AUTOHELLAS SA (CR)	12.9	0.47 P	12.84 09/05/2024	12.84	12.76	12.9	12.9	12.815	200@12.82	627@12.94	--	--	45,878	188	587,921.66	627,259.46	12.64	14.1	40201040
190,162,681		-- 0.05	19/06/2023	07/12/2016	--	CENERGY HOLDINGS (CB)	8.25	-1.79 €	8.4 09/05/2024	8.4	8.24	8.4	8.25	8.314	4788@8.25	780@8.29	--	--	164,758	533	1,369,781.32	1,568,842.12	6.71	8.45	50202010
373,175,988	6.70	0.71 0.78	25/05/2023	29/04/2013	--	CC HBC AG (CR)	31.7	0.13 P	31.66 09/05/2024	31.66	31.58	31.8	31.7	31.718	471@31.70	16@31.72	--	--	7,844	85	248,793.761	1,829,678.82	25.66	31.8	45101020
3,716,479,777	0.220	-- --	02/05/2008	20/05/2019	--	EUROBANK HOLDINGS (CR)	2.079	0.68 P	2.065 09/05/2024	2.065	2.051	2.089	2.079	2.071	1000@2.08	26195@2.08	--	--	4,130,160	2,531	8,551,685.12	7,726,561.46	1.599	2.089	30101010
52,131,944	1.00	0.1102 0.11	29/06/2023	23/07/2019	--	FOURLIS (CR)	4.18	1.70 P	4.11 09/05/2024	4.13	4.11	4.18	4.18	4.16	295@4.13	8889@4.18	--	--	94,608	279	393,532.86	217,911.53	3.85	4.37	40401010
305,635,185	2.18	0.1 0.3	10/01/2024	01/10/2003	--	HELLENIO ENERGY (CR)	8.43	-0.18 €	8.445 09/05/2024	8.445	8.37	8.48	8.43	8.415	31@8.43	566@8.43	--	--	215,807	864	1,815,937.24	2,576,504.61	7.03	8.64	60101020
48,003,921	0.400	-- --	30/08/1993	26/06/2023	--	IDEAL HOLDINGS (CR)	6.19	-- ↘	6.19 09/05/2024	6.22	6.16	6.22	6.19	6.197	405@6.16	900@6.19	--	--	37,954	151	235,202.03	297,144.27	5.8	6.78	10102030
83,600,000	0.760	-- --	03/07/2007	17/07/2023	--	INTRACOM HOLDINGS (CR)	3.69	0.41 P	3.675 09/05/2024	3.68	3.675	3.73	3.69	3.701	606@3.69	26@3.71	--	--	75,306	214	278,676.29	308,484.00	3.14	4.335	10101010
160,523,985	0.300	-- --	12/08/2008	30/12/2022	--	INTRAKAT (CR)	5.46	1.49 P	5.38 09/05/2024	5.38	5.3	5.47	5.46	5.416	438@5.45	3274@5.46	--	--	91,538	317	495,812.19	876,460.96	4.46	5.64	50101010
136,059,759	0.880	0.77 0.322	19/03/2024	05/03/2014	--	JUMBO SA (CR)	27.6	-0.72 €	27.8 09/05/2024	28.14	27.6	28.22	27.6	27.92	1562@27.58	208@27.76	--	--	361,673	3,206	10,098,004.90	3,755,249.35	24.44	30.1	40401010
176,736,715	0.300	-- --	30/05/2007	27/11/2019	--	LAMDA DEVELOPMENT SA (CR)	7.1	0.57 P	7.06 09/05/2024	7.06	7	7.1	7.1	7.061	3074@7.10	111@7.11	--	--	85,601	322	604,449.01	1,254,830.68	6.15	7.31	35101010
27,345,120	0.280	-- --	18/07/2005	26/02/2014	--	QUALITY & RELIABILITY SA (CR)	1.208	-2.58 €	1.24 09/05/2024	1.24	1.208	1.242	1.208	1.221	2700@1.21	20006@1.22	--	--	229,583	402	280,424.82	33,032.90	0.6	1.62	10101010
107,222,688	0.440	(0.5667) 0.2	20/06/2023	16/03/2022	--	QUEST HOLDINGS (CR)	5.73	0.70 P	5.69 09/05/2024	5.69	5.69	5.78	5.73	5.763	1201@5.74	348@5.78	--	--	12,166	92	70,112.56	614,386.00	5.02	6.25	10101010
78,325,475		-- 0.6	28/06/2023	23/07/2019	--	TITAN CEMENT (CB)	31.55	1.12 P	31.2 09/05/2024	31.65	31.25	32.2	31.55	31.611	96@31.50	5256@31.60	--	--	156,400	1,378	4,943,949.45	2,471,168.74	20.9	32.2	50101030
259,189,761		0.1 0.12	19/06/2023	26/02/2016	--	VIOHALCO SANNV (CB)	6.03	-1.15 €	6.1 09/05/2024	6.16	6.03	6.16	6.03	6.085	107@6.02	500@6.06	--	--	107,876	424	656,382.07	1,562,914.26	5.03	6.58	55102015
148,321,516	0.300	-- 0.07	19/06/2023	22/01/2020	--	AVAX S.A. (CR)	1.466	0.41 P	1.46 09/05/2024	1.46	1.46	1.48	1.466	1.469	257@1.47	750@1.48	--	--	51,631	109	75,837.99	217,439.34	1.326	1.884	50101010
232,000,000	2.12	0.0854 0.0682 0.0582	04/10/2023	19/06/2017	--	ADMIE (IPTO) HOLDING S.A. (CR)	2.225	1.14 P	2.2 09/05/2024	2.2	2.195	2.225	2.225	2.206	262@2.22	1500@2.23	8.78	2023	252,741	467	557,532.93	516,200.00	2.08	2.425	65101015
90,167,100	0.500	-- --	03/06/2019	24/05/2021	--	AEGEAN AIRLINES (CR)	13.16	2.57 P	12.83 09/05/2024	12.83	12.82	13.21	13.16	13.064	1183@13.16	211@13.17	--	--	227,072	939	2,965,544.93	1,186,599.04	11.08	13.21	40501010
103,423,291	0.570	-- --	01/08/2011	23/08/2023	--	GEK TERNA (CR)	16.88	0.84 P	16.74 09/05/2024	16.74	16.74	16.9	16.88	16.85	1585@16.86	8389@16.90	--	--	54,708	401	921,806.74	1,745,785.15	12.98	17.1	50101010
382,000,000	2.48	-- --	20/07/2015	12/12/2001	--	PPC (CR)	11.69	-0.51 €	11.75 09/05/2024	11.75	11.61	11.9	11.69	11.76	141@11.68	2142@11.69	--	--	323,941	1,284	3,809,583.59	4,465,580.00	10.85	12.67	65101015
300,000,000	1.00	-- --	07/02/2024		--	ATHENS INTL AIRPORT (CR)	8.352	0.63 P	8.3 09/05/2024	8.33	8.33	8.42	8.352	8.382	601@8.35	887@8.38	--	--	401,036	1,326	3,361,545.47	2,505,600.00	8.104	9.56	50206060
914,715,153	1.00	-- --	16/05/2008	29/08/2018	--	NATIONAL BANK (CR)	8.1	0.25 P	8.08 09/05/2024	8.08	8	8.124	8.1	8.085	1507@8.10	3452@8.11	--	--	1,237,644	1,599	10,006,127.06	7,409,192.74	6.222	8.162	30101010
11,250,000	0.520	0.0405 0.08	07/08/2023	09/11/2015	--	EKTER SA (CR)	4.365	-1.13 €	4.415 09/05/2024	4.42	4.36	4.44	4.365	4.391	2831@4.37	800@4.39	--	--	19,596	133	86,044.85	49,106.25	3.75	4.76	50101010
375,241,586	0.390	0.03 0.06	26/06/2023	14/07/2006	--	ELVALHALCOR (CR)	2.01	-0.99 €	2.03 09/05/2024	2.03	1.99	2.05	2.01	2.02	7910@2.00	2009@2.02	--	--	132,380	394	267,395.36	754,235.59	1.768	2.435	55102015
348,192,005	0.040	-- --	05/07/2011	16/07/2021	--	ELLAKTOR (CR)	2.69	2.67 P	2.62 09/05/2024	2.645	2.645	2.725	2.69	2.695	500@2.69	2@2.70	--	--	703,540	1,005	1,896,314.34	936,636.49	2.38	2.84	50101010
60,348,000	0.420	0.1515 0.1565	14/06/2023	04/08/2021	--	HELLENIC EXCHANGES-A.S.E. (CR)	5.42	1.88 P	5.32 09/05/2024	5.36	5.36	5.45	5.42	5.414	618@5.40	1742@5.43	--	--	102,947	445	557,333.66	327,086.16	4.825	5.92	30202015
106,500,000	0.600	0.28 0.02	13/09/2023	13/09/2021	--	EYDAP S.A. (CR)	5.85	1.56 P	5.76 09/05/2024	5.84	5.8	5.9	5.85	5.851	150@5.81	919@5.86	--	--	56,870	264	332,744.68	623,025.00	5.38	6.15	65102030
604,095,621	0.300	-- --	30/05/2013	10/10/2023	--	INTRALOT (CR)	1.154	0.52 P	1.148 09/05/2024	1.148	1.142	1.16	1.154	1.153	4191@1.15	1202@1.16	--	--	468,221	219	539,942.41	697,126.35	1.014	1.264	40501020
110,782,980	0.750	0.9054 1.6299	18/12/2023	04/11/2013	--	MOTOR OIL (CR)	27.5	1.55 P	27.08 09/05/2024	27.3	27.1	27.6	27.5	27.463	286@27.48	185@27.54	--	--	80,683	828	2,215,834.26	3,046,531.95	23.56	28	60101020
142,891,161	0.970	0.4341 1.24	27/06/2023	07/07/2017	--	MYTILINEOS (CR)	39.02	0.05 P	39 09/05/2024	39	38.76	39.34	39.02	39.078	4108@39.02	100@39.12	--	--	191,878	1,668	7,498,260.20	5,575,613.10	33	39.56	65102000
370,062,741	0.300	0.6 1	1.6123 29/04/2024	19/06/2023	--	OPAP (CR)	15.41	-0.77 €	15.53 09/05/2024	15.53	15.41	15.55	15.41	15.485	657@15.41	450@15.45	--	--	568,121	3,010	8,797,359.34	5,702,666.84	15.32	17.35	40501020
418,002,013	2.83	0.8231 0.5888	05/07/2023	18/06/1998	--	OTE (CR)	14.43	-0.48 €	14.5 09/05/2024	14.5	14.34	14.51	14.43	14.441	1167@14.42	1025@14.44	--	--	252,334	982	3,643,855.31	6,031,769.05	12.76	14.51	15102015
1,250,367,223	0.930	-- --	16/05/2008	14/04/2021	--	PIRAEUS FINANCIAL HOLD (CR)	3.86	2.12 P	3.78 09/05/2024	3.819	3.81	3.868	3.86	3.841	480@3.86	10@3.86	--	--	3,827,947	2,136	14,703,670.73	4,826,417.48	3.21	4.22	30101010
66,850,563	0.780	0.1493 0.1495 0.2313	02/05/2024	13/06/2018	--	GR. SARANTIS S.A. (CR)	11.6	-- ↘	11.6 09/05/2024	11.6	11.54	11.7	11.6	11.604	104@11.58	19016@11.70	--	--	73,102	416	848,275.12	775,466.53	8.18	12.44	45201020
118,105,090	0.300	0.3411 0.3798	26/06/2023	05/03/2020	--	TERNA ENERGY (CR)	18.78	-0.11 €	18.8 09/05/2024	18.8	18.74	18.95	18.78	18.824	3040@18.78	614@18.79	--	--	137,547	811	2,589,				

Number of Outstanding Securities	Nominal Value	Dividends [1] 2021 2022 2023	Date of Last Dividend [2]	Coupon Right	Note	Shares	Closing price	% change	Previous closing price/date	Open price	Price min	Price max	Last price	Avg price	Last Bid [7]	Last Ask [7]	P/E after tax	Year	Volume	Trades	Transactions Value[8]	Company Mkt Value (thou. €)	Year low	Year high	Sector[4]		
73,694,142	3.45	---	---	---	04/10/2023	---	OPTIMA BANK (CR)	11.32	1.07 P	11.2	09/05/2024	11.1	11.1	11.32	11.32	11.236 528@11.22	2055@11.32	---	---	184,546	873	2,073,497.94	834,217.69	7.24	11.32	30101010	
Main Market - Medium Liquidity Class																											
13,126,020	0.660	0.1163 0.1158	---	26/07/2023	04/09/2020	---	AS COMPANY SA (CR)	2.67	-0.74 E	2.69	09/05/2024	2.67	2.57	2.68	2.67	2.622 250@2.61	1097@2.67	---	---	8,138	61	21,339.83	35,046.47	2.32	2.74	40401030	
14,000,000	1.95	3.42 0.26	---	19/07/2023	26/03/2024	---	ALPHA REAL ESTATE (CR)	7.2	---	7.2	09/05/2024	7.2	7.12	7.2	7.2	7.185 5@7.20	688@7.32	---	---	1,004	13	7,213.68	100,800.00	7	11.75	35101015	
3,114,144	0.360	0.3427 0.2304	---	29/05/2023	02/06/2020	---	ALPHA TRUST HOLDINGS (CR)	8.12	0.25 P	8.1	09/05/2024	8.12	8.12	8.12	8.12	200@8.12	---	---	---	700	31	5,684.00	25,286.85	5.9	8.18	30202010	
243,164,193	0.300	---	---	30/12/2021	05/12/2023	---	ATTICA HOLDINGS (CR)	2.4	-1.24 E	2.43	09/05/2024	2.43	2.4	2.45	2.4	2.412 18051@2.40	500@2.44	---	---	11,815	29	28,499.10	583,594.06	1.86	2.58	40501015	
35,764,593	2.10	0.075 0.1046	---	02/05/2023	25/11/2019	---	BRIQ PROPERTIES (CR)	1.965	-0.25 E	1.97	09/05/2024	1.97	1.96	1.97	1.965	1.966 1360@1.96	597@1.97	---	---	16,779	30	32,983.82	70,277.43	1.865	1.985	35102030	
101,123,806	0.360	---	---	22/07/2010	28/06/2011	---	CENTRIC HOLDINGS (CR)	0.382	3.24 P	0.37	09/05/2024	0.37	0.37	0.385	0.382	0.378 3210@0.376	1539@0.382	---	---	95,016	87	35,929.48	38,629.29	0.353	0.467	40203040	
784,500	10.00	0.3	---	0.2508	30/11/2023	31/07/2018	---	CNL CAPITAL (CR)	8.15	1.24 P	8.05	09/05/2024	8.1	8.1	8.15	8.15	8.133 200@8.10	60@8.15	---	2022	300	3	2,440.00	6,393.68	6.65	9	30202010
10,567,700	0.300	---	---	06/10/2005	13/02/2002	---	CPI SA (CR)	0.71	1.14 P	0.702	09/05/2024	0.71	0.694	0.712	0.71	0.705 2900@0.700	1470@0.710	---	---	14,890	25	10,494.62	7,503.07	0.606	0.99	10102030	
18,680,300	0.050	---	---	---	06/07/2022	---	DIMAND (CR)	9.5	-1.15 E	9.61	09/05/2024	9.61	9.48	9.62	9.5	9.563 50@9.41	2556@9.50	---	---	10,524	55	100,639.10	177,462.85	9.4	10.95	35101010	
54,200,000	0.075	0.035 0.074	---	18/07/2023	23/11/2021	---	EPSILON NET (CR)	12.04	---	12.04	09/05/2024	12.04	12	12.06	12.04	12.00@12.0850@12.00	1911@12.04	---	---	106,611	95	1,280,253.12	652,568.00	8.8	12.1	10101015	
10,500,000	2.40	0.29 0.3	---	16/05/2023	02/04/2024	---	INTERCONTINENTAL (CR)	4.22	-0.47 E	4.24	09/05/2024	4.24	4.2	4.32	4.2	4.219 2500@4.22	1390@4.34	7.25	2023	4,618	16	19,484.90	44,310.00	4.18	6.9	35102000	
167,868,482	0.300	---	---	20/08/2007	28/11/2022	---	LAVIPHARM SA (CR)	0.85	-0.35 E	0.853	09/05/2024	0.85	0.84	0.87	0.85	0.854 2000@0.848	6928@0.859	---	---	87,588	101	74,830.10	142,688.21	0.76	0.96	20103015	
4,740,000	0.860	---	---	---	14/03/2003	---	LOGISMOS S.A. (CR)	1.46	0.69 P	1.45	09/05/2024	1.45	1.45	1.46	1.46	1.457 125@1.37	288@1.46	-(6)	2023	386	8	562.42	6,920.40	1.13	1.48	10101015	
17,120,280	0.940	0.06	---	27/06/2022	26/06/2023	---	LOULIS FOOD (CR)	2.69	1.51 P	2.65	09/05/2024	2.67	2.62	2.7	2.7	2.645 15@2.64	155@2.69	---	---	2,454	23	6,491.84	46,053.55	2.6	3.09	45102020	
4,419,616	1.58	---	0.1531	---	10/07/2023	04/03/2015	---	MEDICON S.A. (CR)	2.97	0.34 P	2.96	09/05/2024	2.98	2.88	2.98	2.97	2.93 5@2.92	1118@2.97	---	---	1,188	42	3,480.52	13,126.26	2.81	3.49	20102010
10,500,000	0.950	---	---	24/06/2008	21/07/2023	---	MEVACO SA (CR)	3.8	-1.81 E	3.87	09/05/2024	3.81	3.76	3.87	3.8	3.832 650@3.80	200@3.87	---	2022	4,205	23	16,115.19	39,900.00	3.62	4.32	55102015	
31,317,025	0.400	---	---	26/04/2007	10/05/2023	---	MIG (CR)	4.08	2.90 P	3.965	09/05/2024	4.02	3.955	4.08	4.08	4.048 500@4.02	3420@4.09	---	---	8,803	68	35,635.14	127,773.46	3.71	4.9	30202000	
138,218,440	0.870	---	---	---	11/12/2023	---	ORILINA PROPERTIES REIC (CR)	0.919	-0.76 E	0.926	09/05/2024	0.93	0.91	0.93	0.91	0.925 100@0.925	600@0.938	---	---	19,362	54	17,914.25	127,022.75	0.845	0.9628	35102000	
87,127,162	0.500	---	---	---	08/06/2023	28/07/2021	---	PREMIA (CR)	1.148	0.18 P	1.146	09/05/2024	1.168	1.148	1.168	1.148	1.153 2000@1.14	1000@1.16	---	---	72,321	129	83,387.11	100,021.98	1.112	1.21	35102000
24,586,446	0.230	---	0.04	---	03/07/2023	08/06/2022	---	PROFILE SA (CR)	5.1	5.81 P	4.82	09/05/2024	4.985	4.95	5.1	5.1	5.036 250@5.09	6057@5.10	---	---	269,314	724	1,356,374.33	125,390.87	3.925	5.1	10101010
6,456,530	1.08	0.12 0.1314	---	17/07/2023	02/08/2010	---	SPACE HELLAS SA (CR)	8.24	1.98 P	8.08	09/05/2024	8.08	8.08	8.3	8.24	8.23 298@8.18	1933@8.24	---	---	8,757	79	72,067.76	53,201.81	7	8.48	15101010	
120,528,771	1.60	---	---	---	10/11/2023	---	TRADE ESTATES REIC (CR)	1.72	0.58 P	1.71	09/05/2024	1.72	1.716	1.728	1.72	1.72 1000@1.72	995@1.72	---	---	24,088	30	41,431.14	207,309.49	1.626	1.788	35102045	
17,190,046	0.300	---	---	---	16/11/1992	04/12/2023	---	UNIBIOS (CR)	1.435	---	1.435	09/05/2024	1.45	1.425	1.475	1.435	1.45 3378@1.43	457@1.45	---	---	108,560	239	157,371.61	24,667.72	1.08	1.475	50204000
13,000,000	0.650	---	---	---	01/08/2007	07/04/2000	5093	AKRITAS SA (CR)	0.9	-1.64 E	0.915	09/05/2024	0.905	0.865	0.905	0.9	0.897 50@0.870	765@0.900	---	---	566	19	507.94	11,700.00	0.78	1.33	50101035
32,413,681	0.370	---	---	---	15/07/2009	11/05/2000	---	ALUMIL (CR)	2.74	-0.36 E	2.75	09/05/2024	2.74	2.72	2.79	2.74	2.738 200@2.73	1348@2.75	---	---	2,125	15	5,817.25	88,813.49	2.48	3.18	55102035
3,576,883	3.44	0.5109	---	---	30/10/2023	19/07/2022	---	ANDROMEDA SA (CR)	6.9	0.29 P	6.88	09/05/2024	6.96	6.88	6.98	6.9	6.933 900@6.80	195@6.98	3.81	2023	3,566	28	24,721.90	24,680.49	6.42	7.18	30204000
18,810,000	0.400	---	---	---	08/07/2010	14/11/2007	---	VARVERIS - MODA BAGNO SA (CR)	3.42	2.39 P	3.34	09/05/2024	3.4	3.4	3.48	3.46	3.419 495@3.04	1000@3.39	---	---	283	4	967.68	64,330.20	1.9	3.48	40401025
23,986,500	1.04	---	---	---	26/06/2009	28/08/2023	---	BIOKARPET S.A.(CR)	2.63	0.77 P	2.61	09/05/2024	2.63	2.56	2.64	2.63	2.599 173@2.56	451@2.63	---	---	1,806	12	4,693.52	63,084.50	2.47	3.13	50101035
6,325,000	0.600	0.19 0.153	---	---	03/07/2023	17/02/2014	---	VOYATZOGLOU (CR)	2.44	4.27 P	2.34	09/05/2024	2.42	2.4	2.46	2.44	2.442 800@2.22	87@2.38	---	---	721	9	1,760.96	15,433.00	2.16	2.7	50205010
24,060,000	0.300	0.055 0.075	---	---	25/04/2023	01/07/2019	---	GEN. COMMERCIAL & IND.SA (CR)	1.7	1.19 P	1.68	09/05/2024	1.73	1.67	1.73	1.7	1.695 50@1.69	324@1.70	11.50	2023	4,410	35	7,473.21	40,902.00	1.565	1.95	50205010
15,878,748	0.480	---	---	---	10/07/2006	22/03/2004	---	DOMIKI KRITIS SA (CR)	4.635	-2.22 E	4.74	09/05/2024	4.63	4.625	4.785	4.635	4.634 3050@4.63	1490@4.64	---	---	1,735	16	8,039.41	73,598.00	3.07	4.88	50101010
34,720,000	0.310	---	---	---	16/06/2010	01/08/2007	---	DROMEAS SA (CR)	0.344	0.58 P	0.342	09/05/2024	0.334	0.334	0.348	0.344	0.338 870@0.335	569@0.344	---	---	12,151	26	4,108.00	11,943.68	0.321	0.398	40202015
13,673,200	0.420	---	---	---	18/07/2008	26/07/2001	---	EVROFARMA SA (CR)	1.685	---	1.685	09/05/2024	1.685	1.655	1.7	1.685	1.692 35@1.69	1531@1.70	---	---	5,482	24	9,274.73	23,039.34	1.2	1.94	45102020
18,410,839	1.00	0.262 0.202	---	---	23/08/2023	10/09/2010	---	ELASTRON (CR)	2.33	-1.27 E	2.36	09/05/2024	2.37	2.33	2.37	2.33	2.357 106@2.33	500@2.34	---	---	5,090	22	11,998.77	42,897.25	2.27	2.84	55102010
23,828,130	0.500	0.0737	---	---	18/07/2022	17/02/2009	---	ELINOIL S.A. (CR)	2.5	1.63 P	2.46	09/05/2024	2.47	2.43	2.5	2.5	2.467 600@2.44	1000@2.49	---	---	1,402	17	3,458.58	59,570.33	2.23	2.94	60101020
19,864,886	5.60	0.672 0.672 0.672	18/04/2024	02/07/2008	---	---	BANK OF GREECE (CR)	14.1	-1.74 E	14.35	09/05/2024	14.45	14.1	14.45	14.1	14.196 693@14.10	1@14.15	---	---	6,209	57	88,142.00	280,094.89	13.6	15.85	30101010	

Number of Outstanding Securities	Nominal Value	Dividends [1]			Date of Last Coupon		Note	Shares	Closing price	% change	Previous closing price/date	Open price	Price min	Price max	Last price	Avg price	Last Bid [7]	Last Ask [7]	P/E after tax	Year	Volume	Trades	Transactions Value[8]	Company Mkt Value (thou. €)	Year low	Year high	Sector[4]	
2021	2022	2023	Dividend [2]	Right																								
26,730,187	0.520	0.1	0.12	---	29/06/2023	01/08/2017	---	ELTON SA (CR)	1.816	0.89 P	1.8	09/05/2024	1.792	1.776	1.818	1.816	1.796	300@1.79	2094@1.82	---	---	10,506	71	18,864.98	48,542.02	1.74	2.36	50205010
30,000,000	0.050	0.09	0.1	---	09/06/2023	11/06/2020	---	ENTERSOFT (CR)	7.85	0.13 P	7.84	09/05/2024	7.84	7.84	7.85	7.84	7.846	13493@7.84	21696@7.85	---	---	5,614	16	44,049.80	235,500.00	5.68	8.1	10101015
36,300,000	1.12	0.2186	---	---	14/09/2022	12/12/2007	---	THESSALONIKA WATER & SEWERAGE	3.29	2.17 P	3.22	09/05/2024	3.28	3.2	3.3	3.29	3.231	1005@3.23	1073@3.29	---	---	10,966	48	35,435.10	119,427.00	3.15	3.58	65102030
15,083,480	0.150	---	---	---	02/06/2010	29/01/2024	---	EUROCONSULTANTS S.A. (CR)	1.35	0.75 P	1.34	09/05/2024	1.355	1.315	1.355	1.35	1.329	900@1.33	2394@1.35	---	---	29,811	60	39,619.19	20,362.70	1.1	1.385	50205020
114,320,400	0.100	0.01	---	---	26/11/2021	05/08/2019	---	IKTINOS HELLAS SA (CR)	0.41	---	0.41	09/05/2024	0.406	0.404	0.4145	0.41	0.408	5000@0.410	12230@0.410	---	---	240,937	257	98,248.33	46,871.36	0.404	0.599	50101035
8,636,132	0.450	---	0.02	---	17/07/2023	13/10/2014	---	ILYDA S.A. (CR)	1.795	1.70 P	1.765	09/05/2024	1.76	1.76	1.835	1.795	1.795	2683@1.79	611@1.81	12.87	2023	39,223	101	70,391.85	15,501.86	1.29	2.02	10101015
3,417,600	0.100	0.016	0.016	---	03/07/2023	02/04/2024	---	INTERWOOD-XYLEMPORIA (PR)	0.356	-0.56 E	0.358	09/05/2024	0.346	0.31	0.358	0.356	0.349	99@0.320	707@0.356	---	---	2,049	45	715.32	13,479.36	0.252	0.388	50101020
45,417,399	0.100	---	---	---	25/07/2008	02/04/2024	---	INTERWOOD-XYLEMPORIA (CR)	0.27	-0.74 E	0.272	09/05/2024	0.27	0.268	0.272	0.27	0.27	3286@0.268	3499@0.270	---	---	38,711	27	10,456.55	13,479.36	0.261	0.3917	50101020
18,567,912	0.590	0.24	---	---	05/07/2023	26/01/2021	---	INTERLIFE G.C.I.(CR)	4.98	-0.40 E	5	09/05/2024	5.02	4.96	5.02	4.98	4.97	140@4.96	57@4.98	6.75	2023	6,020	33	29,919.21	92,468.20	4.62	5.3	30302025
8,424,900	0.500	---	---	---	12/07/2010	04/07/2019	---	INTERTECH SA (CR)	1.26	-1.56 E	1.28	09/05/2024	1.26	1.25	1.275	1.26	1.261	526@1.26	250@1.27	21.84	2023	2,850	17	3,595.23	10,615.37	1.18	1.485	50205010
19,804,134	0.150	---	---	---	01/07/2004	06/11/2017	---	KEKROPS SA (CR)	1.525	0.33 P	1.52	09/05/2024	1.545	1.505	1.555	1.525	1.525	200@1.53	135@1.54	-(6)	2023	13,996	45	21,343.21	30,201.30	1.455	1.965	35101010
40,219,218	0.260	---	---	---	29/08/2022	10/06/2019	---	KLOUKINAS - LAPPAS SA (CR)	1.635	0.31 P	1.63	09/05/2024	1.62	1.62	1.655	1.635	1.639	250@1.63	1197@1.65	---	---	15,605	56	25,576.46	65,758.42	1.425	1.825	50101010
11,510,102	0.890	---	---	---	24/06/2005	06/10/1999	---	NAFPAKTOS TEXTILE (CR)	0.946	-2.88 E	0.974	09/05/2024	0.98	0.924	0.988	0.946	0.939	298@0.924	272@0.946	---	---	11,907	73	11,176.59	10,888.56	0.924	1.34	55101020
21,224,340	0.420	0.02	---	---	06/09/2022	25/04/2006	---	KORDELLOS BROS SA (CR)	0.524	1.55 P	0.516	09/05/2024	0.516	0.508	0.528	0.524	0.513	2000@0.512	65@0.524	---	2023	20,338	36	10,434.10	11,121.55	0.508	0.684	55102010
33,065,136	0.380	0.2001	0.2004	---	24/08/2023	16/09/2013	---	KRI-KRI S.A. (CR)	10.65	0.47 P	10.6	09/05/2024	10.65	10.6	10.7	10.65	10.645	549@10.60	340@10.65	10.91	2023	6,062	27	64,529.85	352,143.70	9.58	12.3	45102020
7,595,160	0.600	---	---	---	10/09/2019	18/08/2010	---	KIRIAKOULIS SHIPPING SA (CR)	1.4	1.82 P	1.375	09/05/2024	1.37	1.35	1.4	1.4	1.386	500@1.38	57@1.39	---	---	60,690	34	84,126.70	10,633.22	0.95	1.65	40501015
6,200,000	0.500	---	---	---	22/06/2010	01/11/1995	---	MINERVA KNITWEAR (CR)	0.59	-3.28 E	0.61	09/05/2024	0.625	0.585	0.635	0.59	0.598	600@0.565	400@0.600	---	---	639	11	382.30	3,658.00	0.51	0.98	40204020
5,939,268	0.620	---	---	---	10/07/2003	03/01/2002	---	LANAKAM SA (CR)	1.06	---	1.06	09/05/2024	---	---	---	---	---	120@1.01	114@1.01	---	---	---	---	---	6,295.62	0.92	1.18	40401020
9,819,370	0.500	---	---	---	14/08/2007	09/01/2004	---	MATHIOS REFRACTORY SA (CR)	1.035	-2.36 E	1.06	09/05/2024	1.005	0.99	1.035	1.035	1.003	111@1.00	197@1.05	---	---	1,550	9	1,555.00	10,163.05	0.99	1.3	55101000
30,150,000	0.360	0.0401	0.0908	---	15/06/2023	25/04/2019	---	MOTODYNAMICS S.A. (CR)	3.035	0.50 P	3.02	09/05/2024	3.04	3.02	3.07	3.035	3.043	298@3.03	1000@3.04	---	---	24,685	74	75,125.88	91,505.25	2.83	3.34	40401030
43,200,000	1.00	0.0824	---	---	07/09/2022	13/09/2023	---	MPL E KEDROS (CR)	3.37	---	3.37	09/05/2024	3.37	3.37	3.39	3.37	3.371	1@3.30	2000@3.40	---	---	3,948	18	13,306.82	145,584.00	3.2	3.39	35102000
8,321,682	0.670	---	---	---	17/08/2007	23/11/1999	---	N. LEVENTERIS (CR)	0.33	-4.62 E	0.346	09/05/2024	0.344	0.33	0.346	0.33	0.336	100@0.322	600@0.330	---	2023	5,450	11	1,831.35	3,597.40	0.27	0.4	55102010
2,160,524	0.670	---	---	---	03/12/2018	23/11/1999	---	N. LEVENTERIS (PR)	0.394	19.39 P	0.33	09/05/2024	0.3	0.3	0.394	0.394	0.371	1500@0.314	42@0.392	---	2023	40	3	14.82	3,597.40	0.26	0.41	55102010
10,080,000	3.00	1.5	1.45	---	11/05/2023	27/08/2001	---	TPA SA (CR)	22.5	0.45 P	22.4	09/05/2024	22.4	22	22.5	22.5	22.403	320@22.30	100@22.70	---	---	4,030	49	90,282.40	226,800.00	21.2	23.5	50206060
25,000,000	2.00	0.628	1.04	---	07/08/2023	08/08/2003	---	P.P.A. S.A. (CR)	25.1	1.21 P	24.8	09/05/2024	24.5	24.5	25.15	25.1	24.997	133@25.05	30@25.25	9.39	2023	6,537	120	163,403.90	627,500.00	23	28.8	50206060
4,971,466	1.46	---	---	---	04/07/2007	08/10/2003	---	PAIRIS SA (CR)	1.195	-1.65 E	1.215	09/05/2024	1.15	1.15	1.205	1.195	1.183	39@1.16	30@1.19	---	---	1,203	17	1,422.84	5,940.90	1.04	1.71	50203030
27,098,594	0.540	0.05	0.0401	0.0702	19/04/2024	14/01/2021	---	PAPOUTSANIS (CR)	2.61	---	2.61	09/05/2024	2.61	2.58	2.63	2.61	2.615	300@2.23	380@2.60	17.33	2023	4,200	31	10,982.04	70,727.33	2.2	2.73	45201020
7,070,400	0.930	0.3242	0.2593	0.8645	15/04/2024	06/05/2016	---	PETROPOULOS PETROS (CR)	9.2	1.77 P	9.04	09/05/2024	9.06	9.04	9.22	9.22	9.134	1030@9.10	82@9.22	---	---	6,220	58	56,814.94	65,047.68	8.22	10.65	50206015
43,741,452	0.660	0.2723	0.2629	0.0699	30/11/2023	01/11/1999	---	THRACE PLASTICS SA (CR)	4.005	0.12 P	4	09/05/2024	4	4	4.025	4.005	4.006	853@4.01	500@4.03	---	---	18,432	97	73,831.30	175,184.52	3.8	4.595	50203015
21,912,599	0.300	---	0.048	---	18/05/2023	23/02/2007	---	REVOIL (CR)	1.7	---	1.7	09/05/2024	1.725	1.69	1.735	1.7	1.712	1800@1.67	2593@1.70	---	---	13,461	49	23,047.29	37,251.42	1.49	1.94	60101020
13,582,223	1.35	---	---	---	24/06/2008	02/02/2016	---	SIDMA STEEL (CR)	1.88	-0.26 E	1.885	09/05/2024	1.9	1.86	1.9	1.88	1.876	443@1.87	91@1.88	---	---	2,520	18	4,726.39	25,534.58	1.85	2.4	55102010
40,693,350	5.00	---	---	---	03/07/2006	26/05/2015	---	TECHNICAL OLYMPIC SA (CR)	2.79	-2.45 E	2.86	09/05/2024	2.84	2.79	2.87	2.79	2.81	500@2.79	500@2.85	---	---	12,591	78	35,375.99	113,534.45	2.49	3.05	40202010
3,048,000	0.300	---	---	---	06/07/2007	01/06/2021	---	TZIRAKIAN PROFIL (CR)	1.58	1.93 P	1.55	09/05/2024	1.555	1.53	1.585	1.58	1.571	909@1.56	29@1.59	---	2023	1,851	16	2,907.52	4,815.84	1.5	1.925	55102010
10,203,575	0.730	---	---	---	16/07/2007	18/10/1999	---	FIERATEX SA (CR)	0.359	---	0.359	30/04/2024	---	---	---	---	---	3000@0.347	250@0.393	---	---	---	---	---	3,663.08	0.335	0.538	55101020
8,340,750	1.16	---	---	---	25/06/2009	17/09/2018	---	HAIDEMENOS SA (CR)	0.7	6.06 P	0.66	09/05/2024	0.605	0.605	0.7	0.7	0.68	9@0.635	168@0.700	---	2023	83	10	56.47	5,838.53	0.605	0.92	50205030

Main Market - Low Liquidity Class

50,014,177	0.050	---	---	---	04/06/2008	27/03/2023	---	ATTICA BANK S.A. (CR)	11.3	-0.88 E	11.4	09/05/2024	11.55	10.9	11.55	11.25	11.
------------	-------	-----	-----	-----	------------	------------	-----	-----------------------	------	---------	------	------------	-------	------	-------	-------	-----

Daily Official List

Year: 145 Trading Day No: 86

Section 2: Analytic Figures of Shares Transactions

Friday, 10 May, 2024

Number of Outstanding Securities	Nominal Value	Dividends [1]			Date of Last Coupon		Note	Shares	Closing price	% change	Previous closing price/date	Open price	Price min	Price max	Last price	Avg price	Last Bid [7]	Last Ask [7]	P/E after tax	Year	Volume	Trades	Transactions Value[8]	Company Mkt Value (thou. €)	Year low	Year high	Sector[4]		
		2021	2022	2023	Dividend [2]	Right																							
11,869,224	0.540	0.136	0.15	---	03/07/2023	30/08/2019	---	FLEXOPACK SA (CR)	8	---	8	09/05/2024	8	8	8	8	8	42@7.85	100@8.25	---	---	8	1	64.00	94,953.79	7.55	8.65	50203030	
468,700		3.42	4.06	---	22/12/2023	21/05/2004	---	MERMEREN KOMB. A.D. PR. (GDR)	47.6	5.78	P	45	09/05/2024	47	47	48	48	47.6	1@45.40	32@48.00	1.63	2023	50	4	2,380.00	22,310.12	42.2	49.6	55102000
57,434,884	1.17	---	---	---	05/06/2008	12/06/2009	---	REDS S.A. (CR)	2.7	---	---	2.7	09/05/2024	2.7	2.7	2.7	2.7	2.7	43932@2.70	4500@2.74	---	---	55,968	34	151,113.60	155,074.19	2.25	2.74	35101010
205,177,538	0.500	0.02	0.03	---	23/06/2023	28/12/2023	---	TRASTOR REAL EST. INV. CO.(CR)	1.15	---	---	1.15	09/05/2024	1.11	1.11	1.2	1.2	1.179	2000@1.13	471@1.19	---	---	143	5	168.63	235,954.17	1.1	1.42	35102000
15,300,000	0.300	---	---	---	30/07/2009	13/12/1999	---	ATTICA PUBLICATIONS SA (CR)	0.41	8.47	P	0.378	09/05/2024	0.408	0.408	0.41	0.41	0.41	500@0.378	2360@0.408	---	---	2,000	2	819.22	6,273.00	0.292	0.414	40301030
15,000,000	0.300	---	---	---	06/07/2007	18/07/2000	---	DAIOS PLASTICS SA (CR)	3.78	---	---	3.78	09/05/2024	4.14	4.14	4.14	4.14	4.14	133@3.42	150@4.14	---	---	1	1	4.14	56,700.00	3.18	4.18	50203015
3,307,500	0.210	---	0.4	---	13/10/2023	30/11/2022	---	ELVE SA (CR)	5.05	---	---	5.05	09/05/2024	---	---	---	---	---	50@5.05	221@5.25	9.43	2023	---	---	---	16,702.88	4.7	5.45	40204020
86,735,980	0.310	---	---	---	06/07/2009	07/09/2023	---	ATHENS MEDICAL CENTER SA (CR)	1.695	0.59	P	1.685	09/05/2024	1.62	1.6	1.73	1.73	1.662	150@1.66	50@1.73	---	---	5,968	40	9,916.62	147,017.49	1.57	2.03	20101025
2,760,000	11.83	11	11.8	---	14/06/2023	16/07/1990	---	KARELIA (CR)	344	---	---	344	09/05/2024	344	344	344	344	344	9@334.00	2@344.00	---	---	1	1	344.00	949,440.00	330	350	45103010
6,700,000	0.800	0.047	0.047	---	23/08/2023	29/05/2014	---	MILLS KEPENOS (CR)	2	---	---	2	09/05/2024	2.04	2	2.04	2	2.02	5@2.00	178@2.02	21.47	2023	102	4	206.08	13,400.00	1.73	2.26	45102020
18,017,472	0.360	---	---	---	09/09/2022	28/08/2017	---	KTIMA KOSTAS LAZARIDIS SA (CR)	1.84	---	---	1.84	09/05/2024	---	---	---	---	---	2851@1.81	370@1.86	---	---	---	---	---	33,152.15	1.64	1.9	45101015
21,364,000	1.12	---	0.4	---	21/08/2023	08/03/2023	---	LAMPASA HOTEL SA (CR)	33.8	---	---	33.8	09/05/2024	34	33.2	34	33.8	33.62	---	50@34.80	---	---	158	5	5,312.00	722,103.20	28.4	34	40501025
32,188,050	1.04	---	---	---	21/07/2008	20/01/2000	---	MOUZAKIS (CR)	0.72	-1.37	E	0.73	09/05/2024	0.725	0.715	0.735	0.735	0.721	420@0.715	395@0.735	---	---	2,815	5	2,030.23	23,175.40	0.67	0.92	55101020
6,340,000	0.600	0.17	0.1	0.2	11/12/2023	11/01/2024	---	NAKAS MUSIC	2.84	---	---	2.84	09/05/2024	2.8	2.8	2.84	2.84	2.83	10@2.80	40@2.86	---	---	40	2	113.20	18,005.60	2.54	3.16	40401030
27,379,200	0.980	---	0.45	---	01/08/2023	29/08/2022	---	CRETE PLASTICS SA (CR)	15.5	0.65	P	15.4	09/05/2024	15.2	15.2	15.7	15.4	15.524	176@15.40	562@15.80	---	---	223	9	3,461.90	424,377.60	14.4	16.4	50203015
255,494,534	2.71	0.279	0.255	0.11	11/12/2023	30/09/2021	---	PRODEA (CR)	7.8	---	---	7.8	09/05/2024	7.8	7.8	7.8	7.8	7.8	900@7.80	1@8.05	---	---	100	1	780.00	1,992,857.37	7	7.95	35102000
4,181,450	0.500	---	---	---	21/08/2000	05/03/2002	---	FLOUR MILLS SARANTOPOULOS SA	1.07	---	---	1.07	09/05/2024	---	---	---	---	---	---	1000@1.17	---	---	---	---	---	4,474.15	0.965	1.12	45102020

Exchange Traded Funds (ETFs)

934,675	---	---	---	---	15/06/2016	---	---	ALPHA ETF FTSE Athex Large Cap	36.42	0.33	P	36.3	09/05/2024	36.3	36.27	36.42	36.42	36.335	500@36.35	500@36.45	---	---	3,264	35	118,596.98	---	31.58	38	12003
---------	-----	-----	-----	-----	------------	-----	-----	--------------------------------	-------	------	---	------	------------	------	-------	-------	-------	--------	-----------	-----------	-----	-----	-------	----	------------	-----	-------	----	-------

Surveillance

89,078,604	0.040	---	---	---	07/07/2010	16/01/2024	5160	FRIGOGLASS SA (CR)	0.27	1.50	P	0.266	09/05/2024	0.27	0.27	0.27	0.27	0.2728650@0.268	17148@0.270	---	2023	162,490	68	43,872.30	24,051.22	0.256	0.44	50204000		
65,326,268	0.530	---	---	---	04/07/2007	19/07/2006	4750	SATO SA (CR)	0.047	---	---	0.047	09/05/2024	0.043	0.043	0.043	0.043	0.043	---	11208@0.043	---	---	50	1	2.15	3,070.33	0.027	0.067	40202015	
13,191,620	0.620	---	---	---	04/08/2010	09/09/2002	5232	YALCO - CONSTANTINOU (CR)	0.18	---	---	0.18	09/05/2024	---	---	---	---	---	5000@0.162	500@0.180	---	---	---	---	---	2,374.49	0.178	0.208	40202020	
17,579,754	4.16	---	---	---	18/08/2006	02/08/2010	---	BIOTER SA (CR)	0.256	---	---	0.256	09/05/2024	0.27	0.27	0.27	0.27	0.27	27@0.270	250@0.280	---	---	380	3	102.60	4,500.42	0.2	0.436	50101010	
54,654,600	0.050	---	---	---	01/07/1998	30/12/2022	5275	VIS SA (CR)	0.162	---	---	0.162	09/05/2024	0.166	0.166	0.166	0.166	0.166	1000@0.166	---	---	2023	110	1	18.26	8,854.05	0.162	0.288	50203030	
51,754,364	0.300	---	---	---	23/12/2003	24/01/2007	5197	SELECTED TEXT. IND. ASSOC (CR)	0.14	---	---	0.14	09/05/2024	0.13	0.13	0.13	0.13	0.1326395@0.130	190@0.139	---	---	---	---	4,896	5	636.48	7,245.61	0.108	0.164	55101020
15,842,391	1.51	---	---	---	15/07/2009	12/05/2000	5141	BITROS HOLDING SA (CR)	0.47	---	---	0.47	09/05/2024	0.426	0.426	0.426	0.426	0.426	500@0.426	1500@0.480	---	---	1,303	6	555.08	7,445.92	0.426	0.755	55102010	
24,319,250	0.300	---	---	---	09/07/2002	04/07/2007	5165	PROODEFTIKH SA (CR)	0.296	---	---	0.296	09/05/2024	0.268	0.268	0.268	0.268	0.268	980@0.268	12660@0.296	---	---	520	2	139.36	7,198.50	0.268	0.4	50101010	
28,438,268	0.070	---	---	---	21/08/2006	24/11/1999	5253	SPIROY AGRICULTURE SA (CR)	0.19	---	---	0.19	09/05/2024	---	---	---	---	---	1705@0.194	---	---	---	---	---	---	---	5,403.27	0.171	0.252	45102010
1,011,000	1.00	---	---	---	01/07/2004	11/12/2012	5193	TRIA ALFA SA (CR)	7	---	---	7	09/05/2024	6.75	6.75	6.75	6.75	6.75	5@6.75	25@7.00	---	2023	3	1	20.25	7,077.00	6.65	8.95	55101020	

Suspension Status

12,417,000	0.310	---	---	---	27/08/2019	28/08/2017	5233	MLS MULTIMEDIA SA (CR)	0.57	---	---	0.57	12/05/2020	---	---	---	---	---	---	---	---	---	---	---	---	---	7,077.69	0.57	0.57	10101015	
6,330,002	0.300	---	---	---	25/06/2002	15/03/2019	5278	VARVARESSOS (CR)	0.24	---	---	0.24	02/05/2023	---	---	---	---	---	---	---	---	---	---	---	---	---	---	1,519.20	0.24	0.24	55101020
3,961,300	1.28	---	---	---	29/06/2004	03/08/2000	5248	DUROS SA (CR)	0.25	---	---	0.25	24/04/2023	---	---	---	---	---	---	---	---	---	---	---	---	---	---	990.33	0.25	0.25	40204020
7,125,216	0.650	---	---	---	01/07/2005	14/12/1999	4955	KRE.KA SA (CR)	0.28	---	---	0.28	06/04/2023	---	---	---	---	---	---	---	---	---	---	---	---	---	---	1,995.06	0.28	0.28	45102010
7,734,375	1.00	---	---	---	09/07/2007	07/01/2011	5277	LIVANIS SA (CR)	0.125	---	---	0.125	28/04/2023	---	---	---	---	---	---	---	---	---	---	---	---	---	---	966.80	0.125	0.125	40301030

Shares' Notes

Code	Note text
()	- Adjusted dividends.
*	- Last adjusted closing price.
[1]	- Net dividends.
[2]	- The "Date of Last Coupon" for New listings refers to the date company's stocks started to trade in Athex
[3]	- The Company Market Value is referred to the number of outstanding shares
[4]	- Sectors codification can be found in Appendix A
[5]	- The Market Value refers to the total number of shares listed (including their several classes) in the exchange by the company.
[6]	- P/E greater than 100
[7]	- Last view of the Order Book before the end of the trading session
[8]	- All Blocks Methods' Transactions Value are included.
4750	- Transfer to the Under Surveillance Category from 8/4/2011.
4955	- Transfer to the Surveillance Category as from 5/4/2013.
5093	- Transfer to the Surveillance Category as of 8/4/2015.
5141	- Transfer to the Surveillance Category as of 10/05/2017.
5160	- Transfer to the Surveillance Category as of 15/04/2016.
5165	- Transfer to the Surveillance Category as of 15/02/2018.
5193	- Transfer to the Surveillance Category as of 25/10/2018.
5197	- Transfer to the Surveillance Category as of 07/11/2018.
5232	- Transfer to the Under Surveillance Category from 08/04/2011.
5233	- Suspension of trading as of 13/05/2020.
5248	- Transfer to the Surveillance Category as of 06/09/20116.
5253	- Transfer to the Surveillance Category as of 14/5/2021.
5275	- Transfer to the Surveillance Category as of 09/07/2020.
5277	- Suspension of trading as of 02/05/2023.
5278	- Suspension of trading as of 03/05/2023.

Securities Blocks Details

Securities	Block Volume	Price	Block Trade Value	Time of approval	Note
AUTOHELLAS SA (CR)	20,838	12.80	266,726.40	11:43:01	20
GR. SARANTIS S.A. (CR)	12,500	11.60	145,000.00	12:31:39	20
PIRAEUS FINANCIAL HOLD (CR)	308,320	3.84	1,182,407.20	12:49:48	20
ALPHA SERVICES HOLD (CR)	200,000	1.63	326,000.00	13:06:35	20
AUTOHELLAS SA (CR)	5,000	12.80	64,000.00	13:27:27	20
OTE (CR)	25,000	14.47	361,750.00	13:54:55	20
TITAN CEMENT (CB)	30,000	31.50	945,000.00	14:01:56	20
PIRAEUS FINANCIAL HOLD (CR)	197,775	3.84	758,467.13	14:03:24	20
NATIONAL BANK (CR)	47,000	8.05	378,350.00	14:20:35	20
PIRAEUS FINANCIAL HOLD (CR)	400,000	3.84	1,534,400.00	14:32:02	20
ALPHA SERVICES HOLD (CR)	200,000	1.63	326,500.00	14:47:38	20
ATHENS INTL AIRPORT (CR)	57,000	8.30	473,248.20	15:32:54	14
ATHENS INTL AIRPORT (CR)	142,000	8.40	1,192,800.00	15:44:26	20
ALPHA SERVICES HOLD (CR)	350,000	1.65	578,725.00	15:53:11	20
PIRAEUS FINANCIAL HOLD (CR)	100,000	3.85	385,200.00	15:55:43	20
PIRAEUS FINANCIAL HOLD (CR)	200,000	3.84	767,200.00	16:25:26	20
ALPHA SERVICES HOLD (CR)	497,933	1.65	821,589.45	16:33:42	20
EUROBANK HOLDINGS (CR)	200,000	2.08	415,000.00	16:38:15	20
PIRAEUS FINANCIAL HOLD (CR)	100,000	3.85	385,000.00	16:39:51	20
MYTILINEOS (CR)	11,694	39.08	457,001.52	16:58:06	20
ALPHA SERVICES HOLD (CR)	400,106	1.64	654,173.31	16:58:50	20
EUROBANK HOLDINGS (CR)	409,401	2.07	847,460.07	17:11:38	20
NATIONAL BANK (CR)	50,000	8.10	405,000.00	17:12:11	20

Blocks Notes

9 - Method 6-1 / Special Fees

10 - Method 6-1 / Special Fees, SDS

14 - Method 6-3 / Settlement, Incomplete Buy and Sell

18 - Method 6-2 / SPOT 1

19 - Method 6-2 / SPOT 2

20 - Method 6-1 and Method 6-1 Same Day Settlement

21 - Other Pre-agreed

Shares Rights Details

Occured date	Exercise from	Exercise until	Trading until	Rights	Price min	Price max	Closing price	Last Bid	Last Ask	Volume	Trades	Transactions Value
--------------	---------------	----------------	---------------	---------------	-----------	-----------	---------------	----------	----------	--------	--------	--------------------

No Rights Transactions.

Forced Sales Details

Securities	Category of Security	Transactions Volume	Number of Trades	Transactions Value	Note
------------	----------------------	------------------------	---------------------	-----------------------	------

No Forced Transactions.

Forced Sales Notes

- 1 - Compulsory Public Forced Sales
- 2 - Forced Sales of Fixed Registered Shares
- 3 - Forced Sales of Remaining Fractional Shares

Exchange Traded Funds (ETFs) Characteristics

	Transactions Date (T)	Creation / Redemption	Units (T-1)	New Units (T-1)	Redemption Units (T-1)	Units (T) [1]	Fund Assets [2]	Net Unit Price	Dividend per Unit	Dividend Date
ALPHA ETF FTSE Athex Large Cap	10/05/2024	5,000	934,675	---	---	934,675	33,876,870.00	36.2445	0.62	03/07/2023

ETFs Notes

[1] - Units (T) = Units (T-1) + New Units (T-1) - Redemption Units (T-1)

[2] - The Creation / Redemption Units of T-1 are included.

Non Convertible Corporate Bonds - Regulated Market

Num Listed Bonds	Nominal price	Issue price	Today's Rate	Exp. Date	Duration (years)	Note	Coupon		Trading Unit	Corporate Bonds	Accrued Int.	Yield.T.Mat	Price min	Price max	Closing price	Previous closing price/date	Volume	Transactions Value	Last order		Date	ear min	Year max	
							Common	Preferred											Price	Buy / Sell				
130,000	1,000.00	1,000.00	6.00	27/02/2029	5	---	1	---	1	INTRALOT S.A. (Non Convertible)	12.8333	5.5800	101.3000	101.5000	101.3500	101.0000	09/05/2024	43,000	44,132.33	101.0000	B	10/05/2024	100.0050	101.9000
320,000	1,000.00	1,000.00	3.40	21/07/2027	7	---	8	---	1	LAMDA DEVELOPMENT S.A. (Non Convertible)	10.6722	4.7120	94.5000	94.6983	94.5734	94.2600	09/05/2024	11,000	10,520.47	93.5000	B	10/05/2024	92.0000	97.1500
200,000	1,000.00	1,000.00	2.10	27/10/2027	7	---	8	---	1	O.P.A.P. S.A. (Non Convertible)	0.8750	3.7500	94.0000	94.0000	94.0000	94.0000	09/05/2024	3,000	2,822.63	93.1000	B	10/05/2024	90.5800	95.0000
200,000	1,000.00	1,000.00	1.90	23/03/2028	7	---	7	---	1	MOTOR OIL CORINTH REFINERIES SA (Non Convertible)	2.5861	3.9590	92.1000	92.5000	92.1947	92.0360	09/05/2024	95,000	87,830.68	92.0100	B	10/05/2024	90.5000	92.7000
100,000	1,000.00	1,000.00	2.95	11/02/2027	5	---	5	---	1	SAFE BULKERS PARTICIPATIONS PLC (Non Convertible)	7.5389	4.8050	---	---	---	94.6320	09/05/2024	---	---	93.1005	B	10/05/2024	93.3364	97.0000
230,000	1,000.00	1,000.00	4.70	12/07/2029	7	---	4	---	1	LAMDA DEVELOPMENT S.A. (Non convertible)	16.0583	4.4430	99.2000	99.5000	99.4430	99.3000	09/05/2024	20,000	20,209.77	99.2300	B	10/05/2024	98.3500	101.2000
100,000	1,000.00	1,000.00	4.40	26/07/2029	7	---	4	---	1	CPLP SHIPPING HOLDINGS PLC (Non Convertible)	13.3222	4.4500	98.2000	98.3900	98.2633	98.4000	09/05/2024	3,000	2,987.87	98.2001	B	10/05/2024	95.0948	100.2438
199,375	1,000.00	1,000.00	3.60	12/03/2026	7	---	11	---	1	AEGEAN AIRLINES S.A. (Non Convertible)	6.3000	3.5490	98.7999	98.9500	98.9200	98.2810	09/05/2024	10,000	9,955.00	98.0000	B	10/05/2024	97.1458	99.3000
150,000	1,000.00	1,000.00	2.60	22/10/2026	7	---	10	---	1	TERNA ENERGY FINANCE S.A. (Non Convertible)	1.5889	4.0360	94.1014	95.7800	95.6604	95.8500	09/05/2024	54,000	51,742.41	94.1514	B	10/05/2024	92.8293	95.8499
500,000	1,000.00	1,000.00	2.75	03/07/2027	7	---	8	---	1	GEK TERNA S.A. (Non Convertible)	10.0833	4.8890	92.4996	93.0210	92.6443	91.9890	09/05/2024	28,000	26,222.73	91.6500	B	10/05/2024	91.5500	94.0000
200,000	1,000.00	1,000.00	4.25	23/01/2029	5	---	1	---	1	AUTOHELLAS S.A. (Non Convertible)	13.2222	4.1220	99.5000	100.3900	100.3000	100.2000	09/05/2024	20,000	20,224.34	100.0000	B	10/05/2024	97.5000	101.0000
175,000	1,000.00	1,000.00	3.40	26/07/2024	5	---	10	---	1	ATTICA HOLDINGS S.A. (Non Convertible)	10.2944	3.8480	---	---	---	99.7700	09/05/2024	---	---	99.1000	B	10/05/2024	98.5000	99.7700
100,000	1,000.00	1,000.00	2.70	25/05/2026	5	---	6	---	1	COSTAMARE PARTICIPATIONS PLC (Non Convertible)	12.6750	4.7050	---	---	---	95.5000	09/05/2024	---	---	95.9000	B	10/05/2024	94.2567	97.0000
300,000	1,000.00	1,000.00	2.30	20/07/2028	7	---	6	---	1	PRODEA REIC S.A.(Non Convertible)	7.2194	4.8160	90.0000	90.0000	90.0000	90.0330	09/05/2024	7,000	6,350.54	89.7700	B	10/05/2024	86.1234	92.3500
150,000	1,000.00	1,000.00	2.65	22/10/2026	5	---	6	---	1	CPLP SHIPPING HOLDINGS PLC (Non Convertible)	1.6194	4.7990	94.4900	94.5000	94.4962	94.0140	09/05/2024	8,000	7,572.65	94.1000	B	10/05/2024	93.0000	95.0000
250,000	1,000.00	1,000.00	2.45	16/11/2028	7	---	5	---	1	ELVALHALCOR S.A. (Non Convertible)	12.2500	4.3790	91.3000	92.3375	91.6000	91.5000	09/05/2024	90,000	83,512.75	91.5000	B	10/05/2024	88.4206	93.3000
120,000	1,000.00	1,000.00	2.65	06/12/2028	7	---	5	---	1	NOVAL PROPERTY REIC (Non Convertible)	11.7778	4.7520	90.5000	91.5000	90.8294	91.0000	09/05/2024	66,000	60,774.26	90.5010	B	10/05/2024	88.5000	93.2000
300,000	1,000.00	1,000.00	2.30	14/12/2028	7	---	5	---	1	GEK TERNA S.A. (Non Convertible)	9.7111	5.2790	87.1004	88.0000	87.7444	87.1750	09/05/2024	7,000	6,210.09	87.3005	B	10/05/2024	85.0000	90.9000

Corporate Bonds Notes

Transactions Volume = (Pieces) * (Nominal Price). Transactions Value = (Pieces) * (Nominal Price) * (price %) + (Accrued interest).

The price of a Bond is stated as a percentage (%) of Bond's Nominal Price.

Nominal Price in Euros (€), except if it is noted differently.

Non Convertible Corporate Bonds - Regulated Market

Num Listed Bonds	Nominal price	Issue price	Today's Rate	Exp. Date	Duration (years)	Note	Coupon		Trading Unit	Corporate Bonds	Accrued Int.	Yield.T.Mat	Price min	Price max	Closing price	Previous closing price/date	Volume	Transactions Value	Last order		ear min	Year max		
							Common	Preffered											Price	Buy / Sell			Date	
100,000	1,000.00	1,000.00	2.80	25/01/2027	5	---	5	---	1	PREMIA S.A. (Non Convertible)	8.5556	4.7520	93.5101	94.9999	94.4999	93.9560	09/05/2024	21,000	19,911.07	93.5100	B	10/05/2024	90.9974	97.8048
500,000	1,000.00	1,000.00	4.00	10/07/2030	7	---	2	---	1	MYTILINEOS S.A. (Non Convertible)	13.8889	3.9110	99.6200	100.0000	99.7800	99.7140	09/05/2024	216,000	218,465.40	99.7100	B	10/05/2024	98.3001	100.6000
120,000	1,000.00	1,000.00	3.95	04/04/2025	7	---	13	---	1	GEK TERNA S.A. (Non Convertible)	4.3889	3.1740	99.7000	100.0000	100.0000	99.4430	08/05/2024	68,000	68,106.14	99.6100	B	10/05/2024	98.6000	100.0000
100,000	1,000.00	1,000.00	5.50	15/12/2028	5	---	1	---	1	IDEAL HOLDINGS S.A. (Non Convertible)	23.0694	4.6650	102.5500	103.9000	102.8000	103.9000	09/05/2024	18,000	18,919.25	103.0000	B	10/05/2024	100.6502	104.1000

Corporate Bonds Notes

Transactions Volume = (Pieces) * (Nominal Price). Transactions Value = (Pieces) * (Nominal Price) * (price %) + (Accrued interest).

The price of a Bond is stated as a percentage (%) of Bond's Nominal Price.

Nominal Price in Euros (€), except if it is noted differently.

Government Bonds

Number Listed Bonds	Nominal price	Today's Rate	Accrued Interest Calc	Exp. Date [1]	Duration (years)	Note	Coupons Date	Curr. coupon value	Trading Unit	Government Bonds	Price min	Price max	Closing price	Previous closing price/date	Volume	Transactions Value	Price	Last order Buy / Sell	Date
3,000,000	1,000.00	4.13	Actual/Actual	15/06/2054	30	---	15/06	4.13	1	GGB-FXD-150654-30Y-4.125-1.000	---	---	---	---	---	---	---	---	---
4,700,000	1,000.00	1.88	Actual/Actual	04/02/2035	15	---	04/02	1.88	1	GGB-FXD-040235-15Y-1.875-1.000	---	---	---	---	---	---	---	---	---
6,000,000	1,000.00	0.75	Actual/Actual	18/06/2031	10	---	18/06	0.75	1	GGB-FXD-180631-10Y-0.750-1.000	---	---	---	---	---	---	---	---	---
3,600,000	1,000.00	3.88	Actual/Actual	15/06/2028	5	---	15/06	3.88	1	GGB-FXD-150628-05Y-3.875-1.000	---	---	---	---	---	---	---	---	---
5,962,747,327	1.00	3.75	Actual/Actual	30/01/2028	10	---	/02 - 01/02 - 31/	3.75	1	GGB-FXD-300128-10Y-3.750-1.000	---	---	---	85.4610 13/07/2018	---	---	1.0000	B	28/11/2018
7,067,309,386	1.00	3.90	Actual/Actual	30/01/2033	15	---	/02 - 01/02 - 31/	3.90	1	GGB-FXD-300133-15Y-3.900-1.000	---	---	---	78.6730 13/07/2018	---	---	1.0000	B	28/11/2018
5,622,848,349	1.00	4.00	Actual/Actual	30/01/2037	19	---	/02 - 01/02 - 31/	4.00	1	GGB-FXD-300137-19Y-4.000-1.000	---	---	---	77.0370 13/07/2018	---	---	1.0000	B	28/11/2018
5,476,770,669	1.00	4.20	Actual/Actual	30/01/2042	24	---	/02 - 01/02 - 31/	4.20	1	GGB-FXD-300142-24Y-4.200-1.000	---	---	---	77.7640 13/07/2018	---	---	1.0000	B	28/11/2018
4,000,000	1,000.00	3.38	Actual/Actual	15/06/2034	10	---	15/06	3.38	1	GGB-FXD-150634-10Y-3.375-1.000	---	---	---	---	---	---	---	---	---
40,248,141	1.00	4.30	Actual/Actual	24/02/2025	13	---	24/02	4.30	1	GGB-FXD-240225-13Y-2.000-1.000	---	---	---	10.0000 22/06/2015	---	---	---	---	---
59,586,043	1.00	4.30	Actual/Actual	24/02/2026	14	---	24/02	4.30	1	GGB-FXD-240226-14Y-2.000-1.000	---	---	---	10.0000 22/06/2015	---	---	---	---	---
41,118,344	1.00	4.30	Actual/Actual	24/02/2027	15	---	24/02	4.30	1	GGB-FXD-240227-15Y-2.000-1.000	---	---	---	10.0000 22/06/2015	---	---	---	---	---
45,137,734	1.00	4.30	Actual/Actual	24/02/2028	16	---	24/02	4.30	1	GGB-FXD-240228-16Y-2.000-1.000	---	---	---	10.0000 22/06/2015	---	---	---	---	---
61,768,888	1.00	4.30	Actual/Actual	24/02/2029	17	---	24/02	4.30	1	GGB-FXD-240229-17Y-2.000-1.000	---	---	---	10.0000 22/06/2015	---	---	---	---	---
54,567,744	1.00	4.30	Actual/Actual	24/02/2030	18	---	24/02	4.30	1	GGB-FXD-240230-18Y-2.000-1.000	---	---	---	10.0000 22/06/2015	---	---	---	---	---
37,541,515	1.00	4.30	Actual/Actual	24/02/2031	19	---	24/02	4.30	1	GGB-FXD-240231-19Y-2.000-1.000	---	---	---	10.0000 22/06/2015	---	---	---	---	---
37,558,317	1.00	4.30	Actual/Actual	24/02/2032	20	---	24/02	4.30	1	GGB-FXD-240232-20Y-2.000-1.000	---	---	---	10.0000 22/06/2015	---	---	---	---	---
37,473,732	1.00	4.30	Actual/Actual	24/02/2033	21	---	24/02	4.30	1	GGB-FXD-240233-21Y-2.000-1.000	---	---	---	10.0000 22/06/2015	---	---	---	---	---
33,888,293	1.00	4.30	Actual/Actual	24/02/2034	22	---	24/02	4.30	1	GGB-FXD-240234-22Y-2.000-1.000	---	---	---	10.0000 22/06/2015	---	---	---	---	---
35,177,800	1.00	4.30	Actual/Actual	24/02/2035	23	---	24/02	4.30	1	GGB-FXD-240235-23Y-2.000-1.000	---	---	---	10.0000 22/06/2015	---	---	---	---	---
35,547,268	1.00	4.30	Actual/Actual	24/02/2036	24	---	24/02	4.30	1	GGB-FXD-240236-24Y-2.000-1.000	---	---	---	10.0000 22/06/2015	---	---	---	---	---
40,246,306	1.00	4.30	Actual/Actual	24/02/2037	25	---	24/02	4.30	1	GGB-FXD-240237-25Y-2.000-1.000	---	---	---	10.0000 22/06/2015	---	---	---	---	---
37,643,952	1.00	4.30	Actual/Actual	24/02/2038	26	---	24/02	4.30	1	GGB-FXD-240238-26Y-2.000-1.000	---	---	---	10.0000 22/06/2015	---	---	---	---	---
36,977,100	1.00	4.30	Actual/Actual	24/02/2039	27	---	24/02	4.30	1	GGB-FXD-240239-27Y-2.000-1.000	---	---	---	10.0000 22/06/2015	---	---	---	---	---
41,615,000	1.00	4.30	Actual/Actual	24/02/2040	28	---	24/02	4.30	1	GGB-FXD-240240-28Y-2.000-1.000	---	---	---	10.0000 22/06/2015	---	---	---	---	---
42,227,208	1.00	4.30	Actual/Actual	24/02/2041	29	---	24/02	4.30	1	GGB-FXD-240241-29Y-2.000-1.000	---	---	---	10.0000 22/06/2015	---	---	---	---	---
68,288,487	1.00	4.30	Actual/Actual	24/02/2042	30	---	24/02	4.30	1	GGB-FXD-240242-30Y-2.000-1.000	---	---	---	10.0000 22/06/2015	---	---	---	---	---
4,000,000	1,000.00	3.88	Actual/Actual	12/03/2029	10	---	12/03	3.88	1	GGB-FXD-120329-10Y-3.875-1.000	---	---	---	---	---	---	100.0000	B	15/10/2019
4,500,000	1,000.00	0.00	Actual/Actual	12/02/2026	5	---	12/02	0.00	1	GGB-FXD-120226-05Y-3.000-1.000	---	---	---	---	---	---	---	---	---
2,209,163	1,000.00	3.38	Actual/Actual	15/02/2025	7	---	15/02	3.38	1	GGB-FXD-150225-07Y-3.375-1.000	---	---	---	---	---	---	---	---	---
964,000	1,000.00	3.25	Actual/Actual	20/03/2025	6	---	20/03	3.25	1	GGB-FXD-200325-06Y-3.250-1.000	---	---	---	---	---	---	---	---	---
2,100,000	1,000.00	3.55	Actual/Actual	20/03/2026	7	---	20/03	3.55	1	GGB-FXD-200326-07Y-3.550-1.000	---	---	---	---	---	---	---	---	---
5,500,000	1,000.00	1.50	Actual/Actual	18/06/2030	10	---	18/06	1.50	1	GGB-FXD-180630-10Y-1.500-1.000	---	---	---	---	---	---	---	---	---
3,500,000	1,000.00	4.38	Actual/Actual	18/07/2038	15	---	18/07	4.38	1	GGB-FXD-180738-15Y-4.375-1.000	---	---	---	---	---	---	---	---	---

Government Bonds Notes

Transactions Volume = (Pieces) * (Nominal Price). Transactions Value = (Pieces) * (Nominal Price) * (price %) + (Accrued interest).

The Value of current coupon for the issues with NV 0.01 euro refers to NV 100 euros

FLR: Floating Interest Rate.

[1] - The Expiration Date of the interest bearing period and the Date for coupon payment.

Government Bonds

Number Listed Bonds	Nominal price	Today's Rate	Accrued Interest Calc	Exp. Date [1]	Duration (years)	Note	Coupons Date	Curr. coupon value	Trading Unit	Government Bonds	Price min	Price max	Closing price	Previous closing price/date	Volume	Transactions Value	Price	Last order Buy / Sell	Date
40,000	1,000.00	4.67	FLR	Actual/360	18/09/2024	1	---	18/09 - 19/03	---	1	GGB-FLT-180924-01Y-4.670-1.000	---	---	---	---	---	---	---	---
5,364,250	1,000.00	3.25		Actual/Actual	20/03/2050	30	---	20/03	3.25	1	GGB-FXD-200350-30Y-3.250-1.000	---	---	---	---	---	---	---	---
3,924,361	1,000.00	2.00		Actual/Actual	22/04/2027	7	---	22/04	2.00	1	GGB-FXD-220427-07Y-2.000-1.000	---	---	---	---	---	99.9000	B	22/04/2020
2,500,000	1,000.00	1.88		Actual/Actual	23/07/2026	7	---	23/07	1.88	1	GGB-FXD-230726-07Y-1.875-1.000	---	---	---	---	---	---	---	---
4,900,000	1,000.00	4.25		Actual/Actual	15/06/2033	10	---	15/06	4.25	1	GGB-FXD-150633-10Y-4.250-1.000	---	---	---	---	---	---	---	---
3,500,000	1,000.00	1.88		Actual/Actual	24/01/2052	30	---	24/01	1.88	1	GGB-FXD-240152-30Y-1.875-1.000	---	---	---	---	---	---	---	---
3,700,000	1,000.00	1.75		Actual/Actual	18/06/2032	10	---	18/06	1.75	1	GGB-FXD-180632-10Y-1.750-1.000	---	---	---	---	---	---	---	---
2,200,000	1,000.00	1.13	FLR	Actual/360	15/12/2027	5	---	- 15/12 - 15/03 -	---	1	GGB-FLT-151227-05Y-1.130-1.000	---	---	---	---	---	102.1600	B	30/12/2022

Government Bonds Notes

Transactions Volume = (Pieces) * (Nominal Price). Transactions Value = (Pieces) * (Nominal Price) * (price %) + (Accrued interest).

The Value of current coupon for the issues with NV 0.01 euro refers to NV 100 euros

FLR: Floating Interest Rate.

[1] - The Expiration Date of the interest bearing period and the Date for coupon payment.

Treasury Bills & Zero Coupon Government Bonds

Issue Date	13-Week Maturity									26-Week Maturity									52-Week Maturity								
	Exp. Date	Initial Rate	Num Listed Bonds	Nominal price	Issue price	Last Trade Price	Last Trade Date	Volume Traded	Note	Exp. Date	Initial Rate	Num Listed Bonds	Nominal price	Issue price	Last Trade Price	Last Trade Date	Volume Traded	Note	Exp. Date	Initial Rate	Num Listed Bonds	Nominal price	Issue price	Last Trade Price	Last Trade Date	Volume Traded	Note
09/06/2023	---	---	---	---	---	---	---	---	---	---	---	---	---	---	---	---	---	---	07/06/2024	3.84	1,600,000	1,000.00	962.60	---	---	---	---
08/09/2023	---	---	---	---	---	---	---	---	---	---	---	---	---	---	---	---	---	---	06/09/2024	3.81	812,500	1,000.00	962.90	---	---	---	---
08/12/2023	---	---	---	---	---	---	---	---	---	---	---	---	---	---	---	---	---	---	06/12/2024	3.70	600,000	1,000.00	963.90	---	---	---	---
08/03/2024	---	---	---	---	---	---	---	---	---	---	---	---	---	---	---	---	---	---	07/03/2025	3.73	812,500	1,000.00	963.70	---	---	---	---

Bonds in Circulation	Currency / Min nominal traded Value	Coupons Payment Date	Current Coupon Value	Note	Coupon	Trading Unit	Issue Date	Duration (years)	Today's Interest	A.I.C in days	Bonds	Last price of previous days		Last Outcry in Cash (euro)			Trades in Pieces	Life min	Life Max
												Price	Buy / Sell	Date	Price	Buy / Sell			
Corporate Bonds in Foreign Currency and Euro																			
103,746	GBP / 10	01/12	0.25	---	65	1	01/12/1930	98	2.5	360	National Mortgage Bank	2.27	05/02/1996	2.27	S	05/02/1996	---	2.27	2.27
0	GBP / 10	01/12	0.25	---	67	1	01/12/1928	100	2.5	360	National Mortgage Bank	---	---	---	---	---	---	---	---

Government Bonds Notes

A.I.C: Accrued Interest Calculation base.

FLR: Floating Interest Rate.

The minimum tradeable Nominal Value for all Demeterialised Government Titles is 100 Euros.

(μτφρ-0)

Athex & ATHEXClear Members List

Member Name				Stock Market			Derivatives Market		ATHEXClear Member	
	Address	Phone	Fax	Market Member	Remote Member	Market Maker	Proprietary	Market Maker	General Clearing	Direct Clearing
A. SARRIS SECURITIES S.A.				a						
6, ΔΡΑΓΑΤΣΑΝΙΟΥ 6 ΑΘΗΝΑ	2103367700									
ΑΕΟΝIC SECURITIES C.I.F. P.L.C.				a						
, ΛΑΪΟΥ 6, ΓΡ. 301B, ANNA COURT	35725337600									
ALPHA BANK S.A.									a	
, ΣΤΑΔΙΟΥ 40 ΑΘΗΝΑ	2103260000									
ALPHA FINANCE INVESTMENT SERVICES SINGLE MEMBER SA				a		a	a	a		a
5, ΠΑΝΕΠΙΣΤΗΜΙΟΥ 45 ΑΘΗΝΑ	2103677400									
ARGUS STOCKBROKERS LTD				a	a		a			
25, 25 ΛΕΩΦΟΡΟΣ ΔΗΜΟΣΘΕΝΗ ΣΕΒΕΡΗ	0035722717000									
ATHLOS CAPITAL INVESTMENT SERVICES LTD					a					
, 17 STASINOU AVENUE, BEDIZIA TOWER, 6TH & 7TH FL.	35722110777									
ATLANTIC SECURITIES LTD				a	a					
37, ΠΡΟΔΡΟΜΟΥ 37	0035722445400									
AXON SECURITIES S.A.				a			a			
48, ΣΤΑΔΙΟΥ 48 ΑΘΗΝΑ	2103363800									
BETA SECURITIES S.A.				a		a	a			a
29, ΑΛΕΞΑΝΔΡΑΣ 29 ΑΘΗΝΑ	210 6478900									
BNP PARIBAS S.A.									a	
, ΛΑΜΨΑΚΟΥ 2 ΑΘΗΝΑ	2107468525									
BOFA SECURITIES EUROPE SA				a	a					
, 51 RUE LA BOÉTIE	+33 153655555									
CAPITAL SECURITIES S.A.				a			a			
58, ΜΗΤΡΟΠΟΛΕΩΣ 58 ΑΘΗΝΑ	2103369700									
CITIGROUP GLOBAL MARKETS EUROPE AG				a	a					
16, REUTERWEG 16	+49 691366-0									
CITIGROUP GLOBAL MARKETS LIMITED				a						
1, 33 CANADA SQUARE - CANARY WHARF	+44 02079864000									
CREDIT SUISSE BANK (EUROPE), S.A.				a						
, CALLE AYALA 42, 3A PLANTA-B MADRID	+34917916000									
CREDIT SUISSE SECURITIES (EUROPE) LIMITED				a						
1, ONE CABOT SQUARE LONDON	+44 2078888888									
CYCLOS SECURITIES S.A.				a			a			
39, ΧΑΡΙΛΑΟΥ ΤΡΙΚΟΥΠΗ 6-8-10 ΑΘΗΝΑ	2103364300									
DEUTSCHE BANK S.A.					a					
1, GREAT WINCHESTER STREET LONDON	+44 20 754 54209	00441133361437								
EUROBANK EQUITIES INVESTMENT FIRM SINGLE MEMBER SA				a		a	a	a		a
, ΦΙΛΕΛΗΝΩΝ 10 & ΞΕΝΟΦΩΝΤΟΣ 13 ΑΘΗΝΑ	2103720425									
EUROBANK S.A.									a	
, ΟΘΩΝΟΣ 8 ΑΘΗΝΑ	2144043907									
EUROCORP INVESTMENT SERVICES S.A.				a			a			a
14, ΠΛ.ΦΙΛΙΚΗΣ ΕΤΑΙΡΕΙΑΣ 14 ΑΘΗΝΑ	2107263600									
EUROTRUST INVESTMENT FIRM SA				a						
113, ΣΕΒΑΣΤΟΥΠΟΛΕΩΣ 113 ΑΘΗΝΑ	2103363100									
EUROXX SECURITIES S.A.				a		a	a	a		a
7, ΠΑΛΑΙΟΛΟΓΟΥ ΧΑΛΑΝΔΡΙ	(210)-6879400	(210)-6879401								
7, ΠΑΛΕΟΛΟΓΟΥ ΧΑΛΑΝΔΡΙ	+30 2106879400	210-6879401								
FREEDOM FINANCE EUROPE LTD				a	a					
, ΧΡΙΣΤΑΚΗ ΚΡΑΝΟΥ 20	035725257786									
G. A. PERVANAS SECURITIES- INVESTMENT SERVICES S.A.				a						
7-9, ΣΟΦΟΚΛΕΟΥΣ 7-9 ΑΘΗΝΑ	2103727200									
GLOBAL CAPITAL SECURITIES & FINANCIAL SERVICES LTD				a	a					
50, ΛΑΡΧΙΠΕΡΙΣΚΟΠΟΥ ΜΑΚΑΡΙΟΥ Γ50	0035722710710									
GREENPOST TRADING EUROPE LTD				a	a	a				
, ΚΙΜΩΝΟΣ 3, ACROPOLIS MANSIONS, 2ND FLOOR, FLAT/OFFICE 202	035722521389									
HELLENIC AMERICAN SECURITIES S.A.				a		a	a			a
27, ΑΝΔΡΕΑ ΠΑΠΑΝΔΡΕΟΥ 27 ΜΑΡΟΥΣΙ	2103311100									
HELLENIC BANK (INVESTMENTS) LTD					a					
, ΑVE.ΚΥΡΙΑΚΟΥ ΜΑΤΣΙ 31 - ΡΟ ΒΟΧ 24747 ΝΙCΟSΙΑ	+357 22500100	357 22500110								
HSBC CONTINENTAL EUROPE									a	
109-111, ΑΜΕΣΟΓΕΙΩΝ 109-111	2106960000									
INDEX SECURITIES S.A.				a						
6, ΔΡΑΓΑΤΣΑΝΙΟΥ 6 ΑΘΗΝΑ	2103213920									

Athex & ATHEXClear Members List

Member Name	Stock Market			Derivatives Market		ATHEXClear Member				
	Address	Phone	Fax	Market Member	Remote Member	Market Maker	Proprietary	Market Maker	General Clearing	Direct Clearing
J. CHR. MAVRIKIS SECURITIES S.A.				a						
5, ΣΟΦΟΚΛΕΟΥΣ 5 ATHINA	2103216730									
KAPPA SECURITIES S.A.				a			a			
15, ΒΑΛΑΩΡΙΤΟΥ 15 ATHINA	2103678600									
KARAMANOF SECURITIES & INVESTMENT SERVICES S.A.				a						
2, ΠΛ.ΑΓ.ΘΕΟΔΩΡΩΝ 2 ATHINA	2103212947									
LAIKI FINANCIAL SERVICES LTD					a					
26, AVE. VYRONOS NICOSIA	357 22367367	357 22718567								
LEON DEPOLAS SECURITIES S.A.				a		a	a			
1, ΧΡΗΣΤΟΥ ΛΑΔΑ 1 ATHINA	2103213276 -28									
MEGA EQUITY SECURITIES & FINANCIAL SERVICES PUBLIC LTD				a	a		a			
42-44, ΛΕΩΦ.ΓΡΙΒΑ ΔΙΓΕΝΗ 42-44	0035722711711									
MERIT SECURITIES S.A				a		a	a			a
5, ΣΟΦΟΚΛΕΟΥΣ 5 ATHINA	2141008814									
MERRILL LYNCH INTERNATIONAL				a						
2, 2 KING EDWARD STREET LONDON	+44 20276281000									
N. CHRYSOCHOIDIS SECURITIES S.A.				a			a			a
7-9, ΣΟΦΟΚΛΕΟΥΣ 7-9 ATHINA	2103213913									
NATIONAL BANK OF GREECE S.A.				a		a	a		a	
86, ΑΙΟΛΟΥ STR. ATHINA	(210)-3341000	(210)-3228187								
68, ΑΚΑΔΙΜΙΑΣ STR. ATHINA	(210)-3328817	(210)-3328678								
NATIONAL SECURITIES SINGLE MEMBER SA				a		a	a	a		
66, ΛΕΩΦΟΡΟΣ ΑΘΗΝΩΝ 128-132 & ΙΦΙΓΕΝΙΑΣ ATHINA	2103328784									
NUNTIUS BROKERAGE AND INVESTMENT SERVICES SINGLE MEMBER S.A.				a						
6, ΔΡΑΓΑΤΣΑΝΙΟΥ 6 ATHINA	2103350599									
ONE PLUS CAPITAL LIMITED				a	a					
, 75 PRODROMOU AVENUE NICOSIA 1307	35722873760									
OPTIMA BANK S.A.				a		a	a	a	a	
, ΑΙΓΙΑΛΕΙΑΣ 32 & ΠΑΡΑΔΕΙΣΟΥ ΜΑΡΟΥΣΙ	210 8173000									
PANCRETA BANK S.A									a	
, ΙΚΑΡΟΥ 5	2810338746									
PANTELAKIS SECURITIES S.A.				a		a	a	a		
57, ΕΘΝΙΚΗΣ ΑΝΤΙΣΤΑΣΕΩΣ 57, ΚΤΙΠΙΟ Β CHALANDRI	2106965000									
PIRAEUS BANK S.A.				a			a		a	
, ΑΜΕΡΙΚΗΣ 4 ATHINA	2103335000									
PIRAEUS SECURITIES S. A.				a		a	a	a		a
10, ΣΤΑΔΙΟΥ 10 ATHINA	2103354100									
PROCHOICE SECURITIES LTD				a	a					
57, ΛΕΩΦ.ΣΠΥΡΟΥ ΚΥΠΡΙΑΝΟΥ 57, ΑΚΙΝΗΤΑ Φ	035724661192									
SHARELINK SECURITIES & FINANCIAL SERVICES LTD				a			a			
6, HOUSE-ΘΕΟΤΟΚΗ 6 ΜΕΓΑΡΟ ΕΛΛΗΝΑ	+357 22554200									
SOCIETE GENERALE S.A.				a	a		a			
, 17 COURS VALMY, CEDEX	+157290504									
SOLIDUS SECURITIES S.A				a			a			a
64, ΛΟΥΙΖΗΣ ΠΙΑΝΚΟΥΡ 64 ATHINA	2106900600									
ST. EM. LAVRENTAKIS SECURITIES S.A.				a			a			
7-9, ΣΟΦΟΚΛΕΟΥΣ 7-9 ATHINA	2103213336									
THE CYPRUS INVESTMENT & SECURITIES CORPORATION LTD				a	a					
154, 1 AG. PROKOPIOU & POSIDONOS 1ST FLOOR	0035722121700									
UBS EUROPE SE				a	a					
, OPERNTURM, BOCKENHEIMER LANDSTRASSE 2-4	496921790									
UBS LIMITED					a					
1, FINSBURY AVENUE LONDON	+44 2075687135									
VIGOR FINANCE INVESTMENT SERVICES S.A.				a			a			
, ΨΥΧΑΡΗ 14 Ν. PSYCHIKO	2106718400									

List of Stocks under Market Making operations

Securities	Market Maker	Start Market Making	Stock Category	Suspension Status
MLS MULTIMEDIA SA (CR)				
	PIRAEUS SECURITIES S. A.	01/08/2019		
ALPHA ETF FTSE Athex Large Cap			Exchange Traded Funds (ETFs)	
	ALPHA FINANCE INVESTMENT SERVICES SINGLE MEMBER SA	02/01/1900		
	NATIONAL SECURITIES SINGLE MEMBER SA	02/01/1900		
ADMIE (IPTO) HOLDING S.A. (CR)			Main Market	
	EUROBANK EQUITIES INVESTMENT FIRM SINGLE MEMBER SA	24/05/2021		
	HELLENIC AMERICAN SECURITIES S.A.	09/03/2020		
	PIRAEUS SECURITIES S. A.	29/06/2017		
AEGEAN AIRLINES (CR)			Main Market	
	EUROBANK EQUITIES INVESTMENT FIRM SINGLE MEMBER SA	22/09/2020		
ALPHA SERVICES HOLD (CR)			Main Market	
	ALPHA FINANCE INVESTMENT SERVICES SINGLE MEMBER SA	29/02/2016		
	EUROBANK EQUITIES INVESTMENT FIRM SINGLE MEMBER SA	22/10/2006		
	GREENPOST TRADING EUROPE LTD	12/06/2023		
	HELLENIC AMERICAN SECURITIES S.A.	25/07/2014		
	LEON DEPOLAS SECURITIES S.A.	04/01/2016		
	MERIT SECURITIES S.A	03/09/2012		
	NATIONAL SECURITIES SINGLE MEMBER SA	02/01/1900		
	PIRAEUS SECURITIES S. A.	28/05/2009		
ALPHA TRUST HOLDINGS (CR)			Main Market	
	EUROBANK EQUITIES INVESTMENT FIRM SINGLE MEMBER SA	06/02/2023		
	LEON DEPOLAS SECURITIES S.A.	04/01/2021		
ALUMIL (CR)			Main Market	
	PIRAEUS SECURITIES S. A.	31/07/2023		
ANDROMEDA SA (CR)			Main Market	
	BETA SECURITIES S.A.	15/02/2021		
	OPTIMA BANK S.A.	03/04/2023		
ATTICA BANK S.A. (CR)			Main Market	
	EUROXX SECURITIES S.A.	22/01/2016		
AUSTRIACARD (CB)			Main Market	
	BETA SECURITIES S.A.	23/03/2023		
	EUROBANK EQUITIES INVESTMENT FIRM SINGLE MEMBER SA	15/05/2023		
AUTOHELLAS SA (CR)			Main Market	
	ALPHA FINANCE INVESTMENT SERVICES SINGLE MEMBER SA	01/07/2019		
	EUROXX SECURITIES S.A.	02/07/2018		
AVAX S.A. (CR)			Main Market	
	EUROBANK EQUITIES INVESTMENT FIRM SINGLE MEMBER SA	14/12/2015		
	OPTIMA BANK S.A.	04/09/2023		
	PIRAEUS SECURITIES S. A.	01/02/2021		
AVE (CR)			Main Market	
	EUROXX SECURITIES S.A.	05/06/2020		
BRIQ PROPERTIES (CR)			Main Market	
	EUROBANK EQUITIES INVESTMENT FIRM SINGLE MEMBER SA	09/09/2019		
	LEON DEPOLAS SECURITIES S.A.	22/02/2021		
	PIRAEUS SECURITIES S. A.	05/02/2024		
CC HBC AG (CR)			Main Market	
	BETA SECURITIES S.A.	08/03/2021		
	NATIONAL SECURITIES SINGLE MEMBER SA	02/01/1900		
	PIRAEUS SECURITIES S. A.	04/05/2015		
CENERGY HOLDINGS (CB)			Main Market	
	ALPHA FINANCE INVESTMENT SERVICES SINGLE MEMBER SA	02/01/2016		
	EUROBANK EQUITIES INVESTMENT FIRM SINGLE MEMBER SA	02/01/2016		
	OPTIMA BANK S.A.	14/03/2022		
	PANTELAKIS SECURITIES S.A.	27/12/2022		
CNL CAPITAL (CR)			Main Market	
	MERIT SECURITIES S.A	01/10/2018		
DIMAND (CR)			Main Market	
	ALPHA FINANCE INVESTMENT SERVICES SINGLE MEMBER SA	08/08/2022		
	EUROBANK EQUITIES INVESTMENT FIRM SINGLE MEMBER SA	08/08/2022		
	PANTELAKIS SECURITIES S.A.	15/05/2023		
EKTER SA (CR)			Main Market	
	BETA SECURITIES S.A.	26/09/2022		
	EUROBANK EQUITIES INVESTMENT FIRM SINGLE MEMBER SA	16/10/2017		
	LEON DEPOLAS SECURITIES S.A.	21/05/2018		
ELASTRON (CR)			Main Market	
	LEON DEPOLAS SECURITIES S.A.	20/02/2017		

List of Stocks under Market Making operations

Securities	Stock Category
Market Maker	Start Market Making
ELLAKTOR (CR)	Main Market
ALPHA FINANCE INVESTMENT SERVICES SINGLE MEMBER SA	18/03/2019
EUROBANK EQUITIES INVESTMENT FIRM SINGLE MEMBER SA	01/06/2012
EUROXX SECURITIES S.A.	24/09/2018
NATIONAL SECURITIES SINGLE MEMBER SA	02/01/1900
PIRAEUS SECURITIES S. A.	22/10/2018
ELTON SA (CR)	Main Market
OPTIMA BANK S.A.	30/01/2023
ELVALHALCOR (CR)	Main Market
ALPHA FINANCE INVESTMENT SERVICES SINGLE MEMBER SA	07/05/2018
BETA SECURITIES S.A.	09/01/2023
EUROBANK EQUITIES INVESTMENT FIRM SINGLE MEMBER SA	07/05/2018
EUROBANK HOLDINGS (CR)	Main Market
ALPHA FINANCE INVESTMENT SERVICES SINGLE MEMBER SA	09/01/2006
EUROBANK EQUITIES INVESTMENT FIRM SINGLE MEMBER SA	01/06/2012
GREENPOST TRADING EUROPE LTD	12/06/2023
HELLENIC AMERICAN SECURITIES S.A.	25/07/2014
LEON DEPOLAS SECURITIES S.A.	30/11/2018
MERIT SECURITIES S.A	06/11/2017
NATIONAL SECURITIES SINGLE MEMBER SA	02/01/1900
PIRAEUS SECURITIES S. A.	28/09/2009
EUROCONSULTANTS S.A. (CR)	Main Market
EUROBANK EQUITIES INVESTMENT FIRM SINGLE MEMBER SA	22/07/2014
OPTIMA BANK S.A.	01/02/2023
EYDAP S.A. (CR)	Main Market
ALPHA FINANCE INVESTMENT SERVICES SINGLE MEMBER SA	27/01/2020
EUROBANK EQUITIES INVESTMENT FIRM SINGLE MEMBER SA	10/06/2019
FOURLIS (CR)	Main Market
EUROBANK EQUITIES INVESTMENT FIRM SINGLE MEMBER SA	01/12/2016
PIRAEUS SECURITIES S. A.	06/03/2017
GEK TERNA (CR)	Main Market
BETA SECURITIES S.A.	08/03/2021
EUROBANK EQUITIES INVESTMENT FIRM SINGLE MEMBER SA	24/05/2021
PIRAEUS SECURITIES S. A.	29/08/2019
GR. SARANTIS S.A. (CR)	Main Market
BETA SECURITIES S.A.	14/05/2012
EUROBANK EQUITIES INVESTMENT FIRM SINGLE MEMBER SA	24/10/2016
PIRAEUS SECURITIES S. A.	02/04/2024
HELLENIC EXCHANGES-A.S.E. (CR)	Main Market
HELLENIC AMERICAN SECURITIES S.A.	01/09/2014
NATIONAL SECURITIES SINGLE MEMBER SA	02/01/1900
PIRAEUS SECURITIES S. A.	04/05/2015
HELLENIQ ENERGY (CR)	Main Market
ALPHA FINANCE INVESTMENT SERVICES SINGLE MEMBER SA	07/11/2023
EUROBANK EQUITIES INVESTMENT FIRM SINGLE MEMBER SA	01/11/2023
HELLENIC AMERICAN SECURITIES S.A.	14/09/2015
PIRAEUS SECURITIES S. A.	20/03/2017
IDEAL HOLDINGS (CR)	Main Market
EUROBANK EQUITIES INVESTMENT FIRM SINGLE MEMBER SA	07/06/2021
PIRAEUS SECURITIES S. A.	07/06/2021
INTERCONTINENTAL (CR)	Main Market
LEON DEPOLAS SECURITIES S.A.	03/06/2019
INTERLIFE G.C.I.(CR)	Main Market
PIRAEUS SECURITIES S. A.	22/01/2024
INTERWOOD-XYLEMPORIA (CR)	Main Market
EUROBANK EQUITIES INVESTMENT FIRM SINGLE MEMBER SA	05/07/2021
PANTELAKIS SECURITIES S.A.	01/07/2021
INTRAKAT (CR)	Main Market
BETA SECURITIES S.A.	04/10/2021
PANTELAKIS SECURITIES S.A.	10/10/2022
JUMBO SA (CR)	Main Market
BETA SECURITIES S.A.	01/02/2021
EUROBANK EQUITIES INVESTMENT FIRM SINGLE MEMBER SA	25/05/2020
GREENPOST TRADING EUROPE LTD	12/06/2023
MERIT SECURITIES S.A	06/11/2017
PIRAEUS SECURITIES S. A.	06/03/2017
KLOUKINAS - LAPPAS SA (CR)	Main Market
OPTIMA BANK S.A.	02/01/2023

List of Stocks under Market Making operations

Securities	Stock Category
Market Maker	Start Market Making
KRI-KRI S.A. (CR)	Main Market
EUROBANK EQUITIES INVESTMENT FIRM SINGLE MEMBER SA	07/05/2018
PIRAEUS SECURITIES S. A.	11/12/2023
LAMDA DEVELOPMENT SA (CR)	Main Market
EUROBANK EQUITIES INVESTMENT FIRM SINGLE MEMBER SA	08/12/2014
PANTELAKIS SECURITIES S.A.	06/11/2017
PIRAEUS SECURITIES S. A.	29/06/2017
LAMPASA HOTEL SA (CR)	Main Market
LEON DEPOLAS SECURITIES S.A.	16/01/2017
MOTODYNAMICS S.A. (CR)	Main Market
OPTIMA BANK S.A.	25/08/2023
MOTOR OIL (CR)	Main Market
BETA SECURITIES S.A.	08/03/2021
EUROBANK EQUITIES INVESTMENT FIRM SINGLE MEMBER SA	22/10/2006
GREENPOST TRADING EUROPE LTD	12/06/2023
LEON DEPOLAS SECURITIES S.A.	01/04/2019
MERIT SECURITIES S.A	25/02/2019
NATIONAL SECURITIES SINGLE MEMBER SA	02/01/1900
PIRAEUS SECURITIES S. A.	04/05/2015
MPLE KEDROS (CR)	Main Market
OPTIMA BANK S.A.	08/11/2023
OPTIMA BANK S.A.	16/10/2023
MYTILINEOS (CR)	Main Market
ALPHA FINANCE INVESTMENT SERVICES SINGLE MEMBER SA	15/04/2019
BETA SECURITIES S.A.	11/04/2022
EUROBANK EQUITIES INVESTMENT FIRM SINGLE MEMBER SA	20/09/2017
GREENPOST TRADING EUROPE LTD	12/06/2023
MERIT SECURITIES S.A	25/02/2019
NATIONAL SECURITIES SINGLE MEMBER SA	02/01/1900
PIRAEUS SECURITIES S. A.	04/05/2015
NAFPAKTOS TEXTILE (CR)	Main Market
OPTIMA BANK S.A.	29/01/2024
NATIONAL BANK (CR)	Main Market
ALPHA FINANCE INVESTMENT SERVICES SINGLE MEMBER SA	09/01/2006
EUROBANK EQUITIES INVESTMENT FIRM SINGLE MEMBER SA	22/10/2006
GREENPOST TRADING EUROPE LTD	12/06/2023
HELLENIC AMERICAN SECURITIES S.A.	25/07/2014
LEON DEPOLAS SECURITIES S.A.	20/05/2015
MERIT SECURITIES S.A	03/09/2012
NATIONAL SECURITIES SINGLE MEMBER SA	02/01/1900
PIRAEUS SECURITIES S. A.	08/09/2008
OPAP (CR)	Main Market
ALPHA FINANCE INVESTMENT SERVICES SINGLE MEMBER SA	09/01/2006
EUROBANK EQUITIES INVESTMENT FIRM SINGLE MEMBER SA	22/10/2006
GREENPOST TRADING EUROPE LTD	12/06/2023
HELLENIC AMERICAN SECURITIES S.A.	25/07/2014
MERIT SECURITIES S.A	20/03/2017
NATIONAL SECURITIES SINGLE MEMBER SA	02/01/1900
PIRAEUS SECURITIES S. A.	04/05/2015
OPTIMA BANK (CR)	Main Market
ALPHA FINANCE INVESTMENT SERVICES SINGLE MEMBER SA	12/12/2023
EUROBANK EQUITIES INVESTMENT FIRM SINGLE MEMBER SA	11/12/2023
OPTIMA BANK S.A.	06/11/2023
ORILINA PROPERTIES REIC (CR)	Main Market
EUROBANK EQUITIES INVESTMENT FIRM SINGLE MEMBER SA	11/12/2023
LEON DEPOLAS SECURITIES S.A.	11/12/2023
OTE (CR)	Main Market
ALPHA FINANCE INVESTMENT SERVICES SINGLE MEMBER SA	09/01/2006
EUROBANK EQUITIES INVESTMENT FIRM SINGLE MEMBER SA	22/10/2006
GREENPOST TRADING EUROPE LTD	12/06/2023
HELLENIC AMERICAN SECURITIES S.A.	25/07/2014
LEON DEPOLAS SECURITIES S.A.	20/04/2015
MERIT SECURITIES S.A	20/03/2017
NATIONAL SECURITIES SINGLE MEMBER SA	02/01/1900
PIRAEUS SECURITIES S. A.	08/09/2008
P.P.A. S.A. (CR)	Main Market
EUROBANK EQUITIES INVESTMENT FIRM SINGLE MEMBER SA	06/02/2019

List of Stocks under Market Making operations

Securities	Stock Category
Market Maker	Start Market Making
PAPOUTSANIS (CR)	Main Market
ALPHA FINANCE INVESTMENT SERVICES SINGLE MEMBER SA	19/11/2018
BETA SECURITIES S.A.	25/11/2013
PETROPOULOS PETROS (CR)	Main Market
EUROBANK EQUITIES INVESTMENT FIRM SINGLE MEMBER SA	01/04/2019
PANTELAKIS SECURITIES S.A.	16/03/2020
PIRAEUS FINANCIAL HOLD (CR)	Main Market
ALPHA FINANCE INVESTMENT SERVICES SINGLE MEMBER SA	15/04/2019
EUROBANK EQUITIES INVESTMENT FIRM SINGLE MEMBER SA	22/10/2006
EUROXX SECURITIES S.A.	15/02/2016
GREENPOST TRADING EUROPE LTD	12/06/2023
HELLENIC AMERICAN SECURITIES S.A.	25/07/2014
LEON DEPOLAS SECURITIES S.A.	30/11/2018
MERIT SECURITIES S.A	16/09/2013
NATIONAL SECURITIES SINGLE MEMBER SA	02/01/1900
PIRAEUS SECURITIES S. A.	16/02/2009
PPC (CR)	Main Market
ALPHA FINANCE INVESTMENT SERVICES SINGLE MEMBER SA	09/01/2006
BETA SECURITIES S.A.	01/02/2021
EUROBANK EQUITIES INVESTMENT FIRM SINGLE MEMBER SA	22/10/2006
GREENPOST TRADING EUROPE LTD	12/06/2023
HELLENIC AMERICAN SECURITIES S.A.	01/09/2014
MERIT SECURITIES S.A	06/11/2017
NATIONAL SECURITIES SINGLE MEMBER SA	02/01/1900
PIRAEUS SECURITIES S. A.	28/09/2009
PREMIA (CR)	Main Market
BETA SECURITIES S.A.	01/06/2021
LEON DEPOLAS SECURITIES S.A.	05/12/2022
PANTELAKIS SECURITIES S.A.	23/12/2021
PROFILE SA (CR)	Main Market
OPTIMA BANK S.A.	03/04/2023
PANTELAKIS SECURITIES S.A.	01/07/2019
QUALITY & RELIABILITY SA (CR)	Main Market
OPTIMA BANK S.A.	03/01/2023
QUEST HOLDINGS (CR)	Main Market
BETA SECURITIES S.A.	26/03/2018
EUROBANK EQUITIES INVESTMENT FIRM SINGLE MEMBER SA	28/01/2019
REVOIL (CR)	Main Market
BETA SECURITIES S.A.	26/06/2023
OPTIMA BANK S.A.	15/04/2024
SIDMA STEEL (CR)	Main Market
OPTIMA BANK S.A.	25/05/2023
SPACE HELLAS SA (CR)	Main Market
MERIT SECURITIES S.A	09/12/2022
TECHNICAL OLYMPIC SA (CR)	Main Market
OPTIMA BANK S.A.	05/07/2023
TERNA ENERGY (CR)	Main Market
EUROBANK EQUITIES INVESTMENT FIRM SINGLE MEMBER SA	24/05/2021
PIRAEUS SECURITIES S. A.	09/12/2019
THRACE PLASTICS SA (CR)	Main Market
ALPHA FINANCE INVESTMENT SERVICES SINGLE MEMBER SA	26/03/2018
LEON DEPOLAS SECURITIES S.A.	28/03/2024
PIRAEUS SECURITIES S. A.	02/04/2024
TITAN CEMENT (CB)	Main Market
BETA SECURITIES S.A.	01/02/2021
EUROBANK EQUITIES INVESTMENT FIRM SINGLE MEMBER SA	06/11/2019
PIRAEUS SECURITIES S. A.	18/01/2021
TRADE ESTATES REIC (CR)	Main Market
EUROBANK EQUITIES INVESTMENT FIRM SINGLE MEMBER SA	08/11/2023
EUROBANK EQUITIES INVESTMENT FIRM SINGLE MEMBER SA	10/11/2023
PANTELAKIS SECURITIES S.A.	08/11/2023
PANTELAKIS SECURITIES S.A.	10/11/2023
TZIRAKIAN PROFIL (CR)	Main Market
LEON DEPOLAS SECURITIES S.A.	19/07/2021
VIOHALCO SA/NV (CB)	Main Market
ALPHA FINANCE INVESTMENT SERVICES SINGLE MEMBER SA	11/03/2008
EUROBANK EQUITIES INVESTMENT FIRM SINGLE MEMBER SA	04/03/2014
MERIT SECURITIES S.A	17/03/2014

Underlying Asset				Derivatives Market													
Price max	Price min	Closing price	change	Delivery Month	Open price	Price max	Price min	Last price	Closing price	Last Bid	Last Ask	Fixing price*	Life high	Life low	Trades	Volume	Open Interest
FTSE/Athex Large Cap				(Trade Unit: 1 Index Point x 2€, Cash Settlement)													
3,606.28	3,585.56	3,598.44	0.36%	May 2024	3,604.00	3,610.00	3,591.25	3,608.00	3,608.00	---	---	---	3,646.00	---	43	106	3,767
				June 2024	3,592.50	3,605.00	3,592.50	3,605.00	3,605.00	---	---	---	3,605.00	---	9	9	261
				July 2024	---	---	---	---	3,599.75	---	---	---	---	---	---	---	---
				September 2024	---	---	---	---	3,612.25	---	---	---	---	---	---	---	---
				December 2024	---	---	---	---	3,630.50	---	---	---	---	---	---	---	---
				March 2025	---	---	---	---	3,648.50	---	---	---	---	---	---	---	---
FTSE/Athex Banks				(Trade Unit: 1 Index Point x 15€, Cash Settlement)													
1,294.08	1,276.58	1,290.79	0.90%	June 2024	---	---	---	---	1,283.00	---	---	---	1,290.00	---	---	---	902
				September 2024	---	---	---	---	1,288.75	---	---	---	---	---	---	---	---
				December 2024	---	---	---	---	1,295.25	---	---	---	---	---	---	---	---
				March 2025	---	---	---	---	1,301.75	---	---	---	---	---	---	---	---
MSCI GREECE REBASED				(Trade Unit: 1 Index Point x 2€, Cash Settlement)													
5,712.14	5,675.28	5,696.03	0.37%	May 2024	---	---	---	---	5,649.25	---	---	---	5,605.00	---	---	---	10
				June 2024	---	---	---	---	5,652.00	---	---	---	5,604.50	---	---	---	10
				July 2024	---	---	---	---	5,589.50	---	---	---	5,364.00	---	---	---	10
				August 2024	---	---	---	---	5,706.50	---	---	---	---	---	---	---	---
				September 2024	---	---	---	---	5,717.50	---	---	---	---	---	---	---	---
				October 2024	---	---	---	---	5,726.25	---	---	---	---	---	---	---	---
				December 2024	---	---	---	---	5,746.25	---	---	---	---	---	---	---	---
				March 2025	---	---	---	---	5,775.00	---	---	---	---	---	---	---	---

Derivatives notes

Fixing prices and final open positions can be retrieved from the following path <http://www.helex.gr/el/web/guest/statistics-end-of-day-derivatives>

Underlying Asset				Derivatives Market													
Price max	Price min	Closing price	change	Delivery Month	Open price	Price max	Price min	Last price	Closing price	Last Bid	Last Ask	Fixing price*	Life high	Life low	Trades	Volume	Open Interest
ADMIE (IPTO) HOLDING S.A. (CR)				(Contract Size: 100 Securities, Physical Delivery)													
2.225	2.195	2.225	1.14%	June 2024	2.22	2.24	2.21	2.24	2.24	---	---	---	2.44	---	22	102	26,797
				September 2024	---	---	---	---	2.23	---	---	---	2.23	---	---	---	508
				December 2024	---	---	---	---	2.23	---	---	---	---	---	---	---	---
				March 2025	---	---	---	---	2.24	---	---	---	---	---	---	---	---
AEGEAN AIRLINES (CR)				(Contract Size: 100 Securities, Physical Delivery)													
13.21	12.82	13.16	2.57%	June 2024	12.25	12.65	12.14	12.65	12.65	---	---	---	12.77	---	119	737	4,844
				September 2024	---	---	---	---	12.93	---	---	---	---	---	---	---	---
				December 2024	---	---	---	---	12.99	---	---	---	---	---	---	---	---
				March 2025	---	---	---	---	13.06	---	---	---	---	---	---	---	---
ALPHA SERVICES HOLD (CR)				(Contract Size: 100 Securities, Physical Delivery)													
1.662	1.6215	1.644	1.01%	June 2024	1.65	1.67	1.63	1.66	1.66	---	---	---	1.82	---	146	4,436	168,192
				September 2024	1.63	1.68	1.62	1.68	1.68	---	---	---	1.68	---	13	368	1,595
				December 2024	---	---	---	---	1.65	---	---	---	---	---	---	---	---
				March 2025	---	---	---	---	1.66	---	---	---	---	---	---	---	---
ATHENS INTL AIRPORT (CR)				(Contract Size: 100 Securities, Physical Delivery)													
8.42	8.33	8.352	0.63%	June 2024	8.25	8.28	8.22	8.25	8.25	---	---	---	8.65	---	5	28	1,408
				September 2024	---	---	---	---	8.36	---	---	---	---	---	---	---	---
				December 2024	---	---	---	---	8.40	---	---	---	---	---	---	---	---
				March 2025	---	---	---	---	8.45	---	---	---	---	---	---	---	---
AUTOHELLAS SA (CR)				(Contract Size: 100 Securities, Physical Delivery)													
12.9	12.76	12.9	0.47%	June 2024	---	---	---	---	12.31	---	---	---	13.67	---	---	---	201
				September 2024	---	---	---	---	12.94	---	---	---	---	---	---	---	---
				December 2024	---	---	---	---	13.00	---	---	---	---	---	---	---	---
				March 2025	---	---	---	---	13.07	---	---	---	---	---	---	---	---
AVAX S.A. (CR)				(Contract Size: 100 Securities, Physical Delivery)													
1.48	1.46	1.466	0.41%	June 2024	1.48	1.50	1.48	1.50	1.50	---	---	---	1.72	---	2	4	926
				September 2024	---	---	---	---	1.47	---	---	---	---	---	---	---	---
				December 2024	---	---	---	---	1.48	---	---	---	---	---	---	---	---
				March 2025	---	---	---	---	1.49	---	---	---	---	---	---	---	---
CC HBC AG (CR)				(Contract Size: 100 Securities, Physical Delivery)													
31.8	31.58	31.7	0.13%	June 2024	30.80	30.93	30.80	30.93	30.93	---	---	---	30.93	---	3	11	59
				September 2024	---	---	---	---	31.90	---	---	---	---	---	---	---	---
				December 2024	---	---	---	---	32.06	---	---	---	---	---	---	---	---
				March 2025	---	---	---	---	32.22	---	---	---	---	---	---	---	---

Derivatives notes

Fixing prices and final open positions can be retrieved from the following path <http://www.helex.gr/el/web/guest/statistics-end-of-day-derivatives>

Underlying Asset				Derivatives Market													
Price max	Price min	Closing price	change	Delivery Month	Open price	Price max	Price min	Last price	Closing price	Last Bid	Last Ask	Fixing price*	Life high	Life low	Trades	Volume	Open Interest
CENERGY HOLDINGS (CB)																	
(Contract Size: 100 Securities, Physical Delivery)																	
8.4	8.24	8.25	-1.79%	June 2024	8.35	8.36	8.28	8.28	8.28	---	---	---	8.42	---	7	122	4,038
				September 2024	---	---	---	---	8.46	---	---	---	---	---	---	---	---
				December 2024	---	---	---	---	8.51	---	---	---	---	---	---	---	---
				March 2025	---	---	---	---	8.55	---	---	---	---	---	---	---	---
ELLAKTOR (CR)																	
(Contract Size: 100 Securities, Physical Delivery)																	
2.725	2.645	2.69	2.67%	June 2024	2.68	2.73	2.67	2.71	2.71	---	---	---	2.73	---	99	778	4,524
				September 2024	---	---	---	---	2.64	---	---	---	---	---	---	---	---
				December 2024	---	---	---	---	2.65	---	---	---	---	---	---	---	---
				March 2025	---	---	---	---	2.67	---	---	---	---	---	---	---	---
ELVALHALCOR (CR)																	
(Contract Size: 100 Securities, Physical Delivery)																	
2.05	1.99	2.01	-0.99%	June 2024	2.05	2.05	2.02	2.04	2.04	---	---	---	2.28	---	14	49	4,141
				September 2024	---	---	---	---	2.06	---	---	---	1.82	---	---	---	50
				December 2024	---	---	---	---	2.06	---	---	---	---	---	---	---	---
				March 2025	---	---	---	---	2.07	---	---	---	---	---	---	---	---
EUROBANK HOLDINGS (CR)																	
(Contract Size: 100 Securities, Physical Delivery)																	
2.089	2.051	2.079	0.68%	June 2024	2.07	2.09	2.06	2.08	2.08	---	---	---	2.09	---	74	1,364	31,901
				September 2024	---	---	---	---	2.08	---	---	---	---	---	---	---	---
				December 2024	---	---	---	---	2.09	---	---	---	---	---	---	---	---
				March 2025	---	---	---	---	2.10	---	---	---	---	---	---	---	---
EYDAP S.A. (CR)																	
(Contract Size: 100 Securities, Physical Delivery)																	
5.9	5.8	5.85	1.56%	June 2024	5.82	5.93	5.82	5.89	5.89	---	---	---	6.10	---	18	60	4,348
				September 2024	---	---	---	---	5.80	---	---	---	---	---	---	---	---
				December 2024	---	---	---	---	5.83	---	---	---	---	---	---	---	---
				March 2025	---	---	---	---	5.86	---	---	---	---	---	---	---	---
FOURLIS (CR)																	
(Contract Size: 100 Securities, Physical Delivery)																	
4.18	4.11	4.18	1.70%	June 2024	4.16	4.21	4.16	4.20	4.20	---	---	---	4.38	---	8	18	1,032
				September 2024	---	---	---	---	4.14	---	---	---	---	---	---	---	---
				December 2024	---	---	---	---	4.16	---	---	---	---	---	---	---	---
				March 2025	---	---	---	---	4.18	---	---	---	---	---	---	---	---
GEK TERNA (CR)																	
(Contract Size: 100 Securities, Physical Delivery)																	
16.9	16.74	16.88	0.84%	June 2024	16.95	17.02	16.88	17.01	17.01	---	---	---	17.26	---	82	249	15,869
				September 2024	---	---	---	---	17.17	---	---	---	15.80	---	---	---	30
				December 2024	---	---	---	---	16.95	---	---	---	---	---	---	---	---
				March 2025	---	---	---	---	17.03	---	---	---	---	---	---	---	---

Derivatives notes

Fixing prices and final open positions can be retrieved from the following path <http://www.helex.gr/el/web/guest/statistics-end-of-day-derivatives>

Underlying Asset				Derivatives Market													
Price max	Price min	Closing price	change	Delivery Month	Open price	Price max	Price min	Last price	Closing price	Last Bid	Last Ask	Fixing price*	Life high	Life low	Trades	Volume	Open Interest
HELLENIC EXCHANGES-A.S.E. (CR)				(Contract Size: 100 Securities, Physical Delivery)													
5.45	5.36	5.42	1.88%	June 2024	5.39	5.47	5.39	5.45	5.45	---	---	---	5.71	---	49	482	8,475
				September 2024	---	---	---	---	5.25	---	---	---	5.25	---	---	---	6
				December 2024	---	---	---	---	5.39	---	---	---	---	---	---	---	---
				March 2025	---	---	---	---	5.41	---	---	---	---	---	---	---	---
HELLENiQ ENERGY (CR)				(Contract Size: 100 Securities, Physical Delivery)													
8.48	8.37	8.43	-0.18%	June 2024	8.47	8.50	8.42	8.46	8.46	---	---	---	8.80	---	17	103	5,001
				September 2024	---	---	---	---	8.51	---	---	---	---	---	---	---	---
				December 2024	---	---	---	---	8.55	---	---	---	---	---	---	---	---
				March 2025	---	---	---	---	8.59	---	---	---	---	---	---	---	---
INTRACOM HOLDINGS (CR)				(Contract Size: 100 Securities, Physical Delivery)													
3.73	3.675	3.69	0.41%	June 2024	3.71	3.75	3.70	3.72	3.72	---	---	---	4.30	---	14	48	8,438
				September 2024	---	---	---	---	3.70	---	---	---	---	---	---	---	---
				December 2024	---	---	---	---	3.72	---	---	---	---	---	---	---	---
				March 2025	---	---	---	---	3.74	---	---	---	---	---	---	---	---
INTRAKAT (CR)				(Contract Size: 100 Securities, Physical Delivery)													
5.47	5.3	5.46	1.49%	June 2024	5.24	5.25	5.21	5.25	5.25	---	---	---	5.66	---	13	59	2,276
				September 2024	---	---	---	---	5.42	---	---	---	---	---	---	---	---
				December 2024	---	---	---	---	5.45	---	---	---	---	---	---	---	---
				March 2025	---	---	---	---	5.47	---	---	---	---	---	---	---	---
JUMBO SA (CR)				(Contract Size: 100 Securities, Physical Delivery)													
28.22	27.6	27.6	-0.72%	June 2024	28.14	28.14	27.83	27.83	27.83	---	---	---	29.93	---	16	33	395
				September 2024	---	---	---	---	28.01	---	---	---	---	---	---	---	---
				December 2024	---	---	---	---	28.15	---	---	---	---	---	---	---	---
				March 2025	---	---	---	---	28.29	---	---	---	---	---	---	---	---
LAMDA DEVELOPMENT SA (CR)				(Contract Size: 100 Securities, Physical Delivery)													
7.1	7	7.1	0.57%	June 2024	7.09	7.11	7.07	7.09	7.09	---	---	---	7.20	---	7	28	7,421
				September 2024	---	---	---	---	7.11	---	---	---	---	---	---	---	---
				December 2024	---	---	---	---	7.15	---	---	---	---	---	---	---	---
				March 2025	---	---	---	---	7.18	---	---	---	---	---	---	---	---
MIG (CR)				(Contract Size: 100 Securities, Physical Delivery)													
4.08	3.955	4.08	2.90%	June 2024	4.01	4.03	4.01	4.03	4.03	---	---	---	4.25	---	2	4	150
				September 2024	---	---	---	---	3.99	---	---	---	---	---	---	---	---
				December 2024	---	---	---	---	4.01	---	---	---	---	---	---	---	---
				March 2025	---	---	---	---	4.03	---	---	---	---	---	---	---	---

Derivatives notes

Fixing prices and final open positions can be retrieved from the following path <http://www.helex.gr/el/web/guest/statistics-end-of-day-derivatives>

Underlying Asset				Derivatives Market													
Price max	Price min	Closing price	change	Delivery Month	Open price	Price max	Price min	Last price	Closing price	Last Bid	Last Ask	Fixing price*	Life high	Life low	Trades	Volume	Open Interest
MOTOR OIL (CR)																	
(Contract Size: 100 Securities, Physical Delivery)																	
27.6	27.1	27.5	1.55%	June 2024	27.40	27.60	27.40	27.60	27.60	---	---	---	27.99	---	4	13	471
				September 2024	---	---	---	---	27.28	---	---	---	---	---	---	---	---
				December 2024	---	---	---	---	27.42	---	---	---	---	---	---	---	---
				March 2025	---	---	---	---	27.56	---	---	---	---	---	---	---	---
MYTILINEOS (CR)																	
(Contract Size: 100 Securities, Physical Delivery)																	
39.34	38.76	39.02	0.05%	June 2024	39.44	39.58	39.05	39.37	39.37	---	---	---	39.58	---	100	294	5,531
				September 2024	---	---	---	---	38.80	---	---	---	38.35	---	---	---	212
				December 2024	---	---	---	---	39.49	---	---	---	---	---	---	---	---
				March 2025	---	---	---	---	39.68	---	---	---	---	---	---	---	---
NATIONAL BANK (CR)																	
(Contract Size: 100 Securities, Physical Delivery)																	
8.124	8	8.1	0.25%	June 2024	8.09	8.16	8.05	8.12	8.12	---	---	---	8.19	---	35	203	11,098
				September 2024	---	---	---	---	8.15	---	---	---	7.04	---	---	---	40
				December 2024	---	---	---	---	8.18	---	---	---	---	---	---	---	---
				March 2025	---	---	---	---	8.22	---	---	---	---	---	---	---	---
OPAP (CR)																	
(Contract Size: 100 Securities, Physical Delivery)																	
15.55	15.41	15.41	-0.77%	June 2024	15.59	15.64	15.54	15.54	15.54	---	---	---	16.99	---	89	656	938
				September 2024	---	---	---	---	15.65	---	---	---	---	---	---	---	---
				December 2024	---	---	---	---	15.72	---	---	---	---	---	---	---	---
				March 2025	---	---	---	---	15.80	---	---	---	---	---	---	---	---
OPTIMA BANK (CR)																	
(Contract Size: 100 Securities, Physical Delivery)																	
11.32	11.1	11.32	1.07%	June 2024	10.90	10.90	10.90	10.90	10.90	---	---	---	10.90	---	2	10	196
				September 2024	---	---	---	---	11.28	---	---	---	---	---	---	---	---
				December 2024	---	---	---	---	11.34	---	---	---	---	---	---	---	---
				March 2025	---	---	---	---	11.40	---	---	---	---	---	---	---	---
OTE (CR)																	
(Contract Size: 100 Securities, Physical Delivery)																	
14.51	14.34	14.43	-0.48%	June 2024	14.51	14.55	14.47	14.55	14.55	---	---	---	14.58	---	9	19	5,945
				September 2024	---	---	---	---	14.61	---	---	---	---	---	---	---	---
				December 2024	---	---	---	---	14.68	---	---	---	---	---	---	---	---
				March 2025	---	---	---	---	14.75	---	---	---	---	---	---	---	---
P.P.A. S.A. (CR)																	
(Contract Size: 100 Securities, Physical Delivery)																	
25.15	24.5	25.1	1.21%	June 2024	---	---	---	---	24.73	---	---	---	28.71	---	---	---	128
				September 2024	---	---	---	---	24.98	---	---	---	---	---	---	---	---
				December 2024	---	---	---	---	25.11	---	---	---	---	---	---	---	---
				March 2025	---	---	---	---	25.24	---	---	---	---	---	---	---	---

Derivatives notes

Fixing prices and final open positions can be retrieved from the following path <http://www.helex.gr/el/web/guest/statistics-end-of-day-derivatives>

Underlying Asset				Derivatives Market													
Price max	Price min	Closing price	change	Delivery Month	Open price	Price max	Price min	Last price	Closing price	Last Bid	Last Ask	Fixing price*	Life high	Life low	Trades	Volume	Open Interest
PIRAEUS FINANCIAL HOLD (CR)																	
(Contract Size: 100 Securities, Physical Delivery)																	
3.868	3.81	3.86	2.12%	June 2024	3.84	3.90	3.84	3.90	3.90	---	---	---	4.26	---	169	2,789	80,730
				September 2024	---	---	---	---	3.87	---	---	---	4.05	---	---	---	6
				December 2024	---	---	---	---	3.83	---	---	---	---	---	---	---	---
				March 2025	---	---	---	---	3.85	---	---	---	---	---	---	---	---
PPC (CR)																	
(Contract Size: 100 Securities, Physical Delivery)																	
11.9	11.61	11.69	-0.51%	June 2024	11.89	11.99	11.69	11.76	11.76	---	---	---	12.75	---	161	1,371	33,239
				September 2024	---	---	---	---	11.94	---	---	---	11.30	---	---	---	100
				December 2024	---	---	---	---	11.90	---	---	---	---	---	---	---	---
				March 2025	---	---	---	---	11.96	---	---	---	---	---	---	---	---
QUEST HOLDINGS (CR)																	
(Contract Size: 100 Securities, Physical Delivery)																	
5.78	5.69	5.73	0.70%	June 2024	5.80	5.80	5.78	5.78	5.78	---	---	---	6.29	---	2	2	267
				September 2024	---	---	---	---	5.73	---	---	---	---	---	---	---	---
				December 2024	---	---	---	---	5.76	---	---	---	---	---	---	---	---
				March 2025	---	---	---	---	5.79	---	---	---	---	---	---	---	---
TERNA ENERGY (CR)																	
(Contract Size: 100 Securities, Physical Delivery)																	
18.95	18.74	18.78	-0.11%	June 2024	18.96	19.00	18.90	18.92	18.92	---	---	---	19.00	---	31	195	32,270
				September 2024	---	---	---	---	18.94	---	---	---	---	---	---	---	---
				December 2024	---	---	---	---	19.04	---	---	---	---	---	---	---	---
				March 2025	---	---	---	---	19.13	---	---	---	---	---	---	---	---
TITAN CEMENT (CB)																	
(Contract Size: 100 Securities, Physical Delivery)																	
32.2	31.25	31.55	1.12%	June 2024	31.98	32.00	31.30	31.56	31.56	---	---	---	32.00	---	10	44	178
				September 2024	---	---	---	---	31.43	---	---	---	---	---	---	---	---
				December 2024	---	---	---	---	31.59	---	---	---	---	---	---	---	---
				March 2025	---	---	---	---	31.75	---	---	---	---	---	---	---	---
VIOHALCO SA/NV (CB)																	
(Contract Size: 100 Securities, Physical Delivery)																	
6.16	6.03	6.03	-1.15%	June 2024	6.15	6.15	6.06	6.06	6.06	---	---	---	6.43	---	17	52	5,089
				September 2024	---	---	---	---	6.15	---	---	---	---	---	---	---	---
				December 2024	---	---	---	---	6.18	---	---	---	---	---	---	---	---
				March 2025	---	---	---	---	6.21	---	---	---	---	---	---	---	---

Derivatives notes

Fixing prices and final open positions can be retrieved from the following path <http://www.helex.gr/el/web/guest/statistics-end-of-day-derivatives>

FTSE/Athex Large Cap

(Trade Unit: 1 Index Point x 2€ - Exercise Style: European, Cash Settlement)

Exercise Price	Call Options														Put Options																		
	May 2024							June 2024							Other Months		May 2024							June 2024							Other Months		Exercise Price
	Open price	Price max	Price min	Last price	Closing price	Volume	Open Interest	Open price	Price max	Price min	Last price	Closing price	Volume	Open Interest	Volume	Open Interest	Open price	Price max	Price min	Last price	Closing price	Volume	Open Interest	Open price	Price max	Price min	Last price	Closing price	Volume	Open Interest	Volume	Open Interest	
2,450	-	-	-	-	-	-	-	0.00	0.00	0.00	-	1,138.00	-	-	-	-	-	-	-	-	-	-	-	-	-	-	-	-	-	-	-	2,450	
2,500	-	-	-	-	-	-	-	0.00	0.00	0.00	-	1,088.00	-	-	-	-	-	-	-	-	-	-	-	-	-	-	-	-	-	-	-	2,500	
2,550	-	-	-	-	-	-	-	0.00	0.00	0.00	-	1,039.00	-	-	-	-	-	-	-	-	-	-	-	-	-	-	-	-	-	-	-	2,550	
2,600	-	-	-	-	-	-	-	0.00	0.00	0.00	-	989.00	-	-	-	-	-	-	-	-	-	-	-	-	-	-	-	-	-	-	-	2,600	
2,650	-	-	-	-	-	-	-	0.00	0.00	0.00	-	939.00	-	-	-	-	-	-	-	-	-	-	-	-	-	-	-	-	-	-	-	2,650	
2,700	-	-	-	-	-	-	-	0.00	0.00	0.00	-	889.00	-	-	-	-	-	-	-	-	-	-	-	-	-	-	-	-	-	-	-	2,700	
2,750	-	-	-	-	-	-	-	0.00	0.00	0.00	-	839.00	-	-	-	-	-	-	-	-	-	-	-	-	-	-	-	-	-	-	-	2,750	
2,800	-	-	-	-	-	-	-	0.00	0.00	0.00	-	789.00	-	-	-	-	-	-	-	-	-	-	-	-	-	-	-	-	-	-	-	2,800	
2,850	-	-	-	-	-	-	-	0.00	0.00	0.00	-	739.00	-	-	-	-	-	-	-	-	-	-	-	-	-	-	-	-	-	-	-	2,850	
2,900	-	-	-	-	-	-	-	0.00	0.00	0.00	-	689.00	-	-	-	-	-	-	-	-	-	-	-	-	-	-	-	-	-	-	-	2,900	
2,950	-	-	-	-	-	-	-	0.00	0.00	0.00	-	640.00	-	-	-	-	-	-	-	-	-	-	-	-	-	-	-	-	-	-	-	2,950	
3,000	-	-	-	-	-	-	-	0.00	0.00	0.00	-	590.00	-	-	-	-	-	-	-	-	-	-	-	-	-	-	-	-	-	-	-	3,000	
3,050	0.00	0.00	0.00	-	541.00	-	-	0.00	0.00	0.00	-	540.00	-	-	-	-	-	-	-	-	-	-	-	-	-	-	-	-	-	-	-	3,050	
3,100	0.00	0.00	0.00	-	491.00	-	-	0.00	0.00	0.00	-	491.00	-	-	-	-	-	-	-	-	-	-	-	-	-	-	-	-	-	-	-	3,100	
3,150	0.00	0.00	0.00	-	441.00	-	-	0.00	0.00	0.00	-	443.00	-	-	-	-	5	-	-	-	-	-	-	-	-	-	-	-	-	-	-	3,150	
3,200	0.00	0.00	0.00	-	391.00	-	-	0.00	0.00	0.00	-	395.00	-	-	-	-	-	-	-	-	-	-	-	-	-	-	-	-	-	-	-	3,200	
3,250	0.00	0.00	0.00	-	341.00	-	42	0.00	0.00	0.00	-	348.00	-	-	-	-	39	-	-	-	-	-	-	-	-	-	-	-	-	-	-	3,250	
3,300	0.00	0.00	0.00	-	291.00	-	21	0.00	0.00	0.00	-	303.00	-	-	-	-	40	-	-	-	-	-	-	-	-	-	-	-	-	-	-	3,300	
3,350	0.00	0.00	0.00	-	241.00	-	20	0.00	0.00	0.00	-	261.00	-	-	-	-	50	-	-	-	-	-	-	-	-	-	-	-	-	-	-	3,350	
3,400	0.00	0.00	0.00	-	192.00	-	21	0.00	0.00	0.00	-	221.00	-	-	-	-	27	-	-	-	-	-	-	-	-	-	-	-	-	-	-	3,400	
3,450	0.00	0.00	0.00	-	145.00	-	52	0.00	0.00	0.00	-	184.00	-	-	-	-	80	-	-	-	-	-	-	-	-	-	-	-	-	-	-	3,450	
3,500	0.00	0.00	0.00	-	103.00	-	29	158.00	158.00	155.00	155.00	155.00	21	60	-	-	-	-	-	-	-	-	-	-	-	-	-	-	-	-	-	3,500	
3,550	0.00	0.00	0.00	-	66.50	-	20	0.00	0.00	0.00	-	121.00	-	-	-	-	73	-	-	-	-	-	-	-	-	-	-	-	-	-	-	3,550	
3,600	48.00	48.00	48.00	48.00	48.00	20	38	0.00	0.00	0.00	-	95.50	-	-	-	-	47	-	-	-	-	-	-	-	-	-	-	-	-	-	-	3,600	
3,650	0.00	0.00	0.00	-	20.25	-	5	0.00	0.00	0.00	-	74.00	-	-	-	-	-	-	-	-	-	-	-	-	-	-	-	-	-	-	-	3,650	
3,700	0.00	0.00	0.00	-	9.30	-	-	0.00	0.00	0.00	-	56.00	-	-	-	-	-	-	-	-	-	-	-	-	-	-	-	-	-	-	-	3,700	
3,750	0.00	0.00	0.00	-	3.70	-	-	0.00	0.00	0.00	-	41.75	-	-	-	-	-	-	-	-	-	-	-	-	-	-	-	-	-	-	-	3,750	
3,800	0.00	0.00	0.00	-	1.30	-	-	0.00	0.00	0.00	-	30.50	-	-	-	-	-	-	-	-	-	-	-	-	-	-	-	-	-	-	-	3,800	
3,850	0.00	0.00	0.00	-	0.40	-	-	0.00	0.00	0.00	-	21.75	-	-	-	-	-	-	-	-	-	-	-	-	-	-	-	-	-	-	-	3,850	
Totals:						20	248					21	102	0	0																		
Number of Trades:						1						2		0																			

ALPHA SERVICES HOLD (CR)

(Contract Size: 100 Securities, Exercise Style: American, Physical Delivery)

Call Options														Put Options																			
Exercise Price	May 2024						June 2024						Other Months		May 2024						June 2024						Other Months		Exercise Price				
	Open price	Price max	Price min	Last price	Closing price	Volume	Open Interest	Open price	Price max	Price min	Last price	Closing price	Volume	Open Interest	Volume	Open Interest	Open price	Price max	Price min	Last price	Closing price	Volume	Open Interest	Open price	Price max	Price min	Last price	Closing price		Volume	Open Interest	Volume	Open Interest
0.850						-	0.000	0.000	0.000	0.000	0.782	-	-									-	-	0.000	0.000	0.000	0.000	0.001	-	-			0.009
0.900						-	0.000	0.000	0.000	0.000	0.732	-	-									-	-	0.000	0.000	0.000	0.000	0.002	-	-			0.009
0.950						-	0.000	0.000	0.000	0.000	0.682	-	-									-	-	0.000	0.000	0.000	0.000	0.004	-	-			0.010
1.000	0.000	0.000	0.000		0.630	-	0.000	0.000	0.000	0.000	0.632	-	-			0.000	0.000	0.000		0.001	-	-		0.000	0.000	0.000	0.000	0.001	-	-			0.010
1.100	0.000	0.000	0.000		0.530	-	0.000	0.000	0.000	0.000	0.533	-	-			0.000	0.000	0.000		0.001	-	-		0.000	0.000	0.000	0.000	0.001	-	-			0.011
1.200	0.000	0.000	0.000		0.431	-	0.000	0.000	0.000	0.000	0.433	-	-			0.000	0.000	0.000		0.001	-	-		0.000	0.000	0.000	0.000	0.001	-	-			0.012
1.300	0.000	0.000	0.000		0.331	-	0.000	0.000	0.000	0.000	0.334	-	-			0.000	0.000	0.000		0.001	-	-		0.000	0.000	0.000	0.000	0.001	-	-			0.013
1.400	0.000	0.000	0.000		0.232	-	0.000	0.000	0.000	0.000	0.238	-	-			0.000	0.000	0.000		0.002	-	-		0.000	0.000	0.000	0.000	0.005	-	-			0.014
1.500	0.000	0.000	0.000		0.142	-	0.000	0.000	0.000	0.000	0.153	-	-			0.000	0.000	0.000		0.012	-	-		0.000	0.000	0.000	0.000	0.020	-	-			0.015
1.600	0.000	0.000	0.000		0.072	-	0.000	0.000	0.000	0.000	0.087	-	-			0.000	0.000	0.000		0.041	-	-		0.000	0.000	0.000	0.000	0.053	-	-			0.016
1.700	0.000	0.000	0.000		0.029	-	0.000	0.000	0.000	0.000	0.043	-	-			0.000	0.000	0.000		0.098	-	-		0.000	0.000	0.000	0.000	0.109	-	-			0.017
1.800	0.000	0.000	0.000		0.009	-	0.000	0.000	0.000	0.000	0.018	-	-			0.000	0.000	0.000		0.178	-	-		0.000	0.000	0.000	0.000	0.185	-	-			0.018
1.900	0.000	0.000	0.000		0.002	-	0.000	0.000	0.000	0.000	0.006	-	-			0.000	0.000	0.000		0.272	-	-		0.000	0.000	0.000	0.000	0.274	-	-			0.019
2.000	0.000	0.000	0.000		0.001	-	0.000	0.000	0.000	0.000	0.002	-	-			0.000	0.000	0.000		0.370	-	-		0.000	0.000	0.000	0.000	0.370	-	-			0.020
2.200	0.000	0.000	0.000		0.001	-	0.000	0.000	0.000	0.000	0.001	-	-			0.000	0.000	0.000		0.570	-	-		0.000	0.000	0.000	0.000	0.570	-	-			0.022
2.400	0.000	0.000	0.000		0.001	-	0.000	0.000	0.000	0.000	0.001	-	-			0.000	0.000	0.000		0.770	-	-		0.000	0.000	0.000	0.000	0.770	-	-			0.024
2.600	0.000	0.000	0.000		0.001	-	0.000	0.000	0.000	0.000	0.001	-	-			0.000	0.000	0.000		0.970	-	-		0.000	0.000	0.000	0.000	0.970	-	-			0.026
Totals:						0	0					0	0	0	0							0	0							0	0		
Number of Trades:						0						0		0								0.00								0		0	

NATIONAL BANK (CR)

(Contract Size: 100 Securities, Exercise Style: American, Physical Delivery)

Call Options														Put Options																				
May 2024							June 2024							Other Months		May 2024							June 2024							Other Months		Exercise Price		
Open price	Price max	Price min	Last price	Closing price	Volume	Open Interest	Open price	Price max	Price min	Last price	Closing price	Volume	Open Interest	Volume	Open Interest	Open price	Price max	Price min	Last price	Closing price	Volume	Open Interest	Open price	Price max	Price min	Last price	Closing price	Volume	Open Interest	Volume	Open Interest			
3.400					-	-	0.000	0.000	0.000		4.69	-	-			-	-	0.000	0.000	0.000		0.001	-	-							0.034			
3.600					-	-	0.000	0.000	0.000		4.49	-	-			-	-	0.000	0.000	0.000		0.001	-	-							0.036			
3.800					-	-	0.000	0.000	0.000		4.29	-	-			-	-	0.000	0.000	0.000		0.001	-	-							0.038			
4.000					-	-	0.000	0.000	0.000		4.09	-	-			-	-	0.000	0.000	0.000		0.001	-	-							0.040			
4.400					-	-	0.000	0.000	0.000		3.69	-	-			-	-	0.000	0.000	0.000		0.001	-	-							0.044			
4.800	0.000	0.000	0.000		3.28	-	-	0.000	0.000	0.000		3.29	-	-		0.000	0.000	0.000		0.001	-	-		0.000	0.000	0.000		0.001	-	-		0.048		
5.200	0.000	0.000	0.000		2.88	-	-	0.000	0.000	0.000		2.89	-	-		0.000	0.000	0.000		0.001	-	-		0.000	0.000	0.000		0.001	-	-		0.052		
5.600	0.000	0.000	0.000		2.48	-	-	0.000	0.000	0.000		2.49	-	-		0.000	0.000	0.000		0.001	-	-		0.000	0.000	0.000		0.001	-	-		0.056		
6.000	0.000	0.000	0.000		2.08	-	-	0.000	0.000	0.000		2.09	-	-		0.000	0.000	0.000		0.002	-	-		0.000	0.000	0.000		0.001	-	-		0.060		
6.400	0.000	0.000	0.000		1.68	-	-	0.000	0.000	0.000		1.70	-	-		0.000	0.000	0.000		0.001	-	-		0.000	0.000	0.000		0.004	-	-		0.064		
6.800	0.000	0.000	0.000		1.28	-	-	0.000	0.000	0.000		1.31	-	-		0.000	0.000	0.000		0.002	-	-		0.000	0.000	0.000		0.017	-	-		0.068		
7.200	0.000	0.000	0.000		0.884	-	-	0.000	0.000	0.000		0.953	-	-		0.000	0.000	0.000		0.001	-	-		0.000	0.000	0.000		0.056	-	-		0.072		
7.600	0.000	0.000	0.000		0.498	-	-	0.000	0.000	0.000		0.639	-	30		0.000	0.000	0.000		0.015	-	-		0.000	0.000	0.000		0.141	-	-		0.076		
8.000	0.000	0.000	0.000		0.193	-	-	0.000	0.000	0.000		0.395	-	-		0.000	0.000	0.000		0.109	-	-		0.000	0.000	0.000		0.297	-	-		0.080		
8.400	0.000	0.000	0.000		0.042	-	-	0.000	0.000	0.000		0.222	-	-		0.000	0.000	0.000		0.359	-	-		0.000	0.000	0.000		0.524	-	-		0.084		
8.800	0.000	0.000	0.000		0.005	-	-	0.000	0.000	0.000		0.112	-	-		0.000	0.000	0.000		0.723	-	-		0.000	0.000	0.000		0.815	-	-		0.088		
9.200	0.000	0.000	0.000		0.001	-	-	0.000	0.000	0.000		0.052	-	-		0.000	0.000	0.000		1.12	-	-		0.000	0.000	0.000		1.16	-	-		0.092		
9.600	0.000	0.000	0.000		0.001	-	-	0.000	0.000	0.000		0.022	-	-		0.000	0.000	0.000		1.52	-	-		0.000	0.000	0.000		1.53	-	-		0.096		
10.000	0.000	0.000	0.000		0.001	-	-	0.000	0.000	0.000		0.008	-	-		0.000	0.000	0.000		1.92	-	-		0.000	0.000	0.000		1.92	-	-		0.100		
Totals:					0	0						0	30		0	0						0	0							0	324		0	0
Number of Trades:					0							0			0							0.00							0			0		

OPAP (CR)

(Contract Size: 100 Securities, Exercise Style: American, Physical Delivery)

Exercise Price	Call Options													Put Options																		
	May 2024				June 2024				Other Months					May 2024				June 2024				Other Months										
	Open price	Price max	Price min	Last price	Closing price	Volume	Open Interest	Open price	Price max	Price min	Last price	Closing price	Volume	Open Interest	Volume	Open Interest	Open price	Price max	Price min	Last price	Closing price	Volume	Open Interest	Open price	Price max	Price min	Last price	Closing price	Volume	Open Interest	Volume	Open Interest
9.600						-	0.000	0.000	0.000		5.95	-	-									-	-	0.000	0.000	0.000	0.001	-	-			0.096
10.000	0.000	0.000	0.000		5.53	-	0.000	0.000	0.000		5.55	-	-			0.000	0.000	0.000		0.001	-	-	0.000	0.000	0.000	0.001	-	-			0.100	
11.000	0.000	0.000	0.000		4.53	-	0.000	0.000	0.000		4.56	-	-			0.000	0.000	0.000		0.001	-	-	0.000	0.000	0.000	0.001	-	-			0.110	
12.000	0.000	0.000	0.000		3.54	-	0.000	0.000	0.000		3.56	-	-			0.000	0.000	0.000		0.001	-	-	0.000	0.000	0.000	0.001	-	-			0.120	
13.000	0.000	0.000	0.000		2.54	-	0.000	0.000	0.000		2.57	-	-			0.000	0.000	0.000		0.001	-	-	0.000	0.000	0.000	0.004	-	-			0.130	
14.000	0.000	0.000	0.000		1.54	-	0.000	0.000	0.000		1.61	-	-			0.000	0.000	0.000		0.001	-	-	0.000	0.000	0.000	0.051	-	-			0.140	
15.000	0.000	0.000	0.000		0.596	-	0.000	0.000	0.000		0.822	-	-			0.000	0.000	0.000		0.060	-	-	0.000	0.000	0.000	0.257	-	-			0.150	
16.000	0.000	0.000	0.000		0.081	-	0.000	0.000	0.000		0.316	-	-			0.000	0.000	0.000		0.545	-	1	0.000	0.000	0.000	0.752	-	-			0.160	
17.000	0.000	0.000	0.000		0.002	-	0.000	0.000	0.000		0.086	-	33			0.000	0.000	0.000		1.47	-	-	0.000	0.000	0.000	1.53	-	-			0.170	
18.000	0.000	0.000	0.000		0.001	-	0.000	0.000	0.000		0.018	-	-			0.000	0.000	0.000		2.47	-	-	0.000	0.000	0.000	2.47	-	-			0.180	
19.000	0.000	0.000	0.000		0.003	-	0.000	0.000	0.000		0.002	-	-			0.000	0.000	0.000		3.47	-	-	0.000	0.000	0.000	3.47	-	-			0.190	
20.000	0.000	0.000	0.000		0.001	-	0.000	0.000	0.000		0.001	-	-			0.000	0.000	0.000		4.47	-	-	0.000	0.000	0.000	4.47	-	-			0.200	
22.000	0.000	0.000	0.000		0.001	-	0.000	0.000	0.000		0.001	-	-			0.000	0.000	0.000		6.47	-	-	0.000	0.000	0.000	6.47	-	-			0.220	
24.000	0.000	0.000	0.000		0.001	-	0.000	0.000	0.000		0.001	-	-			0.000	0.000	0.000		8.47	-	-	0.000	0.000	0.000	8.47	-	-			0.240	
Totals:						0	0					0	33	0	0						0	1					0	20	0	0		
Number of Trades:						0						0		0							0.00						0		0			

OTE (CR)

(Contract Size: 100 Securities, Exercise Style: American, Physical Delivery)

Call Options														Put Options																			
Exercise Price	May 2024						June 2024						Other Months		May 2024						June 2024						Other Months		Exercise Price				
	Open price	Price max	Price min	Last price	Closing price	Volume	Open Interest	Open price	Price max	Price min	Last price	Closing price	Volume	Open Interest	Volume	Open Interest	Open price	Price max	Price min	Last price	Closing price	Volume	Open Interest	Open price	Price max	Price min	Last price	Closing price		Volume	Open Interest	Volume	Open Interest
9.200	0.000	0.000	0.000		5.30	-	-	0.000	0.000	0.000		5.32	-	-			0.000	0.000	0.000		0.001	-	-	0.000	0.000	0.000		0.001	-	-			0.092
9.600	0.000	0.000	0.000		4.90	-	-	0.000	0.000	0.000		4.92	-	-			0.000	0.000	0.000		0.001	-	-	0.000	0.000	0.000		0.001	-	-			0.096
10.000	0.000	0.000	0.000		4.50	-	-	0.000	0.000	0.000		4.52	-	-			0.000	0.000	0.000		0.001	-	-	0.000	0.000	0.000		0.001	-	-			0.100
11.000	0.000	0.000	0.000		3.50	-	-	0.000	0.000	0.000		3.53	-	-			0.000	0.000	0.000		0.001	-	-	0.000	0.000	0.000		0.001	-	-			0.110
12.000	0.000	0.000	0.000		2.51	-	-	0.000	0.000	0.000		2.53	-	-			0.000	0.000	0.000		0.001	-	-	0.000	0.000	0.000		0.003	-	-			0.120
13.000	0.000	0.000	0.000		1.51	-	5	0.000	0.000	0.000		1.57	-	-			0.000	0.000	0.000		0.002	-	-	0.000	0.000	0.000		0.038	-	-			0.130
14.000	0.000	0.000	0.000		0.588	-	-	0.000	0.000	0.000		0.767	-	-			0.000	0.000	0.000		0.082	-	6	0.000	0.000	0.000		0.234	-	-			0.140
15.000	0.000	0.000	0.000		0.092	-	5	0.000	0.000	0.000		0.271	-	-			0.000	0.000	0.000		0.586	-	-	0.000	0.000	0.000		0.739	-	-			0.150
16.000	0.000	0.000	0.000		0.004	-	-	0.000	0.000	0.000		0.066	-	-			0.000	0.000	0.000		1.50	-	-	0.000	0.000	0.000		1.54	-	-			0.160
17.000	0.000	0.000	0.000		0.001	-	-	0.000	0.000	0.000		0.010	-	-			0.000	0.000	0.000		2.50	-	-	0.000	0.000	0.000		2.50	-	-			0.170
18.000	0.000	0.000	0.000		0.001	-	-	0.000	0.000	0.000		0.001	-	-			0.000	0.000	0.000		3.50	-	-	0.000	0.000	0.000		3.50	-	-			0.180
19.000	0.000	0.000	0.000		0.001	-	-	0.000	0.000	0.000		0.001	-	-			0.000	0.000	0.000		4.50	-	-	0.000	0.000	0.000		4.50	-	-			0.190
20.000						-	-	0.000	0.000	0.000		0.001	-	-								-	-	0.000	0.000	0.000		5.50	-	-			0.200
22.000						-	-	0.000	0.000	0.000		0.001	-	-								-	-	0.000	0.000	0.000		7.50	-	-			0.220
Totals:						0	10					0	0	0	0						0	6					0	0	0	0			
Number of Trades:						0						0		0							0.00						0		0				

PIRAEUS FINANCIAL HOLD (CR)

(Contract Size: 100 Securities, Exercise Style: American, Physical Delivery)

Call Options														Put Options																			
May 2024							June 2024							Other Months		May 2024							June 2024							Other Months		Exercise Price	
Open price	Price max	Price min	Last price	Closing price	Volume	Open Interest	Open price	Price max	Price min	Last price	Closing price	Volume	Open Interest	Volume	Open Interest	Open price	Price max	Price min	Last price	Closing price	Volume	Open Interest	Open price	Price max	Price min	Last price	Closing price	Volume	Open Interest	Volume	Open Interest		
1.800					-	-	0.000	0.000	0.000		1.98	-	-			-	-	0.000	0.000	0.000		0.001	-	-			-	-			0.018		
1.900					-	-	0.000	0.000	0.000		1.88	-	-			-	-	0.000	0.000	0.000		0.001	-	-			-	-			0.019		
2.000					-	-	0.000	0.000	0.000		1.78	-	-			-	-	0.000	0.000	0.000		0.001	-	-			-	-			0.020		
2.200					-	-	0.000	0.000	0.000		1.59	-	-			-	-	0.000	0.000	0.000		0.001	-	-			-	-			0.022		
2.400					-	-	0.000	0.000	0.000		1.39	-	-			-	-	0.000	0.000	0.000		0.001	-	-			-	-			0.024		
2.600					-	-	0.000	0.000	0.000		1.19	-	-			-	-	0.000	0.000	0.000		0.001	-	-			-	-			0.026		
2.800	0.000	0.000	0.000		0.981	-	-	0.000	0.000	0.000		0.987	-	-			0.000	0.000	0.000		0.001	-	-			0.000	0.000	0.000		0.001	-	-	0.028
3.000	0.000	0.000	0.000		0.781	-	-	0.000	0.000	0.000		0.790	-	-			0.000	0.000	0.000		0.001	-	-			0.000	0.000	0.000		0.003	-	-	0.030
3.200	0.000	0.000	0.000		0.581	-	-	0.000	0.000	0.000		0.599	-	-			0.000	0.000	0.000		0.001	-	-			0.000	0.000	0.000		0.011	-	-	0.032
3.400	0.000	0.000	0.000		0.383	-	-	0.000	0.000	0.000		0.424	-	-			0.000	0.000	0.000		0.002	-	-			0.000	0.000	0.000		0.036	-	-	0.034
3.600	0.000	0.000	0.000		0.202	-	-	0.000	0.000	0.000		0.277	-	-			0.000	0.000	0.000		0.020	-	-			0.000	0.000	0.000		0.089	-	-	0.036
3.800	0.000	0.000	0.000		0.074	-	-	0.000	0.000	0.000		0.164	-	-			0.000	0.000	0.000		0.092	-	-			0.000	0.000	0.000		0.176	-	-	0.038
4.000	0.000	0.000	0.000		0.017	-	-	0.000	0.000	0.000		0.089	-	-			0.000	0.000	0.000		0.235	-	-			0.000	0.000	0.000		0.301	-	-	0.040
4.400	0.000	0.000	0.000		0.001	-	-	0.000	0.000	0.000		0.019	-	-			0.000	0.000	0.000		0.620	-	-			0.000	0.000	0.000		0.633	-	-	0.044
4.800	0.000	0.000	0.000		0.001	-	-	0.000	0.000	0.000		0.003	-	-			0.000	0.000	0.000		1.02	-	-			0.000	0.000	0.000		1.02	-	-	0.048
5.200	0.000	0.000	0.000		0.001	-	-	0.000	0.000	0.000		0.001	-	-			0.000	0.000	0.000		1.42	-	-			0.000	0.000	0.000		1.42	-	-	0.052
5.600	0.000	0.000	0.000		0.001	-	-	0.000	0.000	0.000		0.001	-	-			0.000	0.000	0.000		1.82	-	-			0.000	0.000	0.000		1.82	-	-	0.056
6.000	0.000	0.000	0.000		0.001	-	-	0.000	0.000	0.000		0.001	-	-			0.000	0.000	0.000		2.22	-	-			0.000	0.000	0.000		2.22	-	-	0.060
6.400	0.000	0.000	0.000		0.001	-	-	0.000	0.000	0.000		0.001	-	-			0.000	0.000	0.000		2.62	-	-			0.000	0.000	0.000		2.62	-	-	0.064
Totals:					0	0						0	0	0								0	0									0	0
Number of Trades:					0							0	0									0.00									0	0	

PPC (CR)

(Contract Size: 100 Securities, Exercise Style: American, Physical Delivery)

Call Options														Put Options																			
May 2024							June 2024							Other Months		May 2024							June 2024							Other Months		Exercise Price	
Open price	Price max	Price min	Last price	Closing price	Volume	Open Interest	Open price	Price max	Price min	Last price	Closing price	Volume	Open Interest	Volume	Open Interest	Open price	Price max	Price min	Last price	Closing price	Volume	Open Interest	Open price	Price max	Price min	Last price	Closing price	Volume	Open Interest	Volume	Open Interest		
6.800					-	-	0.000	0.000	0.000		4.97	-	-			-	-	0.000	0.000	0.000		0.001	-	-								0.068	
7.200					-	-	0.000	0.000	0.000		4.57	-	-			-	-	0.000	0.000	0.000		0.001	-	-								0.072	
7.600					-	-	0.000	0.000	0.000		4.17	-	-			-	-	0.000	0.000	0.000		0.001	-	-								0.076	
8.000					-	-	0.000	0.000	0.000		3.77	-	-			-	-	0.000	0.000	0.000		0.001	-	-								0.080	
8.400	0.000	0.000	0.000		3.35	-	-	0.000	0.000	0.000		3.37	-	-		0.000	0.000	0.000		0.001	-	-		0.000	0.000	0.000		0.001	-	-		0.084	
8.800	0.000	0.000	0.000		2.95	-	-	0.000	0.000	0.000		2.97	-	-		0.000	0.000	0.000		0.001	-	-		0.000	0.000	0.000		0.001	-	-		0.088	
9.200	0.000	0.000	0.000		2.55	-	-	0.000	0.000	0.000		2.58	-	-		0.000	0.000	0.000		0.001	-	-		0.000	0.000	0.000		0.003	-	-		0.092	
9.600	0.000	0.000	0.000		2.15	-	-	0.000	0.000	0.000		2.18	-	-		0.000	0.000	0.000		0.002	-	-		0.000	0.000	0.000		0.011	-	-		0.096	
10.000	0.000	0.000	0.000		1.75	-	-	0.000	0.000	0.000		1.80	-	-		0.000	0.000	0.000		0.002	-	-		0.000	0.000	0.000		0.030	-	-		0.100	
11.000	0.000	0.000	0.000		0.773	-	50	0.000	0.000	0.000		0.965	-	5		0.000	0.000	0.000		0.018	-	10		0.000	0.000	0.000		0.189	-	-		0.110	
12.000	0.000	0.000	0.000		0.122	-	-	0.000	0.000	0.000		0.400	-	11		0.000	0.000	0.000		0.367	-	-		0.000	0.000	0.000		0.624	-	-		0.120	
13.000	0.000	0.000	0.000		0.003	-	5	0.000	0.000	0.000		0.125	-	-		0.000	0.000	0.000		1.25	-	-		0.000	0.000	0.000		1.35	-	-		0.130	
14.000	0.000	0.000	0.000		0.001	-	-	0.000	0.000	0.000		0.029	-	-		0.000	0.000	0.000		2.25	-	-		0.000	0.000	0.000		2.26	-	-		0.140	
15.000	0.000	0.000	0.000		0.001	-	-	0.000	0.000	0.000		0.005	-	-		0.000	0.000	0.000		3.25	-	-		0.000	0.000	0.000		3.25	-	-		0.150	
16.000	0.000	0.000	0.000		0.001	-	-	0.000	0.000	0.000		0.001	-	-		0.000	0.000	0.000		4.25	-	-		0.000	0.000	0.000		4.25	-	-		0.160	
17.000	0.000	0.000	0.000		0.001	-	-	0.000	0.000	0.000		0.001	-	-		0.000	0.000	0.000		5.25	-	-		0.000	0.000	0.000		5.25	-	-		0.170	
18.000					-	-	0.000	0.000	0.000		0.001	-	-			-	-	0.000	0.000	0.000		6.25	-	-								0.180	
Totals:					0	55						0	16		0	0						0	10						0	0		0	0
Number of Trades:					0							0			0							0.00						0			0		

Lending Products	Underlying Title	Multilateral Transactions[1]					Bilateral Transactions[2]		Stock Borrowing through OTC (volume)[3]
		Open Interest[5]	Volume(Offered)	Average Weighted	Transactions volume	Average Weighted	Transactions Volume	Average Weighted	Transactions Volume
ADMIEBOR	ADMIE (IPTO) HOLDING S.A. (CR)	---	---	---	---	---	---	202,364	
AEGNBOR	AEGEAN AIRLINES (CR)	111	---	---	---	---	---	261,872	
AETFBOR	ALPHA ETF FTSE Athex Large Cap	---	---	---	---	200	1.00%	---	
ALPHABOR	ALPHA SERVICES HOLD (CR)	---	---	---	---	---	---	62,844,022	
ALMYBOR	ALUMIL (CR)	---	---	---	---	---	---	---	
AIABOR	ATHENS INTL AIRPORT (CR)	---	---	---	---	---	---	81,166	
ACAGBOR	AUSTRIACARD (CB)	---	---	---	---	---	---	---	
OTOELBOR	AUTOHELLAS SA (CR)	2,589	---	---	---	---	---	94,739	
AVAXBOR	AVAX S.A. (CR)	---	---	---	---	---	---	---	
EEEBOR	CC HBC AG (CR)	2,154	---	---	500	4.88%	---	77,221	
CENERBOR	CENERGY HOLDINGS (CB)	---	---	---	---	---	---	32,998	
DIMANDBOR	DIMAND (CR)	---	---	---	---	---	---	90,674	
ELLAKTORBOR	ELLAKTOR (CR)	2,681	---	---	---	---	---	87,165	
ELHABOR	ELVALHALCOR (CR)	3,134	---	---	---	---	---	65,887	
EPSILBOR	EPSILON NET (CR)	---	---	---	---	---	---	8,700	
EUROBBOR	EUROBANK HOLDINGS (CR)	123,401	---	---	---	---	---	34,140,664	
EYDAPBOR	EYDAP S.A. (CR)	845	---	---	---	---	---	261,848	
FOYRKBOR	FOURLIS (CR)	230	---	---	---	---	---	23,297	
GEKTERNABOR	GEK TERNA (CR)	---	---	---	---	---	---	3,698	
SARBOR	GR. SARANTIS S.A. (CR)	1,042	---	---	---	---	---	40,554	
EXAEBOR	HELLENIC EXCHANGES-A.S.E. (CR)	---	---	---	---	---	---	152,047	
ELPEBOR	HELLENIQ ENERGY (CR)	---	---	---	---	---	---	431,509	
INTEKBOR	IDEAL HOLDINGS (CR)	---	---	---	---	---	---	16,255	
INTRKBOR	INTRACOM HOLDINGS (CR)	---	---	---	---	---	---	36,885	
INKATBOR	INTRAKAT (CR)	---	---	---	---	---	---	80,387	
INLOTBOR	INTRALOT (CR)	---	---	---	---	---	---	1,008,544	
BELABOR	JUMBO SA (CR)	2,651	---	---	---	---	---	195,735	
KRIBOR	KRI-KRI S.A. (CR)	---	---	---	---	---	---	140	
LAMDABOR	LAMDA DEVELOPMENT SA (CR)	---	---	---	---	4,200	0.01%	223,277	
LAVIBOR	LAVIPHARM SA (CR)	---	---	---	---	---	---	---	
MIGBOR	MIG (CR)	1,992	---	---	---	---	---	40,179	

Stock Lending Notes

[1] - Multilateral contracts Lending or Borrowing as per Methods 8-1, 8-2 and 8-3-3 (According to ATHEX BoD Resolution No.17)

[2] - Bilateral Contracts Lending or Borrowing as per Methods 8-3-1 and 8-3-2 (According to ATHEX BoD Resolution No.20)

[3] - The information concerning OTC Stock Borrowing Transactions is based on the statements of the Dematerialised Securities System (DSS) operators involved and refers to volumes that have been registered up until the previous working day.

[4] - Average Price (Volume weighted)

[5] - The Data concerning Open Interest before the start of trading session

Lending Products	Underlying Title	Open Interest[5]	Multilateral Transactions[1]				Bilateral Transactions[2]		Stock Borrowing through OTC (volume)[3]	
			Volume(Offered)	Average Weighted	Transactions volume	Average Weighted	Transactions Volume	Average Weighted	Transactions Volume	
MOHBOR	MOTOR OIL (CR)	18,705	---	---	---	---	---	---	405,480	
MYTILBOR	MYTILINEOS (CR)	2,362	---	---	---	---	---	---	169,259	
ETEBOR	NATIONAL BANK (CR)	65,047	---	---	---	---	---	---	12,655,850	
OPAPBOR	OPAP (CR)	13,216	---	---	---	---	---	---	1,771,250	
OPTIMABOR	OPTIMA BANK (CR)	20,019	---	---	---	---	---	---	2,400	
HTOBOR	OTE (CR)	---	---	---	---	---	---	---	1,599,390	
PPABOR	P.P.A. S.A. (CR)	4,500	---	---	---	---	---	---	65,287	
TPEIRBOR	PIRAEUS FINANCIAL HOLD (CR)	83,000	---	---	---	---	---	---	8,260,743	
PPCBOR	PPC (CR)	2,000	---	---	---	---	---	---	1,278,881	
PREMIABOR	PREMIA (CR)	---	---	---	---	---	---	---	---	
PROFBOR	PROFILE SA (CR)	---	---	---	---	---	---	---	10,000	
QUESTBOR	QUEST HOLDINGS (CR)	391	---	---	---	---	---	---	11,331	
OLYMPBOR	TECHNICAL OLYMPIC SA (CR)	---	---	---	---	---	---	---	---	
TENERGYBOR	TERNA ENERGY (CR)	---	---	---	---	---	---	---	360,175	
EYAPSBOR	THESSALONIKA WATER & SEWERAGE	---	---	---	---	---	---	---	---	
PLATBOR	THRACE PLASTICS SA (CR)	---	---	---	---	---	---	---	1,596	
TITCBOR	TITAN CEMENT (CB)	9,594	---	---	---	---	---	---	209,435	
VIOBOR	VIOHALCO SAINV (CB)	744	---	---	---	---	---	---	---	

Stock Lending Notes

[1] - Multilateral contracts Lending or Borrowing as per Methods 8-1, 8-2 and 8-3-3 (According to ATHEX BoD Resolution No.17)

[2] - Bilateral Contracts Lending or Borrowing as per Methods 8-3-1 and 8-3-2 (According to ATHEX BoD Resolution No.20)

[3] - The information concerning OTC Stock Borrowing Transactions is based on the statements of the Dematerialised Securities System (DSS) operators involved and refers to volumes that have been registered up until the previous working day.

[4] - Average Price (Volume weighted)

[5] - The Data concerning Open Interest before the start of trading session

Sectors codification for listed companies

12003-	ETF	10101010	Computer Services
10101015	Software	10102030	Computer Hardware
15101010	Telecommunications Equipment	15102015	Telecommunications Services
20101010	Health Care Facilities	20101025	Health Care Services
20102010	Medical Equipment	20103015	Pharmaceuticals
30101010	Banks	30202000	Diversified Financial Services
30202010	Asset Managers & Custodians	30202015	Investment Services
30204000	Closed End Investments	30302010	Full Line Insurance
30302015	Insurance Brokers	30302025	Property and Casualty Insurance
35101010	Real Estate Holding and Development	35101015	Real Estate Services
35102000	Diversified REITs	35102030	Office REITs
35102045	Retail REITs.	40201040	Rental & Leasing Services: Consumer
40202010	Home Construction	40202015	Household Furnishings
40202020	Household Appliance	40203040	Electronic Entertainment
40204020	Clothing & Accessories	40301010	Entertainment
40301030	Publishing	40301035	Radio & TV Broadcasters
40401010	Diversified Retailers	40401020	Apparel Retailers
40401025	Home Improvement Retailers	40401030	Specialty Retailers
40501010	Airlines	40501015	Travel & Tourism
40501020	Casinos & Gambling	40501025	Hotels & Motels
45101015	Distillers & Vintners	45101020	Soft Drinks
45102010	Farming Fishing Ranching & Plantations	45102020	Food Products
45103010	Tobacco	45201010	Food Retailers & Wholesalers
45201020	Personal Products	50101010	Construction
50101020	Building Roof/Wallboard and Plumbing	50101030	Cement
50101035	Building Materials: Other	50202010	Electrical Components
50203015	Plastics	50203030	Containers & Packaging
50204000	Machinery: Industrial	50204020	Machinery: Construction & Handling
50205010	Industrial Suppliers	50205020	Back Office Support HR & Consulting
50205030	Forms & Bulk Printing Services	50206015	Commercial Vehicles & Parts
50206030	Marine Transportation	50206060	Transportation Services
55101000	Diversified Materials	55101020	Textile Products
55102000	General Mining	55102010	Iron & Steel
55102015	Metal Fabricating	55102035	Aluminum
60101020	Oil Refining and Marketing	65101010	Alternative Electricity
65101015	Conventional Electricity	65102000	Multi-Utilities
65102030	Water		



ATHEX
Athens Stock Exchange

Λεωφ. Αθηνών 110 104 42 Αθήνα
110, Athinon Ave. GR 104 42 Athens
tel. (+30)210-33.66.800, fax (+30)210-33.66.101
www.athexgroup.gr