

24

Ημερήσιο Δελτίο  
Συναλλακτικής Δραστηριότητας

Daily Official List  
of Trading Activity

Thursday, 9 May, 2024

Year: 145 Trading Day No: 85



**ATHEXGROUP**  
Athens Exchange Group

**Disclaimer:**

Hellenic Exchanges-Athens Stock Exchange S.A. endeavours to ensure that the data and other material ("Information") presented on the Daily Official List are accurate and complete, but it is not liable for any errors or omissions of data or /and for the accuracy, credibility, updating and completeness of the aforesaid information nor it has any liability arising directly or indirectly from the use of the above Information.

The Company is not liable for the accuracy of the data included in listed companies' announcements. Only the sender of such an announcement is fully and solely liable for any infringement of third party's rights from the content of such announcement. All contents of the Daily Official List are provided only for information purposes and do not constitute investment advice or solicitation to invest in securities or other products listed for trading on the Exchange.

You acknowledge and agree that the Company is the owner of any property rights related to any Information appearing on the Daily Official List including intellectual property rights copyright, trademarks, etc.

The above data are a property of the Hellenic Exchanges-Athens Exchange and are copyright protected. Users are forbidden to reproduce, modify, copy, sale, transmit or redistribute, by all reproduction means and methods, part or the whole of the above data, without reference to their source.

The commercial exploitation of these data is, also, forbidden by third parties. Hellenic Exchanges-Athens Exchange does not carry any responsibility, direct or indirect, derived from usage or accidental alteration of the above data when used by third parties.

---

**Hellenic Exchanges – Athens Stock Exchange S.A.**

110 Athinon Ave., 10442 Athens, Tel: (210) 33.66.800, Fax: (210) 32.13.938

[www.athexgroup.gr](http://www.athexgroup.gr)

---

**Thessalonica Stock Exchange Center (T.S.E.C)**

16-18 Katouni Str., Thessalonica 546 25 Tel: (2310) 567.667, Fax: (2310) 530.545

---

**Athex Members Guarantee Fund**

14-16 Fidiou Str., Athens 106 78, Tel: (210) 33.04.682, Fax: (210) 33.04.155

---

**Hellenic Republic Capital Market Commission**

1 Kolokotroni Str. & 1 Stadiou Str., Athens 10562 Tel: (210) 33.77.100 Fax: (210) 33.77.173

---

**Table of Contents**

---

**Section 1: Statistical Figures of Securities, Derivatives and Lending**

Summary of Markets

Athex Indices

Analytic Figures for Athex Market's Boards and Categories

Trading Details by Athex Sectors and Financial Instruments (ETFs)

Top 10 best &amp; worst performing Shares

Derivatives Summary

**Section 2: Analytic Figures of Shares Transactions**

Analytic Figures of Shares Transactions

Shares' Notes

**Section 3: Figures of Securities Transactions**

Securities Blocks Details

Shares Rights Details

Stock Borrowing

Forced Sales Details

Forced Sales Registered Shares

Exchange Traded Funds (ETFs) Characteristics

**Section 5: Bonds traded in Fixed Income Assets Market**

Convertible Corporate Bonds - Regulated Market

Non Convertible Corporate Bonds - Regulated Market

Government Bonds

Treasury Bills &amp; Zero Coupon Government Bonds

Government Bonds Traded with the Open Outcry Method

State Banks Bonds

**Section 6: Additional Infos**

Athex &amp; ATHEXClear Members List

List of Stocks under Market Making operations

**Section 7: Derivatives Market Analytic Figures**

Index Futures

Stock Futures

Index Options

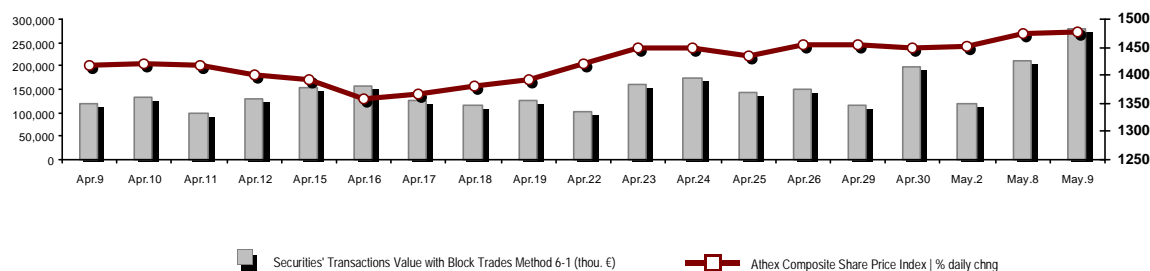
Stock Options

Stock Lending Analytic Figures

**Appendix A: Sectors codification for listed companies**

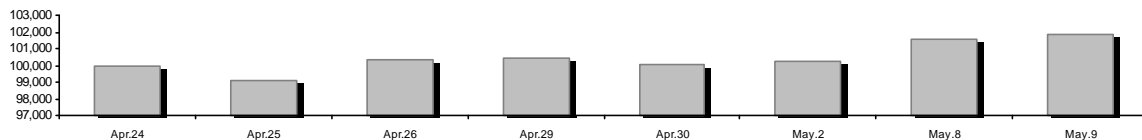
Summary of Markets

Athex Composite Share Price Index vs Shares and Derivatives Transactions Value

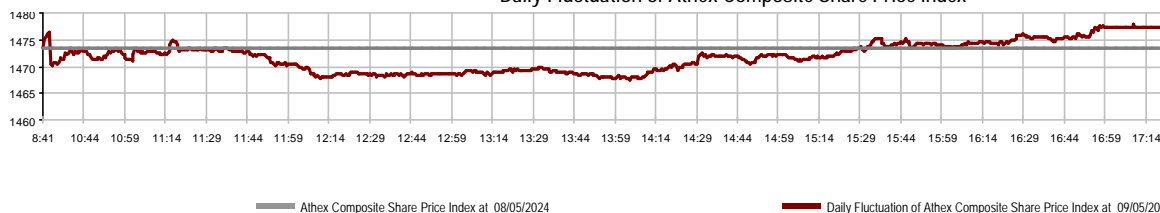


Athex Capitalisation (mill. €)**:	101,885.89	Derivatives Total Open Interest	476,935
Daily change: mill. €   %	292.35 0.29%	in Index Futures   % daily chng	5,011 0.74%
Yearly Avg Capitalisation: mill. €   % chng prev year Avg	95,594.29 18.92%	in Stock Futures   % daily chng	470,463 1.61%
Athex Composite Share Price Index   % daily chng	1,477.22 0.25%	in Index Options   % daily chng	956 7.66%
Athex Composite Share Price Index Capitalisation (mill. €)	92,697.69	in Stock Options   % daily chng	505 4.12%
Daily change (mill. €)	301.25		
Securities' Transactions Value with Block Trades Method 6-1 (t	280,374.61	Derivatives Contracts Volume:	20,171
Daily change: %	70,183.85 33.39%	Daily change: pieces   %	-2,031 -9.15%
YtD Avg Trans. Value: thou. €   % chng prev year Avg	143,349.82 30.83%	YtD Avg Derivatives Contracts % chng prev year Avg	38,212 -13.08%
Blocks Transactions Value of Method 6-1 (thou. €)	151,978.92	Derivatives Trades Number:	1,738
Blocks Transactions Value of Method 6-2 & 6-3 (thou. €)	33.31	Daily change: number   %	-7 -0.40%
Bonds Transactions Value (thou.€)	906.44	YtD Avg Trades number % chng prev year Avg	2,088 -10.40%
Securities' Transactions Volume with Block Trades Method 6-1 (tho	34,008.69	Lending Total Open Interest	344,047
Daily change: thou. pieces   %	-8,967.66 -20.87%	Daily change: pieces   %	-936 -0.27%
YtD Avg Volume: % chng prev year Avg	32,712.00 -2.70%	Lending Volume (Multilateral/Bilateral)	75,661
Blocks Transactions Volume of Method 6-1 (thou. Pieces)	10,858.24	Daily change: pieces   %	68,246
Blocks Transactions Volume of Method 6-2 & 6-3 (thou. Pieces)	3.06	Multilateral Lending	17,161
Bonds Transactions Volume	953,000	Bilateral Lending	58,500
Securities' Trades Number with Block Trades Method 6-1	45,188	Lending Trades Number:	9
Daily change: number   %	-16,776 -27.07%	Daily change: %	3
YtD Avg Trades number % chng prev year Avg	41,717 15.17%	Multilateral Lending Trades Number	7
Number of Blocks Method 6-1	32	Bilateral Lending Trades Number	2
Number of Blocks Method 6-2 & 6-3	1		
Number of Bonds Transactions	238		

Athex Capitalisation (mill. €)\*\*



Daily Fluctuation of Athex Composite Share Price Index



## Athex Indices

Index name	09/05/2024	08/05/2024	pts.	%	Min	Max	Year min	Year max	Year change
Athex Composite Share Price Index	1,477.22 #	1,473.53	3.69	0.25%	1,467.59	1,477.88	1,293.14	1,477.88	14.24% #
Athex Composite Index Total Return Index	2,702.96 #	2,696.20	6.76	0.25%	2,685.33	2,704.16	2,355.44	2,704.16	14.75% #
Athex ESG Index	1,684.38 #	1,682.25	2.13	0.13%	1,673.25	1,685.96	1,471.77	1,685.96	14.45% #
ATHEX Alternative Market Price Index	14,961.12 #	14,726.90	234.22	1.59%	14,420.12	15,024.46	9,352.11	15,024.46	59.98% #
FTSE/Athex Large Cap	3,585.56 #	3,582.57	2.99	0.08%	3,561.36	3,589.52	3,122.79	3,589.52	14.82% #
FTSE/Athex Mid Cap Index	2,371.92 #	2,370.42	1.50	0.06%	2,360.51	2,378.44	2,167.92	2,459.55	5.38% #
FTSE/ATHEX High Dividend Yield Index	4,182.51 #	4,169.55	12.96	0.31%	4,145.10	4,187.29	3,752.57	4,192.18	10.90% #
FTSE/Athex Market Index	855.60 #	854.75	0.85	0.10%	850.11	856.37	746.82	856.37	14.57% #
FTSE/Athex Banks	1,279.27 #	1,276.67	2.60	0.20%	1,268.37	1,282.72	1,057.67	1,283.12	20.50% #
FTSE/ATHEX TECHNOLOGY & TELECOMMUNICAT	5,666.71 #	5,624.85	41.86	0.74%	5,613.92	5,673.30	4,915.95	5,705.00	11.72% #
FTSE/ATHEX FINANCIAL SERVICES	6,018.88 #	6,003.76	15.12	0.25%	5,966.45	6,032.79	4,996.31	6,033.68	20.04% #
FTSE/ATHEX REAL ESTATE	4,919.95 #	4,897.83	22.12	0.45%	4,883.29	4,931.51	4,639.72	5,120.52	-0.82% #
FTSE/ATHEX CONSUMER DISCRETIONARY	5,318.47 #	5,496.48	-178.01	-3.24%	5,317.82	5,504.54	4,993.33	5,557.48	6.03% #
FTSE/ATHEX CONSUMER STAPLES	6,356.47 #	6,336.92	19.55	0.31%	6,319.29	6,380.94	5,069.68	6,458.99	24.92% #
FTSE/ATHEX INDUSTRIALS	6,333.91 #	6,229.44	104.47	1.68%	6,229.44	6,336.32	5,044.08	6,336.32	24.65% #
FTSE/ATHEX BASIC MATERIALS	5,239.66 #	5,219.54	20.12	0.39%	5,198.22	5,276.98	4,577.28	5,876.05	7.60% #
FTSE/ATHEX ENERGY & UTILITIES	5,406.45 #	5,357.83	48.62	0.91%	5,346.77	5,414.31	4,961.47	5,414.31	8.40% #
Athex All Share Index	341.73 #	340.76	0.97	0.28%	341.73	341.73	304.60	341.73	13.16% #
Hellenic Mid & Small Cap Index	2,140.36 #	2,129.54	10.82	0.51%	2,123.57	2,140.87	1,929.00	2,140.87	10.96% #
FTSE/Athex Large Cap Total Return	5,963.83 #	5,958.86	4.97	0.08%			5,201.70	5,963.83	15.42% #
FTSE/Athex Mid Cap Total Return	3,194.32 #	3,192.30	2.02	0.06%			2,922.90	3,302.69	5.38% #
MSCI GREECE REBASED	5,675.28 #	5,693.21	-17.93	-0.31%	5,636.94	5,707.41	4,984.69	5,719.32	13.85% #
Hellenic Corporate Bond Index	131.68 #	131.66	0.02	0.01%			129.54	131.68	1.57% #
Hellenic Corporate Bond Price Index	91.08 #	91.08	0.00	0.00%			90.52	91.29	0.48% #

Note 1: FTSE/Med 100, Hellenic Corporate Bond Price Index and Hellenic Corporate Bond Index closing prices refer to the previous trading day of 02/05/2024.

Note 2: The Hellenic Mid & Small Cap Index is a Customized index calculated by the Athens Exchange.

## Analytic Figures for Athex Market's Boards and Categories

	Total Traded Securities	Main Market	Surveillance	Exchange Traded Funds (ETFs)
Totals	124	117	6	1
Gain / Lose / Same:	53 / 52 / 19	52 / 49 / 16	0 / 3 / 3	1 / 0 / 0
Athex Capitalisation (mill. €) **	101,885.89	101,809.03	76.86	
Daily Average Trans/ons Value(thou.€)	143,349.82	143,112.42	45.54	291.64
Transactions Value	280,407.92	280,239.75	46.74	121.42
Main Board:	128,395.69	128,227.52	46.74	121.42
Blocks Board 6_2_3:	152,012.23	152,012.23	0.00	0.00
Forced Sales Board:	0.00	0.00	0.00	0.00
Special Terms Board:	0.00	0.00	0.00	0.00
Daily Average Transactions Volume	32,712,000	32,521,594	201,711	8,562
Transactions Volume	34,011,746	33,828,372	180,016	3,358
Main Board:	23,150,446	22,967,072	180,016	3,358
Blocks Board 6_2_3:	10,861,300	10,861,300	0	0
Forced Sales Board:	0	0	0	0
Special Terms Board:	0	0	0	0
Daily Average Number of Trades	41,717	41,584	76	58
Number of Trades	45,189	45,057	77	55
Main Board:	45,156	45,024	77	55
Blocks Board 6_2_3:	33	33	0	0
Forced Sales Board:	0	0	0	0
Special Terms Board:	0	0	0	0

## Trading Details by Athex Sectors and Financial Instruments (ETFs)

Code	Sectors	Gain / Lose / Same	Number of Trades	Transactions Volume	Transactions Value	% of Total Trans. Value
3010	- Banks	3 / 2 / 2	13,296	21,397,272	75,728,526.43	27.01%
5510	- Basic Resources	4 / 9 / 2	1,372	423,945	1,468,388.85	0.52%
5010	- Construction & Materials	7 / 7 / 1	3,777	1,329,029	7,430,392.79	2.65%
4020	- Consumer Products & Services	1 / 4 / 1	509	201,585	1,529,067.20	0.55%
6010	- Energy	2 / 2 / 0	1,650	255,533	3,265,032.36	1.16%
12000	- Financial Instruments	1 / 0 / 0	55	3,358	121,423.72	0.04%
3020	- Financial Services	2 / 0 / 3	606	114,643	612,552.05	0.22%
4510	- Food Beverage & Tobacco	3 / 0 / 1	377	58,193	1,082,305.02	0.39%
2010	- Health Care	1 / 2 / 0	113	43,524	43,924.78	0.02%
5020	- Industrial Goods & Services	11 / 4 / 2	2,596	913,414	3,733,674.57	1.33%
3030	- Insurance	1 / 0 / 0	72	22,423	112,104.59	0.04%
4030	- Media	0 / 1 / 0	5	31,800	14,935.00	0.01%
4520	- Personal Care, Drug & Grocery Stores	0 / 1 / 1	329	37,130	395,377.86	0.14%
3510	- Real Estate	3 / 6 / 4	1,054	298,790	1,567,794.98	0.56%
4040	- Retail	3 / 2 / 0	8,237	5,189,068	140,807,756.03	50.22%
1010	- Technology	5 / 5 / 1	1,489	1,471,419	12,963,889.88	4.62%
1510	- Telecommunications	2 / 0 / 0	1,122	228,166	3,179,208.97	1.13%
4050	- Travel & Leisure	1 / 4 / 1	3,433	848,495	8,841,910.60	3.15%
6510	- Utilities	3 / 3 / 0	5,097	1,143,959	17,509,653.75	6.24%

## Top 10 best &amp; worst performing Shares

## Main Market

With positive Price change	Closing price	change	With negative Price change	Closing price	change
UNIBIOS (CR)	1.435	5.90% #	JUMBO SA (CR)	27.8	-7.33% €
TITAN CEMENT (CB)	31.2	3.65% #	INTERCONTINENTAL (CR)	4.24	-5.78% €
PPC (CR)	11.75	3.62% #	TZIRAKIAN PROFIL (CR)	1.55	-4.02% €
HELLENIC EXCHANGES-A.S.E. (CR)	5.32	3.10% #	CPI SA (CR)	0.702	-3.31% €
BIOKARPET S.A.(CR)	2.61	2.76% #	IKTINOS HELLAS SA (CR)	0.41	-2.38% €
TERNA ENERGY (CR)	18.8	1.84% #	FOURLIS (CR)	4.11	-1.68% €
GEN. COMMERCIAL & IND.SA (CR)	1.68	1.82% #	AVAX S.A. (CR)	1.46	-1.48% €
SPACE HELLAS SA (CR)	8.08	1.76% #	TECHNICAL OLYMPIC SA (CR)	2.86	-1.38% €
OPTIMA BANK (CR)	11.2	1.63% #	EKTER SA (CR)	4.415	-1.34% €
LAMDA DEVELOPMENT SA (CR)	7.06	1.58% #	QUALITY & RELIABILITY SA (CR)	1.24	-1.27% €
With the highest Transactions Value	Value (thou. €)	change	With the highest Transactions Volume	Volume	change
JUMBO SA (CR)	140,614.61	-7.33% €	EUROBANK HOLDINGS (CR)	7,052,295	1.52% #
NATIONAL BANK (CR)	34,108.37	-0.74% €	ALPHA SERVICES HOLD (CR)	5,535,700	0.43% #
PIRAEUS FINANCIAL HOLD (CR)	16,814.94	-0.24% €	JUMBO SA (CR)	5,138,194	-7.33% €
EUROBANK HOLDINGS (CR)	14,530.23	1.52% #	PIRAEUS FINANCIAL HOLD (CR)	4,475,192	-0.24% €
EPSILON NET (CR)	11,331.58	0.33% #	NATIONAL BANK (CR)	4,213,859	-0.74% €
ALPHA SERVICES HOLD (CR)	8,935.03	0.43% #	EPSILON NET (CR)	944,226	0.33% #
MYTILINEOS (CR)	7,786.61	-0.15% €	PPC (CR)	505,047	3.62% #
OPAP (CR)	7,639.29	-0.26% €	OPAP (CR)	490,267	-0.26% €
PPC (CR)	5,852.11	3.62% #	ELLAKTOR (CR)	433,134	0.77% #
TITAN CEMENT (CB)	4,042.08	3.65% #	IKTINOS HELLAS SA (CR)	330,013	-2.38% €

Note: Stocks that are not included in the "Under Supervision" category, and the transactions value is more than 10,000 €.

## Derivatives Summary

	Number of Trades	Volume	Open Interest
<b>Index Futures</b>	<b>148</b>	<b>654</b>	<b>5,011</b>
FTSE/Athex Banks	0	0	902
FTSE/Athex Large Cap	148	654	4,079
MSCI GREECE REBASED	0	0	30
<b>Stock Futures</b>	<b>1,586</b>	<b>19,447</b>	<b>470,463</b>
ADMIE (IPTO) HOLDING S.A. (CR)	17	65	27,245
AEGEAN AIRLINES (CR)	40	155	4,962
ALPHA SERVICES HOLD (CR)	176	8,475	167,199
ATHENS INTL AIRPORT (CR)	42	219	1,210
AUTOHELLAS SA (CR)	0	0	201
AVAX S.A. (CR)	0	0	926
CC HBC AG (CR)	0	0	59
CENERGY HOLDINGS (CB)	10	29	4,032
ELLAKTOR (CR)	52	272	4,617
ELVALHALCOR (CR)	16	104	4,140
EUROBANK HOLDINGS (CR)	72	1,906	31,029
EYDAP S.A. (CR)	0	0	4,348
FOURLIS (CR)	0	0	1,032
GEK TERNA (CR)	51	238	15,842
HELLENIC EXCHANGES-A.S.E. (CR)	41	413	8,241
HELLENIQ ENERGY (CR)	29	124	4,948
INTRACOM HOLDINGS (CR)	4	12	8,445
INTRAKAT (CR)	13	52	2,261
JUMBO SA (CR)	68	250	166
LAMDA DEVELOPMENT SA (CR)	3	13	7,424
MIG (CR)	3	15	145
MOTOR OIL (CR)	4	13	477
MYTILINEOS (CR)	142	548	5,250
NATIONAL BANK (CR)	77	290	11,195
OPAP (CR)	5	6	940
OPTIMA BANK (CR)	4	20	191
OTE (CR)	11	12	5,947
P.P.A. S.A. (CR)	0	0	128
PIRAEUS FINANCIAL HOLD (CR)	284	4,566	76,823
PPC (CR)	289	1,201	33,303
QUEST HOLDINGS (CR)	0	0	267
TERNA ENERGY (CR)	65	211	32,177
TITAN CEMENT (CB)	24	40	179
VIOHALCO SA/NV (CB)	44	198	5,114
<b>Index Options</b>	<b>4</b>	<b>70</b>	<b>956</b>
FTSE/Athex Large Cap	4	70	956
<b>Stock Options</b>	<b>0</b>	<b>0</b>	<b>505</b>
ALPHA SERVICES HOLD (CR)	0	0	0
NATIONAL BANK (CR)	0	0	354
OPAP (CR)	0	0	54
OTE (CR)	0	0	16
PIRAEUS FINANCIAL HOLD (CR)	0	0	0
PPC (CR)	0	0	81
<b>Total Derivatives Traded</b>	<b>1,738</b>	<b>20,171</b>	<b>476,935</b>



Number of Outstanding Securities	Nominal Value	Dividends [1]			Date of Last Coupon		Note	Shares	Closing price	% change	Previous closing price/date	Open price	Price min	Price max	Last price	Avg price	Last Bid [7]	Last Ask [7]	P/E after tax	Year	Volume	Trades	Transactions Value[8]	Company Mkt Value (thou. €)	Year low	Year high	Sector[ 4]
		2021	2022	2023	Dividend [2]	Right																					
2,352,839,697	0.290	---	---	---	07/04/2008	18/04/2017	---	ALPHA SERVICES HOLD (CR)	1.6275	0.43 P	1.6205	08/05/2024	1.62	1.596	1.635	1.6275	1.614 68404@1.62	6052@1.63	---	---	5,535,700	2,846	8,935,030.28	3,829,246.61	1.504	1.79	30101010
36,353,868	1.00	---	(0.025)	---	10/07/2023	21/08/2023	---	AUSTRIACARD (CB)	6.28	-0.63 E	6.32	08/05/2024	6.34	6.25	6.35	6.28	6.284 657@6.26	3739@6.29	---	---	74,345	221	467,186.33	228,302.29	5.8	6.8	10101010
48,624,764	0.080	0.46	0.65	0.7	22/04/2024	05/12/2022	---	AUTOHELLAS SA (CR)	12.84	0.78 P	12.74	08/05/2024	12.74	12.68	12.9	12.84	12.802 4394@12.80	500@12.88	---	---	115,053	341	1,472,909.88	624,341.97	12.64	14.1	40201040
190,162,681	---	---	0.05	---	19/06/2023	07/12/2016	---	CENERGY HOLDINGS (CB)	8.4	0.60 P	8.35	08/05/2024	8.38	8.23	8.4	8.4	8.346 184@8.39	13876@8.40	---	---	205,758	638	1,717,322.17	1,597,366.52	6.71	8.45	50202010
373,175,988	6.70	0.71	0.78	---	25/05/2023	29/04/2013	---	CC HBC AG (CR)	31.66	0.76 P	31.42	08/05/2024	31.42	31.42	31.66	31.66	31.539 50@31.54	71@31.68	---	---	25,645	188	808,814.5211,814,751.78	25.66	31.66	45101020	
3,716,479,777	0.220	---	---	---	02/05/2008	20/05/2019	---	EUROBANK HOLDINGS (CR)	2.065	1.52 P	2.034	08/05/2024	2.045	2.041	2.074	2.065	2.06321336@2.07	11651@2.07	---	---	7,052,295	3,744	14,530,234.59	7,674,530.74	1.599	2.074	30101010
52,131,944	1.00	0.1102	0.11	---	29/06/2023	23/07/2019	---	FOURLIS (CR)	4.11	-1.68 E	4.18	08/05/2024	4.185	4.1	4.185	4.11	4.122 570@4.10	300@4.15	---	---	36,559	144	150,707.44	214,262.29	3.85	4.37	40401010
305,635,185	2.18	0.1	0.3	0.3	10/01/2024	01/10/2003	---	HELLENIO ENERGY (CR)	8.445	1.38 P	8.33	08/05/2024	8.3	8.3	8.445	8.445	8.383 35531@8.45	28@8.45	---	---	174,240	642	1,460,738.80	2,581,089.14	7.03	8.64	60101020
48,003,921	0.400	---	---	---	30/08/1993	26/06/2023	---	IDEAL HOLDINGS (CR)	6.19	-0.16 E	6.2	08/05/2024	6.22	6.18	6.3	6.19	6.246 271@6.18	191@6.20	---	---	23,279	108	145,390.75	297,144.27	5.8	6.78	10102030
83,600,000	0.760	---	---	---	03/07/2007	17/07/2023	---	INTRACOM HOLDINGS (CR)	3.675	0.27 P	3.665	08/05/2024	3.665	3.65	3.715	3.675	3.672 463@3.68	2943@3.70	---	---	54,319	189	199,457.75	307,230.00	3.14	4.335	10101010
160,523,985	0.300	---	---	---	12/08/2008	30/12/2022	---	INTRAKAT (CR)	5.38	-0.19 E	5.39	08/05/2024	5.4	5.3	5.4	5.38	5.339 148@5.37	12627@5.38	---	---	140,067	324	747,790.30	863,619.04	4.46	5.64	50101010
136,059,759	0.880	0.77	0.322	---	19/03/2024	05/03/2014	---	JUMBO SA (CR)	27.8	-7.33 E	30	08/05/2024	28	27.68	28.28	27.8	27.367 3050@27.78	547@27.84	---	---	5,138,194	8,026	140,614,608.12	3,782,461.30	24.44	30.1	40401010
176,736,715	0.300	---	---	---	30/05/2007	27/11/2019	---	LAMDA DEVELOPMENT SA (CR)	7.06	1.58 P	6.95	08/05/2024	6.95	6.9	7.06	7.06	6.957 38852@7.06	850@7.07	---	---	179,731	674	1,250,433.40	1,247,761.21	6.15	7.31	35101010
27,345,120	0.280	---	---	---	18/07/2005	26/02/2014	---	QUALITY & RELIABILITY SA (CR)	1.24	-1.27 E	1.256	08/05/2024	1.256	1.23	1.256	1.24	1.246 412@1.24	1258@1.24	---	---	168,552	234	209,941.96	33,907.95	0.6	1.62	10101010
107,222,688	0.440	(0.5667)	0.2	---	20/06/2023	16/03/2022	---	QUEST HOLDINGS (CR)	5.69	0.89 P	5.64	08/05/2024	5.64	5.64	5.81	5.69	5.732 2000@5.68	40@5.72	---	---	24,570	216	140,846.06	610,097.09	5.02	6.25	10101010
78,325,475	---	---	0.6	---	28/06/2023	23/07/2019	---	TITAN CEMENT (CB)	31.2	3.65 P	30.1	08/05/2024	30.35	30.1	31.4	31.2	30.932 736@31.20	54@31.25	---	---	130,677	1,312	4,042,082.35	2,443,754.82	20.9	31.4	50101030
259,189,761	0.1	0.12	---	---	19/06/2023	26/02/2016	---	VIOHALCO SANNV (CB)	6.1	0.83 P	6.05	08/05/2024	6.06	6.03	6.16	6.1	6.089 28@6.09	206@6.11	---	---	155,517	642	946,868.12	1,581,057.54	5.03	6.58	55102015
148,321,516	0.300	---	0.07	---	19/06/2023	22/01/2020	---	AVAX S.A. (CR)	1.46	-1.48 E	1.482	08/05/2024	1.49	1.454	1.49	1.46	1.469 1116@1.46	13998@1.46	---	---	73,201	185	107,540.33	216,549.41	1.326	1.884	50101010
232,000,000	2.12	0.0854	0.0682	0.0582	04/10/2023	19/06/2017	---	ADMIE (PTO) HOLDING S.A. (CR)	2.2	-1.12 E	2.225	08/05/2024	2.24	2.195	2.24	2.2	2.203 13946@2.20	3964@2.21	8.68	2023	242,682	427	534,631.57	510,400.00	2.08	2.425	65101015
90,167,100	0.500	---	---	---	03/06/2019	24/05/2021	---	AEGEAN AIRLINES (CR)	12.83	0.31 P	12.79	08/05/2024	12.9	12.66	12.9	12.83	12.787 26@12.83	70@12.85	---	---	65,662	560	839,626.95	1,156,843.89	11.08	12.96	40501010
103,423,291	0.570	---	---	---	01/08/2011	23/08/2023	---	GEK TERNA (CR)	16.74	0.97 P	16.58	08/05/2024	16.7	16.6	16.82	16.74	16.713 291@16.74	137@16.76	---	---	59,945	484	1,001,846.36	1,731,305.89	12.98	17.1	50101010
382,000,000	2.48	---	---	---	20/07/2015	12/12/2001	---	PPC (CR)	11.75	3.62 P	11.34	08/05/2024	11.38	11.36	11.78	11.75	11.587 92@11.74	920@11.76	---	---	505,047	1,974	5,852,105.40	4,488,500.00	10.85	12.67	65101015
300,000,000	1.00	---	---	---	07/02/2024	---	---	ATHENS INTL AIRPORT (CR)	8.3	---	8.3	08/05/2024	8.3	8.262	8.35	8.3	8.3 80@8.29	20@8.32	---	---	141,786	947	1,176,889.30	2,490,000.00	8.104	9.56	50206060
914,715,153	1.00	---	---	---	16/05/2008	29/08/2018	---	NATIONAL BANK (CR)	8.08	-0.74 E	8.14	08/05/2024	8.14	8.048	8.14	8.08	8.094 5436@8.07	446@8.08	---	---	4,213,859	2,568	34,108,367.97	7,390,898.44	6.222	8.162	30101010
11,250,000	0.520	0.0405	0.08	---	07/08/2023	09/11/2015	---	EKTER SA (CR)	4.415	-1.34 E	4.475	08/05/2024	4.46	4.415	4.5	4.415	4.457 210@4.41	400@4.47	---	---	39,880	241	177,765.00	49,668.75	3.75	4.76	50101010
375,241,586	0.390	0.03	0.06	---	26/06/2023	14/07/2006	---	ELVALHALCOR (CR)	2.03	0.49 P	2.02	08/05/2024	2.02	1.998	2.05	2.03	2.025 900@2.03	5262@2.03	---	---	231,176	536	468,173.43	761,740.42	1.768	2.435	55102015
348,192,005	0.040	---	---	---	05/07/2011	16/07/2021	---	ELLAKTOR (CR)	2.62	0.77 P	2.6	08/05/2024	2.64	2.595	2.65	2.62	2.618 199@2.60	771@2.62	---	---	433,134	721	1,133,916.36	912,263.05	2.38	2.84	50101010
60,348,000	0.420	0.1515	0.1565	---	14/06/2023	04/08/2021	---	HELLENIC EXCHANGES-A.S.E. (CR)	5.32	3.10 P	5.16	08/05/2024	5.22	5.16	5.32	5.32	5.264 3804@5.32	1333@5.33	---	---	106,013	506	558,069.00	321,051.36	4.825	5.92	30202015
106,500,000	0.600	0.28	0.02	---	13/09/2023	13/09/2021	---	EYDAP S.A. (CR)	5.76	-0.35 E	5.78	08/05/2024	5.82	5.7	5.82	5.76	5.736 200@5.73	381@5.76	---	---	22,741	213	130,447.68	613,440.00	5.38	6.15	65102030
604,095,621	0.300	---	---	---	30/05/2013	10/10/2023	---	INTRALOT (CR)	1.148	-0.17 E	1.15	08/05/2024	1.15	1.14	1.16	1.148	1.146 3242@1.15	15533@1.15	---	---	268,260	204	307,401.53	693,501.77	1.014	1.264	40501020
110,782,980	0.750	0.9054	1.6299	0.4091	18/12/2023	04/11/2013	---	MOTOR OIL (CR)	27.08	-0.59 E	27.24	08/05/2024	27.36	27	27.36	27.08	27.125 3541@27.08	109@27.18	---	---	65,391	941	1,773,709.06	3,000,003.10	23.56	28	60101020
142,891,161	0.970	0.4341	1.24	---	27/06/2023	07/07/2017	---	MYTILINEOS (CR)	39	-0.15 E	39.06	08/05/2024	39.06	38.86	39.16	39	39.01611353@39.00	3@39.12	---	---	199,575	1,573	7,786,613.78	5,572,755.28	33	39.56	65102000
370,062,741	0.300	0.6	1	1.6123	29/04/2024	19/06/2023	---	OPAP (CR)	15.53	-0.26 E	15.57	08/05/2024	15.57	15.53	15.64	15.53	15.582 6313@15.52	200@15.60	---	---	490,267	2,609	7,639,289.65	5,747,074.37	15.32	17.35	40501020
418,002,013	2.83	0.8231	0.5888	---	05/07/2023	18/06/1998	---	OTE (CR)	14.5	1.40 P	14.3	08/05/2024	14.23	14.23	14.5	14.5	14.449 308@14.48	1545@14.51	---	---	209,986	1,027	3,034,170.29	6,061,029.19	12.76	14.5	15102015
1,250,367,223	0.930	---	---	---	16/05/2008	14/04/2021	---	PIRAEUS FINANCIAL HOLD (CR)	3.78	-0.24 E	3.789	08/05/2024	3.8	3.72	3.81	3.78	3.757168937@3.78	5675@3.78	---	---	4,475,192	3,584	16,814,944.91	4,726,388.10	3.21	4.22	30101010
66,850,563	0.780	0.1493	0.1495	0.2313																							

Number of Outstanding Securities	Nominal Value	Dividends [1]			Date of Last Coupon Dividend [2]	Date of Last Coupon Right	Note	Shares	Closing price	% change	Previous closing price/date	Open price	Price min	Price max	Last price	Avg price	Last Bid [7]	Last Ask [7]	P/E after tax	Year	Volume	Trades	Transactions Value[8]	Company Mkt Value (thou. €)	Year low	Year high	Sector[4]
73,694,142	3.45	---	---	---	04/10/2023	---	OPTIMA BANK (CR)	11.2	1.63 P	11.02 08/05/2024	11.02	10.94	11.2	11.2	11.087	51@11.16	1594@11.20	---	---	117,625	523	1,304,076.08	825,374.39	7.24	11.2	30101010	
<b>Main Market - Medium Liquidity Class</b>																											
13,126,020	0.660	0.1163	0.1158	---	26/07/2023	04/09/2020	---	AS COMPANY SA (CR)	2.69	0.37 P	2.68 08/05/2024	2.69	2.68	2.69	2.68	2.687	102@2.62	550@2.66	---	---	1,550	6	4,164.50	35,308.99	2.32	2.74	40401030
14,000,000	1.95	3.42	0.26	---	19/07/2023	26/03/2024	---	ALPHA REAL ESTATE (CR)	7.2	-1.64 €	7.32 08/05/2024	7.1	7.1	7.28	7.22	7.137	20@7.16	60@7.22	---	---	1,184	25	8,450.18	100,800.00	7	11.75	35101015
3,114,144	0.360	0.3427	0.2304	---	29/05/2023	02/06/2020	---	ALPHA TRUST HOLDINGS (CR)	8.1	---	8.1 08/05/2024	8.1	8.1	8.1	8.1	200@8.08	100@8.30	---	---	1,000	23	8,100.00	25,224.57	5.9	8.18	30202010	
243,164,193	0.300	---	---	---	30/12/2021	05/12/2023	---	ATTICA HOLDINGS (CR)	2.43	-0.41 €	2.44 08/05/2024	2.41	2.4	2.45	2.43	2.423	700@2.42	15450@2.45	---	---	18,091	45	43,836.67	590,888.99	1.86	2.58	40501015
35,764,593	2.10	0.075	0.1046	---	02/05/2023	25/11/2019	---	BRIQ PROPERTIES (CR)	1.97	---	1.97 08/05/2024	1.97	1.955	1.975	1.97	1.966	375@1.96	792@1.97	---	---	15,351	36	30,186.97	70,456.25	1.865	1.985	35102030
101,123,806	0.360	---	---	---	22/07/2010	28/06/2011	---	CENTRIC HOLDINGS (CR)	0.37	-0.54 €	0.372 08/05/2024	0.373	0.366	0.373	0.37	0.369	859@0.366	1538@0.371	---	---	68,579	84	25,304.62	37,415.81	0.353	0.467	40203040
784,500	10.00	0.3	---	0.2508	30/11/2023	31/07/2018	---	CNL CAPITAL (CR)	8.05	0.63 P	8 08/05/2024	8	8	8.15	8.05	8.08	170@8.05	100@8.10	---	2022	460	7	3,716.80	6,315.23	6.65	9	30202010
10,567,700	0.300	---	---	---	06/10/2005	13/02/2002	---	CPI SA (CR)	0.702	-3.31 €	0.726 08/05/2024	0.726	0.69	0.726	0.702	0.701	244@0.702	1500@0.714	---	---	89,134	123	62,457.67	7,418.53	0.606	0.99	10102030
18,680,300	0.050	---	---	---	06/07/2022	---	---	DIMAND (CR)	9.61	-0.62 €	9.67 08/05/2024	9.67	9.58	9.67	9.67	9.647	200@9.61	94@9.67	---	---	8,827	73	85,153.10	179,517.68	9.4	10.95	35101010
54,200,000	0.075	0.035	0.074	---	18/07/2023	23/11/2021	---	EPSILON NET (CR)	12.04	0.33 P	12 08/05/2024	12	12	12.04	12.04	12.00M357239@12.00	2517@12.04	---	---	944,226	124	11,331,583.18	652,568.00	8.8	12.1	10101015	
10,500,000	2.40	0.29	0.3	---	16/05/2023	02/04/2024	---	INTERCONTINENTAL (CR)	4.24	-5.78 €	4.5 08/05/2024	4.36	4.2	4.36	4.24	4.229	2070@4.24	1390@4.30	7.29	2023	13,080	34	55,316.20	44,520.00	4.18	6.9	35102000
167,868,482	0.300	---	---	---	20/08/2007	28/11/2022	---	LAVIPHARM SA (CR)	0.853	-0.81 €	0.86 08/05/2024	0.851	0.851	0.867	0.853	0.856	200@0.853	1450@0.855	---	---	38,520	64	32,957.97	143,191.82	0.76	0.96	20103015
4,740,000	0.860	---	---	---	14/03/2003	---	---	LOGISMOS S.A. (CR)	1.45	-1.36 €	1.47 08/05/2024	1.47	1.45	1.47	1.45	1.451	125@1.43	1080@1.46	-(6)-	2023	2,525	11	3,664.00	6,873.00	1.13	1.48	10101015
17,120,280	0.940	0.06	---	---	27/06/2022	26/06/2023	---	LOULIS FOOD (CR)	2.65	1.15 P	2.62 08/05/2024	2.67	2.62	2.67	2.65	2.659	155@2.63	329@2.65	---	---	4,211	24	11,196.71	45,368.74	2.6	3.09	45102020
4,419,616	1.58	---	0.1531	---	10/07/2023	04/03/2015	---	MEDICON S.A (CR)	2.96	1.02 P	2.93 08/05/2024	2.98	2.86	2.98	2.96	2.908	17@2.87	190@2.96	---	---	2,089	25	6,074.93	13,082.06	2.81	3.49	20102010
10,500,000	0.950	---	---	---	24/06/2008	21/07/2023	---	MEVACO SA (CR)	3.87	-0.77 €	3.9 08/05/2024	3.89	3.85	3.89	3.87	3.865	140@3.82	167@3.85	---	2022	1,434	11	5,542.60	40,635.00	3.62	4.32	55102015
31,317,025	0.400	---	---	---	26/04/2007	10/05/2023	---	MIG (CR)	3.965	---	3.965 08/05/2024	4.04	3.92	4.05	4	3.96	300@3.94	9@4.00	---	---	2,308	34	9,140.31	124,172.00	3.71	4.9	30202000
138,218,440	0.870	---	---	---	11/12/2023	---	---	ORILINA PROPERTIES REIC (CR)	0.926	0.87 P	0.918 08/05/2024	0.918	0.91	0.929	0.929	0.921	2500@0.911	5000@0.930	---	---	15,559	50	14,330.59	127,990.28	0.845	0.9628	35102000
87,127,162	0.500	---	---	---	08/06/2023	28/07/2021	---	PREMIA (CR)	1.146	-1.04 €	1.158 08/05/2024	1.166	1.146	1.166	1.146	1.155	3314@1.15	3000@1.15	---	---	14,704	56	16,985.01	99,847.73	1.112	1.21	35102000
24,586,446	0.230	---	0.04	---	03/07/2023	08/06/2022	---	PROFILE SA (CR)	4.82	0.63 P	4.79 08/05/2024	4.785	4.75	4.82	4.82	4.8	150@4.81	650@4.83	---	---	76,502	217	367,234.59	118,506.67	3.925	4.82	10101010
6,456,530	1.08	0.12	0.1314	---	17/07/2023	02/08/2010	---	SPACE HELLAS SA (CR)	8.08	1.76 P	7.94 08/05/2024	8	7.9	8.08	8.08	7.978	401@8.06	200@8.10	---	---	18,180	95	145,038.68	52,168.76	7	8.48	15101010
120,528,771	1.60	---	---	---	10/11/2023	---	---	TRADE ESTATES REIC (CR)	1.71	-0.23 €	1.714 08/05/2024	1.704	1.7	1.73	1.71	1.714	732@1.71	550@1.73	---	---	24,840	38	42,569.22	206,104.20	1.626	1.788	35102045
17,190,046	0.300	---	---	---	16/11/1992	04/12/2023	---	UNIBIOS (CR)	1.435	5.90 P	1.355 08/05/2024	1.405	1.405	1.465	1.435	1.441	1000@1.43	2100@1.44	---	---	303,221	498	436,893.13	24,667.72	1.08	1.465	50204000
13,000,000	0.650	---	---	---	01/08/2007	07/04/2000	5093	AKRITAS SA (CR)	0.915	-3.68 €	0.95 08/05/2024	0.93	0.915	0.93	0.915	0.919	30@0.915	6@0.925	---	---	93	7	85.44	11,895.00	0.78	1.33	50101035
32,413,681	0.370	---	---	---	15/07/2009	11/05/2000	---	ALUMIL (CR)	2.75	-1.79 €	2.8 08/05/2024	2.83	2.75	2.83	2.75	2.761	100@2.74	500@2.78	---	---	1,454	25	4,014.68	89,137.62	2.48	3.18	55102035
3,576,883	3.44	0.5109	---	---	30/10/2023	19/07/2022	---	ANDROMEDA SA (CR)	6.88	---	6.88 08/05/2024	6.8	6.8	6.94	6.88	6.896	40@6.88	50@6.98	3.80	2023	4,862	36	33,525.94	24,608.96	6.42	7.18	30204000
18,810,000	0.400	---	---	---	08/07/2010	14/11/2007	---	VARVERIS - MODA BAGNO SA (CR)	3.34	---	3.34 08/05/2024	---	---	---	---	---	122@3.04	1000@3.34	---	---	---	---	---	62,825.40	1.9	3.44	40401025
23,986,500	1.04	---	---	---	26/06/2009	28/08/2023	---	BIOKARPET S.A.(CR)	2.61	2.76 P	2.54 08/05/2024	2.48	2.47	2.61	2.61	2.54	55@2.52	123@2.61	---	---	4,570	26	11,607.96	62,604.77	2.47	3.13	50101035
6,325,000	0.600	0.19	0.153	---	03/07/2023	17/02/2014	---	VOYATZOGLOU (CR)	2.34	---	2.34 08/05/2024	2.34	2.24	2.34	2.34	2.254	72@2.26	89@2.34	---	---	1,132	8	2,551.80	14,800.50	2.16	2.7	50205010
24,060,000	0.300	0.055	0.075	---	25/04/2023	01/07/2019	---	GEN. COMMERCIAL & IND.SA (CR)	1.68	1.82 P	1.65 08/05/2024	1.64	1.64	1.7	1.68	1.662	200@1.66	17@1.68	11.36	2023	8,441	16	14,030.40	40,420.80	1.565	1.95	50205010
15,878,748	0.480	---	---	---	10/07/2006	22/03/2004	---	DOMIKI KRITIS SA (CR)	4.74	-0.84 €	4.78 08/05/2024	4.8	4.69	4.8	4.74	4.714	100@4.70	188@4.74	---	---	1,047	7	4,935.83	75,265.27	3.07	4.88	50101010
34,720,000	0.310	---	---	---	16/06/2010	01/08/2007	---	DROMEAS SA (CR)	0.342	-4.74 €	0.359 08/05/2024	0.35	0.34	0.35	0.349	0.342	500@0.341	665@0.348	---	---	3,650	6	1,248.94	11,874.24	0.321	0.398	40202015
13,673,200	0.420	---	---	---	18/07/2008	26/07/2001	---	EVROFARMA SA (CR)	1.685	1.81 P	1.655 08/05/2024	1.7	1.625	1.7	1.685	1.662	340@1.66	265@1.69	---	---	4,146	31	6,889.44	23,039.34	1.2	1.94	45102020
18,410,839	1.00	0.262	0.202	---	23/08/2023	10/09/2010	---	ELASTRON (CR)	2.36	0.86 P	2.34 08/05/2024	2.31	2.31	2.37	2.36	2.331	20@2.32	198@2.36	---	---	5,448	27	12,699.17	43,449.58	2.27	2.84	55102010
23,828,130	0.500	0.0737	---	---	18/07/2022	17/02/2009	---	ELINOIL S.A. (CR)	2.46	-0.41 €	2.47 08/05/2024	2.48	2.43	2.5	2.46	2.464	1233@2.43	286@2.46	---	---	4,640	21	11,435.22	58,617.20	2.23	2.94	60101020
19,864,886	5.60	0.672	0.672	0.672	18/04/2024	02/07/2008	---	BANK OF GREECE (CR)	14.35	---	14.35 08/05/2024	14.35	14.15	14.4	14.35	14.276	257@14.15	110@14.35	---	---	2,171	26	30,993.60	285,061.11	13.6	15.85	30101010

Number of Outstanding Securities	Nominal Value	Dividends [1]			Date of Last Coupon Dividend [2]		Note	Shares	Closing price	% change	Previous closing price/date	Open price	Price min	Price max	Last price	Avg price	Last Bid [7]	Last Ask [7]	P/E after tax	Year	Volume	Trades	Transactions Value[8]	Company Mkt Value (thou. €)	Year low	Year high	Sector[4]	
26,730,187	0.520	0.1	0.12	---	29/06/2023	01/08/2017	---	ELTON SA (CR)	1.8	0.78 P	1.786	08/05/2024	1.79	1.76	1.8	1.8	1.775	50@1.79	1695@1.80	---	---	9,449	57	16,775.03	48,114.34	1.74	2.36	50205010
30,000,000	0.050	0.09	0.1	---	09/06/2023	11/06/2020	---	ENTERSOFT (CR)	7.84	---	7.84	08/05/2024	7.85	7.84	7.86	7.84	7.84	11731@7.84	973@7.85	---	---	1,894	9	14,860.34	235,200.00	5.68	8.1	10101015
36,300,000	1.12	0.2186	---	---	14/09/2022	12/12/2007	---	THESSALONIKA WATER & SEWERAGE	3.22	1.26 P	3.18	08/05/2024	3.2	3.18	3.26	3.22	3.211	1000@3.19	200@3.24	---	---	2,397	14	7,696.14	116,886.00	3.15	3.58	65102030
15,083,480	0.150	---	---	---	02/06/2010	29/01/2024	---	EUROCONSULTANTS S.A. (CR)	1.34	0.75 P	1.33	08/05/2024	1.35	1.32	1.37	1.34	1.341	5000@1.33	2000@1.35	---	---	37,855	67	50,758.06	20,211.86	1.1	1.385	50205020
114,320,400	0.100	0.01	---	---	26/11/2021	05/08/2019	---	IKTINOS HELLAS SA (CR)	0.41	-2.38 E	0.42	08/05/2024	0.415	0.406	0.415	0.41	0.409	978@0.410	1688@0.410	---	---	330,013	305	135,135.98	46,871.36	0.406	0.599	50101035
8,636,132	0.450	---	0.02	---	17/07/2023	13/10/2014	---	ILYDA S.A. (CR)	1.765	0.86 P	1.75	08/05/2024	1.75	1.73	1.775	1.765	1.762	700@1.72	5395@1.77	12.66	2023	12,073	37	21,267.25	15,242.77	1.29	2.02	10101015
3,417,600	0.100	0.016	0.016	---	03/07/2023	02/04/2024	---	INTERWOOD-XYLEMPORIA (PR)	0.358	3.47 P	0.346	08/05/2024	0.34	0.34	0.358	0.358	0.353	300@0.312	708@0.358	---	---	785	6	277.38	13,577.03	0.252	0.388	50101020
45,417,399	0.100	---	---	---	25/07/2008	02/04/2024	---	INTERWOOD-XYLEMPORIA (CR)	0.272	1.49 P	0.268	08/05/2024	0.266	0.266	0.273	0.272	0.269	4000@0.270	1800@0.272	---	---	80,552	72	21,690.55	13,577.03	0.261	0.3917	50101020
18,567,912	0.590	0.24	---	---	05/07/2023	26/01/2021	---	INTERLIFE G.C.I.(CR)	5	0.20 P	4.99	08/05/2024	5.06	4.97	5.06	5	5	1@5.00	1334@5.04	6.77	2023	22,423	72	112,104.59	92,839.56	4.62	5.3	30302025
8,424,900	0.500	---	---	---	12/07/2010	04/07/2019	---	INTERTECH SA (CR)	1.28	1.99 P	1.255	08/05/2024	1.275	1.25	1.28	1.28	1.252	12@1.25	874@1.28	22.19	2023	1,322	9	1,655.03	10,783.87	1.18	1.485	50205010
19,804,134	0.150	---	---	---	01/07/2004	06/11/2017	---	KEKROPS SA (CR)	1.52	1.33 P	1.5	08/05/2024	1.52	1.5	1.55	1.54	1.52	120@1.51	280@1.54	-(6)-	2023	6,141	21	9,331.63	30,102.28	1.455	1.965	35101010
40,219,218	0.260	---	---	---	29/08/2022	10/06/2019	---	KLOUKINAS - LAPPAS SA (CR)	1.63	0.31 P	1.625	08/05/2024	1.63	1.615	1.64	1.63	1.625	1500@1.62	1000@1.65	---	---	26,715	77	43,409.35	65,557.33	1.425	1.825	50101010
11,510,102	0.890	---	---	---	24/06/2005	06/10/1999	---	NAFPAKTOS TEXTILE (CR)	0.974	-1.62 E	0.99	08/05/2024	0.982	0.968	0.99	0.98	0.974	60@0.964	280@0.976	---	---	440	7	428.58	11,210.84	0.944	1.34	55101020
21,224,340	0.420	0.02	---	---	06/09/2022	25/04/2006	---	KORDELLOS BROS SA (CR)	0.516	-2.64 E	0.53	08/05/2024	0.53	0.51	0.53	0.516	0.519	991@0.514	200@0.526	---	2023	5,172	21	2,682.09	10,951.76	0.508	0.684	55102010
33,065,136	0.380	0.2001	0.2004	---	24/08/2023	16/09/2013	---	KRI-KRI S.A. (CR)	10.6	---	10.6	08/05/2024	10.7	10.35	10.7	10.6	10.558	214@10.50	2483@10.60	10.86	2023	24,191	134	255,404.35	350,490.44	9.58	12.3	45102020
7,595,160	0.600	---	---	---	10/09/2019	18/08/2010	---	KIRIAKOULIS SHIPPING SA (CR)	1.375	-1.79 E	1.4	08/05/2024	1.375	1.365	1.385	1.375	1.371	300@1.36	1000@1.39	---	---	6,115	12	8,381.80	10,443.35	0.95	1.65	40501015
6,200,000	0.500	---	---	---	22/06/2010	01/11/1995	---	MINERVA KNITWEAR (CR)	0.61	-3.18 E	0.63	08/05/2024	0.61	0.6	0.63	0.61	0.611	30@0.610	140@0.630	---	---	5,020	13	3,066.60	3,782.00	0.51	0.98	40204020
5,939,268	0.620	---	---	---	10/07/2003	03/01/2002	---	LANAKAM SA (CR)	1.06	---	1.06	08/05/2024	---	---	---	---	---	498@1.00	1085@1.06	---	---	---	---	---	6,295.62	0.92	1.18	40401020
9,819,370	0.500	---	---	---	14/08/2007	09/01/2004	---	MATHIOS REFRACTORY SA (CR)	1.06	-1.85 E	1.08	08/05/2024	0.99	0.99	1.06	1.06	1.03	249@0.976	368@1.06	---	---	26	3	26.79	10,408.53	0.99	1.3	55101000
30,150,000	0.360	0.0401	0.0908	---	15/06/2023	25/04/2019	---	MOTODYNAMICS S.A. (CR)	3.02	0.33 P	3.01	08/05/2024	3.03	2.995	3.06	3.02	3.007	2500@3.00	1000@3.03	---	---	12,074	50	36,310.73	91,053.00	2.83	3.34	40401030
43,200,000	1.00	0.0824	---	---	07/09/2022	13/09/2023	---	MPL KEDROS (CR)	3.37	---	3.37	08/05/2024	3.37	3.33	3.39	3.37	3.368	518@3.37	2000@3.40	---	---	4,832	38	16,275.88	145,584.00	3.2	3.39	35102000
8,321,682	0.670	---	---	---	17/08/2007	23/11/1999	---	N. LEVENTERIS (CR)	0.346	2.98 P	0.336	08/05/2024	0.304	0.304	0.346	0.346	0.325	---	42@0.346	---	2023	2,972	10	966.34	3,592.27	0.27	0.4	55102010
2,160,524	0.670	---	---	---	03/12/2018	23/11/1999	---	N. LEVENTERIS (PR)	0.33	-9.84 E	0.366	08/05/2024	0.33	0.33	0.33	0.33	0.33	269@0.330	3044@0.386	---	2023	61	1	20.13	3,592.27	0.26	0.41	55102010
10,080,000	3.00	1.5	1.45	---	11/05/2023	27/08/2001	---	TPA SA (CR)	22.4	1.36 P	22.1	08/05/2024	22.1	22.1	22.4	22.4	22.242	23@22.20	210@22.40	---	---	1,069	28	23,776.20	225,792.00	21.2	23.5	50206060
25,000,000	2.00	0.628	1.04	---	07/08/2023	08/08/2003	---	P.P.A. S.A. (CR)	24.8	0.20 P	24.75	08/05/2024	24.75	24.6	24.8	24.8	24.696	100@24.60	4@24.80	9.28	2023	3,817	79	94,263.30	620,000.00	23	28.8	50206060
4,971,466	1.46	---	---	---	04/07/2007	08/10/2003	---	PAIRIS SA (CR)	1.215	3.40 P	1.175	08/05/2024	1.17	1.165	1.24	1.215	1.212	350@1.15	499@1.22	---	---	3,294	18	3,993.22	6,040.33	1.04	1.71	50203030
27,098,594	0.540	0.05	0.0401	0.0702	19/04/2024	14/01/2021	---	PAPOUTSANIS (CR)	2.61	-0.38 E	2.62	08/05/2024	2.62	2.61	2.62	2.61	2.61	1000@2.58	231@2.62	17.33	2023	4,110	25	10,727.20	70,727.33	2.2	2.73	45201020
7,070,400	0.930	0.3242	0.2593	0.8645	15/04/2024	06/05/2016	---	PETROPOULOS PETROS (CR)	9.04	1.12 P	8.94	08/05/2024	8.84	8.78	9.04	9.04	8.859	200@9.02	1490@9.04	---	---	6,740	53	59,706.70	63,916.42	8.22	10.65	50206015
43,741,452	0.660	0.2723	0.2629	0.0699	30/11/2023	01/11/1999	---	THRACE PLASTICS SA (CR)	4	-0.12 E	4.005	08/05/2024	4.015	3.985	4.035	4	4.004	150@4.00	250@4.02	---	---	21,840	115	87,451.93	174,965.81	3.8	4.595	50203015
21,912,599	0.300	---	0.048	---	18/05/2023	23/02/2007	---	REVOIL (CR)	1.7	0.30 P	1.695	08/05/2024	1.715	1.685	1.735	1.71	1.7	100@1.69	3261@1.71	---	---	11,262	46	19,149.28	37,251.42	1.49	1.94	60101020
13,582,223	1.35	---	---	---	24/06/2008	02/02/2016	---	SIDMA STEEL (CR)	1.885	-1.05 E	1.905	08/05/2024	1.915	1.86	1.925	1.895	1.883	3@1.87	803@1.90	---	---	3,112	23	5,859.98	25,602.49	1.85	2.4	55102010
40,693,350	5.00	---	---	---	03/07/2006	26/05/2015	---	TECHNICAL OLYMPIC SA (CR)	2.86	-1.38 E	2.9	08/05/2024	2.89	2.82	2.89	2.86	2.853	100@2.82	1147@2.86	---	---	9,259	63	26,412.36	116,382.98	2.49	3.05	40202010
3,048,000	0.300	---	---	---	06/07/2007	01/06/2021	---	TZIRAKIAN PROFIL (CR)	1.55	-4.02 E	1.615	08/05/2024	1.555	1.5	1.59	1.55	1.535	159@1.54	29@1.55	---	2023	12,618	58	19,368.40	4,724.40	1.5	1.925	55102010
10,203,575	0.730	---	---	---	16/07/2007	18/10/1999	---	FIERATEX SA (CR)	0.359	---	0.359	30/04/2024	---	---	---	---	---	3000@0.347	250@0.393	---	---	---	---	---	3,663.08	0.335	0.538	55101020
8,340,750	1.16	---	---	---	25/06/2009	17/09/2018	---	HAIDEMENOS SA (CR)	0.66	0.76 P	0.655	08/05/2024	0.66	0.66	0.66	0.66	0.66	200@0.610	61@0.660	---	2023	19	1	12.54	5,504.90	0.62	0.92	50205030

Main Market - Low Liquidity Class

50,014,177	0.050	---	---	---	04/06/2008	27/03/2023	---	ATTICA BANK S.A. (CR)	11.4	---	11.4	08/05/2024	11.3	11.2	11.4	11.4	11.347	5@11.15	121@11.40	---	---	430	5	4,879.00	570,161.62	10.7	12	30101010
175,797,803	0.040	---	---	---	01/07/2008	21/02/2020	---	AVE (CR)	0.466	-1.06 E	0.471	08/05/2024	0.47	0.465	0.47	0.465	0.47	200@0.461	938@0.489	---	---	31,800	5	14,935.00	81,921.78	0.428	0.542	40301010

## Daily Official List

Year: 145 Trading Day No: 85

## Section 2: Analytic Figures of Shares Transactions

Thursday, 9 May, 2024

Number of Outstanding Securities	Nominal Value	Dividends [1]	Date of Last Coupon Dividend [2]	Date of Last Coupon Right	Note	Shares	Closing price	% change	Previous closing price/date	Open price	Price min	Price max	Last price	Avg price	Last Bid [7]	Last Ask [7]	P/E after tax	Year	Volume	Trades	Transactions Value[8]	Company Mkt Value (thou. €)	Year low	Year high	Sector[4]					
11,869,224	0.540	0.136	0.15	---	03/07/2023	30/08/2019	---		FLEXOPACK SA (CR)	8	-1.24	€	8.1	08/05/2024	8	8	8	8	8	1000@8.00	100@8.20	---	---	500	2	4,000.00	94,953.79	7.55	8.65	50203030
468,700		3.42	4.06	---	22/12/2023	21/05/2004	---		MERMEREN KOMB. A.D. PR. (GDR)	45	-4.66	€	47.2	08/05/2024	45	45	45	45	45	2@45.00	10@47.00	1.54	2023	20	1	900.00	21,091.50	42.2	49.6	55102000
57,434,884	1.17	---	---	---	05/06/2008	12/06/2009	---		REDS S.A. (CR)	2.7	---	↘	2.7	08/05/2024	2.7	2.7	2.7	2.7	2.7	19965@2.70	4500@2.74	---	---	13,335	4	36,004.50	155,074.19	2.25	2.74	35101010
205,177,538	0.500	0.02	0.03	---	23/06/2023	28/12/2023	---		TRASTOR REAL EST. INV. CO.(CR)	1.15	-3.36	€	1.19	08/05/2024	1.16	1.15	1.16	1.15	1.152	150@1.13	143@1.18	---	---	1,000	3	1,151.50	235,954.17	1.1	1.42	35102000
15,300,000	0.300	---	---	---	30/07/2009	13/12/1999	---		ATTICA PUBLICATIONS SA (CR)	0.378	---	↘	0.378	08/05/2024	---	---	---	---	---	1000@0.342	100@0.404	---	---	---	---	---	5,783.40	0.292	0.414	40301030
15,000,000	0.300	---	---	---	06/07/2007	18/07/2000	---		DAIOS PLASTICS SA (CR)	3.78	---	↘	3.78	08/05/2024	---	---	---	---	---	124@3.48	480@4.14	---	---	---	---	---	56,700.00	3.18	4.18	50203015
3,307,500	0.210	---	0.4	---	13/10/2023	30/11/2022	---		ELVE SA (CR)	5.05	---	↘	5.05	08/05/2024	5.2	5.2	5.2	5.2	5.2	330@5.00	6@5.20	9.43	2023	24	2	124.80	16,702.88	4.7	5.45	40204020
86,735,980	0.310	---	---	---	06/07/2009	07/09/2023	---		ATHENS MEDICAL CENTER SA (CR)	1.685	-0.88	€	1.7	08/05/2024	1.69	1.64	1.715	1.705	1.678	1000@1.66	906@1.70	---	---	2,915	24	4,891.88	146,150.13	1.57	2.03	20101025
2,760,000	11.83	11	11.8	---	14/06/2023	16/07/1990	---		KARELIA (CR)	344	---	↘	344	08/05/2024	---	---	---	---	---	10@340.00	2@342.00	---	---	---	---	---	949,440.00	330	350	45103010
6,700,000	0.800	0.047	0.047	---	23/08/2023	29/05/2014	---		MILLS KEPENOS (CR)	2	---	↘	2	08/05/2024	---	---	---	---	---	2@1.94	178@1.98	21.47	2023	---	---	---	13,400.00	1.73	2.26	45102020
18,017,472	0.360	---	---	---	09/09/2022	28/08/2017	---		KTIMA KOSTAS LAZARIDIS SA (CR)	1.84	---	↘	1.84	08/05/2024	---	---	---	---	---	851@1.81	9@1.84	---	---	---	---	---	33,152.15	1.64	1.9	45101015
21,364,000	1.12	---	0.4	---	21/08/2023	08/03/2023	---		LAMPASA HOTEL SA (CR)	33.8	---	↘	33.8	08/05/2024	33.2	33.2	33.8	33.8	33.74	60@33.80	100@34.00	---	---	100	3	3,374.00	722,103.20	28.4	34	40501025
32,188,050	1.04	---	---	---	21/07/2008	20/01/2000	---		MOUZAKIS (CR)	0.73	---	↘	0.73	08/05/2024	---	---	---	---	---	220@0.725	2050@0.750	---	---	---	---	---	23,497.28	0.67	0.92	55101020
6,340,000	0.600	0.17	0.1	0.2	11/12/2023	11/01/2024	---		NAKAS MUSIC	2.84	2.16	Ⓟ	2.78	08/05/2024	2.82	2.78	2.88	2.84	2.844	22@2.90	31@2.88	---	---	691	11	1,965.24	18,005.60	2.54	3.16	40401030
27,379,200	0.980	---	0.45	---	01/08/2023	29/08/2022	---		CRETE PLASTICS SA (CR)	15.4	---	↘	15.4	08/05/2024	---	---	---	---	---	133@15.20	92@15.70	---	---	---	---	---	421,639.68	14.4	16.4	50203015
255,494,534	2.71	0.279	0.255	0.11	11/12/2023	30/09/2021	---		PRODEA (CR)	7.8	---	↘	7.8	08/05/2024	7.8	7.8	7.8	7.8	7.8	800@7.80	200@8.55	---	---	206	2	1,606.80	1,992,857.37	7	7.95	35102000
4,181,450	0.500	---	---	---	21/08/2000	05/03/2002	---		FLOUR MILLS SARANTOPOULOS SA	1.07	---	↘	1.07	08/05/2024	---	---	---	---	---	180@1.05	1000@1.17	---	---	---	---	---	4,474.15	0.965	1.12	45102020

## Exchange Traded Funds (ETFs)

934,675	---	---	---	---	15/06/2016	---			ALPHA ETF FTSE Athex Large Cap	36.3	0.14	Ⓟ	36.25	08/05/2024	36.25	36.04	36.3	36.3	36.16	500@36.22	500@36.30	---	---	3,358	55	121,423.72	---	31.58	38	12003
---------	-----	-----	-----	-----	------------	-----	--	--	--------------------------------	------	------	---	-------	------------	-------	-------	------	------	-------	-----------	-----------	-----	-----	-------	----	------------	-----	-------	----	-------

## Surveillance

89,078,604	0.040	---	---	---	07/07/2010	16/01/2024	5160		FRIGOGLASS SA (CR)	0.266	-8.28	€	0.29	08/05/2024	0.29	0.266	0.29	0.266	0.267	31978@0.264	2071@0.290	---	2023	157,601	56	42,045.42	23,694.91	0.256	0.44	50204000	
65,326,268	0.530	---	---	---	04/07/2007	19/07/2006	4750		SATO SA (CR)	0.047	---	↘	0.047	08/05/2024	---	---	---	---	---	---	54836@0.046	---	---	---	---	---	---	3,070.33	0.027	0.067	40202015
13,191,620	0.620	---	---	---	04/08/2010	09/09/2002	5232		YALCO - CONSTANTINOU (CR)	0.18	---	↘	0.18	08/05/2024	---	---	---	---	---	10000@0.170	584@0.190	---	---	---	---	---	2,374.49	0.178	0.208	40202020	
17,579,754	4.16	---	---	---	18/08/2006	02/08/2010	---		BIOTER SA (CR)	0.256	-8.57	€	0.28	08/05/2024	0.256	0.256	0.256	0.256	0.256	300@0.254	1560@0.300	---	---	4,050	5	1,036.80	4,500.42	0.2	0.436	50101010	
54,654,600	0.050	---	---	---	01/07/1998	30/12/2022	5275		VIS SA (CR)	0.162	-10.00	€	0.18	08/05/2024	0.162	0.162	0.162	0.162	0.162	430@0.162	350@0.197	---	2023	9,570	4	1,550.34	8,854.05	0.162	0.288	50203030	
51,754,364	0.300	---	---	---	23/12/2003	24/01/2007	5197		SELECTED TEXT. IND. ASSOC (CR)	0.14	---	↘	0.14	08/05/2024	0.13	0.13	0.13	0.13	0.1326802@0.130	260@0.140	---	---	4,458	4	579.54	7,245.61	0.108	0.164	55101020		
15,842,391	1.51	---	---	---	15/07/2009	12/05/2000	5141		BITROS HOLDING SA (CR)	0.47	---	↘	0.47	08/05/2024	---	---	---	---	---	250@0.430	1500@0.480	---	---	---	---	---	7,445.92	0.45	0.755	55102010	
24,319,250	0.300	---	---	---	09/07/2002	04/07/2007	5165		PROODEFTIKH SA (CR)	0.296	---	↘	0.296	08/05/2024	0.296	0.296	0.296	0.296	0.296	350@0.296	5000@0.322	---	---	4,300	5	1,272.80	7,198.50	0.268	0.4	50101010	
28,438,268	0.070	---	---	---	21/08/2006	24/11/1999	5253		SPIROY AGRICULTURE SA (CR)	0.19	---	↘	0.19	08/05/2024	---	---	---	---	---	1705@0.194	1000@0.206	---	---	---	---	---	5,403.27	0.171	0.252	45102010	
1,011,000	1.00	---	---	---	01/07/2004	11/12/2012	5193		TRIA ALFA SA (CR)	7	---	↘	7	08/05/2024	7	7	7	7	7	---	25@7.00	---	2023	37	3	259.00	7,077.00	6.65	8.95	55101020	

## Suspension Status

12,417,000	0.310	---	---	---	27/08/2019	28/08/2017	5233		MLS MULTIMEDIA SA (CR)	0.57	---	↘	0.57	12/05/2020	---	---	---	---	---	---	---	---	---	---	---	---	---	7,077.69	0.57	0.57	10101015
6,330,002	0.300	---	---	---	25/06/2002	15/03/2019	5278		VARVARESSOS (CR)	0.24	---	↘	0.24	02/05/2023	---	---	---	---	---	---	---	---	---	---	---	---	---	1,519.20	0.24	0.24	55101020
3,961,300	1.28	---	---	---	29/06/2004	03/08/2000	5248		DUROS SA (CR)	0.25	---	↘	0.25	24/04/2023	---	---	---	---	---	---	---	---	---	---	---	---	---	990.33	0.25	0.25	40204020
7,125,216	0.650	---	---	---	01/07/2005	14/12/1999	4955		KRE.KA SA (CR)	0.28	---	↘	0.28	06/04/2023	---	---	---	---	---	---	---	---	---	---	---	---	---	1,995.06	0.28	0.28	45102010
7,734,375	1.00	---	---	---	09/07/2007	07/01/2011	5277		LIVANIS SA (CR)	0.125	---	↘	0.125	28/04/2023	---	---	---	---	---	---	---	---	---	---	---	---	---	966.80	0.125	0.125	40301030

## Shares' Notes

Code	Note text
( )	- Adjusted dividends.
*	- Last adjusted closing price.
[1]	- Net dividends.
[2]	- The "Date of Last Coupon" for New listings refers to the date company's stocks started to trade in Athex
[3]	- The Company Market Value is referred to the number of outstanding shares
[4]	- Sectors codification can be found in Appendix A
[5]	- The Market Value refers to the total number of shares listed (including their several classes) in the exchange by the company.
[6]	- P/E greater than 100
[7]	- Last view of the Order Book before the end of the trading session
[8]	- All Blocks Methods' Transactions Value are included.
4750	- Transfer to the Under Surveillance Category from 8/4/2011.
4955	- Transfer to the Surveillance Category as from 5/4/2013.
5093	- Transfer to the Surveillance Category as of 8/4/2015.
5141	- Transfer to the Surveillance Category as of 10/05/2017.
5160	- Transfer to the Surveillance Category as of 15/04/2016.
5165	- Transfer to the Surveillance Category as of 15/02/2018.
5193	- Transfer to the Surveillance Category as of 25/10/2018.
5197	- Transfer to the Surveillance Category as of 07/11/2018.
5232	- Transfer to the Under Surveillance Category from 08/04/2011.
5233	- Suspension of trading as of 13/05/2020.
5248	- Transfer to the Surveillance Category as of 06/09/20116.
5253	- Transfer to the Surveillance Category as of 14/5/2021.
5275	- Transfer to the Surveillance Category as of 09/07/2020.
5277	- Suspension of trading as of 02/05/2023.
5278	- Suspension of trading as of 03/05/2023.

Securities Blocks Details

Securities	Block Volume	Price	Block Trade Value	Time of approval	Note
JUMBO SA (CR)	15,000	27.20	408,000.00	10:30:32	20
MYTILINEOS (CR)	7,731	39.06	301,972.86	10:31:42	20
PIRAEUS FINANCIAL HOLD (CR)	142,276	3.80	540,648.80	10:36:26	20
NATIONAL BANK (CR)	150,000	8.12	1,218,000.00	10:39:49	20
NATIONAL BANK (CR)	400,000	8.12	3,248,000.00	10:43:54	20
JUMBO SA (CR)	15,000	28.20	423,000.00	11:03:14	20
NATIONAL BANK (CR)	150,000	8.13	1,218,750.00	11:13:29	20
NATIONAL BANK (CR)	200,000	8.12	1,624,000.00	11:13:52	20
NATIONAL BANK (CR)	200,000	8.11	1,622,000.00	11:14:20	20
JUMBO SA (CR)	15,000	28.14	422,100.00	11:18:04	20
PIRAEUS FINANCIAL HOLD (CR)	137,000	3.79	518,956.00	11:33:49	20
NATIONAL BANK (CR)	70,414	8.11	571,057.54	11:34:38	20
NATIONAL BANK (CR)	100,000	8.11	811,400.00	11:37:53	20
NATIONAL BANK (CR)	147,418	8.11	1,195,559.98	12:09:26	20
CENERGY HOLDINGS (CB)	25,000	8.30	207,500.00	12:11:56	20
EPSILON NET (CR)	742,000	12.00	8,904,000.00	12:21:51	20
JUMBO SA (CR)	4,000,000	27.20	108,800,000.00	12:22:32	20
EPSILON NET (CR)	130,000	12.00	1,560,000.00	12:22:40	20
NATIONAL BANK (CR)	77,177	8.10	624,824.99	12:35:04	20
PIRAEUS FINANCIAL HOLD (CR)	200,000	3.73	746,000.00	12:49:27	20
CENERGY HOLDINGS (CB)	26,700	8.30	221,610.00	14:15:36	20
PIRAEUS FINANCIAL HOLD (CR)	206,529	3.75	773,657.63	14:41:02	20
NATIONAL BANK (CR)	133,977	8.09	1,083,873.93	14:45:20	20
ALPHA SERVICES HOLD (CR)	1,467,000	1.61	2,356,735.50	15:02:06	20
TITAN CEMENT (CB)	15,000	31.10	466,500.00	15:14:22	20
TITAN CEMENT (CB)	10,000	31.10	311,000.00	15:28:28	20
NATIONAL BANK (CR)	420,000	8.06	3,385,200.00	15:57:47	20
OTE (CR)	26,452	14.47	382,760.44	16:57:49	20
EUROBANK HOLDINGS (CR)	659,033	2.06	1,354,971.85	16:59:18	20
NATIONAL BANK (CR)	205,834	8.09	1,664,373.72	17:00:12	20
KRI-KRI S.A. (CR)	3,056	10.90	33,310.40	17:00:16	18
NATIONAL BANK (CR)	494,466	8.09	3,998,252.08	17:11:55	20
PIRAEUS FINANCIAL HOLD (CR)	269,237	3.77	1,014,215.78	17:12:48	20

Blocks Notes

- 9 - Method 6-1 / Special Fees
- 10 - Method 6-1 / Special Fees, SDS
- 14 - Method 6-3 / Settlement, Incomplete Buy and Sell
- 18 - Method 6-2 / SPOT 1
- 19 - Method 6-2 / SPOT 2
- 20 - Method 6-1 and Method 6-1 Same Day Settlement
- 21 - Other Pre-agreed

**Shares Rights Details**

Occurred date	Exercise from	Exercise until	Trading until	Rights	Price min	Price max	Closing price	Last Bid	Last Ask	Volume	Trades	Transactions Value
---------------	---------------	----------------	---------------	--------	-----------	-----------	---------------	----------	----------	--------	--------	--------------------

No Rights Transactions.

---

**Forced Sales Details**

---

Securities	Category of Security	Transactions Volume	Number of Trades	Transactions Value	Note
------------	----------------------	------------------------	---------------------	-----------------------	------

---

No Forced Transactions.

---

---

**Forced Sales Notes**

---

- 1 - Compulsory Public Forced Sales
- 2 - Forced Sales of Fixed Registered Shares
- 3 - Forced Sales of Remaining Fractional Shares



## Exchange Traded Funds (ETFs) Characteristics

	Transactions Date (T)	Creation / Redemption	Units (T-1)	New Units (T-1)	Redemption Units (T-1)	Units (T) [1]	Fund Assets [2]	Net Unit Price	Dividend per Unit	Dividend Date
ALPHA ETF FTSE Athex Large Cap	09/05/2024	5,000	934,675	---	---	934,675	33,849,310.00	36.2151	0.62	03/07/2023

## ETFs Notes

[1] - Units (T) = Units (T-1) + New Units (T-1) - Redemption Units (T-1)

[2] - The Creation / Redemption Units of T-1 are included.

## Non Convertible Corporate Bonds - Regulated Market

Num Listed Bonds	Nominal price	Issue price	Today's Rate	Exp. Date	Duration (years)	Note	Coupon		Trading Unit	Corporate Bonds	Accrued Int.	Yield.T.Mat	Price min	Price max	Closing price	Previous closing price/date	Volume	Transactions Value	Last order		ear min	Year max		
							Common	Preferred											Price	Buy / Sell			Date	
130,000	1,000.00	1,000.00	6.00	27/02/2029	5	---	1	---	1	INTRALOT S.A. (Non Convertible)	12.6667	5.6700	101.0000	101.0000	101.0000	101.0000	08/05/2024	10,000	10,226.67	101.0000	B	39/05/2024	100.0050	101.9000
320,000	1,000.00	1,000.00	3.40	21/07/2027	7	---	8	---	1	LAMDA DEVELOPMENT S.A. (Non Convertible)	10.5778	4.8140	93.0000	95.0800	94.2598	94.2360	08/05/2024	76,000	72,228.04	93.5000	B	39/05/2024	92.0000	97.1500
200,000	1,000.00	1,000.00	2.10	27/10/2027	7	---	8	---	1	O.P.A.P. S.A. (Non Convertible)	0.8167	3.7490	93.9800	94.0000	94.0000	94.0000	08/05/2024	17,000	15,993.48	93.0000	B	39/05/2024	90.5800	95.0000
200,000	1,000.00	1,000.00	1.90	23/03/2028	7	---	7	---	1	MOTOR OIL CORINTH REFINERIES SA (Non Convertible)	2.5333	4.0050	91.8500	92.1900	92.0364	92.0410	08/05/2024	36,000	33,224.30	92.0400	B	39/05/2024	90.5000	92.7000
100,000	1,000.00	1,000.00	2.95	11/02/2027	5	---	5	---	1	SAFE BULKERS PARTICIPATIONS PLC (Non Convertible)	7.4569	4.8030	94.6320	94.6320	94.6320	94.6320	08/05/2024	1,000	953.78	94.0000	B	39/05/2024	93.3364	97.0000
230,000	1,000.00	1,000.00	4.70	12/07/2029	7	---	4	---	1	LAMDA DEVELOPMENT S.A. (Non convertible)	15.9278	4.4750	99.0000	99.5000	99.3000	99.0170	08/05/2024	69,000	69,549.02	99.2000	B	39/05/2024	98.3500	101.2000
100,000	1,000.00	1,000.00	4.40	26/07/2029	7	---	4	---	1	CPLP SHIPPING HOLDINGS PLC (Non Convertible)	13.2000	4.4200	98.4000	98.4000	98.4000	98.5000	08/05/2024	1,000	997.20	98.0500	B	39/05/2024	95.0948	100.2438
199,375	1,000.00	1,000.00	3.60	12/03/2026	7	---	11	---	1	AEGEAN AIRLINES S.A. (Non Convertible)	6.2000	3.8600	97.5602	98.8000	98.2805	98.0000	08/05/2024	134,000	132,526.62	97.7000	B	39/05/2024	97.1458	99.3000
150,000	1,000.00	1,000.00	2.60	22/10/2026	7	---	10	---	1	TERNA ENERGY FINANCE S.A. (Non Convertible)	1.5167	3.9570	95.8499	95.8499	95.8499	95.8500	08/05/2024	3,000	2,880.05	94.0150	B	39/05/2024	92.8293	95.8499
500,000	1,000.00	1,000.00	2.75	03/07/2027	7	---	8	---	1	GEK TERNA S.A. (Non Convertible)	10.0069	5.1180	91.8500	92.3000	91.9893	92.0000	08/05/2024	41,000	38,125.88	91.8700	B	39/05/2024	91.5500	94.0000
200,000	1,000.00	1,000.00	4.25	23/01/2029	5	---	1	---	1	AUTOHELLAS S.A. (Non Convertible)	13.1042	4.1470	100.1700	100.2000	100.2000	100.0000	08/05/2024	13,000	13,195.45	100.1500	B	39/05/2024	97.5000	101.0000
175,000	1,000.00	1,000.00	3.40	26/07/2024	5	---	10	---	1	ATTICA HOLDINGS S.A. (Non Convertible)	10.2000	3.8370	99.7700	99.7700	99.7700	99.7500	02/05/2024	2,000	2,015.80	99.1000	B	39/05/2024	98.5000	99.7700
100,000	1,000.00	1,000.00	2.70	25/05/2026	5	---	6	---	1	COSTAMARE PARTICIPATIONS PLC (Non Convertible)	12.6000	4.7020	95.0000	95.6999	95.5000	95.2670	08/05/2024	32,000	30,948.70	95.5000	B	39/05/2024	94.2567	97.0000
300,000	1,000.00	1,000.00	2.30	20/07/2028	7	---	6	---	1	PRODEA REIC S.A.(Non Convertible)	7.1556	4.8050	90.0000	90.3000	90.0333	90.0000	08/05/2024	27,000	24,515.20	90.0000	B	39/05/2024	86.1234	92.3500
150,000	1,000.00	1,000.00	2.65	22/10/2026	5	---	6	---	1	CPLP SHIPPING HOLDINGS PLC (Non Convertible)	1.5458	5.0120	94.0100	94.0200	94.0143	94.1890	08/05/2024	7,000	6,591.82	94.0200	B	39/05/2024	93.0000	95.0000
250,000	1,000.00	1,000.00	2.45	16/11/2028	7	---	5	---	1	ELVALHALCOR S.A. (Non Convertible)	12.1819	4.4050	91.3000	91.5000	91.5000	91.5000	08/05/2024	81,000	75,042.72	91.3000	B	39/05/2024	88.4206	93.3000
120,000	1,000.00	1,000.00	2.65	06/12/2028	7	---	5	---	1	NOVAL PROPERTY REIC (Non Convertible)	11.7042	4.7050	90.3000	93.1000	91.0000	92.2000	08/05/2024	179,000	164,516.99	90.6002	B	39/05/2024	88.5000	93.2000
300,000	1,000.00	1,000.00	2.30	14/12/2028	7	---	5	---	1	GEK TERNA S.A. (Non Convertible)	9.6472	5.4410	86.2256	88.0000	87.1751	87.8500	08/05/2024	87,000	76,681.68	87.5000	B	39/05/2024	85.0000	90.9000

## Corporate Bonds Notes

Transactions Volume = (Pieces) \* (Nominal Price). Transactions Value = (Pieces) \* (Nominal Price) \* (price %) + (Accrued interest).

The price of a Bond is stated as a percentage (%) of Bond's Nominal Price.

Nominal Price in Euros (€), except if it is noted differently.

## Non Convertible Corporate Bonds - Regulated Market

Num Listed Bonds	Nominal price	Issue price	Today's Rate	Exp. Date	Duration (years)	Note	Coupon		Trading Unit	Corporate Bonds	Accrued Int.	Yield.T.Mat	Price min	Price max	Closing price	Previous closing price/date	Volume	Transactions Value	Last order			ear min	Year max	
							Common	Preferred											Price	Buy / Sell	Date			
100,000	1,000.00	1,000.00	2.80	25/01/2027	5	---	5	---	1	PREMIA S.A. (Non Convertible)	8.4778	4.9730	93.0001	94.9599	93.9561	93.0000	08/05/2024	34,000	32,037.72	93.5100	B	09/05/2024	90.9974	97.8048
500,000	1,000.00	1,000.00	4.00	10/07/2030	7	---	2	---	1	MYTILINEOS S.A. (Non Convertible)	13.7778	3.9240	99.6500	99.8000	99.7140	99.6330	08/05/2024	102,000	103,125.35	99.7000	B	09/05/2024	98.3001	100.6000
120,000	1,000.00	1,000.00	3.95	04/04/2025	7	---	13	---	1	GEK TERNA S.A. (Non Convertible)	4.2792	3.6790	---	---	---	99.4430	08/05/2024	---	---	99.6000	B	09/05/2024	98.6000	99.8000
100,000	1,000.00	1,000.00	5.50	15/12/2028	5	---	1	---	1	IDEAL HOLDINGS S.A. (Non Convertible)	22.9167	4.3950	103.9000	103.9000	103.9000	103.5500	08/05/2024	1,000	1,061.92	103.0000	B	09/05/2024	100.6502	104.1000

## Corporate Bonds Notes

Transactions Volume = (Pieces) \* (Nominal Price). Transactions Value = (Pieces) \* (Nominal Price) \* (price %) + (Accrued interest).

The price of a Bond is stated as a percentage (%) of Bond's Nominal Price.

Nominal Price in Euros (€), except if it is noted differently.

## Government Bonds

Number Listed Bonds	Nominal price	Today's Rate	Accrued Interest Calc	Exp. Date [1]	Duration (years)	Note	Coupons Date	Curr. coupon value	Trading Unit	Government Bonds	Price min	Price max	Closing price	Previous closing price/date	Volume	Transactions Value	Price	Last order Buy / Sell	Date
3,000,000	1,000.00	4.13	Actual/Actual	15/06/2054	30	---	15/06	4.13	1	GGB-FXD-150654-30Y-4.125-1.000	---	---	---	---	---	---	---	---	---
4,700,000	1,000.00	1.88	Actual/Actual	04/02/2035	15	---	04/02	1.88	1	GGB-FXD-040235-15Y-1.875-1.000	---	---	---	---	---	---	---	---	---
6,000,000	1,000.00	0.75	Actual/Actual	18/06/2031	10	---	18/06	0.75	1	GGB-FXD-180631-10Y-0.750-1.000	---	---	---	---	---	---	---	---	---
3,600,000	1,000.00	3.88	Actual/Actual	15/06/2028	5	---	15/06	3.88	1	GGB-FXD-150628-05Y-3.875-1.000	---	---	---	---	---	---	---	---	---
5,962,747,327	1.00	3.75	Actual/Actual	30/01/2028	10	---	/02 - 01/02 - 31/	3.75	1	GGB-FXD-300128-10Y-3.750-1.000	---	---	---	85.4610 13/07/2018	---	---	1.0000	B	28/11/2018
7,067,309,386	1.00	3.90	Actual/Actual	30/01/2033	15	---	/02 - 01/02 - 31/	3.90	1	GGB-FXD-300133-15Y-3.900-1.000	---	---	---	78.6730 13/07/2018	---	---	1.0000	B	28/11/2018
5,622,848,349	1.00	4.00	Actual/Actual	30/01/2037	19	---	/02 - 01/02 - 31/	4.00	1	GGB-FXD-300137-19Y-4.000-1.000	---	---	---	77.0370 13/07/2018	---	---	1.0000	B	28/11/2018
5,476,770,669	1.00	4.20	Actual/Actual	30/01/2042	24	---	/02 - 01/02 - 31/	4.20	1	GGB-FXD-300142-24Y-4.200-1.000	---	---	---	77.7640 13/07/2018	---	---	1.0000	B	28/11/2018
4,000,000	1,000.00	3.38	Actual/Actual	15/06/2034	10	---	15/06	3.38	1	GGB-FXD-150634-10Y-3.375-1.000	---	---	---	---	---	---	---	---	---
40,248,141	1.00	4.30	Actual/Actual	24/02/2025	13	---	24/02	4.30	1	GGB-FXD-240225-13Y-2.000-1.000	---	---	---	10.0000 22/06/2015	---	---	---	---	---
59,586,043	1.00	4.30	Actual/Actual	24/02/2026	14	---	24/02	4.30	1	GGB-FXD-240226-14Y-2.000-1.000	---	---	---	10.0000 22/06/2015	---	---	---	---	---
41,118,344	1.00	4.30	Actual/Actual	24/02/2027	15	---	24/02	4.30	1	GGB-FXD-240227-15Y-2.000-1.000	---	---	---	10.0000 22/06/2015	---	---	---	---	---
45,137,734	1.00	4.30	Actual/Actual	24/02/2028	16	---	24/02	4.30	1	GGB-FXD-240228-16Y-2.000-1.000	---	---	---	10.0000 22/06/2015	---	---	---	---	---
61,768,888	1.00	4.30	Actual/Actual	24/02/2029	17	---	24/02	4.30	1	GGB-FXD-240229-17Y-2.000-1.000	---	---	---	10.0000 22/06/2015	---	---	---	---	---
54,567,744	1.00	4.30	Actual/Actual	24/02/2030	18	---	24/02	4.30	1	GGB-FXD-240230-18Y-2.000-1.000	---	---	---	10.0000 22/06/2015	---	---	---	---	---
37,541,515	1.00	4.30	Actual/Actual	24/02/2031	19	---	24/02	4.30	1	GGB-FXD-240231-19Y-2.000-1.000	---	---	---	10.0000 22/06/2015	---	---	---	---	---
37,558,317	1.00	4.30	Actual/Actual	24/02/2032	20	---	24/02	4.30	1	GGB-FXD-240232-20Y-2.000-1.000	---	---	---	10.0000 22/06/2015	---	---	---	---	---
37,473,732	1.00	4.30	Actual/Actual	24/02/2033	21	---	24/02	4.30	1	GGB-FXD-240233-21Y-2.000-1.000	---	---	---	10.0000 22/06/2015	---	---	---	---	---
33,888,293	1.00	4.30	Actual/Actual	24/02/2034	22	---	24/02	4.30	1	GGB-FXD-240234-22Y-2.000-1.000	---	---	---	10.0000 22/06/2015	---	---	---	---	---
35,177,800	1.00	4.30	Actual/Actual	24/02/2035	23	---	24/02	4.30	1	GGB-FXD-240235-23Y-2.000-1.000	---	---	---	10.0000 22/06/2015	---	---	---	---	---
35,547,268	1.00	4.30	Actual/Actual	24/02/2036	24	---	24/02	4.30	1	GGB-FXD-240236-24Y-2.000-1.000	---	---	---	10.0000 22/06/2015	---	---	---	---	---
40,246,306	1.00	4.30	Actual/Actual	24/02/2037	25	---	24/02	4.30	1	GGB-FXD-240237-25Y-2.000-1.000	---	---	---	10.0000 22/06/2015	---	---	---	---	---
37,643,952	1.00	4.30	Actual/Actual	24/02/2038	26	---	24/02	4.30	1	GGB-FXD-240238-26Y-2.000-1.000	---	---	---	10.0000 22/06/2015	---	---	---	---	---
36,977,100	1.00	4.30	Actual/Actual	24/02/2039	27	---	24/02	4.30	1	GGB-FXD-240239-27Y-2.000-1.000	---	---	---	10.0000 22/06/2015	---	---	---	---	---
41,615,000	1.00	4.30	Actual/Actual	24/02/2040	28	---	24/02	4.30	1	GGB-FXD-240240-28Y-2.000-1.000	---	---	---	10.0000 22/06/2015	---	---	---	---	---
42,227,208	1.00	4.30	Actual/Actual	24/02/2041	29	---	24/02	4.30	1	GGB-FXD-240241-29Y-2.000-1.000	---	---	---	10.0000 22/06/2015	---	---	---	---	---
68,288,487	1.00	4.30	Actual/Actual	24/02/2042	30	---	24/02	4.30	1	GGB-FXD-240242-30Y-2.000-1.000	---	---	---	10.0000 22/06/2015	---	---	---	---	---
4,000,000	1,000.00	3.88	Actual/Actual	12/03/2029	10	---	12/03	3.88	1	GGB-FXD-120329-10Y-3.875-1.000	---	---	---	---	---	---	100.0000	B	15/10/2019
4,500,000	1,000.00	0.00	Actual/Actual	12/02/2026	5	---	12/02	0.00	1	GGB-FXD-120226-05Y-3.000-1.000	---	---	---	---	---	---	---	---	---
2,209,163	1,000.00	3.38	Actual/Actual	15/02/2025	7	---	15/02	3.38	1	GGB-FXD-150225-07Y-3.375-1.000	---	---	---	---	---	---	---	---	---
964,000	1,000.00	3.25	Actual/Actual	20/03/2025	6	---	20/03	3.25	1	GGB-FXD-200325-06Y-3.250-1.000	---	---	---	---	---	---	---	---	---
2,100,000	1,000.00	3.55	Actual/Actual	20/03/2026	7	---	20/03	3.55	1	GGB-FXD-200326-07Y-3.550-1.000	---	---	---	---	---	---	---	---	---
5,500,000	1,000.00	1.50	Actual/Actual	18/06/2030	10	---	18/06	1.50	1	GGB-FXD-180630-10Y-1.500-1.000	---	---	---	---	---	---	---	---	---
3,500,000	1,000.00	4.38	Actual/Actual	18/07/2038	15	---	18/07	4.38	1	GGB-FXD-180738-15Y-4.375-1.000	---	---	---	---	---	---	---	---	---

## Government Bonds Notes

Transactions Volume = (Pieces) \* (Nominal Price). Transactions Value = (Pieces) \* (Nominal Price) \* (price %) + (Accrued interest).

The Value of current coupon for the issues with NV 0.01 euro refers to NV 100 euros

FLR: Floating Interest Rate.

[1] - The Expiration Date of the interest bearing period and the Date for coupon payment.

## Government Bonds

Number Listed Bonds	Nominal price	Today's Rate	Accrued Interest Calc	Exp. Date [1]	Duration (years)	Note	Coupons Date	Curr. coupon value	Trading Unit	Government Bonds	Price min	Price max	Closing price	Previous closing price/date	Volume	Transactions Value	Price	Last order Buy / Sell	Date
40,000	1,000.00	4.67	FLR	Actual/360	18/09/2024	1	---	18/09 - 19/03	---	1	GGB-FLT-180924-01Y-4.670-1.000	---	---	---	---	---	---	---	---
5,364,250	1,000.00	3.25		Actual/Actual	20/03/2050	30	---	20/03	3.25	1	GGB-FXD-200350-30Y-3.250-1.000	---	---	---	---	---	---	---	---
3,924,361	1,000.00	2.00		Actual/Actual	22/04/2027	7	---	22/04	2.00	1	GGB-FXD-220427-07Y-2.000-1.000	---	---	---	---	---	99.9000	B	22/04/2020
2,500,000	1,000.00	1.88		Actual/Actual	23/07/2026	7	---	23/07	1.88	1	GGB-FXD-230726-07Y-1.875-1.000	---	---	---	---	---	---	---	---
4,900,000	1,000.00	4.25		Actual/Actual	15/06/2033	10	---	15/06	4.25	1	GGB-FXD-150633-10Y-4.250-1.000	---	---	---	---	---	---	---	---
3,500,000	1,000.00	1.88		Actual/Actual	24/01/2052	30	---	24/01	1.88	1	GGB-FXD-240152-30Y-1.875-1.000	---	---	---	---	---	---	---	---
3,700,000	1,000.00	1.75		Actual/Actual	18/06/2032	10	---	18/06	1.75	1	GGB-FXD-180632-10Y-1.750-1.000	---	---	---	---	---	---	---	---
2,200,000	1,000.00	1.13	FLR	Actual/360	15/12/2027	5	---	- 15/12 - 15/03 -	---	1	GGB-FLT-151227-05Y-1.130-1.000	---	---	---	---	---	102.1600	B	30/12/2022

## Government Bonds Notes

Transactions Volume = (Pieces) \* (Nominal Price). Transactions Value = (Pieces) \* (Nominal Price) \* (price %) + (Accrued interest).

The Value of current coupon for the issues with NV 0.01 euro refers to NV 100 euros

FLR: Floating Interest Rate.

[1] - The Expiration Date of the interest bearing period and the Date for coupon payment.

Treasury Bills & Zero Coupon Government Bonds

Issue Date	13-Week Maturity									26-Week Maturity									52-Week Maturity								
	Exp. Date	Initial Rate	Num Listed Bonds	Nominal price	Issue price	Last Trade Price	Last Trade Date	Volume Traded	Note	Exp. Date	Initial Rate	Num Listed Bonds	Nominal price	Issue price	Last Trade Price	Last Trade Date	Volume Traded	Note	Exp. Date	Initial Rate	Num Listed Bonds	Nominal price	Issue price	Last Trade Price	Last Trade Date	Volume Traded	Note
09/06/2023	---	---	---	---	---	---	---	---	---	---	---	---	---	---	---	---	---	---	07/06/2024	3.84	1,600,000	1,000.00	962.60	---	---	---	---
08/09/2023	---	---	---	---	---	---	---	---	---	---	---	---	---	---	---	---	---	---	06/09/2024	3.81	812,500	1,000.00	962.90	---	---	---	---
08/12/2023	---	---	---	---	---	---	---	---	---	---	---	---	---	---	---	---	---	---	06/12/2024	3.70	600,000	1,000.00	963.90	---	---	---	---
08/03/2024	---	---	---	---	---	---	---	---	---	---	---	---	---	---	---	---	---	---	07/03/2025	3.73	812,500	1,000.00	963.70	---	---	---	---

Bonds in Circulation	Currency / Min nominal traded Value	Coupons Payment Date	Current Coupon Value	Note	Coupon	Trading Unit	Issue Date	Duration (years)	Today's Interest	A.I.C in days	Bonds	Last price of previous days		Last Outcry in Cash (euro)			Trades in Pieces	Life min	Life Max
												Price	Buy / Sell	Date	Price	Buy / Sell			
<b>Corporate Bonds in Foreign Currency and Euro</b>																			
103,746	GBP / 10	01/12	0.25	---	65	1	01/12/1930	98	2.5	360	National Mortgage Bank	2.27	05/02/1996	2.27	S	05/02/1996	---	2.27	2.27
0	GBP / 10	01/12	0.25	---	67	1	01/12/1928	100	2.5	360	National Mortgage Bank	---	---	---	---	---	---	---	---

## Government Bonds Notes

A.I.C: Accrued Interest Calculation base.

FLR: Floating Interest Rate.

The minimum tradeable Nominal Value for all Demeterialised Government Titles is 100 Euros.

(μφρ-0)

## Athex &amp; ATHEXClear Members List

Member Name				Stock Market			Derivatives Market		ATHEXClear Member	
	Address	Phone	Fax	Market Member	Remote Member	Market Maker	Proprietary	Market Maker	General Clearing	Direct Clearing
A. SARRIS SECURITIES S.A.				a						
6, ΔΡΑΓΑΤΣΑΝΙΟΥ 6 ΑΘΗΝΑ	2103367700									
ΑΕΟΝIC SECURITIES C.I.F. P.L.C.				a						
, ΛΑΪΟΥ 6, ΓΡ. 301B, ANNA COURT	35725337600									
ALPHA BANK S.A.									a	
, ΣΤΑΔΙΟΥ 40 ΑΘΗΝΑ	2103260000									
ALPHA FINANCE INVESTMENT SERVICES SINGLE MEMBER SA				a		a	a	a		a
5, ΠΑΝΕΠΙΣΤΗΜΙΟΥ 45 ΑΘΗΝΑ	2103677400									
ARGUS STOCKBROKERS LTD				a	a		a			
25, 25 ΛΕΩΦΟΡΟΣ ΔΗΜΟΣΘΕΝΗ ΣΕΒΕΡΗ	0035722717000									
ATHLOS CAPITAL INVESTMENT SERVICES LTD					a					
, 17 STASINOU AVENUE, BEDIZIA TOWER, 6TH & 7TH FL.	35722110777									
ATLANTIC SECURITIES LTD				a	a					
37, ΠΡΟΔΡΟΜΟΥ 37	0035722445400									
AXON SECURITIES S.A.				a			a			
48, ΣΤΑΔΙΟΥ 48 ΑΘΗΝΑ	2103363800									
BETA SECURITIES S.A.				a		a	a			a
29, ΑΛΕΞΑΝΔΡΑΣ 29 ΑΘΗΝΑ	210 6478900									
BNP PARIBAS S.A.									a	
, ΛΑΜΨΑΚΟΥ 2 ΑΘΗΝΑ	2107468525									
BOFA SECURITIES EUROPE SA				a	a					
, 51 RUE LA BOÉTIE	+33 153655555									
CAPITAL SECURITIES S.A.				a			a			
58, ΜΗΤΡΟΠΟΛΕΩΣ 58 ΑΘΗΝΑ	2103369700									
CITIGROUP GLOBAL MARKETS EUROPE AG				a	a					
16, REUTERWEG 16	+49 691366-0									
CITIGROUP GLOBAL MARKETS LIMITED				a						
1, 33 CANADA SQUARE - CANARY WHARF	+44 02079864000									
CREDIT SUISSE BANK (EUROPE), S.A.				a						
, CALLE AYALA 42, 3A PLANTA-B MADRID	+34917916000									
CREDIT SUISSE SECURITIES (EUROPE) LIMITED				a						
1, ONE CABOT SQUARE LONDON	+44 2078888888									
CYCLOS SECURITIES S.A.				a			a			
39, ΧΑΡΙΛΑΟΥ ΤΡΙΚΟΥΠΗ 6-8-10 ΑΘΗΝΑ	2103364300									
DEUTSCHE BANK S.A.					a					
1, GREAT WINCHESTER STREET LONDON	+44 20 754 54209	00441133361437								
EUROBANK EQUITIES INVESTMENT FIRM SINGLE MEMBER SA				a		a	a	a		a
, ΦΙΛΕΛΗΝΩΝ 10 & ΞΕΝΟΦΩΝΤΟΣ 13 ΑΘΗΝΑ	2103720425									
EUROBANK S.A.									a	
, ΟΘΩΝΟΣ 8 ΑΘΗΝΑ	2144043907									
EUROCORP INVESTMENT SERVICES S.A.				a			a			a
14, ΠΛ.ΦΙΛΙΚΗΣ ΕΤΑΙΡΕΙΑΣ 14 ΑΘΗΝΑ	2107263600									
EUROTRUST INVESTMENT FIRM SA				a						
113, ΣΕΒΑΣΤΟΥΠΟΛΕΩΣ 113 ΑΘΗΝΑ	2103363100									
EUROXX SECURITIES S.A.				a		a	a	a		a
7, ΠΑΛΑΙΟΛΟΓΟΥ ΧΑΛΑΝΔΡΙ	(210)-6879400	(210)-6879401								
7, ΠΑΛΕΟΛΟΓΟΥ ΧΑΛΑΝΔΡΙ	+30 2106879400	210-6879401								
FREEDOM FINANCE EUROPE LTD				a	a					
, ΧΡΙΣΤΑΚΗ ΚΡΑΝΟΥ 20	035725257786									
G. A. PERVANAS SECURITIES- INVESTMENT SERVICES S.A.				a						
7-9, ΣΟΦΟΚΛΕΟΥΣ 7-9 ΑΘΗΝΑ	2103727200									
GLOBAL CAPITAL SECURITIES & FINANCIAL SERVICES LTD				a	a					
50, ΛΑΡΧΙΠΕΡΙΣΚΟΠΟΥ ΜΑΚΑΡΙΟΥ Γ50	0035722710710									
GREENPOST TRADING EUROPE LTD				a	a	a				
, ΚΙΜΩΝΟΣ 3, ACROPOLIS MANSIONS, 2ND FLOOR, FLAT/OFFICE 202	035722521389									
HELLENIC AMERICAN SECURITIES S.A.				a		a	a			a
27, ΑΝΔΡΕΑ ΠΑΠΑΝΔΡΕΟΥ 27 ΜΑΡΟΥΣΙ	2103311100									
HELLENIC BANK (INVESTMENTS) LTD					a					
, ΑVE.ΚΥΡΙΑΚΟΥ ΜΑΤΣΙ 31 - ΡΟ ΒΟΧ 24747 ΝΙCΟSΙΑ	+357 22500100	357 22500110								
HSBC CONTINENTAL EUROPE									a	
109-111, ΑΜΕΣΟΓΕΙΩΝ 109-111	2106960000									
INDEX SECURITIES S.A.				a						
6, ΔΡΑΓΑΤΣΑΝΙΟΥ 6 ΑΘΗΝΑ	2103213920									



## Athex &amp; ATHEXClear Members List

Member Name	Stock Market			Derivatives Market		ATHEXClear Member				
	Address	Phone	Fax	Market Member	Remote Member	Market Maker	Proprietary	Market Maker	General Clearing	Direct Clearing
J. CHR. MAVRIKIS SECURITIES S.A.				a						
5, ΣΟΦΟΚΛΕΟΥΣ 5 ATHINA	2103216730									
KAPPA SECURITIES S.A.				a			a			
15, ΒΑΛΑΩΡΙΤΟΥ 15 ATHINA	2103678600									
KARAMANOF SECURITIES & INVESTMENT SERVICES S.A.				a						
2, ΠΛ.ΑΓ.ΘΕΟΔΩΡΩΝ 2 ATHINA	2103212947									
LAIKI FINANCIAL SERVICES LTD					a					
26, AVE. VYRONOS NICOSIA	357 22367367	357 22718567								
LEON DEPOLAS SECURITIES S.A.				a		a	a			
1, ΧΡΗΣΤΟΥ ΛΑΔΑ 1 ATHINA	2103213276 -28									
MEGA EQUITY SECURITIES & FINANCIAL SERVICES PUBLIC LTD				a	a		a			
42-44, ΛΕΩΦ.ΓΡΙΒΑ ΔΙΓΕΝΗ 42-44	0035722711711									
MERIT SECURITIES S.A				a		a	a			a
5, ΣΟΦΟΚΛΕΟΥΣ 5 ATHINA	2141008814									
MERRILL LYNCH INTERNATIONAL				a						
2, 2 KING EDWARD STREET LONDON	+44 20276281000									
N. CHRYSOCHOIDIS SECURITIES S.A.				a			a			a
7-9, ΣΟΦΟΚΛΕΟΥΣ 7-9 ATHINA	2103213913									
NATIONAL BANK OF GREECE S.A.				a		a	a		a	
86, ΑΙΟΛΟΥ STR. ATHINA	(210)-3341000	(210)-3228187								
68, ΑΚΑΔΙΜΙΑΣ STR. ATHINA	(210)-3328817	(210)-3328678								
NATIONAL SECURITIES SINGLE MEMBER SA				a		a	a	a		
66, ΛΕΩΦΟΡΟΣ ΑΘΗΝΩΝ 128-132 & ΙΦΙΓΕΝΙΑΣ ATHINA	2103328784									
NUNTIUS BROKERAGE AND INVESTMENT SERVICES SINGLE MEMBER S.A.				a						
6, ΔΡΑΓΑΤΣΑΝΙΟΥ 6 ATHINA	2103350599									
ONE PLUS CAPITAL LIMITED				a	a					
, 75 PRODROMOU AVENUE NICOSIA 1307	35722873760									
OPTIMA BANK S.A.				a		a	a	a	a	
, ΑΙΓΙΑΛΕΙΑΣ 32 & ΠΑΡΑΔΕΙΣΟΥ ΜΑΡΟΥΣΙ	210 8173000									
PANCRETA BANK S.A									a	
, ΙΚΑΡΟΥ 5	2810338746									
PANTELAKIS SECURITIES S.A.				a		a	a	a		
57, ΕΘΝΙΚΗΣ ΑΝΤΙΣΤΑΣΕΩΣ 57, ΚΤΙΠΙΟ Β CHALANDRI	2106965000									
PIRAEUS BANK S.A.				a			a		a	
, ΑΜΕΡΙΚΗΣ 4 ATHINA	2103335000									
PIRAEUS SECURITIES S. A.				a		a	a	a		a
10, ΣΤΑΔΙΟΥ 10 ATHINA	2103354100									
PROCHOICE SECURITIES LTD				a	a					
57, ΛΕΩΦ.ΣΠΥΡΟΥ ΚΥΠΡΙΑΝΟΥ 57, ΑΚΙΝΗΤΑ Φ	035724661192									
SHARELINK SECURITIES & FINANCIAL SERVICES LTD				a			a			
6, HOUSE-ΘΕΟΤΟΚΗ 6 ΜΕΓΑΡΟ ΕΛΛΗΝΑ	+357 22554200									
SOCIETE GENERALE S.A.				a	a		a			
, 17 COURS VALMY, CEDEX	+157290504									
SOLIDUS SECURITIES S.A				a			a			a
64, ΛΟΥΙΖΗΣ ΠΙΑΝΚΟΥΡ 64 ATHINA	2106900600									
ST. EM. LAVRENTAKIS SECURITIES S.A.				a			a			
7-9, ΣΟΦΟΚΛΕΟΥΣ 7-9 ATHINA	2103213336									
THE CYPRUS INVESTMENT & SECURITIES CORPORATION LTD				a	a					
154, 1 AG. PROKOPIOU & POSIDONOS 1ST FLOOR	0035722121700									
UBS EUROPE SE				a	a					
, OPERNTURM, BOCKENHEIMER LANDSTRASSE 2-4	496921790									
UBS LIMITED					a					
1, FINSBURY AVENUE LONDON	+44 2075687135									
VIGOR FINANCE INVESTMENT SERVICES S.A.				a			a			
, ΨΥΧΑΡΗ 14 Ν. PSYCHIKO	2106718400									

List of Stocks under Market Making operations

Securities	Market Maker	Start Market Making	Stock Category	Suspension Status
<b>MLS MULTIMEDIA SA (CR)</b>				
	PIRAEUS SECURITIES S. A.	01/08/2019		
<b>ALPHA ETF FTSE Athex Large Cap</b>			Exchange Traded Funds (ETFs)	
	ALPHA FINANCE INVESTMENT SERVICES SINGLE MEMBER SA	02/01/1900		
	NATIONAL SECURITIES SINGLE MEMBER SA	02/01/1900		
<b>ADMIE (IPTO) HOLDING S.A. (CR)</b>			Main Market	
	EUROBANK EQUITIES INVESTMENT FIRM SINGLE MEMBER SA	24/05/2021		
	HELLENIC AMERICAN SECURITIES S.A.	09/03/2020		
	PIRAEUS SECURITIES S. A.	29/06/2017		
<b>AEGEAN AIRLINES (CR)</b>			Main Market	
	EUROBANK EQUITIES INVESTMENT FIRM SINGLE MEMBER SA	22/09/2020		
<b>ALPHA SERVICES HOLD (CR)</b>			Main Market	
	ALPHA FINANCE INVESTMENT SERVICES SINGLE MEMBER SA	29/02/2016		
	EUROBANK EQUITIES INVESTMENT FIRM SINGLE MEMBER SA	22/10/2006		
	GREENPOST TRADING EUROPE LTD	12/06/2023		
	HELLENIC AMERICAN SECURITIES S.A.	25/07/2014		
	LEON DEPOLAS SECURITIES S.A.	04/01/2016		
	MERIT SECURITIES S.A	03/09/2012		
	NATIONAL SECURITIES SINGLE MEMBER SA	02/01/1900		
	PIRAEUS SECURITIES S. A.	28/05/2009		
<b>ALPHA TRUST HOLDINGS (CR)</b>			Main Market	
	EUROBANK EQUITIES INVESTMENT FIRM SINGLE MEMBER SA	06/02/2023		
	LEON DEPOLAS SECURITIES S.A.	04/01/2021		
<b>ALUMIL (CR)</b>			Main Market	
	PIRAEUS SECURITIES S. A.	31/07/2023		
<b>ANDROMEDA SA (CR)</b>			Main Market	
	BETA SECURITIES S.A.	15/02/2021		
	OPTIMA BANK S.A.	03/04/2023		
<b>ATTICA BANK S.A. (CR)</b>			Main Market	
	EUROXX SECURITIES S.A.	22/01/2016		
<b>AUSTRIACARD (CB)</b>			Main Market	
	BETA SECURITIES S.A.	23/03/2023		
	EUROBANK EQUITIES INVESTMENT FIRM SINGLE MEMBER SA	15/05/2023		
<b>AUTOHELLAS SA (CR)</b>			Main Market	
	ALPHA FINANCE INVESTMENT SERVICES SINGLE MEMBER SA	01/07/2019		
	EUROXX SECURITIES S.A.	02/07/2018		
<b>AVAX S.A. (CR)</b>			Main Market	
	EUROBANK EQUITIES INVESTMENT FIRM SINGLE MEMBER SA	14/12/2015		
	OPTIMA BANK S.A.	04/09/2023		
	PIRAEUS SECURITIES S. A.	01/02/2021		
<b>AVE (CR)</b>			Main Market	
	EUROXX SECURITIES S.A.	05/06/2020		
<b>BRIQ PROPERTIES (CR)</b>			Main Market	
	EUROBANK EQUITIES INVESTMENT FIRM SINGLE MEMBER SA	09/09/2019		
	LEON DEPOLAS SECURITIES S.A.	22/02/2021		
	PIRAEUS SECURITIES S. A.	05/02/2024		
<b>CC HBC AG (CR)</b>			Main Market	
	BETA SECURITIES S.A.	08/03/2021		
	NATIONAL SECURITIES SINGLE MEMBER SA	02/01/1900		
	PIRAEUS SECURITIES S. A.	04/05/2015		
<b>CENERGY HOLDINGS (CB)</b>			Main Market	
	ALPHA FINANCE INVESTMENT SERVICES SINGLE MEMBER SA	02/01/2016		
	EUROBANK EQUITIES INVESTMENT FIRM SINGLE MEMBER SA	02/01/2016		
	OPTIMA BANK S.A.	14/03/2022		
	PANTELAKIS SECURITIES S.A.	27/12/2022		
<b>CNL CAPITAL (CR)</b>			Main Market	
	MERIT SECURITIES S.A	01/10/2018		
<b>DIMAND (CR)</b>			Main Market	
	ALPHA FINANCE INVESTMENT SERVICES SINGLE MEMBER SA	08/08/2022		
	EUROBANK EQUITIES INVESTMENT FIRM SINGLE MEMBER SA	08/08/2022		
	PANTELAKIS SECURITIES S.A.	15/05/2023		
<b>EKTER SA (CR)</b>			Main Market	
	BETA SECURITIES S.A.	26/09/2022		
	EUROBANK EQUITIES INVESTMENT FIRM SINGLE MEMBER SA	16/10/2017		
	LEON DEPOLAS SECURITIES S.A.	21/05/2018		
<b>ELASTRON (CR)</b>			Main Market	
	LEON DEPOLAS SECURITIES S.A.	20/02/2017		

## List of Stocks under Market Making operations

Securities	Stock Category
Market Maker	Start Market Making
<b>ELLAKTOR (CR)</b>	Main Market
ALPHA FINANCE INVESTMENT SERVICES SINGLE MEMBER SA	18/03/2019
EUROBANK EQUITIES INVESTMENT FIRM SINGLE MEMBER SA	01/06/2012
EUROXX SECURITIES S.A.	24/09/2018
NATIONAL SECURITIES SINGLE MEMBER SA	02/01/1900
PIRAEUS SECURITIES S. A.	22/10/2018
<b>ELTON SA (CR)</b>	Main Market
OPTIMA BANK S.A.	30/01/2023
<b>ELVALHALCOR (CR)</b>	Main Market
ALPHA FINANCE INVESTMENT SERVICES SINGLE MEMBER SA	07/05/2018
BETA SECURITIES S.A.	09/01/2023
EUROBANK EQUITIES INVESTMENT FIRM SINGLE MEMBER SA	07/05/2018
<b>EUROBANK HOLDINGS (CR)</b>	Main Market
ALPHA FINANCE INVESTMENT SERVICES SINGLE MEMBER SA	09/01/2006
EUROBANK EQUITIES INVESTMENT FIRM SINGLE MEMBER SA	01/06/2012
GREENPOST TRADING EUROPE LTD	12/06/2023
HELLENIC AMERICAN SECURITIES S.A.	25/07/2014
LEON DEPOLAS SECURITIES S.A.	30/11/2018
MERIT SECURITIES S.A	06/11/2017
NATIONAL SECURITIES SINGLE MEMBER SA	02/01/1900
PIRAEUS SECURITIES S. A.	28/09/2009
<b>EUROCONSULTANTS S.A. (CR)</b>	Main Market
OPTIMA BANK S.A.	01/02/2023
<b>EYDAP S.A. (CR)</b>	Main Market
ALPHA FINANCE INVESTMENT SERVICES SINGLE MEMBER SA	27/01/2020
EUROBANK EQUITIES INVESTMENT FIRM SINGLE MEMBER SA	10/06/2019
<b>FOURLIS (CR)</b>	Main Market
EUROBANK EQUITIES INVESTMENT FIRM SINGLE MEMBER SA	01/12/2016
PIRAEUS SECURITIES S. A.	06/03/2017
<b>GEK TERNA (CR)</b>	Main Market
BETA SECURITIES S.A.	08/03/2021
EUROBANK EQUITIES INVESTMENT FIRM SINGLE MEMBER SA	24/05/2021
PIRAEUS SECURITIES S. A.	29/08/2019
<b>GR. SARANTIS S.A. (CR)</b>	Main Market
BETA SECURITIES S.A.	14/05/2012
EUROBANK EQUITIES INVESTMENT FIRM SINGLE MEMBER SA	24/10/2016
PIRAEUS SECURITIES S. A.	02/04/2024
<b>HELLENIC EXCHANGES-A.S.E. (CR)</b>	Main Market
HELLENIC AMERICAN SECURITIES S.A.	01/09/2014
NATIONAL SECURITIES SINGLE MEMBER SA	02/01/1900
PIRAEUS SECURITIES S. A.	04/05/2015
<b>HELLENIQ ENERGY (CR)</b>	Main Market
ALPHA FINANCE INVESTMENT SERVICES SINGLE MEMBER SA	07/11/2023
EUROBANK EQUITIES INVESTMENT FIRM SINGLE MEMBER SA	01/11/2023
HELLENIC AMERICAN SECURITIES S.A.	14/09/2015
PIRAEUS SECURITIES S. A.	20/03/2017
<b>IDEAL HOLDINGS (CR)</b>	Main Market
EUROBANK EQUITIES INVESTMENT FIRM SINGLE MEMBER SA	07/06/2021
PIRAEUS SECURITIES S. A.	07/06/2021
<b>INTERCONTINENTAL (CR)</b>	Main Market
LEON DEPOLAS SECURITIES S.A.	03/06/2019
<b>INTERLIFE G.C.I.(CR)</b>	Main Market
BETA SECURITIES S.A.	24/10/2022
PIRAEUS SECURITIES S. A.	22/01/2024
<b>INTERWOOD-XYLEMPORIA (CR)</b>	Main Market
EUROBANK EQUITIES INVESTMENT FIRM SINGLE MEMBER SA	05/07/2021
PANTELAKIS SECURITIES S.A.	01/07/2021
<b>INTRAKAT (CR)</b>	Main Market
BETA SECURITIES S.A.	04/10/2021
PANTELAKIS SECURITIES S.A.	10/10/2022
<b>JUMBO SA (CR)</b>	Main Market
BETA SECURITIES S.A.	01/02/2021
EUROBANK EQUITIES INVESTMENT FIRM SINGLE MEMBER SA	25/05/2020
GREENPOST TRADING EUROPE LTD	12/06/2023
MERIT SECURITIES S.A	06/11/2017
PIRAEUS SECURITIES S. A.	06/03/2017
<b>KLOUKINAS - LAPPAS SA (CR)</b>	Main Market
OPTIMA BANK S.A.	02/01/2023

## List of Stocks under Market Making operations

Securities	Stock Category
Market Maker	Start Market Making
<b>KRI-KRI S.A. (CR)</b>	Main Market
EUROBANK EQUITIES INVESTMENT FIRM SINGLE MEMBER SA	07/05/2018
PIRAEUS SECURITIES S. A.	11/12/2023
<b>LAMDA DEVELOPMENT SA (CR)</b>	Main Market
EUROBANK EQUITIES INVESTMENT FIRM SINGLE MEMBER SA	08/12/2014
PANTELAKIS SECURITIES S.A.	06/11/2017
PIRAEUS SECURITIES S. A.	29/06/2017
<b>LAMPASA HOTEL SA (CR)</b>	Main Market
LEON DEPOLAS SECURITIES S.A.	16/01/2017
<b>MOTODYNAMICS S.A. (CR)</b>	Main Market
OPTIMA BANK S.A.	25/08/2023
<b>MOTOR OIL (CR)</b>	Main Market
BETA SECURITIES S.A.	08/03/2021
EUROBANK EQUITIES INVESTMENT FIRM SINGLE MEMBER SA	22/10/2006
GREENPOST TRADING EUROPE LTD	12/06/2023
LEON DEPOLAS SECURITIES S.A.	01/04/2019
MERIT SECURITIES S.A	25/02/2019
NATIONAL SECURITIES SINGLE MEMBER SA	02/01/1900
PIRAEUS SECURITIES S. A.	04/05/2015
<b>MPLE KEDROS (CR)</b>	Main Market
OPTIMA BANK S.A.	08/11/2023
OPTIMA BANK S.A.	16/10/2023
<b>MYTILINEOS (CR)</b>	Main Market
ALPHA FINANCE INVESTMENT SERVICES SINGLE MEMBER SA	15/04/2019
BETA SECURITIES S.A.	11/04/2022
EUROBANK EQUITIES INVESTMENT FIRM SINGLE MEMBER SA	20/09/2017
GREENPOST TRADING EUROPE LTD	12/06/2023
MERIT SECURITIES S.A	25/02/2019
NATIONAL SECURITIES SINGLE MEMBER SA	02/01/1900
PIRAEUS SECURITIES S. A.	04/05/2015
<b>NAFPAKTOS TEXTILE (CR)</b>	Main Market
OPTIMA BANK S.A.	29/01/2024
<b>NATIONAL BANK (CR)</b>	Main Market
ALPHA FINANCE INVESTMENT SERVICES SINGLE MEMBER SA	09/01/2006
EUROBANK EQUITIES INVESTMENT FIRM SINGLE MEMBER SA	22/10/2006
GREENPOST TRADING EUROPE LTD	12/06/2023
HELLENIC AMERICAN SECURITIES S.A.	25/07/2014
LEON DEPOLAS SECURITIES S.A.	20/05/2015
MERIT SECURITIES S.A	03/09/2012
NATIONAL SECURITIES SINGLE MEMBER SA	02/01/1900
PIRAEUS SECURITIES S. A.	08/09/2008
<b>OPAP (CR)</b>	Main Market
ALPHA FINANCE INVESTMENT SERVICES SINGLE MEMBER SA	09/01/2006
EUROBANK EQUITIES INVESTMENT FIRM SINGLE MEMBER SA	22/10/2006
GREENPOST TRADING EUROPE LTD	12/06/2023
HELLENIC AMERICAN SECURITIES S.A.	25/07/2014
MERIT SECURITIES S.A	20/03/2017
NATIONAL SECURITIES SINGLE MEMBER SA	02/01/1900
PIRAEUS SECURITIES S. A.	04/05/2015
<b>OPTIMA BANK (CR)</b>	Main Market
ALPHA FINANCE INVESTMENT SERVICES SINGLE MEMBER SA	12/12/2023
EUROBANK EQUITIES INVESTMENT FIRM SINGLE MEMBER SA	11/12/2023
OPTIMA BANK S.A.	06/11/2023
<b>ORILINA PROPERTIES REIC (CR)</b>	Main Market
EUROBANK EQUITIES INVESTMENT FIRM SINGLE MEMBER SA	11/12/2023
LEON DEPOLAS SECURITIES S.A.	11/12/2023
<b>OTE (CR)</b>	Main Market
ALPHA FINANCE INVESTMENT SERVICES SINGLE MEMBER SA	09/01/2006
EUROBANK EQUITIES INVESTMENT FIRM SINGLE MEMBER SA	22/10/2006
GREENPOST TRADING EUROPE LTD	12/06/2023
HELLENIC AMERICAN SECURITIES S.A.	25/07/2014
LEON DEPOLAS SECURITIES S.A.	20/04/2015
MERIT SECURITIES S.A	20/03/2017
NATIONAL SECURITIES SINGLE MEMBER SA	02/01/1900
PIRAEUS SECURITIES S. A.	08/09/2008
<b>P.P.A. S.A. (CR)</b>	Main Market
EUROBANK EQUITIES INVESTMENT FIRM SINGLE MEMBER SA	06/02/2019

## List of Stocks under Market Making operations

Securities	Stock Category
Market Maker	Start Market Making
<b>PAPOUTSANIS (CR)</b>	<b>Main Market</b>
ALPHA FINANCE INVESTMENT SERVICES SINGLE MEMBER SA	19/11/2018
BETA SECURITIES S.A.	25/11/2013
<b>PETROPOULOS PETROS (CR)</b>	<b>Main Market</b>
EUROBANK EQUITIES INVESTMENT FIRM SINGLE MEMBER SA	01/04/2019
PANTELAKIS SECURITIES S.A.	16/03/2020
<b>PIRAEUS FINANCIAL HOLD (CR)</b>	<b>Main Market</b>
ALPHA FINANCE INVESTMENT SERVICES SINGLE MEMBER SA	15/04/2019
EUROBANK EQUITIES INVESTMENT FIRM SINGLE MEMBER SA	22/10/2006
EUROXX SECURITIES S.A.	15/02/2016
GREENPOST TRADING EUROPE LTD	12/06/2023
HELLENIC AMERICAN SECURITIES S.A.	25/07/2014
LEON DEPOLAS SECURITIES S.A.	30/11/2018
MERIT SECURITIES S.A	16/09/2013
NATIONAL SECURITIES SINGLE MEMBER SA	02/01/1900
PIRAEUS SECURITIES S. A.	16/02/2009
<b>PPC (CR)</b>	<b>Main Market</b>
ALPHA FINANCE INVESTMENT SERVICES SINGLE MEMBER SA	09/01/2006
BETA SECURITIES S.A.	01/02/2021
EUROBANK EQUITIES INVESTMENT FIRM SINGLE MEMBER SA	22/10/2006
GREENPOST TRADING EUROPE LTD	12/06/2023
HELLENIC AMERICAN SECURITIES S.A.	01/09/2014
MERIT SECURITIES S.A	06/11/2017
NATIONAL SECURITIES SINGLE MEMBER SA	02/01/1900
PIRAEUS SECURITIES S. A.	28/09/2009
<b>PREMIA (CR)</b>	<b>Main Market</b>
BETA SECURITIES S.A.	01/06/2021
LEON DEPOLAS SECURITIES S.A.	05/12/2022
PANTELAKIS SECURITIES S.A.	23/12/2021
<b>PROFILE SA (CR)</b>	<b>Main Market</b>
OPTIMA BANK S.A.	03/04/2023
PANTELAKIS SECURITIES S.A.	01/07/2019
<b>QUALITY &amp; RELIABILITY SA (CR)</b>	<b>Main Market</b>
OPTIMA BANK S.A.	03/01/2023
<b>QUEST HOLDINGS (CR)</b>	<b>Main Market</b>
BETA SECURITIES S.A.	26/03/2018
EUROBANK EQUITIES INVESTMENT FIRM SINGLE MEMBER SA	28/01/2019
<b>REVOIL (CR)</b>	<b>Main Market</b>
BETA SECURITIES S.A.	26/06/2023
OPTIMA BANK S.A.	15/04/2024
<b>SIDMA STEEL (CR)</b>	<b>Main Market</b>
OPTIMA BANK S.A.	25/05/2023
<b>SPACE HELLAS SA (CR)</b>	<b>Main Market</b>
MERIT SECURITIES S.A	09/12/2022
<b>TECHNICAL OLYMPIC SA (CR)</b>	<b>Main Market</b>
OPTIMA BANK S.A.	05/07/2023
<b>TERNA ENERGY (CR)</b>	<b>Main Market</b>
EUROBANK EQUITIES INVESTMENT FIRM SINGLE MEMBER SA	24/05/2021
PIRAEUS SECURITIES S. A.	09/12/2019
<b>THRACE PLASTICS SA (CR)</b>	<b>Main Market</b>
ALPHA FINANCE INVESTMENT SERVICES SINGLE MEMBER SA	26/03/2018
LEON DEPOLAS SECURITIES S.A.	28/03/2024
PIRAEUS SECURITIES S. A.	02/04/2024
<b>TITAN CEMENT (CB)</b>	<b>Main Market</b>
BETA SECURITIES S.A.	01/02/2021
EUROBANK EQUITIES INVESTMENT FIRM SINGLE MEMBER SA	06/11/2019
PIRAEUS SECURITIES S. A.	18/01/2021
<b>TRADE ESTATES REIC (CR)</b>	<b>Main Market</b>
EUROBANK EQUITIES INVESTMENT FIRM SINGLE MEMBER SA	08/11/2023
EUROBANK EQUITIES INVESTMENT FIRM SINGLE MEMBER SA	10/11/2023
PANTELAKIS SECURITIES S.A.	08/11/2023
PANTELAKIS SECURITIES S.A.	10/11/2023
<b>TZIRAKIAN PROFIL (CR)</b>	<b>Main Market</b>
LEON DEPOLAS SECURITIES S.A.	19/07/2021
<b>VIOHALCO SA/NV (CB)</b>	<b>Main Market</b>
ALPHA FINANCE INVESTMENT SERVICES SINGLE MEMBER SA	11/03/2008
EUROBANK EQUITIES INVESTMENT FIRM SINGLE MEMBER SA	04/03/2014
MERIT SECURITIES S.A	17/03/2014

Underlying Asset				Derivatives Market													
Price max	Price min	Closing price	change	Delivery Month	Open price	Price max	Price min	Last price	Closing price	Last Bid	Last Ask	Fixing price*	Life high	Life low	Trades	Volume	Open Interest
<b>FTSE/Athex Large Cap</b>				(Trade Unit: 1 Index Point x 2E, Cash Settlement)													
3,589.52	3,561.36	3,585.56	0.08%	May 2024	3,579.00	3,595.00	3,563.75	3,595.00	3,595.00	---	---	---	3,646.00	---	126	478	3,831
				June 2024	3,578.75	3,595.00	3,567.00	3,590.00	3,590.00	---	---	---	3,595.00	---	22	176	248
				July 2024	---	---	---	---	3,597.00	---	---	---	---	---	---	---	---
				September 2024	---	---	---	---	3,609.50	---	---	---	---	---	---	---	---
				December 2024	---	---	---	---	3,627.50	---	---	---	---	---	---	---	---
				March 2025	---	---	---	---	3,645.75	---	---	---	---	---	---	---	---
<b>FTSE/Athex Banks</b>				(Trade Unit: 1 Index Point x 15E, Cash Settlement)													
1,282.72	1,268.37	1,279.27	0.20%	June 2024	---	---	---	---	1,280.50	---	---	---	1,290.00	---	---	---	902
				September 2024	---	---	---	---	1,286.25	---	---	---	---	---	---	---	---
				December 2024	---	---	---	---	1,292.75	---	---	---	---	---	---	---	---
				March 2025	---	---	---	---	1,299.25	---	---	---	---	---	---	---	---
<b>MSCI GREECE REBASED</b>				(Trade Unit: 1 Index Point x 2E, Cash Settlement)													
5,707.41	5,636.94	5,675.28	-0.31%	May 2024	---	---	---	---	5,667.00	---	---	---	5,605.00	---	---	---	10
				June 2024	---	---	---	---	5,669.75	---	---	---	5,604.50	---	---	---	10
				July 2024	---	---	---	---	5,607.00	---	---	---	5,364.00	---	---	---	10
				August 2024	---	---	---	---	5,724.75	---	---	---	---	---	---	---	---
				September 2024	---	---	---	---	5,736.00	---	---	---	---	---	---	---	---
				October 2024	---	---	---	---	5,744.75	---	---	---	---	---	---	---	---
				December 2024	---	---	---	---	5,764.75	---	---	---	---	---	---	---	---
				March 2025	---	---	---	---	5,793.50	---	---	---	---	---	---	---	---

Derivatives notes

Fixing prices and final open positions can be retrieved from the following path <http://www.helex.gr/el/web/guest/statistics-end-of-day-derivatives>

Underlying Asset				Derivatives Market													
Price max	Price min	Closing price	change	Delivery Month	Open price	Price max	Price min	Last price	Closing price	Last Bid	Last Ask	Fixing price*	Life high	Life low	Trades	Volume	Open Interest
<b>ADMIE (IPTO) HOLDING S.A. (CR)</b>				(Contract Size: 100 Securities, Physical Delivery)													
2.24	2.195	2.2	-1.12%	June 2024	2.23	2.23	2.22	2.23	2.23	---	---	---	2.44	---	17	65	26,737
				September 2024	---	---	---	---	2.24	---	---	---	2.23	---	---	---	508
				December 2024	---	---	---	---	2.25	---	---	---	---	---	---	---	---
				March 2025	---	---	---	---	2.26	---	---	---	---	---	---	---	---
<b>AEGEAN AIRLINES (CR)</b>				(Contract Size: 100 Securities, Physical Delivery)													
12.9	12.66	12.83	0.31%	June 2024	12.20	12.20	12.07	12.18	12.18	---	---	---	12.77	---	40	155	4,962
				September 2024	---	---	---	---	12.89	---	---	---	---	---	---	---	---
				December 2024	---	---	---	---	12.95	---	---	---	---	---	---	---	---
				March 2025	---	---	---	---	13.02	---	---	---	---	---	---	---	---
<b>ALPHA SERVICES HOLD (CR)</b>				(Contract Size: 100 Securities, Physical Delivery)													
1.635	1.596	1.6275	0.43%	June 2024	1.63	1.65	1.61	1.64	1.64	---	---	---	1.82	---	170	8,359	165,720
				September 2024	1.66	1.66	1.63	1.63	1.63	---	---	---	1.67	---	6	116	1,479
				December 2024	---	---	---	---	1.64	---	---	---	---	---	---	---	---
				March 2025	---	---	---	---	1.65	---	---	---	---	---	---	---	---
<b>ATHENS INTL AIRPORT (CR)</b>				(Contract Size: 100 Securities, Physical Delivery)													
8.35	8.262	8.3	0.00%	June 2024	8.14	8.24	8.10	8.21	8.21	---	---	---	8.65	---	42	219	1,210
				September 2024	---	---	---	---	8.36	---	---	---	---	---	---	---	---
				December 2024	---	---	---	---	8.40	---	---	---	---	---	---	---	---
				March 2025	---	---	---	---	8.45	---	---	---	---	---	---	---	---
<b>AUTOHELLAS SA (CR)</b>				(Contract Size: 100 Securities, Physical Delivery)													
12.9	12.68	12.84	0.78%	June 2024	---	---	---	---	12.21	---	---	---	13.67	---	---	---	201
				September 2024	---	---	---	---	12.84	---	---	---	---	---	---	---	---
				December 2024	---	---	---	---	12.90	---	---	---	---	---	---	---	---
				March 2025	---	---	---	---	12.96	---	---	---	---	---	---	---	---
<b>AVAX S.A. (CR)</b>				(Contract Size: 100 Securities, Physical Delivery)													
1.49	1.454	1.46	-1.48%	June 2024	---	---	---	---	1.49	---	---	---	1.72	---	---	---	926
				September 2024	---	---	---	---	1.49	---	---	---	---	---	---	---	---
				December 2024	---	---	---	---	1.50	---	---	---	---	---	---	---	---
				March 2025	---	---	---	---	1.51	---	---	---	---	---	---	---	---
<b>CC HBC AG (CR)</b>				(Contract Size: 100 Securities, Physical Delivery)													
31.66	31.42	31.66	0.76%	June 2024	---	---	---	---	31.58	---	---	---	30.50	---	---	---	59
				September 2024	---	---	---	---	31.66	---	---	---	---	---	---	---	---
				December 2024	---	---	---	---	31.81	---	---	---	---	---	---	---	---
				March 2025	---	---	---	---	31.97	---	---	---	---	---	---	---	---

Derivatives notes

Fixing prices and final open positions can be retrieved from the following path <http://www.helex.gr/el/web/guest/statistics-end-of-day-derivatives>

Underlying Asset				Derivatives Market													
Price max	Price min	Closing price	change	Delivery Month	Open price	Price max	Price min	Last price	Closing price	Last Bid	Last Ask	Fixing price*	Life high	Life low	Trades	Volume	Open Interest
<b>CENERGY HOLDINGS (CB)</b>																	
(Contract Size: 100 Securities, Physical Delivery)																	
8.4	8.23	8.4	0.60%	June 2024	8.34	8.42	8.29	8.35	8.35	---	---	---	8.42	---	10	29	4,032
				September 2024	---	---	---	---	8.41	---	---	---	---	---	---	---	---
				December 2024	---	---	---	---	8.45	---	---	---	---	---	---	---	---
				March 2025	---	---	---	---	8.50	---	---	---	---	---	---	---	---
<b>ELLAKTOR (CR)</b>																	
(Contract Size: 100 Securities, Physical Delivery)																	
2.65	2.595	2.62	0.77%	June 2024	2.64	2.65	2.59	2.65	2.65	---	---	---	2.70	---	52	272	4,617
				September 2024	---	---	---	---	2.62	---	---	---	---	---	---	---	---
				December 2024	---	---	---	---	2.63	---	---	---	---	---	---	---	---
				March 2025	---	---	---	---	2.65	---	---	---	---	---	---	---	---
<b>ELVALHALCOR (CR)</b>																	
(Contract Size: 100 Securities, Physical Delivery)																	
2.05	1.998	2.03	0.49%	June 2024	2.02	2.07	2.02	2.03	2.03	---	---	---	2.28	---	16	104	4,090
				September 2024	---	---	---	---	2.05	---	---	---	1.82	---	---	---	50
				December 2024	---	---	---	---	2.05	---	---	---	---	---	---	---	---
				March 2025	---	---	---	---	2.06	---	---	---	---	---	---	---	---
<b>EUROBANK HOLDINGS (CR)</b>																	
(Contract Size: 100 Securities, Physical Delivery)																	
2.074	2.041	2.065	1.52%	June 2024	2.05	2.08	2.05	2.07	2.07	---	---	---	2.08	---	72	1,906	31,029
				September 2024	---	---	---	---	2.05	---	---	---	---	---	---	---	---
				December 2024	---	---	---	---	2.06	---	---	---	---	---	---	---	---
				March 2025	---	---	---	---	2.07	---	---	---	---	---	---	---	---
<b>EYDAP S.A. (CR)</b>																	
(Contract Size: 100 Securities, Physical Delivery)																	
5.82	5.7	5.76	-0.35%	June 2024	---	---	---	---	5.77	---	---	---	6.10	---	---	---	4,348
				September 2024	---	---	---	---	5.82	---	---	---	---	---	---	---	---
				December 2024	---	---	---	---	5.85	---	---	---	---	---	---	---	---
				March 2025	---	---	---	---	5.88	---	---	---	---	---	---	---	---
<b>FOURLIS (CR)</b>																	
(Contract Size: 100 Securities, Physical Delivery)																	
4.185	4.1	4.11	-1.68%	June 2024	---	---	---	---	4.10	---	---	---	4.38	---	---	---	1,032
				September 2024	---	---	---	---	4.21	---	---	---	---	---	---	---	---
				December 2024	---	---	---	---	4.23	---	---	---	---	---	---	---	---
				March 2025	---	---	---	---	4.25	---	---	---	---	---	---	---	---
<b>GEK TERNA (CR)</b>																	
(Contract Size: 100 Securities, Physical Delivery)																	
16.82	16.6	16.74	0.97%	June 2024	16.88	16.92	16.71	16.88	16.88	---	---	---	17.26	---	51	238	15,812
				September 2024	---	---	---	---	17.09	---	---	---	15.80	---	---	---	30
				December 2024	---	---	---	---	16.79	---	---	---	---	---	---	---	---
				March 2025	---	---	---	---	16.87	---	---	---	---	---	---	---	---

Derivatives notes

Fixing prices and final open positions can be retrieved from the following path <http://www.helex.gr/el/web/guest/statistics-end-of-day-derivatives>



Underlying Asset				Derivatives Market													
Price max	Price min	Closing price	change	Delivery Month	Open price	Price max	Price min	Last price	Closing price	Last Bid	Last Ask	Fixing price*	Life high	Life low	Trades	Volume	Open Interest
<b>HELLENIC EXCHANGES-A.S.E. (CR)</b>				(Contract Size: 100 Securities, Physical Delivery)													
5.32	5.16	5.32	3.10%	June 2024	5.26	5.36	5.24	5.36	5.36	---	---	---	5.71	---	40	407	8,241
				September 2024	5.25	5.25	5.25	5.25	5.25	---	---	---	5.25	---	1	6	---
				December 2024	---	---	---	---	5.22	---	---	---	---	---	---	---	---
				March 2025	---	---	---	---	5.25	---	---	---	---	---	---	---	---
<b>HELLENIQ ENERGY (CR)</b>				(Contract Size: 100 Securities, Physical Delivery)													
8.445	8.3	8.445	1.38%	June 2024	8.36	8.48	8.36	8.48	8.48	---	---	---	8.80	---	29	124	4,948
				September 2024	---	---	---	---	8.39	---	---	---	---	---	---	---	---
				December 2024	---	---	---	---	8.43	---	---	---	---	---	---	---	---
				March 2025	---	---	---	---	8.48	---	---	---	---	---	---	---	---
<b>INTRACOM HOLDINGS (CR)</b>				(Contract Size: 100 Securities, Physical Delivery)													
3.715	3.65	3.675	0.27%	June 2024	3.70	3.70	3.68	3.70	3.70	---	---	---	4.30	---	4	12	8,445
				September 2024	---	---	---	---	3.69	---	---	---	---	---	---	---	---
				December 2024	---	---	---	---	3.71	---	---	---	---	---	---	---	---
				March 2025	---	---	---	---	3.73	---	---	---	---	---	---	---	---
<b>INTRAKAT (CR)</b>				(Contract Size: 100 Securities, Physical Delivery)													
5.4	5.3	5.38	-0.19%	June 2024	5.18	5.19	5.11	5.13	5.13	---	---	---	5.66	---	13	52	2,261
				September 2024	---	---	---	---	5.43	---	---	---	---	---	---	---	---
				December 2024	---	---	---	---	5.46	---	---	---	---	---	---	---	---
				March 2025	---	---	---	---	5.48	---	---	---	---	---	---	---	---
<b>JUMBO SA (CR)</b>				(Contract Size: 100 Securities, Physical Delivery)													
28.28	27.68	27.8	-7.33%	June 2024	28.14	28.39	27.89	27.96	27.96	---	---	---	29.93	---	68	250	166
				September 2024	---	---	---	---	30.23	---	---	---	---	---	---	---	---
				December 2024	---	---	---	---	30.38	---	---	---	---	---	---	---	---
				March 2025	---	---	---	---	30.53	---	---	---	---	---	---	---	---
<b>LAMDA DEVELOPMENT SA (CR)</b>				(Contract Size: 100 Securities, Physical Delivery)													
7.06	6.9	7.06	1.58%	June 2024	7.05	7.17	7.05	7.17	7.17	---	---	---	7.20	---	3	13	7,424
				September 2024	---	---	---	---	7.00	---	---	---	---	---	---	---	---
				December 2024	---	---	---	---	7.04	---	---	---	---	---	---	---	---
				March 2025	---	---	---	---	7.07	---	---	---	---	---	---	---	---
<b>MIG (CR)</b>				(Contract Size: 100 Securities, Physical Delivery)													
4.05	3.92	3.965	0.00%	June 2024	3.92	3.99	3.92	3.99	3.99	---	---	---	4.25	---	3	15	145
				September 2024	---	---	---	---	3.99	---	---	---	---	---	---	---	---
				December 2024	---	---	---	---	4.01	---	---	---	---	---	---	---	---
				March 2025	---	---	---	---	4.03	---	---	---	---	---	---	---	---

Derivatives notes

Fixing prices and final open positions can be retrieved from the following path <http://www.helex.gr/el/web/guest/statistics-end-of-day-derivatives>

Underlying Asset				Derivatives Market													
Price max	Price min	Closing price	change	Delivery Month	Open price	Price max	Price min	Last price	Closing price	Last Bid	Last Ask	Fixing price*	Life high	Life low	Trades	Volume	Open Interest
<b>MOTOR OIL (CR)</b>				(Contract Size: 100 Securities, Physical Delivery)													
27.36	27	27.08	-0.59%	June 2024	27.30	27.30	27.20	27.20	27.20	---	---	---	27.99	---	4	13	477
				September 2024	---	---	---	---	27.44	---	---	---	---	---	---	---	---
				December 2024	---	---	---	---	27.58	---	---	---	---	---	---	---	---
				March 2025	---	---	---	---	27.72	---	---	---	---	---	---	---	---
<b>MYTILINEOS (CR)</b>				(Contract Size: 100 Securities, Physical Delivery)													
39.16	38.86	39	-0.15%	June 2024	39.10	39.44	39.10	39.40	39.40	---	---	---	39.44	---	142	548	5,038
				September 2024	---	---	---	---	38.61	---	---	---	38.35	---	---	---	212
				December 2024	---	---	---	---	39.55	---	---	---	---	---	---	---	---
				March 2025	---	---	---	---	39.75	---	---	---	---	---	---	---	---
<b>NATIONAL BANK (CR)</b>				(Contract Size: 100 Securities, Physical Delivery)													
8.14	8.048	8.08	-0.74%	June 2024	8.19	8.19	8.07	8.12	8.12	---	---	---	8.19	---	77	290	11,155
				September 2024	---	---	---	---	8.18	---	---	---	7.04	---	---	---	40
				December 2024	---	---	---	---	8.24	---	---	---	---	---	---	---	---
				March 2025	---	---	---	---	8.28	---	---	---	---	---	---	---	---
<b>OPAP (CR)</b>				(Contract Size: 100 Securities, Physical Delivery)													
15.64	15.53	15.53	-0.26%	June 2024	15.58	15.69	15.58	15.61	15.61	---	---	---	16.99	---	5	6	940
				September 2024	---	---	---	---	15.69	---	---	---	---	---	---	---	---
				December 2024	---	---	---	---	15.77	---	---	---	---	---	---	---	---
				March 2025	---	---	---	---	15.84	---	---	---	---	---	---	---	---
<b>OPTIMA BANK (CR)</b>				(Contract Size: 100 Securities, Physical Delivery)													
11.2	10.94	11.2	1.63%	June 2024	10.60	10.81	10.60	10.81	10.81	---	---	---	10.81	---	4	20	191
				September 2024	---	---	---	---	11.10	---	---	---	---	---	---	---	---
				December 2024	---	---	---	---	11.16	---	---	---	---	---	---	---	---
				March 2025	---	---	---	---	11.21	---	---	---	---	---	---	---	---
<b>OTE (CR)</b>				(Contract Size: 100 Securities, Physical Delivery)													
14.5	14.23	14.5	1.40%	June 2024	14.45	14.58	14.42	14.58	14.58	---	---	---	14.58	---	11	12	5,947
				September 2024	---	---	---	---	14.41	---	---	---	---	---	---	---	---
				December 2024	---	---	---	---	14.48	---	---	---	---	---	---	---	---
				March 2025	---	---	---	---	14.55	---	---	---	---	---	---	---	---
<b>P.P.A. S.A. (CR)</b>				(Contract Size: 100 Securities, Physical Delivery)													
24.8	24.6	24.8	0.20%	June 2024	---	---	---	---	24.68	---	---	---	28.71	---	---	---	128
				September 2024	---	---	---	---	24.94	---	---	---	---	---	---	---	---
				December 2024	---	---	---	---	25.06	---	---	---	---	---	---	---	---
				March 2025	---	---	---	---	25.19	---	---	---	---	---	---	---	---

Derivatives notes

Fixing prices and final open positions can be retrieved from the following path <http://www.helex.gr/el/web/guest/statistics-end-of-day-derivatives>

Underlying Asset				Derivatives Market													
Price max	Price min	Closing price	change	Delivery Month	Open price	Price max	Price min	Last price	Closing price	Last Bid	Last Ask	Fixing price*	Life high	Life low	Trades	Volume	Open Interest
<b>PIRAEUS FINANCIAL HOLD (CR)</b>																	
(Contract Size: 100 Securities, Physical Delivery)																	
3.81	3.72	3.78	-0.24%	June 2024	3.82	3.83	3.74	3.82	3.82	---	---	---	4.26	---	283	4,565	76,818
				September 2024	3.82	3.82	3.82	3.82	3.82	---	---	---	4.05	---	1	1	5
				December 2024	---	---	---	---	3.84	---	---	---	---	---	---	---	---
				March 2025	---	---	---	---	3.86	---	---	---	---	---	---	---	---
<b>PPC (CR)</b>																	
(Contract Size: 100 Securities, Physical Delivery)																	
11.78	11.36	11.75	3.62%	June 2024	11.45	11.85	11.43	11.81	11.81	---	---	---	12.75	---	289	1,201	33,203
				September 2024	---	---	---	---	11.58	---	---	---	11.30	---	---	---	100
				December 2024	---	---	---	---	11.48	---	---	---	---	---	---	---	---
				March 2025	---	---	---	---	11.54	---	---	---	---	---	---	---	---
<b>QUEST HOLDINGS (CR)</b>																	
(Contract Size: 100 Securities, Physical Delivery)																	
5.81	5.64	5.69	0.89%	June 2024	---	---	---	---	5.62	---	---	---	6.29	---	---	---	267
				September 2024	---	---	---	---	5.68	---	---	---	---	---	---	---	---
				December 2024	---	---	---	---	5.71	---	---	---	---	---	---	---	---
				March 2025	---	---	---	---	5.74	---	---	---	---	---	---	---	---
<b>TERNA ENERGY (CR)</b>																	
(Contract Size: 100 Securities, Physical Delivery)																	
18.8	18.41	18.8	1.84%	June 2024	18.60	18.94	18.60	18.94	18.94	---	---	---	18.94	---	65	211	32,177
				September 2024	---	---	---	---	18.60	---	---	---	---	---	---	---	---
				December 2024	---	---	---	---	18.69	---	---	---	---	---	---	---	---
				March 2025	---	---	---	---	18.79	---	---	---	---	---	---	---	---
<b>TITAN CEMENT (CB)</b>																	
(Contract Size: 100 Securities, Physical Delivery)																	
31.4	30.1	31.2	3.65%	June 2024	30.20	31.20	30.20	31.19	31.19	---	---	---	31.20	---	24	40	179
				September 2024	---	---	---	---	30.33	---	---	---	---	---	---	---	---
				December 2024	---	---	---	---	30.48	---	---	---	---	---	---	---	---
				March 2025	---	---	---	---	30.63	---	---	---	---	---	---	---	---
<b>VIOHALCO SA/NV (CB)</b>																	
(Contract Size: 100 Securities, Physical Delivery)																	
6.16	6.03	6.1	0.83%	June 2024	6.08	6.16	6.06	6.11	6.11	---	---	---	6.43	---	44	198	5,114
				September 2024	---	---	---	---	6.10	---	---	---	---	---	---	---	---
				December 2024	---	---	---	---	6.13	---	---	---	---	---	---	---	---
				March 2025	---	---	---	---	6.16	---	---	---	---	---	---	---	---

Derivatives notes

Fixing prices and final open positions can be retrieved from the following path <http://www.helex.gr/el/web/guest/statistics-end-of-day-derivatives>

FTSE/Athex Large Cap

(Trade Unit: 1 Index Point x 2€ - Exercise Style: European, Cash Settlement)

Call Options														Put Options																				
Exercise Price	May 2024							June 2024							Other Months		May 2024							June 2024							Other Months		Exercise Price	
	Open price	Price max	Price min	Last price	Closing price	Volume	Open Interest	Open price	Price max	Price min	Last price	Closing price	Volume	Open Interest	Volume	Open Interest	Open price	Price max	Price min	Last price	Closing price	Volume	Open Interest	Open price	Price max	Price min	Last price	Closing price	Volume	Open Interest	Volume	Open Interest		
2,450	-	-	-	-	-	-	-	0.00	0.00	0.00	-	1,131.00	-	-	-	-	-	-	-	-	-	-	-	-	-	-	-	-	-	-	-	-	2,450	
2,500	-	-	-	-	-	-	-	0.00	0.00	0.00	-	1,081.00	-	-	-	-	-	-	-	-	-	-	-	-	-	-	-	-	-	-	-	-	2,500	
2,550	-	-	-	-	-	-	-	0.00	0.00	0.00	-	1,031.00	-	-	-	-	-	-	-	-	-	-	-	-	-	-	-	-	-	-	-	-	2,550	
2,600	-	-	-	-	-	-	-	0.00	0.00	0.00	-	981.00	-	-	-	-	-	-	-	-	-	-	-	-	-	-	-	-	-	-	-	-	2,600	
2,650	-	-	-	-	-	-	-	0.00	0.00	0.00	-	931.00	-	-	-	-	-	-	-	-	-	-	-	-	-	-	-	-	-	-	-	-	2,650	
2,700	-	-	-	-	-	-	-	0.00	0.00	0.00	-	881.00	-	-	-	-	-	-	-	-	-	-	-	-	-	-	-	-	-	-	-	-	2,700	
2,750	-	-	-	-	-	-	-	0.00	0.00	0.00	-	831.00	-	-	-	-	-	-	-	-	-	-	-	-	-	-	-	-	-	-	-	-	2,750	
2,800	-	-	-	-	-	-	-	0.00	0.00	0.00	-	782.00	-	-	-	-	-	-	-	-	-	-	-	-	-	-	-	-	-	-	-	-	2,800	
2,850	-	-	-	-	-	-	-	0.00	0.00	0.00	-	732.00	-	-	-	-	-	-	-	-	-	-	-	-	-	-	-	-	-	-	-	-	2,850	
2,900	-	-	-	-	-	-	-	0.00	0.00	0.00	-	682.00	-	-	-	-	-	-	-	-	-	-	-	-	-	-	-	-	-	-	-	-	2,900	
2,950	-	-	-	-	-	-	-	0.00	0.00	0.00	-	632.00	-	-	-	-	-	-	-	-	-	-	-	-	-	-	-	-	-	-	-	-	2,950	
3,000	-	-	-	-	-	-	-	0.00	0.00	0.00	-	583.00	-	-	-	-	-	-	-	-	-	-	-	-	-	-	-	-	-	-	-	-	3,000	
3,050	0.00	0.00	0.00	-	534.00	-	-	0.00	0.00	0.00	-	533.00	-	-	-	-	-	-	-	-	-	-	-	-	-	-	-	-	-	-	-	-	3,050	
3,100	0.00	0.00	0.00	-	484.00	-	-	0.00	0.00	0.00	-	484.00	-	-	-	-	-	-	-	-	-	-	-	-	-	-	-	-	-	-	-	-	3,100	
3,150	0.00	0.00	0.00	-	434.00	-	-	0.00	0.00	0.00	-	436.00	-	-	-	-	-	-	-	-	-	-	-	-	-	-	-	-	-	-	-	-	3,150	
3,200	0.00	0.00	0.00	-	384.00	-	-	0.00	0.00	0.00	-	388.00	-	-	-	-	-	-	-	-	-	-	-	-	-	-	-	-	-	-	-	-	3,200	
3,250	0.00	0.00	0.00	-	334.00	-	42	0.00	0.00	0.00	-	342.00	-	-	-	-	-	-	-	-	-	-	-	-	-	-	-	-	-	-	-	-	3,250	
3,300	0.00	0.00	0.00	-	285.00	-	21	0.00	0.00	0.00	-	298.00	-	-	-	-	-	-	-	-	-	-	-	-	-	-	-	-	-	-	-	-	3,300	
3,350	0.00	0.00	0.00	-	235.00	-	20	0.00	0.00	0.00	-	255.00	-	-	-	-	-	-	-	-	-	-	-	-	-	-	-	-	-	-	-	-	3,350	
3,400	0.00	0.00	0.00	-	187.00	-	21	0.00	0.00	0.00	-	216.00	-	-	-	-	-	-	-	-	-	-	-	-	-	-	-	-	-	-	-	-	3,400	
3,450	0.00	0.00	0.00	-	141.00	-	52	0.00	0.00	0.00	-	180.00	-	40	-	-	-	-	-	-	-	-	-	-	-	-	-	-	-	-	-	-	3,450	
3,500	0.00	0.00	0.00	-	99.50	-	29	148.00	149.00	148.00	149.00	149.00	60	20	-	-	-	-	-	-	-	-	-	-	-	-	-	-	-	-	-	-	3,500	
3,550	0.00	0.00	0.00	-	65.00	-	20	0.00	0.00	0.00	-	118.00	-	-	-	-	-	-	-	-	-	-	-	-	-	-	-	-	-	-	-	-	-	3,550
3,600	0.00	0.00	0.00	-	38.75	-	38	0.00	0.00	0.00	-	93.50	-	2	-	-	-	-	-	-	-	-	-	-	-	-	-	-	-	-	-	-	3,600	
3,650	0.00	0.00	0.00	-	21.00	-	5	0.00	0.00	0.00	-	72.50	-	-	-	-	-	-	-	-	-	-	-	-	-	-	-	-	-	-	-	-	3,650	
3,700	0.00	0.00	0.00	-	10.00	-	-	0.00	0.00	0.00	-	55.00	-	-	-	-	-	-	-	-	-	-	-	-	-	-	-	-	-	-	-	-	3,700	
3,750	0.00	0.00	0.00	-	4.30	-	-	0.00	0.00	0.00	-	41.00	-	-	-	-	-	-	-	-	-	-	-	-	-	-	-	-	-	-	-	-	3,750	
3,800	0.00	0.00	0.00	-	1.70	-	-	0.00	0.00	0.00	-	30.00	-	-	-	-	-	-	-	-	-	-	-	-	-	-	-	-	-	-	-	-	3,800	
3,850	0.00	0.00	0.00	-	0.56	-	-	0.00	0.00	0.00	-	21.50	-	-	-	-	-	-	-	-	-	-	-	-	-	-	-	-	-	-	-	-	3,850	
Totals:						0	248					60	62	0	0								10	457						0	189	0	0	
Number of Trades:							0						3		0									1						0		0		

ALPHA SERVICES HOLD (CR)

(Contract Size: 100 Securities, Exercise Style: American, Physical Delivery)

Call Options														Put Options																				
May 2024							June 2024							Other Months		May 2024							June 2024							Other Months		Exercise Price		
Open price	Price max	Price min	Last price	Closing price	Volume	Open Interest	Open price	Price max	Price min	Last price	Closing price	Volume	Open Interest	Volume	Open Interest	Open price	Price max	Price min	Last price	Closing price	Volume	Open Interest	Open price	Price max	Price min	Last price	Closing price	Volume	Open Interest	Volume	Open Interest			
0.850					-	-	0.000	0.000	0.000		0.772	-	-			-	-	0.000	0.000	0.000		0.001	-	-			0.000	0.000	0.000		0.001	-	-	0.009
0.900					-	-	0.000	0.000	0.000		0.722	-	-			-	-	0.000	0.000	0.000		0.002	-	-			0.000	0.000	0.000		0.002	-	-	0.009
0.950					-	-	0.000	0.000	0.000		0.672	-	-			-	-	0.000	0.000	0.000		0.004	-	-			0.000	0.000	0.000		0.004	-	-	0.010
1.000	0.000	0.000	0.000		0.620	-	-	0.000	0.000	0.000		0.622	-	-		0.000	0.000	0.000		0.001	-	-			0.000	0.000	0.000		0.001	-	-	0.010		
1.100	0.000	0.000	0.000		0.521	-	-	0.000	0.000	0.000		0.523	-	-		0.000	0.000	0.000		0.001	-	-			0.000	0.000	0.000		0.001	-	-	0.011		
1.200	0.000	0.000	0.000		0.421	-	-	0.000	0.000	0.000		0.423	-	-		0.000	0.000	0.000		0.001	-	-			0.000	0.000	0.000		0.001	-	-	0.012		
1.300	0.000	0.000	0.000		0.321	-	-	0.000	0.000	0.000		0.325	-	-		0.000	0.000	0.000		0.001	-	-			0.000	0.000	0.000		0.002	-	-	0.013		
1.400	0.000	0.000	0.000		0.223	-	-	0.000	0.000	0.000		0.232	-	-		0.000	0.000	0.000		0.002	-	-			0.000	0.000	0.000		0.008	-	-	0.014		
1.500	0.000	0.000	0.000		0.135	-	-	0.000	0.000	0.000		0.150	-	-		0.000	0.000	0.000		0.014	-	-			0.000	0.000	0.000		0.027	-	-	0.015		
1.600	0.000	0.000	0.000		0.067	-	-	0.000	0.000	0.000		0.087	-	-		0.000	0.000	0.000		0.046	-	-			0.000	0.000	0.000		0.063	-	-	0.016		
1.700	0.000	0.000	0.000		0.026	-	-	0.000	0.000	0.000		0.045	-	-		0.000	0.000	0.000		0.106	-	-			0.000	0.000	0.000		0.121	-	-	0.017		
1.800	0.000	0.000	0.000		0.008	-	-	0.000	0.000	0.000		0.020	-	-		0.000	0.000	0.000		0.188	-	-			0.000	0.000	0.000		0.197	-	-	0.018		
1.900	0.000	0.000	0.000		0.002	-	-	0.000	0.000	0.000		0.008	-	-		0.000	0.000	0.000		0.281	-	-			0.000	0.000	0.000		0.285	-	-	0.019		
2.000	0.000	0.000	0.000		0.001	-	-	0.000	0.000	0.000		0.003	-	-		0.000	0.000	0.000		0.380	-	-			0.000	0.000	0.000		0.381	-	-	0.020		
2.200	0.000	0.000	0.000		0.001	-	-	0.000	0.000	0.000		0.001	-	-		0.000	0.000	0.000		0.580	-	-			0.000	0.000	0.000		0.580	-	-	0.022		
2.400	0.000	0.000	0.000		0.001	-	-	0.000	0.000	0.000		0.001	-	-		0.000	0.000	0.000		0.780	-	-			0.000	0.000	0.000		0.780	-	-	0.024		
2.600	0.000	0.000	0.000		0.001	-	-	0.000	0.000	0.000		0.001	-	-		0.000	0.000	0.000		0.980	-	-			0.000	0.000	0.000		0.980	-	-	0.026		
Totals:					0	0						0	0	0								0	0									0	0	
Number of Trades:					0							0	0										0.00									0	0	

NATIONAL BANK (CR)

(Contract Size: 100 Securities, Exercise Style: American, Physical Delivery)

Call Options														Put Options																				
May 2024							June 2024							Other Months		May 2024							June 2024							Other Months		Exercise Price		
Open price	Price max	Price min	Last price	Closing price	Volume	Open Interest	Open price	Price max	Price min	Last price	Closing price	Volume	Open Interest	Volume	Open Interest	Open price	Price max	Price min	Last price	Closing price	Volume	Open Interest	Open price	Price max	Price min	Last price	Closing price	Volume	Open Interest	Volume	Open Interest			
3.400					-	-	0.000	0.000	0.000		4.75	-	-			-	-	0.000	0.000	0.000		0.001	-	-							0.034			
3.600					-	-	0.000	0.000	0.000		4.55	-	-			-	-	0.000	0.000	0.000		0.001	-	-							0.036			
3.800					-	-	0.000	0.000	0.000		4.35	-	-			-	-	0.000	0.000	0.000		0.001	-	-							0.038			
4.000					-	-	0.000	0.000	0.000		4.15	-	-			-	-	0.000	0.000	0.000		0.001	-	-							0.040			
4.400					-	-	0.000	0.000	0.000		3.75	-	-			-	-	0.000	0.000	0.000		0.001	-	-							0.044			
4.800	0.000	0.000	0.000		3.34	-	-	0.000	0.000	0.000		3.35	-	-		0.000	0.000	0.000		0.001	-	-		0.000	0.000	0.000		0.001	-	-		0.048		
5.200	0.000	0.000	0.000		2.94	-	-	0.000	0.000	0.000		2.95	-	-		0.000	0.000	0.000		0.001	-	-		0.000	0.000	0.000		0.001	-	-		0.052		
5.600	0.000	0.000	0.000		2.54	-	-	0.000	0.000	0.000		2.55	-	-		0.000	0.000	0.000		0.001	-	-		0.000	0.000	0.000		0.001	-	-		0.056		
6.000	0.000	0.000	0.000		2.14	-	-	0.000	0.000	0.000		2.16	-	-		0.000	0.000	0.000		0.002	-	-		0.000	0.000	0.000		0.001	-	-		0.060		
6.400	0.000	0.000	0.000		1.74	-	-	0.000	0.000	0.000		1.76	-	-		0.000	0.000	0.000		0.001	-	-		0.000	0.000	0.000		0.004	-	-		0.064		
6.800	0.000	0.000	0.000		1.34	-	-	0.000	0.000	0.000		1.37	-	-		0.000	0.000	0.000		0.002	-	-		0.000	0.000	0.000		0.017	-	-		0.068		
7.200	0.000	0.000	0.000		0.944	-	-	0.000	0.000	0.000		1.01	-	-		0.000	0.000	0.000		0.019	-	-		0.000	0.000	0.000		0.054	-	-		0.072		
7.600	0.000	0.000	0.000		0.555	-	-	0.000	0.000	0.000		0.696	-	30		0.000	0.000	0.000		0.012	-	-		0.000	0.000	0.000		0.137	-	-		0.076		
8.000	0.000	0.000	0.000		0.235	-	-	0.000	0.000	0.000		0.443	-	-		0.000	0.000	0.000		0.091	-	-		0.000	0.000	0.000		0.285	-	-		0.080		
8.400	0.000	0.000	0.000		0.061	-	-	0.000	0.000	0.000		0.256	-	-		0.000	0.000	0.000		0.317	-	-		0.000	0.000	0.000		0.497	-	-		0.084		
8.800	0.000	0.000	0.000		0.008	-	-	0.000	0.000	0.000		0.139	-	-		0.000	0.000	0.000		0.666	-	-		0.000	0.000	0.000		0.781	-	-		0.088		
9.200	0.000	0.000	0.000		0.001	-	-	0.000	0.000	0.000		0.067	-	-		0.000	0.000	0.000		1.06	-	-		0.000	0.000	0.000		1.11	-	-		0.092		
9.600	0.000	0.000	0.000		0.001	-	-	0.000	0.000	0.000		0.031	-	-		0.000	0.000	0.000		1.46	-	-		0.000	0.000	0.000		1.48	-	-		0.096		
10.000	0.000	0.000	0.000		0.001	-	-	0.000	0.000	0.000		0.013	-	-		0.000	0.000	0.000		1.86	-	-		0.000	0.000	0.000		1.86	-	-		0.100		
Totals:					0	0						0	30		0	0						0	0							0	324		0	0
Number of Trades:					0							0		0		0							0.00							0		0		

OPAP (CR)

(Contract Size: 100 Securities, Exercise Style: American, Physical Delivery)

Exercise Price	Call Options													Put Options																			
	May 2024					June 2024					Other Months			May 2024					June 2024					Other Months									
	Open price	Price max	Price min	Last price	Closing price	Volume	Open Interest	Open price	Price max	Price min	Last price	Closing price	Volume	Open Interest	Volume	Open Interest	Open price	Price max	Price min	Last price	Closing price	Volume	Open Interest	Open price	Price max	Price min	Last price	Closing price	Volume	Open Interest	Volume	Open Interest	Exercise Price
9.600						-	0.000	0.000	0.000		5.99	-	-																				0.096
10.000	0.000	0.000	0.000		5.57	-	0.000	0.000	0.000		5.59	-	-			0.000	0.000	0.000		0.001	-	-		0.000	0.000	0.000		0.001	-	-			0.100
11.000	0.000	0.000	0.000		4.58	-	0.000	0.000	0.000		4.60	-	-			0.000	0.000	0.000		0.001	-	-		0.000	0.000	0.000		0.001	-	-			0.110
12.000	0.000	0.000	0.000		3.58	-	0.000	0.000	0.000		3.60	-	-			0.000	0.000	0.000		0.001	-	-		0.000	0.000	0.000		0.001	-	-			0.120
13.000	0.000	0.000	0.000		2.58	-	0.000	0.000	0.000		2.61	-	-			0.000	0.000	0.000		0.001	-	-		0.000	0.000	0.000		0.005	-	-			0.130
14.000	0.000	0.000	0.000		1.58	-	0.000	0.000	0.000		1.66	-	-			0.000	0.000	0.000		0.001	-	-		0.000	0.000	0.000		0.052	-	-			0.140
15.000	0.000	0.000	0.000		0.631	-	0.000	0.000	0.000		0.860	-	-			0.000	0.000	0.000		0.053	-	-		0.000	0.000	0.000		0.254	-	-			0.150
16.000	0.000	0.000	0.000		0.091	-	0.000	0.000	0.000		0.341	-	-			0.000	0.000	0.000		0.514	-	1		0.000	0.000	0.000		0.737	-	-			0.160
17.000	0.000	0.000	0.000		0.003	-	0.000	0.000	0.000		0.101	-	33			0.000	0.000	0.000		1.43	-	-		0.000	0.000	0.000		1.50	-	-			0.170
18.000	0.000	0.000	0.000		0.001	-	0.000	0.000	0.000		0.022	-	-			0.000	0.000	0.000		2.43	-	-		0.000	0.000	0.000		2.43	-	-			0.180
19.000	0.000	0.000	0.000		0.003	-	0.000	0.000	0.000		0.004	-	-			0.000	0.000	0.000		3.43	-	-		0.000	0.000	0.000		3.43	-	-			0.190
20.000	0.000	0.000	0.000		0.001	-	0.000	0.000	0.000		0.001	-	-			0.000	0.000	0.000		4.43	-	-		0.000	0.000	0.000		4.43	-	-			0.200
22.000	0.000	0.000	0.000		0.001	-	0.000	0.000	0.000		0.001	-	-			0.000	0.000	0.000		6.43	-	-		0.000	0.000	0.000		6.43	-	-			0.220
24.000	0.000	0.000	0.000		0.001	-	0.000	0.000	0.000		0.001	-	-			0.000	0.000	0.000		8.43	-	-		0.000	0.000	0.000		8.43	-	-			0.240
Totals:						0	0					0	33	0	0						0	1						0	20	0	0		
Number of Trades:						0						0		0							0.00							0		0			

OTE (CR)

(Contract Size: 100 Securities, Exercise Style: American, Physical Delivery)

Call Options														Put Options																			
Exercise Price	May 2024						June 2024						Other Months		May 2024						June 2024						Other Months		Exercise Price				
	Open price	Price max	Price min	Last price	Closing price	Volume	Open Interest	Open price	Price max	Price min	Last price	Closing price	Volume	Open Interest	Volume	Open Interest	Open price	Price max	Price min	Last price	Closing price	Volume	Open Interest	Open price	Price max	Price min	Last price	Closing price		Volume	Open Interest	Volume	Open Interest
9.200	0.000	0.000	0.000		5.10	-	-	0.000	0.000	0.000		5.12	-	-			0.000	0.000	0.000		0.001	-	-	0.000	0.000	0.000		0.001	-	-			0.092
9.600	0.000	0.000	0.000		4.70	-	-	0.000	0.000	0.000		4.72	-	-			0.000	0.000	0.000		0.001	-	-	0.000	0.000	0.000		0.001	-	-			0.096
10.000	0.000	0.000	0.000		4.30	-	-	0.000	0.000	0.000		4.32	-	-			0.000	0.000	0.000		0.001	-	-	0.000	0.000	0.000		0.001	-	-			0.100
11.000	0.000	0.000	0.000		3.31	-	-	0.000	0.000	0.000		3.33	-	-			0.000	0.000	0.000		0.001	-	-	0.000	0.000	0.000		0.001	-	-			0.110
12.000	0.000	0.000	0.000		2.31	-	-	0.000	0.000	0.000		2.33	-	-			0.000	0.000	0.000		0.001	-	-	0.000	0.000	0.000		0.005	-	-			0.120
13.000	0.000	0.000	0.000		1.31	-	5	0.000	0.000	0.000		1.39	-	-			0.000	0.000	0.000		0.002	-	-	0.000	0.000	0.000		0.062	-	-			0.130
14.000	0.000	0.000	0.000		0.420	-	-	0.000	0.000	0.000		0.645	-	-			0.000	0.000	0.000		0.113	-	6	0.000	0.000	0.000		0.313	-	-			0.140
15.000	0.000	0.000	0.000		0.038	-	5	0.000	0.000	0.000		0.215	-	-			0.000	0.000	0.000		0.733	-	-	0.000	0.000	0.000		0.884	-	-			0.150
16.000	0.000	0.000	0.000		0.001	-	-	0.000	0.000	0.000		0.050	-	-			0.000	0.000	0.000		1.70	-	-	0.000	0.000	0.000		1.73	-	-			0.160
17.000	0.000	0.000	0.000		0.001	-	-	0.000	0.000	0.000		0.008	-	-			0.000	0.000	0.000		2.70	-	-	0.000	0.000	0.000		2.70	-	-			0.170
18.000	0.000	0.000	0.000		0.001	-	-	0.000	0.000	0.000		0.001	-	-			0.000	0.000	0.000		3.70	-	-	0.000	0.000	0.000		3.70	-	-			0.180
19.000	0.000	0.000	0.000		0.001	-	-	0.000	0.000	0.000		0.001	-	-			0.000	0.000	0.000		4.70	-	-	0.000	0.000	0.000		4.70	-	-			0.190
20.000						-	-	0.000	0.000	0.000		0.001	-	-								-	-	0.000	0.000	0.000		5.70	-	-			0.200
22.000						-	-	0.000	0.000	0.000		0.001	-	-								-	-	0.000	0.000	0.000		7.70	-	-			0.220
Totals:						0	10					0	0	0	0							0	6					0	0	0	0		
Number of Trades:						0						0		0								0.00					0		0				



PIRAEUS FINANCIAL HOLD (CR)

(Contract Size: 100 Securities, Exercise Style: American, Physical Delivery)

Call Options														Put Options																			
May 2024							June 2024							Other Months		May 2024							June 2024							Other Months		Exercise Price	
Open price	Price max	Price min	Last price	Closing price	Volume	Open Interest	Open price	Price max	Price min	Last price	Closing price	Volume	Open Interest	Volume	Open Interest	Open price	Price max	Price min	Last price	Closing price	Volume	Open Interest	Open price	Price max	Price min	Last price	Closing price	Volume	Open Interest	Volume	Open Interest		
1.800					-	-	0.000	0.000	0.000		1.99	-	-			-	-	0.000	0.000	0.000		0.001	-	-			-	-			0.018		
1.900					-	-	0.000	0.000	0.000		1.89	-	-			-	-	0.000	0.000	0.000		0.001	-	-			-	-			0.019		
2.000					-	-	0.000	0.000	0.000		1.79	-	-			-	-	0.000	0.000	0.000		0.001	-	-			-	-			0.020		
2.200					-	-	0.000	0.000	0.000		1.60	-	-			-	-	0.000	0.000	0.000		0.001	-	-			-	-			0.022		
2.400					-	-	0.000	0.000	0.000		1.40	-	-			-	-	0.000	0.000	0.000		0.001	-	-			-	-			0.024		
2.600					-	-	0.000	0.000	0.000		1.20	-	-			-	-	0.000	0.000	0.000		0.001	-	-			-	-			0.026		
2.800	0.000	0.000	0.000		0.991	-	-	0.000	0.000	0.000		0.997	-	-			0.000	0.000	0.000		0.001	-	-			0.000	0.000	0.000		0.001	-	-	0.028
3.000	0.000	0.000	0.000		0.791	-	-	0.000	0.000	0.000		0.799	-	-			0.000	0.000	0.000		0.001	-	-			0.000	0.000	0.000		0.002	-	-	0.030
3.200	0.000	0.000	0.000		0.592	-	-	0.000	0.000	0.000		0.607	-	-			0.000	0.000	0.000		0.001	-	-			0.000	0.000	0.000		0.009	-	-	0.032
3.400	0.000	0.000	0.000		0.394	-	-	0.000	0.000	0.000		0.430	-	-			0.000	0.000	0.000		0.002	-	-			0.000	0.000	0.000		0.031	-	-	0.034
3.600	0.000	0.000	0.000		0.212	-	-	0.000	0.000	0.000		0.279	-	-			0.000	0.000	0.000		0.020	-	-			0.000	0.000	0.000		0.080	-	-	0.036
3.800	0.000	0.000	0.000		0.081	-	-	0.000	0.000	0.000		0.163	-	-			0.000	0.000	0.000		0.089	-	-			0.000	0.000	0.000		0.165	-	-	0.038
4.000	0.000	0.000	0.000		0.020	-	-	0.000	0.000	0.000		0.087	-	-			0.000	0.000	0.000		0.228	-	-			0.000	0.000	0.000		0.289	-	-	0.040
4.400	0.000	0.000	0.000		0.001	-	-	0.000	0.000	0.000		0.018	-	-			0.000	0.000	0.000		0.610	-	-			0.000	0.000	0.000		0.621	-	-	0.044
4.800	0.000	0.000	0.000		0.001	-	-	0.000	0.000	0.000		0.002	-	-			0.000	0.000	0.000		1.01	-	-			0.000	0.000	0.000		1.01	-	-	0.048
5.200	0.000	0.000	0.000		0.001	-	-	0.000	0.000	0.000		0.001	-	-			0.000	0.000	0.000		1.41	-	-			0.000	0.000	0.000		1.41	-	-	0.052
5.600	0.000	0.000	0.000		0.001	-	-	0.000	0.000	0.000		0.001	-	-			0.000	0.000	0.000		1.81	-	-			0.000	0.000	0.000		1.81	-	-	0.056
6.000	0.000	0.000	0.000		0.001	-	-	0.000	0.000	0.000		0.001	-	-			0.000	0.000	0.000		2.21	-	-			0.000	0.000	0.000		2.21	-	-	0.060
6.400	0.000	0.000	0.000		0.001	-	-	0.000	0.000	0.000		0.001	-	-			0.000	0.000	0.000		2.61	-	-			0.000	0.000	0.000		2.61	-	-	0.064
Totals:					0	0						0	0	0								0	0									0	0
Number of Trades:					0							0	0										0.00									0	0

PPC (CR)

(Contract Size: 100 Securities, Exercise Style: American, Physical Delivery)

Call Options														Put Options																			
May 2024							June 2024							Other Months		May 2024							June 2024							Other Months		Exercise Price	
Open price	Price max	Price min	Last price	Closing price	Volume	Open Interest	Open price	Price max	Price min	Last price	Closing price	Volume	Open Interest	Volume	Open Interest	Open price	Price max	Price min	Last price	Closing price	Volume	Open Interest	Open price	Price max	Price min	Last price	Closing price	Volume	Open Interest	Volume	Open Interest		
6.800					-	-	0.000	0.000	0.000		4.56	-	-			-	-	0.000	0.000	0.000		0.001	-	-								0.068	
7.200					-	-	0.000	0.000	0.000		4.16	-	-			-	-	0.000	0.000	0.000		0.001	-	-								0.072	
7.600					-	-	0.000	0.000	0.000		3.76	-	-			-	-	0.000	0.000	0.000		0.001	-	-								0.076	
8.000					-	-	0.000	0.000	0.000		3.36	-	-			-	-	0.000	0.000	0.000		0.001	-	-								0.080	
8.400	0.000	0.000	0.000		2.94	-	-	0.000	0.000	0.000		2.96	-	-		0.000	0.000	0.000		0.001	-	-		0.000	0.000	0.000		0.001	-	-		0.084	
8.800	0.000	0.000	0.000		2.54	-	-	0.000	0.000	0.000		2.56	-	-		0.000	0.000	0.000		0.001	-	-		0.000	0.000	0.000		0.003	-	-		0.088	
9.200	0.000	0.000	0.000		2.14	-	-	0.000	0.000	0.000		2.17	-	-		0.000	0.000	0.000		0.001	-	-		0.000	0.000	0.000		0.010	-	-		0.092	
9.600	0.000	0.000	0.000		1.74	-	-	0.000	0.000	0.000		1.79	-	-		0.000	0.000	0.000		0.002	-	-		0.000	0.000	0.000		0.028	-	-		0.096	
10.000	0.000	0.000	0.000		1.35	-	-	0.000	0.000	0.000		1.43	-	-		0.000	0.000	0.000		0.002	-	-		0.000	0.000	0.000		0.064	-	-		0.100	
11.000	0.000	0.000	0.000		0.453	-	50	0.000	0.000	0.000		0.681	-	5		0.000	0.000	0.000		0.107	-	10		0.000	0.000	0.000		0.315	-	-		0.110	
12.000	0.000	0.000	0.000		0.051	-	-	0.000	0.000	0.000		0.245	-	11		0.000	0.000	0.000		0.706	-	-		0.000	0.000	0.000		0.880	-	-		0.120	
13.000	0.000	0.000	0.000		0.001	-	5	0.000	0.000	0.000		0.066	-	-		0.000	0.000	0.000		1.66	-	-		0.000	0.000	0.000		1.71	-	-		0.130	
14.000	0.000	0.000	0.000		0.001	-	-	0.000	0.000	0.000		0.013	-	-		0.000	0.000	0.000		2.66	-	-		0.000	0.000	0.000		2.66	-	-		0.140	
15.000	0.000	0.000	0.000		0.001	-	-	0.000	0.000	0.000		0.002	-	-		0.000	0.000	0.000		3.66	-	-		0.000	0.000	0.000		3.66	-	-		0.150	
16.000	0.000	0.000	0.000		0.001	-	-	0.000	0.000	0.000		0.001	-	-		0.000	0.000	0.000		4.66	-	-		0.000	0.000	0.000		4.66	-	-		0.160	
17.000	0.000	0.000	0.000		0.001	-	-	0.000	0.000	0.000		0.001	-	-		0.000	0.000	0.000		5.66	-	-		0.000	0.000	0.000		5.66	-	-		0.170	
18.000					-	-	0.000	0.000	0.000		0.001	-	-			-	-	0.000	0.000	0.000		6.66	-	-								0.180	
Totals:					0	55						0	16	0	0							0	10							0	0		
Number of Trades:					0							0		0	0							0.00								0		0	

Lending Products	Underlying Title	Multilateral Transactions[1]					Bilateral Transactions[2]		Stock Borrowing through OTC (volume)[3]
		Open Interest[5]	Volume(Offered)	Average Weighted	Transactions volume	Average Weighted	Transactions Volume	Average Weighted	Transactions Volume
ADMIEBOR	ADMIE (IPTO) HOLDING S.A. (CR)	---	---	---	---	---	---	202,364	
AEGNBOR	AEGEAN AIRLINES (CR)	---	---	---	111	4.88%	---	259,405	
AETFBOR	ALPHA ETF FTSE Athex Large Cap	---	---	---	---	---	---	---	
ALPHABOR	ALPHA SERVICES HOLD (CR)	---	---	---	---	---	---	63,128,502	
ALMYBOR	ALUMIL (CR)	---	---	---	---	---	---	---	
AIABOR	ATHENS INTL AIRPORT (CR)	---	---	---	---	---	57,000	10.00%	79,078
ACAGBOR	AUSTRIACARD (CB)	---	---	---	---	---	---	---	
OTOELBOR	AUTOHELLAS SA (CR)	2,589	---	---	---	---	---	95,739	
AVAXBOR	AVAX S.A. (CR)	---	---	---	---	---	---	---	
EEEBOR	CC HBC AG (CR)	2,154	---	---	---	---	---	77,221	
CENERBOR	CENERGY HOLDINGS (CB)	---	---	---	---	---	---	28,760	
DIMANDBOR	DIMAND (CR)	---	---	---	---	---	---	90,484	
ELLAKTORBOR	ELLAKTOR (CR)	2,681	---	---	---	---	---	115,865	
ELHABOR	ELVALHALCOR (CR)	3,134	---	---	---	---	---	65,887	
EPSILBOR	EPSILON NET (CR)	---	---	---	---	---	---	8,700	
EUROBBOR	EUROBANK HOLDINGS (CR)	121,401	---	---	2,000	4.88%	---	34,119,186	
EYDAPBOR	EYDAP S.A. (CR)	845	---	---	---	---	---	261,848	
FOYRKBOR	FOURLIS (CR)	230	---	---	---	---	---	23,297	
GEKTERNABOR	GEK TERNA (CR)	---	---	---	---	---	---	3,698	
SARBOR	GR. SARANTIS S.A. (CR)	1,042	---	---	---	---	---	42,054	
EXAEBOR	HELLENIC EXCHANGES-A.S.E. (CR)	---	---	---	---	---	---	152,047	
ELPEBOR	HELLENIQ ENERGY (CR)	---	---	---	---	---	---	448,011	
INTEKBOR	IDEAL HOLDINGS (CR)	---	---	---	---	---	---	16,255	
INTRKBOR	INTRACOM HOLDINGS (CR)	---	---	---	---	---	---	36,885	
INKATBOR	INTRAKAT (CR)	---	---	---	---	---	---	76,949	
INLOTBOR	INTRALOT (CR)	---	---	---	---	---	---	1,001,774	
BELABOR	JUMBO SA (CR)	2,648	---	---	3	4.88%	---	195,735	
KRIBOR	KRI-KRI S.A. (CR)	---	---	---	---	---	---	140	
LAMDABOR	LAMDA DEVELOPMENT SA (CR)	---	---	---	---	---	---	223,277	
LAVIBOR	LAVIPHARM SA (CR)	---	---	---	---	---	---	---	
MIGBOR	MIG (CR)	1,992	---	---	---	---	---	40,179	

## Stock Lending Notes

[1] - Multilateral contracts Lending or Borrowing as per Methods 8-1, 8-2 and 8-3-3 (According to ATHEX BoD Resolution No.17)

[2] - Bilateral Contracts Lending or Borrowing as per Methods 8-3-1 and 8-3-2 (According to ATHEX BoD Resolution No.20 )

[3] - The information concerning OTC Stock Borrowing Transactions is based on the statements of the Dematerialised Securities System (DSS) operators involved and refers to volumes that have been registered up until the previous working day.

[4] - Average Price (Volume weighted)

[5] - The Data concerning Open Interest before the start of trading session

Lending Products	Underlying Title	Open Interest[5]	Multilateral Transactions[1]				Bilateral Transactions[2]		Stock Borrowing through OTC (volume)[3]	
			Volume(Offered)	Average Weighted	Transactions volume	Average Weighted	Transactions Volume	Average Weighted	Transactions Volume	
MOHBOR	MOTOR OIL (CR)	18,705	---	---	---	---	---	---	405,480	
MYTILBOR	MYTILINEOS (CR)	3,162	---	---	---	---	1,500	0.01%	169,259	
ETEBOR	NATIONAL BANK (CR)	50,000	---	---	15,047	5.29%	---	---	12,670,449	
OPAPBOR	OPAP (CR)	13,216	---	---	---	---	---	---	1,764,403	
OPTIMABOR	OPTIMA BANK (CR)	20,019	---	---	---	---	---	---	5,638	
HTOBOR	OTE (CR)	---	---	---	---	---	---	---	1,601,191	
PPABOR	P.P.A. S.A. (CR)	4,500	---	---	---	---	---	---	65,287	
TPEIRBOR	PIRAEUS FINANCIAL HOLD (CR)	83,000	---	---	---	---	---	---	8,503,528	
PPCBOR	PPC (CR)	2,000	---	---	---	---	---	---	1,278,881	
PREMABOR	PREMIA (CR)	---	---	---	---	---	---	---	---	
PROFBOR	PROFILE SA (CR)	---	---	---	---	---	---	---	10,000	
QUESTBOR	QUEST HOLDINGS (CR)	391	---	---	---	---	---	---	11,331	
OLYMPBOR	TECHNICAL OLYMPIC SA (CR)	---	---	---	---	---	---	---	---	
TENERGYBOR	TERNA ENERGY (CR)	---	---	---	---	---	---	---	360,175	
EYAPSBOR	THESSALONIKA WATER & SEWERAGE	---	---	---	---	---	---	---	---	
PLATBOR	THRACE PLASTICS SA (CR)	---	---	---	---	---	---	---	1,596	
TITCBOR	TITAN CEMENT (CB)	9,594	---	---	---	---	---	---	209,435	
VIOBOR	VIOHALCO S.A./V (CB)	744	---	---	---	---	---	---	---	

## Stock Lending Notes

[1] - Multilateral contracts Lending or Borrowing as per Methods 8-1, 8-2 and 8-3-3 (According to ATHEX BoD Resolution No.17)

[2] - Bilateral Contracts Lending or Borrowing as per Methods 8-3-1 and 8-3-2 (According to ATHEX BoD Resolution No.20 )

[3] - The information concerning OTC Stock Borrowing Transactions is based on the statements of the Dematerialised Securities System (DSS) operators involved and refers to volumes that have been registered up until the previous working day.

[4] - Average Price (Volume weighted)

[5] - The Data concerning Open Interest before the start of trading session

## Sectors codification for listed companies

12003-	ETF	10101010	Computer Services
10101015	Software	10102030	Computer Hardware
15101010	Telecommunications Equipment	15102015	Telecommunications Services
20101010	Health Care Facilities	20101025	Health Care Services
20102010	Medical Equipment	20103015	Pharmaceuticals
30101010	Banks	30202000	Diversified Financial Services
30202010	Asset Managers & Custodians	30202015	Investment Services
30204000	Closed End Investments	30302010	Full Line Insurance
30302015	Insurance Brokers	30302025	Property and Casualty Insurance
35101010	Real Estate Holding and Development	35101015	Real Estate Services
35102000	Diversified REITs	35102030	Office REITs
35102045	Retail REITs.	40201040	Rental & Leasing Services: Consumer
40202010	Home Construction	40202015	Household Furnishings
40202020	Household Appliance	40203040	Electronic Entertainment
40204020	Clothing & Accessories	40301010	Entertainment
40301030	Publishing	40301035	Radio & TV Broadcasters
40401010	Diversified Retailers	40401020	Apparel Retailers
40401025	Home Improvement Retailers	40401030	Specialty Retailers
40501010	Airlines	40501015	Travel & Tourism
40501020	Casinos & Gambling	40501025	Hotels & Motels
45101015	Distillers & Vintners	45101020	Soft Drinks
45102010	Farming Fishing Ranching & Plantations	45102020	Food Products
45103010	Tobacco	45201010	Food Retailers & Wholesalers
45201020	Personal Products	50101010	Construction
50101020	Building Roof/Wallboard and Plumbing	50101030	Cement
50101035	Building Materials: Other	50202010	Electrical Components
50203015	Plastics	50203030	Containers & Packaging
50204000	Machinery: Industrial	50204020	Machinery: Construction & Handling
50205010	Industrial Suppliers	50205020	Back Office Support HR & Consulting
50205030	Forms & Bulk Printing Services	50206015	Commercial Vehicles & Parts
50206030	Marine Transportation	50206060	Transportation Services
55101000	Diversified Materials	55101020	Textile Products
55102000	General Mining	55102010	Iron & Steel
55102015	Metal Fabricating	55102035	Aluminum
60101020	Oil Refining and Marketing	65101010	Alternative Electricity
65101015	Conventional Electricity	65102000	Multi-Utilities
65102030	Water		



**ATHEX**  
Athens Stock Exchange

Λεωφ. Αθηνών 110 104 42 Αθήνα  
110, Athinon Ave. GR 104 42 Athens  
tel. (+30)210-33.66.800, fax (+30)210-33.66.101  
[www.athexgroup.gr](http://www.athexgroup.gr)