

24

Ημερήσιο Δελτίο  
Συναλλακτικής Δραστηριότητας

Daily Official List  
of Trading Activity

Wednesday, 8 May, 2024

Year: 145 Trading Day No: 84



**ATHEXGROUP**  
Athens Exchange Group

**Disclaimer:**

Hellenic Exchanges-Athens Stock Exchange S.A. endeavours to ensure that the data and other material ("Information") presented on the Daily Official List are accurate and complete, but it is not liable for any errors or omissions of data or /and for the accuracy, credibility, updating and completeness of the aforesaid information nor it has any liability arising directly or indirectly from the use of the above Information.

The Company is not liable for the accuracy of the data included in listed companies' announcements. Only the sender of such an announcement is fully and solely liable for any infringement of third party's rights from the content of such announcement. All contents of the Daily Official List are provided only for information purposes and do not constitute investment advice or solicitation to invest in securities or other products listed for trading on the Exchange.

You acknowledge and agree that the Company is the owner of any property rights related to any Information appearing on the Daily Official List including intellectual property rights copyright, trademarks, etc.

The above data are a property of the Hellenic Exchanges-Athens Exchange and are copyright protected. Users are forbidden to reproduce, modify, copy, sale, transmit or redistribute, by all reproduction means and methods, part or the whole of the above data, without reference to their source.

The commercial exploitation of these data is, also, forbidden by third parties. Hellenic Exchanges-Athens Exchange does not carry any responsibility, direct or indirect, derived from usage or accidental alteration of the above data when used by third parties.

---

**Hellenic Exchanges – Athens Stock Exchange S.A.**

110 Athinon Ave., 10442 Athens, Tel: (210) 33.66.800, Fax: (210) 32.13.938

[www.athexgroup.gr](http://www.athexgroup.gr)

---

**Thessalonica Stock Exchange Center (T.S.E.C)**

16-18 Katouni Str., Thessalonica 546 25 Tel: (2310) 567.667, Fax: (2310) 530.545

---

**Athex Members Guarantee Fund**

14-16 Fidiou Str., Athens 106 78, Tel: (210) 33.04.682, Fax: (210) 33.04.155

---

**Hellenic Republic Capital Market Commission**

1 Kolokotroni Str. & 1 Stadiou Str., Athens 10562 Tel: (210) 33.77.100 Fax: (210) 33.77.173

---

**Table of Contents**

---

**Section 1: Statistical Figures of Securities, Derivatives and Lending**

Summary of Markets

Athex Indices

Analytic Figures for Athex Market's Boards and Categories

Trading Details by Athex Sectors and Financial Instruments (ETFs)

Top 10 best &amp; worst performing Shares

Derivatives Summary

**Section 2: Analytic Figures of Shares Transactions**

Analytic Figures of Shares Transactions

Shares' Notes

**Section 3: Figures of Securities Transactions**

Securities Blocks Details

Shares Rights Details

Stock Borrowing

Forced Sales Details

Forced Sales Registered Shares

Exchange Traded Funds (ETFs) Characteristics

**Section 5: Bonds traded in Fixed Income Assets Market**

Convertible Corporate Bonds - Regulated Market

Non Convertible Corporate Bonds - Regulated Market

Government Bonds

Treasury Bills &amp; Zero Coupon Government Bonds

Government Bonds Traded with the Open Outcry Method

State Banks Bonds

**Section 6: Additional Infos**

Athex &amp; ATHEXClear Members List

List of Stocks under Market Making operations

**Section 7: Derivatives Market Analytic Figures**

Index Futures

Stock Futures

Index Options

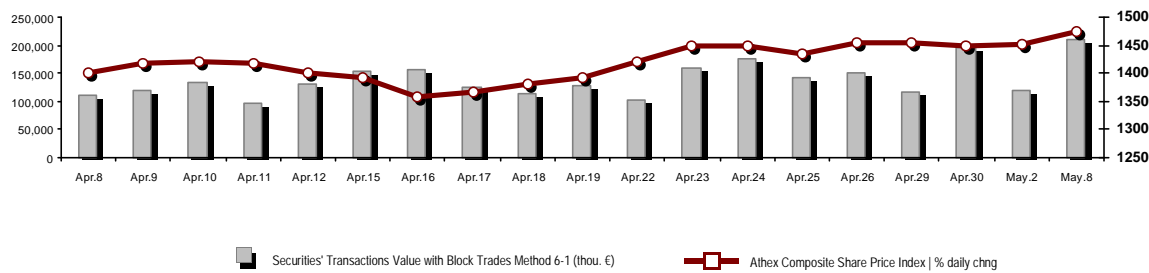
Stock Options

Stock Lending Analytic Figures

**Appendix A: Sectors codification for listed companies**

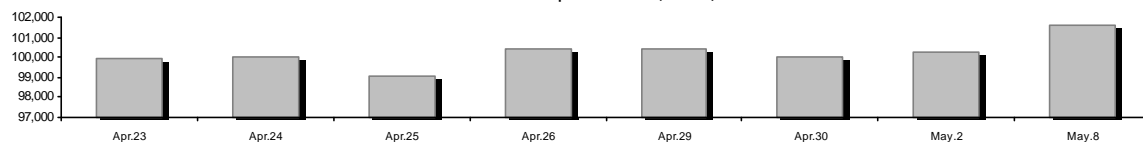
## Summary of Markets

Athex Composite Share Price Index vs Shares and Derivatives Transactions Value

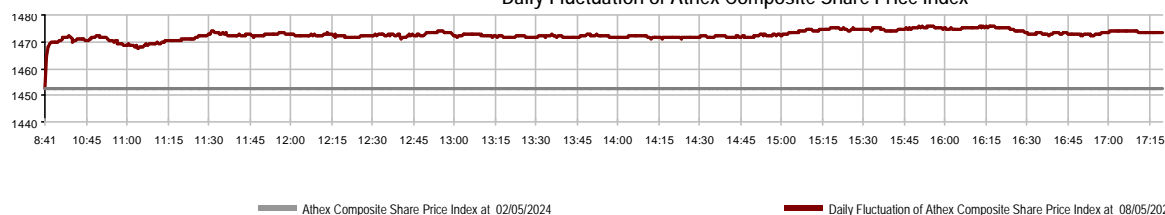


Athex Capitalisation (mill. €) **:	101,593.55		Derivatives Total Open Interest	469,355
Daily change: mill. €   %	1,347.74	1.34%	in Index Futures   % daily chng	4,974 -0.56%
Yearly Avg Capitalisation: mill. €   % chng prev year Avg	95,519.39	18.83%	in Stock Futures   % daily chng	463,008 1.91%
Athex Composite Share Price Index   % daily chng	1,473.53	1.47%	in Index Options   % daily chng	888 0.11%
Athex Composite Share Price Index Capitalisation (mill. €)	92,396.44		in Stock Options   % daily chng	485 3.41%
Daily change (mill. €)	1,322.58			
Securities' Transactions Value with Block Trades Method 6-1 (t	210,190.76		Derivatives Contracts Volume:	22,202
Daily change: %	90,689.41	75.89%	Daily change: pieces   %	7,170 47.70%
YtD Avg Trans. Value: thou. €   % chng prev year Avg	141,718.57	29.34%	YtD Avg Derivatives Contracts % chng prev year Avg	38,427 -12.59%
Blocks Transactions Value of Method 6-1 (thou. €)	26,956.75		Derivatives Trades Number:	1,745
Blocks Transactions Value of Method 6-2 & 6-3 (thou. €)	0.00		Daily change: number   %	927 113.33%
Bonds Transactions Value (thou.€)	403.29		YtD Avg Trades number % chng prev year Avg	2,093 -10.22%
Securities' Transactions Volume with Block Trades Method 6-1 (tho	42,976.35		Lending Total Open Interest	344,983
Daily change: thou. pieces   %	16,076.19	59.76%	Daily change: pieces   %	2,200 0.64%
YtD Avg Volume: % chng prev year Avg	32,696.56	-2.75%	Lending Volume (Multilateral/Bilateral)	7,415
Blocks Transactions Volume of Method 6-1 (thou. Pieces)	5,609.16		Daily change: pieces   %	-6,785
Blocks Transactions Volume of Method 6-2 & 6-3 (thou. Pieces)	0.00		Multilateral Lending	1,915
Bonds Transactions Volume	422,000		Bilateral Lending	5,500
Securities' Trades Number with Block Trades Method 6-1	61,964		Lending Trades Number:	6
Daily change: number   %	24,445	65.15%	Daily change: %	1
YtD Avg Trades number % chng prev year Avg	41,676	15.05%	Multilateral Lending Trades Number	4
Number of Blocks Method 6-1	23		Bilateral Lending Trades Number	2
Number of Blocks Method 6-2 & 6-3	0			
Number of Bonds Transactions	150			

Athex Capitalisation (mill. €) \*\*



Daily Fluctuation of Athex Composite Share Price Index



## Athex Indices

Index name	08/05/2024	02/05/2024	pts.	%	Min	Max	Year min	Year max	Year change
Athex Composite Share Price Index	1,473.53 #	1,452.24	21.29	1.47%	1,452.24	1,475.93	1,293.14	1,475.93	13.95% #
Athex Composite Index Total Return Index	2,696.20 #	2,657.24	38.96	1.47%	2,657.24	2,700.59	2,355.44	2,700.59	14.47% #
Athex ESG Index	1,682.25 #	1,655.29	26.96	1.63%	1,655.29	1,685.26	1,471.77	1,685.26	14.30% #
ATHEX Alternative Market Price Index	14,726.90 #	14,334.87	392.03	2.73%	14,334.87	14,846.33	9,352.11	14,846.33	57.47% #
FTSE/Athex Large Cap	3,582.57 #	3,523.77	58.80	1.67%	3,523.77	3,589.32	3,122.79	3,589.32	14.72% #
FTSE/Athex Mid Cap Index	2,370.42 #	2,366.30	4.12	0.17%	2,365.14	2,386.60	2,167.92	2,459.55	5.31% #
FTSE/ATHEX High Dividend Yield Index	4,169.55 #	4,141.74	27.81	0.67%	4,141.74	4,192.18	3,752.57	4,192.18	10.56% #
FTSE/Athex Market Index	854.75 #	841.04	13.71	1.63%	841.04	856.23	746.82	856.23	14.45% #
FTSE/Athex Banks	1,276.67 #	1,249.43	27.24	2.18%	1,249.43	1,283.12	1,057.67	1,283.12	20.26% #
FTSE/ATHEX TECHNOLOGY & TELECOMMUNICAT	5,624.85 #	5,594.55	30.30	0.54%	5,594.55	5,681.80	4,915.95	5,705.00	10.89% #
FTSE/ATHEX FINANCIAL SERVICES	6,003.76 #	5,877.91	125.85	2.14%	5,877.91	6,033.68	4,996.31	6,033.68	19.73% #
FTSE/ATHEX REAL ESTATE	4,897.83 #	4,867.52	30.31	0.62%	4,862.35	4,910.92	4,639.72	5,120.52	-1.26% #
FTSE/ATHEX CONSUMER DISCRETIONARY	5,496.48 #	5,441.82	54.66	1.00%	5,441.82	5,517.21	4,993.33	5,557.48	9.58% #
FTSE/ATHEX CONSUMER STAPLES	6,336.92 #	6,350.84	-13.92	-0.22%	6,336.92	6,391.49	5,069.68	6,458.99	24.54% #
FTSE/ATHEX INDUSTRIALS	6,229.44 #	6,144.99	84.45	1.37%	6,144.99	6,249.66	5,044.08	6,249.66	22.59% #
FTSE/ATHEX BASIC MATERIALS	5,219.54 #	5,068.97	150.57	2.97%	5,068.97	5,219.54	4,577.28	5,876.05	7.19% #
FTSE/ATHEX ENERGY & UTILITIES	5,357.83 #	5,290.29	67.54	1.28%	5,290.29	5,360.60	4,961.47	5,369.12	7.42% #
Athex All Share Index	340.76 #	336.23	4.53	1.35%	340.76	340.76	304.60	340.76	12.83% #
Hellenic Mid & Small Cap Index	2,129.54 #	2,110.77	18.77	0.89%	2,110.77	2,134.18	1,929.00	2,134.18	10.40% #
FTSE/Athex Large Cap Total Return	5,958.86 #	5,861.06	97.80	1.67%			5,201.70	5,958.86	15.32% #
FTSE/Athex Mid Cap Total Return	3,192.30 #	3,186.75	5.55	0.17%			2,922.90	3,302.69	5.31% #
MSCI GREECE REBASED	5,693.21 #	5,590.95	102.26	1.83%	5,590.95	5,707.02	4,984.69	5,719.32	14.21% #
Hellenic Corporate Bond Index	131.46 #	131.43	0.03	0.02%			129.54	131.60	1.40% #
Hellenic Corporate Bond Price Index	90.98 #	90.98	0.00	0.00%			90.52	91.29	0.37% #

Note 1: FTSE/Med 100, Hellenic Corporate Bond Price Index and Hellenic Corporate Bond Index closing prices refer to the previous trading day of 30/04/2024.

Note 2: The Hellenic Mid & Small Cap Index is a Customized index calculated by the Athens Exchange.

## Analytic Figures for Athex Market's Boards and Categories

	Total Traded Securities	Main Market	Surveillance	Exchange Traded Funds (ETFs)
Totals	122	117	4	1
Gain / Lose / Same:	61 / 36 / 25	60 / 35 / 22	0 / 1 / 3	1 / 0 / 0
Athex Capitalisation (mill. €) **	101,593.55	101,513.14	80.41	
Daily Average Trans/ons Value(thou.€)	141,718.57	141,479.96	45.53	293.67
Transactions Value	210,190.76	210,042.33	36.12	112.31
Main Board:	183,234.01	183,085.58	36.12	112.31
Blocks Board 6_2_3:	26,956.75	26,956.75	0.00	0.00
Forced Sales Board:	0.00	0.00	0.00	0.00
Special Terms Board:	0.00	0.00	0.00	0.00
Daily Average Transactions Volume	32,696,563	32,506,037	201,969	8,624
Transactions Volume	42,976,351	42,847,486	125,762	3,103
Main Board:	37,367,192	37,238,327	125,762	3,103
Blocks Board 6_2_3:	5,609,159	5,609,159	0	0
Forced Sales Board:	0	0	0	0
Special Terms Board:	0	0	0	0
Daily Average Number of Trades	41,676	41,543	76	58
Number of Trades	61,964	61,858	59	47
Main Board:	61,941	61,835	59	47
Blocks Board 6_2_3:	23	23	0	0
Forced Sales Board:	0	0	0	0
Special Terms Board:	0	0	0	0

## Trading Details by Athex Sectors and Financial Instruments (ETFs)

Code	Sectors	Gain / Lose / Same	Number of Trades	Transactions Volume	Transactions Value	% of Total Trans. Value
3010	- Banks	7 / 0 / 0	25,820	32,843,076	107,282,181.67	51.04%
5510	- Basic Resources	4 / 3 / 5	1,582	575,027	1,799,162.33	0.86%
5010	- Construction & Materials	7 / 3 / 4	3,810	1,229,525	7,286,153.11	3.47%
4020	- Consumer Products & Services	4 / 2 / 0	540	259,286	1,321,495.28	0.63%
6010	- Energy	3 / 1 / 0	3,058	437,190	6,399,401.80	3.04%
12000	- Financial Instruments	1 / 0 / 0	47	3,103	112,310.17	0.05%
3020	- Financial Services	4 / 1 / 0	691	129,806	674,575.14	0.32%
4510	- Food Beverage & Tobacco	1 / 2 / 4	323	59,166	704,079.00	0.33%
2010	- Health Care	1 / 1 / 1	124	72,247	67,737.02	0.03%
5020	- Industrial Goods & Services	5 / 7 / 4	3,033	1,074,859	6,443,628.15	3.07%
3030	- Insurance	0 / 1 / 0	161	44,177	222,378.97	0.11%
4030	- Media	0 / 1 / 1	8	6,010	2,845.84	0.00%
4520	- Personal Care, Drug & Grocery Stores	0 / 2 / 0	396	62,146	673,902.38	0.32%
3510	- Real Estate	6 / 3 / 3	1,344	398,574	2,108,269.43	1.00%
4040	- Retail	3 / 1 / 1	3,026	474,356	12,099,968.01	5.76%
1010	- Technology	4 / 5 / 2	2,247	1,251,094	8,460,384.17	4.03%
1510	- Telecommunications	2 / 0 / 0	1,748	443,142	6,289,908.47	2.99%
4050	- Travel & Leisure	5 / 1 / 0	6,361	2,193,345	22,077,505.33	10.50%
6510	- Utilities	4 / 2 / 0	7,645	1,420,222	26,164,877.14	12.45%

## Top 10 best &amp; worst performing Shares

## Main Market

With positive Price change	Closing price	change	With negative Price change	Closing price	change
PETROPOULOS PETROS (CR)	8.94	7.71% #	LOULIS FOOD (CR)	2.62	-2.24% €
CENERGY HOLDINGS (CB)	8.35	4.37% #	IKTINOS HELLAS SA (CR)	0.42	-2.21% €
NATIONAL BANK (CR)	8.14	4.22% #	GR. SARANTIS S.A. (CR)	11.6	-2.03% €
ELVALHALCOR (CR)	2.02	3.70% #	QUEST HOLDINGS (CR)	5.64	-1.91% €
VIOHALCO SA/NV (CB)	6.05	3.60% #	QUALITY & RELIABILITY SA (CR)	1.256	-1.72% €
UNIBIOS (CR)	1.355	3.44% #	IDEAL HOLDINGS (CR)	6.2	-1.27% €
TITAN CEMENT (CB)	30.1	2.73% #	ATTICA HOLDINGS (CR)	2.44	-1.21% €
SPACE HELLAS SA (CR)	7.94	2.32% #	PREMIA (CR)	1.158	-1.03% €
CPI SA (CR)	0.726	2.25% #	ELTON SA (CR)	1.786	-0.78% €
MYTILINEOS (CR)	39.06	2.25% #	EUROCONSULTANTS S.A. (CR)	1.33	-0.75% €
With the highest Transactions Value	Value (thou. €)	change	With the highest Transactions Volume	Volume	change
NATIONAL BANK (CR)	37,310.34	4.22% #	EUROBANK HOLDINGS (CR)	12,335,102	0.69% #
PIRAEUS FINANCIAL HOLD (CR)	31,636.63	0.99% #	PIRAEUS FINANCIAL HOLD (CR)	8,248,981	0.99% #
EUROBANK HOLDINGS (CR)	25,079.49	0.69% #	ALPHA SERVICES HOLD (CR)	7,545,628	2.21% #
OPAP (CR)	19,383.19	0.45% #	NATIONAL BANK (CR)	4,621,682	4.22% #
MYTILINEOS (CR)	14,642.15	2.25% #	OPAP (CR)	1,244,839	0.45% #
ALPHA SERVICES HOLD (CR)	12,222.62	2.21% #	INTRALOT (CR)	756,703	0.17% #
JUMBO SA (CR)	11,780.98	1.76% #	PPC (CR)	704,375	1.61% #
PPC (CR)	7,975.77	1.61% #	EPSILON NET (CR)	471,772	0.00% -
OTE (CR)	6,248.34	1.71% #	OTE (CR)	437,887	1.71% #
EPSILON NET (CR)	5,661.43	0.00% -	ATHENS INTL AIRPORT (CR)	423,036	0.00% -

Note: Stocks that are not included in the "Under Supervision" category, and the transactions value is more than 10,000 €.

## Derivatives Summary

	Number of Trades	Volume	Open Interest
Index Futures	178	584	4,974
FTSE/Athex Banks	1	3	899
FTSE/Athex Large Cap	177	581	4,045
MSCI GREECE REBASED	0	0	30
Stock Futures	1,550	21,514	463,008
ADMIE (IPTO) HOLDING S.A. (CR)	2	33	27,242
AEGEAN AIRLINES (CR)	18	66	5,004
ALPHA SERVICES HOLD (CR)	223	8,476	164,061
ATHENS INTL AIRPORT (CR)	30	139	1,131
AUTOHELLAS SA (CR)	4	7	208
AVAX S.A. (CR)	2	13	926
CC HBC AG (CR)	2	2	59
CENERGY HOLDINGS (CB)	38	164	4,113
ELLAKTOR (CR)	11	29	4,618
ELVALHALCOR (CR)	48	147	4,085
EUROBANK HOLDINGS (CR)	100	3,711	28,796
EYDAP S.A. (CR)	0	0	4,348
FOURLIS (CR)	7	15	1,030
GEK TERNA (CR)	43	132	15,753
HELLENIC EXCHANGES-A.S.E. (CR)	54	228	8,078
HELLENIQ ENERGY (CR)	68	323	4,739
INTRACOM HOLDINGS (CR)	34	72	8,438
INTRAKAT (CR)	8	28	2,256
JUMBO SA (CR)	1	3	166
LAMDA DEVELOPMENT SA (CR)	5	21	7,405
MIG (CR)	5	25	120
MOTOR OIL (CR)	1	2	479
MYTILINEOS (CR)	50	117	5,255
NATIONAL BANK (CR)	261	2,661	12,309
OPAP (CR)	18	43	897
OPTIMA BANK (CR)	1	5	196
OTE (CR)	16	32	5,932
P.P.A. S.A. (CR)	0	0	128
PIRAEUS FINANCIAL HOLD (CR)	268	3,651	74,841
PPC (CR)	108	881	32,540
QUEST HOLDINGS (CR)	0	0	267
TERNA ENERGY (CR)	15	65	32,144
TITAN CEMENT (CB)	1	4	175
VIOHALCO SA/NV (CB)	108	419	5,269
Index Options	13	84	888
FTSE/Athex Large Cap	13	84	888
Stock Options	4	20	485
ALPHA SERVICES HOLD (CR)	0	0	0
NATIONAL BANK (CR)	0	0	354
OPAP (CR)	4	20	34
OTE (CR)	0	0	16
PIRAEUS FINANCIAL HOLD (CR)	0	0	0
PPC (CR)	0	0	81
<b>Total Derivatives Traded</b>	<b>1,745</b>	<b>22,202</b>	<b>469,355</b>











## Shares' Notes

Code	Note text
( )	- Adjusted dividends.
*	- Last adjusted closing price.
[1]	- Net dividends.
[2]	- The "Date of Last Coupon" for New listings refers to the date company's stocks started to trade in Athex
[3]	- The Company Market Value is referred to the number of outstanding shares
[4]	- Sectors codification can be found in Appendix A
[5]	- The Market Value refers to the total number of shares listed (including their several classes) in the exchange by the company.
[6]	- P/E greater than 100
[7]	- Last view of the Order Book before the end of the trading session
[8]	- All Blocks Methods' Transactions Value are included.
4750	- Transfer to the Under Surveillance Category from 8/4/2011.
4955	- Transfer to the Surveillance Category as from 5/4/2013.
5093	- Transfer to the Surveillance Category as of 8/4/2015.
5141	- Transfer to the Surveillance Category as of 10/05/2017.
5160	- Transfer to the Surveillance Category as of 15/04/2016.
5165	- Transfer to the Surveillance Category as of 15/02/2018.
5193	- Transfer to the Surveillance Category as of 25/10/2018.
5197	- Transfer to the Surveillance Category as of 07/11/2018.
5232	- Transfer to the Under Surveillance Category from 08/04/2011.
5233	- Suspension of trading as of 13/05/2020.
5248	- Transfer to the Surveillance Category as of 06/09/20116.
5253	- Transfer to the Surveillance Category as of 14/5/2021.
5275	- Transfer to the Surveillance Category as of 09/07/2020.
5277	- Suspension of trading as of 02/05/2023.
5278	- Suspension of trading as of 03/05/2023.

## Securities Blocks Details

Securities	Block Volume	Price	Block Trade Value	Time of approval	Note
MYTILINEOS (CR)	40,000	38.50	1,540,000.00	10:36:43	20
PIRAEUS FINANCIAL HOLD (CR)	241,031	3.84	924,353.89	10:42:45	20
PIRAEUS FINANCIAL HOLD (CR)	225,191	3.84	863,607.49	10:43:11	20
ATHENS INTL AIRPORT (CR)	231,235	8.39	1,939,136.71	10:58:19	20
NATIONAL BANK (CR)	332,894	7.94	2,643,178.36	11:15:14	20
PIRAEUS FINANCIAL HOLD (CR)	400,000	3.87	1,548,000.00	11:42:08	20
GEK TERNA (CR)	15,000	16.62	249,300.00	11:49:33	20
OPAP (CR)	184,531	15.55	2,869,457.05	12:04:06	20
EUROBANK HOLDINGS (CR)	185,000	2.03	375,735.00	12:10:24	20
MYTILINEOS (CR)	27,408	38.54	1,056,304.32	12:24:20	20
PIRAEUS FINANCIAL HOLD (CR)	364,936	3.88	1,415,951.68	12:37:01	20
EUROBANK HOLDINGS (CR)	500,000	2.03	1,015,000.00	12:37:27	20
NATIONAL BANK (CR)	60,000	8.03	481,800.00	13:53:22	20
EUROBANK HOLDINGS (CR)	426,243	2.03	865,273.29	14:23:20	20
INTRALOT (CR)	100,000	1.14	114,000.00	16:04:50	20
PIRAEUS FINANCIAL HOLD (CR)	100,000	3.80	380,000.00	16:52:44	20
NATIONAL BANK (CR)	200,000	8.15	1,629,000.00	16:53:16	20
PPC (CR)	81,262	11.32	919,885.84	16:57:40	20
OPAP (CR)	36,000	15.57	560,520.00	16:57:53	20
OTE (CR)	54,580	14.24	777,219.20	16:59:44	20
EUROBANK HOLDINGS (CR)	1,610,470	2.04	3,283,748.33	17:01:29	20
NATIONAL BANK (CR)	176,000	8.14	1,432,640.00	17:02:15	20
FOURLIS (CR)	17,378	4.18	72,640.04	17:05:35	20

## Blocks Notes

9 - Method 6-1 / Special Fees

10 - Method 6-1 / Special Fees, SDS

14 - Method 6-3 / Settlement, Incomplete Buy and Sell

18 - Method 6-2 / SPOT 1

19 - Method 6-2 / SPOT 2

20 - Method 6-1 and Method 6-1 Same Day Settlement

21 - Other Pre-agreed

## Shares Rights Details

Occured date	Exercise from	Exercise until	Trading until	Rights	Price min	Price max	Closing price	Last Bid	Last Ask	Volume	Trades	Transactions Value
--------------	---------------	----------------	---------------	--------	-----------	-----------	---------------	----------	----------	--------	--------	--------------------

No Rights Transactions.

---

**Forced Sales Details**

---

Securities	Category of Security	Transactions Volume	Number of Trades	Transactions Value	Note
------------	----------------------	------------------------	---------------------	-----------------------	------

---

No Forced Transactions.

---

---

**Forced Sales Notes**

---

- 1 - Compulsory Public Forced Sales
- 2 - Forced Sales of Fixed Registered Shares
- 3 - Forced Sales of Remaining Fractional Shares



## Exchange Traded Funds (ETFs) Characteristics

	Transactions Date (T)	Creation / Redemption	Units (T-1)	New Units (T-1)	Redemption Units (T-1)	Units (T) [1]	Fund Assets [2]	Net Unit Price	Dividend per Unit	Dividend Date
ALPHA ETF FTSE Athex Large Cap	08/05/2024	5,000	934,675	---	---	934,675	33,301,320.00	35.6288	0.62	03/07/2023

## ETFs Notes

[1] - Units (T) = Units (T-1) + New Units (T-1) - Redemption Units (T-1)

[2] - The Creation / Redemption Units of T-1 are included.

## Non Convertible Corporate Bonds - Regulated Market

Num Listed Bonds	Nominal price	Issue price	Today's Rate	Exp. Date	Duration (years)	Note	Coupon		Trading Unit	Corporate Bonds	Accrued Int.	Yield.T.Mat	Price min	Price max	Closing price	Previous closing price/date	Volume	Transactions Value	Last order		ear min	Year max		
							Common	Preferred											Price	Buy / Sell			Date	
130,000	1,000.00	1,000.00	6.00	27/02/2029	5	---	1	---	1	INTRALOT S.A. (Non Convertible)	12.1667	5.6710	101.0000	101.0000	101.0000	101.0380	02/05/2024	3,000	3,066.50	100.5100	B	38/05/2024	100.0050	101.9000
320,000	1,000.00	1,000.00	3.40	21/07/2027	7	---	8	---	1	LAMDA DEVELOPMENT S.A. (Non Convertible)	10.2944	4.8210	94.2000	94.8000	94.2360	94.6580	02/05/2024	50,000	47,632.74	94.2100	B	38/05/2024	92.0000	97.1500
200,000	1,000.00	1,000.00	2.10	27/10/2027	7	---	8	---	1	O.P.A.P. S.A. (Non Convertible)	0.6417	3.7480	93.0500	94.0000	94.0000	94.2000	02/05/2024	4,000	3,750.07	93.1100	B	38/05/2024	90.5800	95.0000
200,000	1,000.00	1,000.00	1.90	23/03/2028	7	---	7	---	1	MOTOR OIL CORINTH REFINERIES SA (Non Convertible)	2.3750	4.0020	91.8500	92.1000	92.0406	91.7870	02/05/2024	16,000	14,764.50	91.8500	B	38/05/2024	90.5000	92.7000
100,000	1,000.00	1,000.00	2.95	11/02/2027	5	---	5	---	1	SAFE BULKERS PARTICIPATIONS PLC (Non Convertible)	7.2111	4.8020	94.0000	94.7900	94.6320	94.0000	02/05/2024	5,000	4,767.66	94.0000	B	38/05/2024	93.3364	97.0000
230,000	1,000.00	1,000.00	4.70	12/07/2029	7	---	4	---	1	LAMDA DEVELOPMENT S.A. (Non convertible)	15.5361	4.5370	98.8500	99.1000	99.0172	99.0000	02/05/2024	32,000	32,182.66	98.9500	B	38/05/2024	98.3500	101.2000
100,000	1,000.00	1,000.00	4.40	26/07/2029	7	---	4	---	1	CPLP SHIPPING HOLDINGS PLC (Non Convertible)	12.8333	4.3990	98.4000	98.7000	98.5000	98.7000	02/05/2024	4,000	3,991.33	98.0001	B	38/05/2024	95.0948	100.2438
199,375	1,000.00	1,000.00	3.60	12/03/2026	7	---	11	---	1	AEGEAN AIRLINES S.A. (Non Convertible)	5.9000	3.9970	98.0000	98.0000	98.0000	98.4230	30/04/2024	14,000	13,802.60	98.0000	B	38/05/2024	97.1458	99.3000
150,000	1,000.00	1,000.00	2.60	22/10/2026	7	---	10	---	1	TERNA ENERGY FINANCE S.A. (Non Convertible)	1.3000	3.9560	94.1000	95.8499	95.8499	94.3180	02/05/2024	13,000	12,319.90	94.1000	B	38/05/2024	92.8293	95.8499
500,000	1,000.00	1,000.00	2.75	03/07/2027	7	---	8	---	1	GEK TERNA S.A. (Non Convertible)	9.7778	5.1120	92.0000	92.3000	92.0000	91.9930	02/05/2024	10,000	9,303.78	91.8201	B	38/05/2024	91.5500	94.0000
200,000	1,000.00	1,000.00	4.25	23/01/2029	5	---	1	---	1	AUTOHELLAS S.A. (Non Convertible)	12.7500	4.1970	99.0500	100.0000	100.0000	98.9000	02/05/2024	3,000	3,028.75	99.2500	B	38/05/2024	97.5000	101.0000
175,000	1,000.00	1,000.00	3.40	26/07/2024	5	---	10	---	1	ATTICA HOLDINGS S.A. (Non Convertible)	9.9167	3.9040	---	---	---	99.7500	02/05/2024	---	---	99.1001	B	38/05/2024	98.5000	99.7500
100,000	1,000.00	1,000.00	2.70	25/05/2026	5	---	6	---	1	COSTAMARE PARTICIPATIONS PLC (Non Convertible)	12.3750	4.8190	95.0000	95.9000	95.2667	94.9030	02/05/2024	9,000	8,685.38	94.8500	B	38/05/2024	94.2567	97.0000
300,000	1,000.00	1,000.00	2.30	20/07/2028	7	---	6	---	1	PRODEA REIC S.A.(Non Convertible)	6.9639	4.8140	89.7500	90.2000	90.0000	89.8900	02/05/2024	21,000	19,052.24	90.0000	B	38/05/2024	86.1234	92.3500
150,000	1,000.00	1,000.00	2.65	22/10/2026	5	---	6	---	1	CPLP SHIPPING HOLDINGS PLC (Non Convertible)	1.3250	4.9320	94.0000	94.5000	94.1885	94.0000	02/05/2024	20,000	18,864.20	94.2000	B	38/05/2024	93.0000	95.0000
250,000	1,000.00	1,000.00	2.45	16/11/2028	7	---	5	---	1	ELVALHALCOR S.A. (Non Convertible)	11.9778	4.4050	91.5000	92.5000	91.5000	91.5400	02/05/2024	39,000	36,162.14	91.3000	B	38/05/2024	88.4206	93.3000
120,000	1,000.00	1,000.00	2.65	06/12/2028	7	---	5	---	1	NOVAL PROPERTY REIC (Non Convertible)	11.4833	4.3850	92.2000	92.9000	92.2000	92.0360	02/05/2024	27,000	25,211.05	92.0000	B	38/05/2024	88.5000	93.2000
300,000	1,000.00	1,000.00	2.30	14/12/2028	7	---	5	---	1	GEK TERNA S.A. (Non Convertible)	9.4556	5.2460	87.8500	88.4000	87.8501	87.7630	02/05/2024	42,000	37,370.64	87.8500	B	38/05/2024	85.0000	90.9000

## Corporate Bonds Notes

Transactions Volume = (Pieces) \* (Nominal Price). Transactions Value = (Pieces) \* (Nominal Price) \* (price %) + (Accrued interest).

The price of a Bond is stated as a percentage (%) of Bond's Nominal Price.

Nominal Price in Euros (€), except if it is noted differently.

## Non Convertible Corporate Bonds - Regulated Market

Num Listed Bonds	Nominal price	Issue price	Today's Rate	Exp. Date	Duration (years)	Note	Coupon		Trading Unit	Corporate Bonds	Accrued Int.	Yield.T.Mat	Price min	Price max	Closing price	Previous closing price/date	Volume	Transactions Value	Last order			ear min	Year max	
							Common	Preferred											Price	Buy / Sell	Date			
100,000	1,000.00	1,000.00	2.80	25/01/2027	5	---	5	---	1	PREMIA S.A. (Non Convertible)	8.2444	5.3680	92.5309	93.0004	93.0004	92.5310	02/05/2024	21,000	19,609.33	93.0004	B	08/05/2024	90.9974	97.8048
500,000	1,000.00	1,000.00	4.00	10/07/2030	7	---	2	---	1	MYTILINEOS S.A. (Non Convertible)	13.4444	3.9410	99.5100	99.7000	99.6325	99.8970	02/05/2024	66,000	66,640.62	99.5500	B	08/05/2024	98.3001	100.6000
120,000	1,000.00	1,000.00	3.95	04/04/2025	7	---	13	---	1	GEK TERNA S.A. (Non Convertible)	3.9500	3.6780	99.1000	99.5000	99.4429	99.4330	02/05/2024	21,000	20,965.95	99.2000	B	08/05/2024	98.6000	99.8000
100,000	1,000.00	1,000.00	5.50	15/12/2028	5	---	1	---	1	IDEAL HOLDINGS S.A. (Non Convertible)	22.4583	4.4820	103.5000	103.6000	103.5500	103.6000	02/05/2024	2,000	2,115.92	103.0000	B	08/05/2024	100.6502	104.1000

## Corporate Bonds Notes

Transactions Volume = (Pieces) \* (Nominal Price). Transactions Value = (Pieces) \* (Nominal Price) \* (price %) + (Accrued interest).

The price of a Bond is stated as a percentage (%) of Bond's Nominal Price.

Nominal Price in Euros (€), except if it is noted differently.

## Government Bonds

Number Listed Bonds	Nominal price	Today's Rate	Accrued Interest Calc	Exp. Date [1]	Duration (years)	Note	Coupons Date	Curr. coupon value	Trading Unit	Government Bonds	Price min	Price max	Closing price	Previous closing price/date	Volume	Transactions Value	Price	Last order Buy / Sell	Date
3,000,000	1,000.00	4.13	Actual/Actual	15/06/2054	30	---	15/06	4.13	1	GGB-FXD-150654-30Y-4.125-1.000	---	---	---	---	---	---	---	---	---
4,700,000	1,000.00	1.88	Actual/Actual	04/02/2035	15	---	04/02	1.88	1	GGB-FXD-040235-15Y-1.875-1.000	---	---	---	---	---	---	---	---	---
6,000,000	1,000.00	0.75	Actual/Actual	18/06/2031	10	---	18/06	0.75	1	GGB-FXD-180631-10Y-0.750-1.000	---	---	---	---	---	---	---	---	---
3,600,000	1,000.00	3.88	Actual/Actual	15/06/2028	5	---	15/06	3.88	1	GGB-FXD-150628-05Y-3.875-1.000	---	---	---	---	---	---	---	---	---
5,962,747,327	1.00	3.75	Actual/Actual	30/01/2028	10	---	/02 - 01/02 - 31/	3.75	1	GGB-FXD-300128-10Y-3.750-1.000	---	---	---	85.4610 13/07/2018	---	---	1.0000	B	28/11/2018
7,067,309,386	1.00	3.90	Actual/Actual	30/01/2033	15	---	/02 - 01/02 - 31/	3.90	1	GGB-FXD-300133-15Y-3.900-1.000	---	---	---	78.6730 13/07/2018	---	---	1.0000	B	28/11/2018
5,622,848,349	1.00	4.00	Actual/Actual	30/01/2037	19	---	/02 - 01/02 - 31/	4.00	1	GGB-FXD-300137-19Y-4.000-1.000	---	---	---	77.0370 13/07/2018	---	---	1.0000	B	28/11/2018
5,476,770,669	1.00	4.20	Actual/Actual	30/01/2042	24	---	/02 - 01/02 - 31/	4.20	1	GGB-FXD-300142-24Y-4.200-1.000	---	---	---	77.7640 13/07/2018	---	---	1.0000	B	28/11/2018
4,000,000	1,000.00	3.38	Actual/Actual	15/06/2034	10	---	15/06	3.38	1	GGB-FXD-150634-10Y-3.375-1.000	---	---	---	---	---	---	---	---	---
40,248,141	1.00	4.30	Actual/Actual	24/02/2025	13	---	24/02	4.30	1	GGB-FXD-240225-13Y-2.000-1.000	---	---	---	10.0000 22/06/2015	---	---	---	---	---
59,586,043	1.00	4.30	Actual/Actual	24/02/2026	14	---	24/02	4.30	1	GGB-FXD-240226-14Y-2.000-1.000	---	---	---	10.0000 22/06/2015	---	---	---	---	---
41,118,344	1.00	4.30	Actual/Actual	24/02/2027	15	---	24/02	4.30	1	GGB-FXD-240227-15Y-2.000-1.000	---	---	---	10.0000 22/06/2015	---	---	---	---	---
45,137,734	1.00	4.30	Actual/Actual	24/02/2028	16	---	24/02	4.30	1	GGB-FXD-240228-16Y-2.000-1.000	---	---	---	10.0000 22/06/2015	---	---	---	---	---
61,768,888	1.00	4.30	Actual/Actual	24/02/2029	17	---	24/02	4.30	1	GGB-FXD-240229-17Y-2.000-1.000	---	---	---	10.0000 22/06/2015	---	---	---	---	---
54,567,744	1.00	4.30	Actual/Actual	24/02/2030	18	---	24/02	4.30	1	GGB-FXD-240230-18Y-2.000-1.000	---	---	---	10.0000 22/06/2015	---	---	---	---	---
37,541,515	1.00	4.30	Actual/Actual	24/02/2031	19	---	24/02	4.30	1	GGB-FXD-240231-19Y-2.000-1.000	---	---	---	10.0000 22/06/2015	---	---	---	---	---
37,558,317	1.00	4.30	Actual/Actual	24/02/2032	20	---	24/02	4.30	1	GGB-FXD-240232-20Y-2.000-1.000	---	---	---	10.0000 22/06/2015	---	---	---	---	---
37,473,732	1.00	4.30	Actual/Actual	24/02/2033	21	---	24/02	4.30	1	GGB-FXD-240233-21Y-2.000-1.000	---	---	---	10.0000 22/06/2015	---	---	---	---	---
33,888,293	1.00	4.30	Actual/Actual	24/02/2034	22	---	24/02	4.30	1	GGB-FXD-240234-22Y-2.000-1.000	---	---	---	10.0000 22/06/2015	---	---	---	---	---
35,177,800	1.00	4.30	Actual/Actual	24/02/2035	23	---	24/02	4.30	1	GGB-FXD-240235-23Y-2.000-1.000	---	---	---	10.0000 22/06/2015	---	---	---	---	---
35,547,268	1.00	4.30	Actual/Actual	24/02/2036	24	---	24/02	4.30	1	GGB-FXD-240236-24Y-2.000-1.000	---	---	---	10.0000 22/06/2015	---	---	---	---	---
40,246,306	1.00	4.30	Actual/Actual	24/02/2037	25	---	24/02	4.30	1	GGB-FXD-240237-25Y-2.000-1.000	---	---	---	10.0000 22/06/2015	---	---	---	---	---
37,643,952	1.00	4.30	Actual/Actual	24/02/2038	26	---	24/02	4.30	1	GGB-FXD-240238-26Y-2.000-1.000	---	---	---	10.0000 22/06/2015	---	---	---	---	---
36,977,100	1.00	4.30	Actual/Actual	24/02/2039	27	---	24/02	4.30	1	GGB-FXD-240239-27Y-2.000-1.000	---	---	---	10.0000 22/06/2015	---	---	---	---	---
41,615,000	1.00	4.30	Actual/Actual	24/02/2040	28	---	24/02	4.30	1	GGB-FXD-240240-28Y-2.000-1.000	---	---	---	10.0000 22/06/2015	---	---	---	---	---
42,227,208	1.00	4.30	Actual/Actual	24/02/2041	29	---	24/02	4.30	1	GGB-FXD-240241-29Y-2.000-1.000	---	---	---	10.0000 22/06/2015	---	---	---	---	---
68,288,487	1.00	4.30	Actual/Actual	24/02/2042	30	---	24/02	4.30	1	GGB-FXD-240242-30Y-2.000-1.000	---	---	---	10.0000 22/06/2015	---	---	---	---	---
4,000,000	1,000.00	3.88	Actual/Actual	12/03/2029	10	---	12/03	3.88	1	GGB-FXD-120329-10Y-3.875-1.000	---	---	---	---	---	---	100.0000	B	15/10/2019
4,500,000	1,000.00	0.00	Actual/Actual	12/02/2026	5	---	12/02	0.00	1	GGB-FXD-120226-05Y-3.000-1.000	---	---	---	---	---	---	---	---	---
2,209,163	1,000.00	3.38	Actual/Actual	15/02/2025	7	---	15/02	3.38	1	GGB-FXD-150225-07Y-3.375-1.000	---	---	---	---	---	---	---	---	---
964,000	1,000.00	3.25	Actual/Actual	20/03/2025	6	---	20/03	3.25	1	GGB-FXD-200325-06Y-3.250-1.000	---	---	---	---	---	---	---	---	---
2,100,000	1,000.00	3.55	Actual/Actual	20/03/2026	7	---	20/03	3.55	1	GGB-FXD-200326-07Y-3.550-1.000	---	---	---	---	---	---	---	---	---
5,500,000	1,000.00	1.50	Actual/Actual	18/06/2030	10	---	18/06	1.50	1	GGB-FXD-180630-10Y-1.500-1.000	---	---	---	---	---	---	---	---	---
3,500,000	1,000.00	4.38	Actual/Actual	18/07/2038	15	---	18/07	4.38	1	GGB-FXD-180738-15Y-4.375-1.000	---	---	---	---	---	---	---	---	---

## Government Bonds Notes

Transactions Volume = (Pieces) \* (Nominal Price). Transactions Value = (Pieces) \* (Nominal Price) \* (price %) + (Accrued interest).

The Value of current coupon for the issues with NV 0.01 euro refers to NV 100 euros

FLR: Floating Interest Rate.

[1] - The Expiration Date of the interest bearing period and the Date for coupon payment.

## Government Bonds

Number Listed Bonds	Nominal price	Today's Rate	Accrued Interest Calc	Exp. Date [1]	Duration (years)	Note	Coupons Date	Curr. coupon value	Trading Unit	Government Bonds	Price min	Price max	Closing price	Previous closing price/date	Volume	Transactions Value	Price	Last order Buy / Sell	Date	
40,000	1,000.00	4.67	FLR	Actual/360	18/09/2024	1	---	18/09 - 19/03	---	1	GGB-FLT-180924-01Y-4.670-1.000	---	---	---	---	---	---	---	---	---
5,364,250	1,000.00	3.25		Actual/Actual	20/03/2050	30	---	20/03	3.25	1	GGB-FXD-200350-30Y-3.250-1.000	---	---	---	---	---	---	---	---	---
3,924,361	1,000.00	2.00		Actual/Actual	22/04/2027	7	---	22/04	2.00	1	GGB-FXD-220427-07Y-2.000-1.000	---	---	---	---	---	99.9000	B	22/04/2020	
2,500,000	1,000.00	1.88		Actual/Actual	23/07/2026	7	---	23/07	1.88	1	GGB-FXD-230726-07Y-1.875-1.000	---	---	---	---	---	---	---	---	---
4,900,000	1,000.00	4.25		Actual/Actual	15/06/2033	10	---	15/06	4.25	1	GGB-FXD-150633-10Y-4.250-1.000	---	---	---	---	---	---	---	---	---
3,500,000	1,000.00	1.88		Actual/Actual	24/01/2052	30	---	24/01	1.88	1	GGB-FXD-240152-30Y-1.875-1.000	---	---	---	---	---	---	---	---	---
3,700,000	1,000.00	1.75		Actual/Actual	18/06/2032	10	---	18/06	1.75	1	GGB-FXD-180632-10Y-1.750-1.000	---	---	---	---	---	---	---	---	---
2,200,000	1,000.00	1.13	FLR	Actual/360	15/12/2027	5	---	- 15/12 - 15/03 -	---	1	GGB-FLT-151227-05Y-1.130-1.000	---	---	---	---	---	102.1600	B	30/12/2022	

## Government Bonds Notes

Transactions Volume = (Pieces) \* (Nominal Price). Transactions Value = (Pieces) \* (Nominal Price) \* (price %) + (Accrued interest).

The Value of current coupon for the issues with NV 0.01 euro refers to NV 100 euros

FLR: Floating Interest Rate.

[1] - The Expiration Date of the interest bearing period and the Date for coupon payment.

Treasury Bills & Zero Coupon Government Bonds

Issue Date	13-Week Maturity									26-Week Maturity									52-Week Maturity								
	Exp. Date	Initial Rate	Num Listed Bonds	Nominal price	Issue price	Last Trade Price	Last Trade Date	Volume Traded	Note	Exp. Date	Initial Rate	Num Listed Bonds	Nominal price	Issue price	Last Trade Price	Last Trade Date	Volume Traded	Note	Exp. Date	Initial Rate	Num Listed Bonds	Nominal price	Issue price	Last Trade Price	Last Trade Date	Volume Traded	Note
09/06/2023	---	---	---	---	---	---	---	---	---	---	---	---	---	---	---	---	---	---	07/06/2024	3.84	1,600,000	1,000.00	962.60	---	---	---	---
08/09/2023	---	---	---	---	---	---	---	---	---	---	---	---	---	---	---	---	---	---	06/09/2024	3.81	812,500	1,000.00	962.90	---	---	---	---
08/12/2023	---	---	---	---	---	---	---	---	---	---	---	---	---	---	---	---	---	---	06/12/2024	3.70	600,000	1,000.00	963.90	---	---	---	---
08/03/2024	---	---	---	---	---	---	---	---	---	---	---	---	---	---	---	---	---	---	07/03/2025	3.73	812,500	1,000.00	963.70	---	---	---	---

Bonds in Circulation	Currency / Min nominal traded Value	Coupons Payment Date	Current Coupon Value	Note	Coupon	Trading Unit	Issue Date	Duration (years)	Today's Interest	A.I.C in days	Bonds	Last price of previous days		Last Outcry in Cash (euro)			Trades in Pieces	Life min	Life Max
												Price	Buy / Sell	Date	Price	Buy / Sell			
<b>Corporate Bonds in Foreign Currency and Euro</b>																			
103,746	GBP / 10	01/12	0.25	---	65	1	01/12/1930	98	2.5	360	National Mortgage Bank	2.27	05/02/1996	2.27	S	05/02/1996	---	2.27	2.27
0	GBP / 10	01/12	0.25	---	67	1	01/12/1928	100	2.5	360	National Mortgage Bank	---	---	---	---	---	---	---	---

## Government Bonds Notes

A.I.C: Accrued Interest Calculation base.

FLR: Floating Interest Rate.

The minimum tradeable Nominal Value for all Demeterialised Government Titles is 100 Euros.

(μφρ-0)

## Athex &amp; ATHEXClear Members List

Member Name				Stock Market			Derivatives Market		ATHEXClear Member	
	Address	Phone	Fax	Market Member	Remote Member	Market Maker	Proprietary	Market Maker	General Clearing	Direct Clearing
A. SARRIS SECURITIES S.A.				a						
6, ΔΡΑΓΑΤΣΑΝΙΟΥ 6 ΑΘΗΝΑ	2103367700									
AEONIC SECURITIES C.I.F. P.L.C.				a						
, ΛΑΪΟΥ 6, ΓΡ. 301B, ANNA COURT	35725337600									
ALPHA BANK S.A.									a	
, ΣΤΑΔΙΟΥ 40 ΑΘΗΝΑ	2103260000									
ALPHA FINANCE INVESTMENT SERVICES SINGLE MEMBER SA				a		a	a	a		a
5, ΠΑΝΕΠΙΣΤΗΜΙΟΥ 45 ΑΘΗΝΑ	2103677400									
ARGUS STOCKBROKERS LTD				a	a		a			
25, 25 ΛΕΩΦΟΡΟΣ ΔΗΜΟΣΘΕΝΗ ΣΕΒΕΡΗ	0035722717000									
ATHLOS CAPITAL INVESTMENT SERVICES LTD					a					
, 17 STASINOU AVENUE, BEDIZIA TOWER, 6TH & 7TH FL.	35722110777									
ATLANTIC SECURITIES LTD				a	a					
37, ΠΡΟΔΡΟΜΟΥ 37	0035722445400									
AXON SECURITIES S.A.				a			a			
48, ΣΤΑΔΙΟΥ 48 ΑΘΗΝΑ	2103363800									
BETA SECURITIES S.A.				a		a	a			a
29, ΑΛΕΞΑΝΔΡΑΣ 29 ΑΘΗΝΑ	210 6478900									
BNP PARIBAS S.A.									a	
, ΛΑΜΨΑΚΟΥ 2 ΑΘΗΝΑ	2107468525									
BOFA SECURITIES EUROPE SA				a	a					
, 51 RUE LA BOÉTIE	+33 153655555									
CAPITAL SECURITIES S.A.				a			a			
58, ΜΗΤΡΟΠΟΛΕΩΣ 58 ΑΘΗΝΑ	2103369700									
CITIGROUP GLOBAL MARKETS EUROPE AG				a	a					
16, REUTERWEG 16	+49 691366-0									
CITIGROUP GLOBAL MARKETS LIMITED				a						
1, 33 CANADA SQUARE - CANARY WHARF	+44 02079864000									
CREDIT SUISSE BANK (EUROPE), S.A.				a						
, CALLE AYALA 42, 3A PLANTA-B MADRID	+34917916000									
CREDIT SUISSE SECURITIES (EUROPE) LIMITED				a						
1, ONE CABOT SQUARE LONDON	+44 2078888888									
CYCLOS SECURITIES S.A.				a			a			
39, ΧΑΡΙΛΑΟΥ ΤΡΙΚΟΥΠΗ 6-8-10 ΑΘΗΝΑ	2103364300									
DEUTSCHE BANK S.A.					a					
1, GREAT WINCHESTER STREET LONDON	+44 20 754 54209	00441133361437								
EUROBANK EQUITIES INVESTMENT FIRM SINGLE MEMBER SA				a		a	a	a		a
, ΦΙΛΕΛΗΝΩΝ 10 & ΞΕΝΟΦΩΝΤΟΣ 13 ΑΘΗΝΑ	2103720425									
EUROBANK S.A.									a	
, ΟΘΩΝΟΣ 8 ΑΘΗΝΑ	2144043907									
EUROCORP INVESTMENT SERVICES S.A.				a			a			a
14, ΠΛ.ΦΙΛΙΚΗΣ ΕΤΑΙΡΕΙΑΣ 14 ΑΘΗΝΑ	2107263600									
EUROTRUST INVESTMENT FIRM SA				a						
113, ΣΕΒΑΣΤΟΥΠΟΛΕΩΣ 113 ΑΘΗΝΑ	2103363100									
EUROXX SECURITIES S.A.				a		a	a	a		a
7, ΠΑΛΑΙΟΛΟΓΟΥ ΧΑΛΑΝΔΡΙ	(210)-6879400	(210)-6879401								
7, ΠΑΛΕΟΛΟΓΟΥ ΧΑΛΑΝΔΡΙ	+30 2106879400	210-6879401								
FREEDOM FINANCE EUROPE LTD				a	a					
, ΧΡΙΣΤΑΚΗ ΚΡΑΝΟΥ 20	035725257786									
G. A. PERVANAS SECURITIES- INVESTMENT SERVICES S.A.				a						
7-9, ΣΟΦΟΚΛΕΟΥΣ 7-9 ΑΘΗΝΑ	2103727200									
GLOBAL CAPITAL SECURITIES & FINANCIAL SERVICES LTD				a	a					
50, ΛΑΡΧΙΕΠΙΣΚΟΠΟΥ ΜΑΚΑΡΙΟΥ Γ50	0035722710710									
GREENPOST TRADING EUROPE LTD				a	a	a				
, ΚΙΜΩΝΟΣ 3, ACROPOLIS MANSIONS, 2ND FLOOR, FLAT/OFFICE 202	035722521389									
HELLENIC AMERICAN SECURITIES S.A.				a		a	a			a
27, ΑΝΔΡΕΑ ΠΑΠΑΝΔΡΕΟΥ 27 ΜΑΡΟΥΣΙ	2103311100									
HELLENIC BANK (INVESTMENTS) LTD					a					
, ΑVE.ΚΥΡΙΑΚΟΥ ΜΑΤΣΙ 31 - ΡΟ ΒΟΧ 24747 ΝΙΟΣΙΑ	+357 22500100	357 22500110								
HSBC CONTINENTAL EUROPE									a	
109-111, ΑΜΕΣΟΓΕΙΩΝ 109-111	2106960000									
INDEX SECURITIES S.A.				a						
6, ΔΡΑΓΑΤΣΑΝΙΟΥ 6 ΑΘΗΝΑ	2103213920									



## Athex &amp; ATHEXClear Members List

Member Name				Stock Market			Derivatives Market		ATHEXClear Member	
	Address	Phone	Fax	Market Member	Remote Member	Market Maker	Proprietary	Market Maker	General Clearing	Direct Clearing
J. CHR. MAVRIKIS SECURITIES S.A.				a						
5, ΣΟΦΟΚΛΕΟΥΣ 5 ATHINA	2103216730									
KAPPA SECURITIES S.A.				a			a			
15, ΒΑΛΑΩΡΙΤΟΥ 15 ATHINA	2103678600									
KARAMANOF SECURITIES & INVESTMENT SERVICES S.A.				a						
2, ΠΛ.ΑΓ.ΘΕΟΔΩΡΩΝ 2 ATHINA	2103212947									
LAIKI FINANCIAL SERVICES LTD					a					
26, AVE. VYRONOS NICOSIA	357 22367367	357 22718567								
LEON DEPOLAS SECURITIES S.A.				a		a	a			
1, ΧΡΗΣΤΟΥ ΛΑΔΑ 1 ATHINA	2103213276 -28									
MEGA EQUITY SECURITIES & FINANCIAL SERVICES PUBLIC LTD				a	a		a			
42-44, ΛΕΩΦ.ΓΡΙΒΑ ΔΙΓΕΝΗ 42-44	0035722711711									
MERIT SECURITIES S.A				a		a	a			a
5, ΣΟΦΟΚΛΕΟΥΣ 5 ATHINA	2141008814									
MERRILL LYNCH INTERNATIONAL				a						
2, 2 KING EDWARD STREET LONDON	+44 20276281000									
N. CHRYSOCHOIDIS SECURITIES S.A.				a			a			a
7-9, ΣΟΦΟΚΛΕΟΥΣ 7-9 ATHINA	2103213913									
NATIONAL BANK OF GREECE S.A.				a		a	a		a	
86, ΑΙΟΛΟΥ STR. ATHINA	(210)-3341000	(210)-3228187								
68, ΑΚΑΔΙΜΙΑΣ STR. ATHINA	(210)-3328817	(210)-3328678								
NATIONAL SECURITIES SINGLE MEMBER SA				a		a	a	a		
66, ΛΕΩΦΟΡΟΣ ΑΘΗΝΩΝ 128-132 & ΙΦΙΓΕΝΙΑΣ ATHINA	2103328784									
NUNTIUS BROKERAGE AND INVESTMENT SERVICES SINGLE MEMBER S.A.				a						
6, ΔΡΑΓΑΤΣΑΝΙΟΥ 6 ATHINA	2103350599									
ONE PLUS CAPITAL LIMITED				a	a					
, 75 PRODROMOU AVENUE NICOSIA 1307	35722873760									
OPTIMA BANK S.A.				a		a	a	a	a	
, ΑΙΓΙΑΛΕΙΑΣ 32 & ΠΑΡΑΔΕΙΣΟΥ ΜΑΡΟΥΣΙ	210 8173000									
PANCRETA BANK S.A									a	
, ΙΚΑΡΟΥ 5	2810338746									
PANTELAKIS SECURITIES S.A.				a		a	a	a		
57, ΕΘΝΙΚΗΣ ΑΝΤΙΣΤΑΣΕΩΣ 57, ΚΤΙΠΙΟ Β CHALANDRI	2106965000									
PIRAEUS BANK S.A.				a			a		a	
, ΑΜΕΡΙΚΗΣ 4 ATHINA	2103335000									
PIRAEUS SECURITIES S. A.				a		a	a	a		a
10, ΣΤΑΔΙΟΥ 10 ATHINA	2103354100									
PROCHOICE SECURITIES LTD				a	a					
57, ΛΕΩΦ.ΣΠΥΡΟΥ ΚΥΠΡΙΑΝΟΥ 57, ΑΚΙΝΗΤΑ Φ	035724661192									
SHARELINK SECURITIES & FINANCIAL SERVICES LTD				a			a			
6, HOUSE-ΘΕΟΤΟΚΗ 6 ΜΕΓΑΡΟ ΕΛΛΗΝΑ	+357 22554200									
SOCIETE GENERALE S.A.				a	a		a			
, 17 COURS VALMY, CEDEX	+157290504									
SOLIDUS SECURITIES S.A				a			a			a
64, ΛΟΥΙΖΗΣ ΠΙΑΝΚΟΥΡ 64 ATHINA	2106900600									
ST. EM. LAVRENTAKIS SECURITIES S.A.				a			a			
7-9, ΣΟΦΟΚΛΕΟΥΣ 7-9 ATHINA	2103213336									
THE CYPRUS INVESTMENT & SECURITIES CORPORATION LTD				a	a					
154, 1 AG. PROKOPIOU & POSIDONOS 1ST FLOOR	0035722121700									
UBS EUROPE SE				a	a					
, OPERNTURM, BOCKENHEIMER LANDSTRASSE 2-4	496921790									
UBS LIMITED					a					
1, FINSBURY AVENUE LONDON	+44 2075687135									
VIGOR FINANCE INVESTMENT SERVICES S.A.				a			a			
, ΨΥΧΑΡΗ 14 Ν. PSYCHIKO	2106718400									

## List of Stocks under Market Making operations

Securities	Market Maker	Start Market Making	Stock Category	Suspension Status
<b>MLS MULTIMEDIA SA (CR)</b>				
	PIRAEUS SECURITIES S. A.	01/08/2019		
<b>ALPHA ETF FTSE Athex Large Cap</b>			Exchange Traded Funds (ETFs)	
	ALPHA FINANCE INVESTMENT SERVICES SINGLE MEMBER SA	02/01/1900		
	NATIONAL SECURITIES SINGLE MEMBER SA	02/01/1900		
<b>ADMIE (IPTO) HOLDING S.A. (CR)</b>			Main Market	
	EUROBANK EQUITIES INVESTMENT FIRM SINGLE MEMBER SA	24/05/2021		
	HELLENIC AMERICAN SECURITIES S.A.	09/03/2020		
	PIRAEUS SECURITIES S. A.	29/06/2017		
<b>AEGEAN AIRLINES (CR)</b>			Main Market	
	EUROBANK EQUITIES INVESTMENT FIRM SINGLE MEMBER SA	22/09/2020		
<b>ALPHA SERVICES HOLD (CR)</b>			Main Market	
	ALPHA FINANCE INVESTMENT SERVICES SINGLE MEMBER SA	29/02/2016		
	EUROBANK EQUITIES INVESTMENT FIRM SINGLE MEMBER SA	22/10/2006		
	GREENPOST TRADING EUROPE LTD	12/06/2023		
	HELLENIC AMERICAN SECURITIES S.A.	25/07/2014		
	LEON DEPOLAS SECURITIES S.A.	04/01/2016		
	MERIT SECURITIES S.A	03/09/2012		
	NATIONAL SECURITIES SINGLE MEMBER SA	02/01/1900		
	PIRAEUS SECURITIES S. A.	28/05/2009		
<b>ALPHA TRUST HOLDINGS (CR)</b>			Main Market	
	EUROBANK EQUITIES INVESTMENT FIRM SINGLE MEMBER SA	06/02/2023		
	LEON DEPOLAS SECURITIES S.A.	04/01/2021		
<b>ALUMIL (CR)</b>			Main Market	
	PIRAEUS SECURITIES S. A.	31/07/2023		
<b>ANDROMEDA SA (CR)</b>			Main Market	
	BETA SECURITIES S.A.	15/02/2021		
	OPTIMA BANK S.A.	03/04/2023		
<b>ATTICA BANK S.A. (CR)</b>			Main Market	
	EUROXX SECURITIES S.A.	22/01/2016		
<b>AUSTRIACARD (CB)</b>			Main Market	
	BETA SECURITIES S.A.	23/03/2023		
	EUROBANK EQUITIES INVESTMENT FIRM SINGLE MEMBER SA	15/05/2023		
<b>AUTOHELLAS SA (CR)</b>			Main Market	
	ALPHA FINANCE INVESTMENT SERVICES SINGLE MEMBER SA	01/07/2019		
	EUROXX SECURITIES S.A.	02/07/2018		
<b>AVAX S.A. (CR)</b>			Main Market	
	EUROBANK EQUITIES INVESTMENT FIRM SINGLE MEMBER SA	14/12/2015		
	OPTIMA BANK S.A.	04/09/2023		
	PIRAEUS SECURITIES S. A.	01/02/2021		
<b>AVE (CR)</b>			Main Market	
	EUROXX SECURITIES S.A.	05/06/2020		
<b>BRIQ PROPERTIES (CR)</b>			Main Market	
	EUROBANK EQUITIES INVESTMENT FIRM SINGLE MEMBER SA	09/09/2019		
	LEON DEPOLAS SECURITIES S.A.	22/02/2021		
	PIRAEUS SECURITIES S. A.	05/02/2024		
<b>CC HBC AG (CR)</b>			Main Market	
	BETA SECURITIES S.A.	08/03/2021		
	NATIONAL SECURITIES SINGLE MEMBER SA	02/01/1900		
	PIRAEUS SECURITIES S. A.	04/05/2015		
<b>CENERGY HOLDINGS (CB)</b>			Main Market	
	ALPHA FINANCE INVESTMENT SERVICES SINGLE MEMBER SA	02/01/2016		
	EUROBANK EQUITIES INVESTMENT FIRM SINGLE MEMBER SA	02/01/2016		
	OPTIMA BANK S.A.	14/03/2022		
	PANTELAKIS SECURITIES S.A.	27/12/2022		
<b>CNL CAPITAL (CR)</b>			Main Market	
	MERIT SECURITIES S.A	01/10/2018		
<b>DIMAND (CR)</b>			Main Market	
	ALPHA FINANCE INVESTMENT SERVICES SINGLE MEMBER SA	08/08/2022		
	EUROBANK EQUITIES INVESTMENT FIRM SINGLE MEMBER SA	08/08/2022		
	PANTELAKIS SECURITIES S.A.	15/05/2023		
<b>EKTER SA (CR)</b>			Main Market	
	BETA SECURITIES S.A.	26/09/2022		
	EUROBANK EQUITIES INVESTMENT FIRM SINGLE MEMBER SA	16/10/2017		
	LEON DEPOLAS SECURITIES S.A.	21/05/2018		
<b>ELASTRON (CR)</b>			Main Market	
	LEON DEPOLAS SECURITIES S.A.	20/02/2017		

## List of Stocks under Market Making operations

Securities	Stock Category
Market Maker	Start Market Making
<b>ELLAKTOR (CR)</b>	Main Market
ALPHA FINANCE INVESTMENT SERVICES SINGLE MEMBER SA	18/03/2019
EUROBANK EQUITIES INVESTMENT FIRM SINGLE MEMBER SA	01/06/2012
EUROXX SECURITIES S.A.	24/09/2018
NATIONAL SECURITIES SINGLE MEMBER SA	02/01/1900
PIRAEUS SECURITIES S. A.	22/10/2018
<b>ELTON SA (CR)</b>	Main Market
OPTIMA BANK S.A.	30/01/2023
<b>ELVALHALCOR (CR)</b>	Main Market
ALPHA FINANCE INVESTMENT SERVICES SINGLE MEMBER SA	07/05/2018
BETA SECURITIES S.A.	09/01/2023
EUROBANK EQUITIES INVESTMENT FIRM SINGLE MEMBER SA	07/05/2018
<b>EUROBANK HOLDINGS (CR)</b>	Main Market
ALPHA FINANCE INVESTMENT SERVICES SINGLE MEMBER SA	09/01/2006
EUROBANK EQUITIES INVESTMENT FIRM SINGLE MEMBER SA	01/06/2012
GREENPOST TRADING EUROPE LTD	12/06/2023
HELLENIC AMERICAN SECURITIES S.A.	25/07/2014
LEON DEPOLAS SECURITIES S.A.	30/11/2018
MERIT SECURITIES S.A	06/11/2017
NATIONAL SECURITIES SINGLE MEMBER SA	02/01/1900
PIRAEUS SECURITIES S. A.	28/09/2009
<b>EUROCONSULTANTS S.A. (CR)</b>	Main Market
OPTIMA BANK S.A.	01/02/2023
<b>EYDAP S.A. (CR)</b>	Main Market
ALPHA FINANCE INVESTMENT SERVICES SINGLE MEMBER SA	27/01/2020
EUROBANK EQUITIES INVESTMENT FIRM SINGLE MEMBER SA	10/06/2019
<b>FOURLIS (CR)</b>	Main Market
EUROBANK EQUITIES INVESTMENT FIRM SINGLE MEMBER SA	01/12/2016
PIRAEUS SECURITIES S. A.	06/03/2017
<b>GEK TERNA (CR)</b>	Main Market
BETA SECURITIES S.A.	08/03/2021
EUROBANK EQUITIES INVESTMENT FIRM SINGLE MEMBER SA	24/05/2021
PIRAEUS SECURITIES S. A.	29/08/2019
<b>GR. SARANTIS S.A. (CR)</b>	Main Market
BETA SECURITIES S.A.	14/05/2012
EUROBANK EQUITIES INVESTMENT FIRM SINGLE MEMBER SA	24/10/2016
PIRAEUS SECURITIES S. A.	02/04/2024
<b>HELLENIC EXCHANGES-A.S.E. (CR)</b>	Main Market
HELLENIC AMERICAN SECURITIES S.A.	01/09/2014
NATIONAL SECURITIES SINGLE MEMBER SA	02/01/1900
PIRAEUS SECURITIES S. A.	04/05/2015
<b>HELLENIQ ENERGY (CR)</b>	Main Market
ALPHA FINANCE INVESTMENT SERVICES SINGLE MEMBER SA	07/11/2023
EUROBANK EQUITIES INVESTMENT FIRM SINGLE MEMBER SA	01/11/2023
HELLENIC AMERICAN SECURITIES S.A.	14/09/2015
PIRAEUS SECURITIES S. A.	20/03/2017
<b>IDEAL HOLDINGS (CR)</b>	Main Market
EUROBANK EQUITIES INVESTMENT FIRM SINGLE MEMBER SA	07/06/2021
PIRAEUS SECURITIES S. A.	07/06/2021
<b>INTERCONTINENTAL (CR)</b>	Main Market
LEON DEPOLAS SECURITIES S.A.	03/06/2019
<b>INTERLIFE G.C.I.(CR)</b>	Main Market
BETA SECURITIES S.A.	24/10/2022
PIRAEUS SECURITIES S. A.	22/01/2024
<b>INTERWOOD-XYLEMPORIA (CR)</b>	Main Market
EUROBANK EQUITIES INVESTMENT FIRM SINGLE MEMBER SA	05/07/2021
PANTELAKIS SECURITIES S.A.	01/07/2021
<b>INTRAKAT (CR)</b>	Main Market
BETA SECURITIES S.A.	04/10/2021
PANTELAKIS SECURITIES S.A.	10/10/2022
<b>JUMBO SA (CR)</b>	Main Market
BETA SECURITIES S.A.	01/02/2021
EUROBANK EQUITIES INVESTMENT FIRM SINGLE MEMBER SA	25/05/2020
GREENPOST TRADING EUROPE LTD	12/06/2023
MERIT SECURITIES S.A	06/11/2017
PIRAEUS SECURITIES S. A.	06/03/2017
<b>KLOUKINAS - LAPPAS SA (CR)</b>	Main Market
OPTIMA BANK S.A.	02/01/2023

## List of Stocks under Market Making operations

Securities	Stock Category
Market Maker	Start Market Making
<b>KRI-KRI S.A. (CR)</b>	Main Market
EUROBANK EQUITIES INVESTMENT FIRM SINGLE MEMBER SA	07/05/2018
PIRAEUS SECURITIES S. A.	11/12/2023
<b>LAMDA DEVELOPMENT SA (CR)</b>	Main Market
EUROBANK EQUITIES INVESTMENT FIRM SINGLE MEMBER SA	08/12/2014
PANTELAKIS SECURITIES S.A.	06/11/2017
PIRAEUS SECURITIES S. A.	29/06/2017
<b>LAMPASA HOTEL SA (CR)</b>	Main Market
LEON DEPOLAS SECURITIES S.A.	16/01/2017
<b>MOTODYNAMICS S.A. (CR)</b>	Main Market
OPTIMA BANK S.A.	25/08/2023
<b>MOTOR OIL (CR)</b>	Main Market
BETA SECURITIES S.A.	08/03/2021
EUROBANK EQUITIES INVESTMENT FIRM SINGLE MEMBER SA	22/10/2006
GREENPOST TRADING EUROPE LTD	12/06/2023
LEON DEPOLAS SECURITIES S.A.	01/04/2019
MERIT SECURITIES S.A	25/02/2019
NATIONAL SECURITIES SINGLE MEMBER SA	02/01/1900
PIRAEUS SECURITIES S. A.	04/05/2015
<b>MPLE KEDROS (CR)</b>	Main Market
OPTIMA BANK S.A.	08/11/2023
OPTIMA BANK S.A.	16/10/2023
<b>MYTILINEOS (CR)</b>	Main Market
ALPHA FINANCE INVESTMENT SERVICES SINGLE MEMBER SA	15/04/2019
BETA SECURITIES S.A.	11/04/2022
EUROBANK EQUITIES INVESTMENT FIRM SINGLE MEMBER SA	20/09/2017
GREENPOST TRADING EUROPE LTD	12/06/2023
MERIT SECURITIES S.A	25/02/2019
NATIONAL SECURITIES SINGLE MEMBER SA	02/01/1900
PIRAEUS SECURITIES S. A.	04/05/2015
<b>NAFPAKTOS TEXTILE (CR)</b>	Main Market
OPTIMA BANK S.A.	29/01/2024
<b>NATIONAL BANK (CR)</b>	Main Market
ALPHA FINANCE INVESTMENT SERVICES SINGLE MEMBER SA	09/01/2006
EUROBANK EQUITIES INVESTMENT FIRM SINGLE MEMBER SA	22/10/2006
GREENPOST TRADING EUROPE LTD	12/06/2023
HELLENIC AMERICAN SECURITIES S.A.	25/07/2014
LEON DEPOLAS SECURITIES S.A.	20/05/2015
MERIT SECURITIES S.A	03/09/2012
NATIONAL SECURITIES SINGLE MEMBER SA	02/01/1900
PIRAEUS SECURITIES S. A.	08/09/2008
<b>OPAP (CR)</b>	Main Market
ALPHA FINANCE INVESTMENT SERVICES SINGLE MEMBER SA	09/01/2006
EUROBANK EQUITIES INVESTMENT FIRM SINGLE MEMBER SA	22/10/2006
GREENPOST TRADING EUROPE LTD	12/06/2023
HELLENIC AMERICAN SECURITIES S.A.	25/07/2014
MERIT SECURITIES S.A	20/03/2017
NATIONAL SECURITIES SINGLE MEMBER SA	02/01/1900
PIRAEUS SECURITIES S. A.	04/05/2015
<b>OPTIMA BANK (CR)</b>	Main Market
ALPHA FINANCE INVESTMENT SERVICES SINGLE MEMBER SA	12/12/2023
EUROBANK EQUITIES INVESTMENT FIRM SINGLE MEMBER SA	11/12/2023
OPTIMA BANK S.A.	06/11/2023
<b>ORILINA PROPERTIES REIC (CR)</b>	Main Market
EUROBANK EQUITIES INVESTMENT FIRM SINGLE MEMBER SA	11/12/2023
LEON DEPOLAS SECURITIES S.A.	11/12/2023
<b>OTE (CR)</b>	Main Market
ALPHA FINANCE INVESTMENT SERVICES SINGLE MEMBER SA	09/01/2006
EUROBANK EQUITIES INVESTMENT FIRM SINGLE MEMBER SA	22/10/2006
GREENPOST TRADING EUROPE LTD	12/06/2023
HELLENIC AMERICAN SECURITIES S.A.	25/07/2014
LEON DEPOLAS SECURITIES S.A.	20/04/2015
MERIT SECURITIES S.A	20/03/2017
NATIONAL SECURITIES SINGLE MEMBER SA	02/01/1900
PIRAEUS SECURITIES S. A.	08/09/2008
<b>P.P.A. S.A. (CR)</b>	Main Market
EUROBANK EQUITIES INVESTMENT FIRM SINGLE MEMBER SA	06/02/2019

## List of Stocks under Market Making operations

Securities	Stock Category
Market Maker	Start Market Making
<b>PAPOUTSANIS (CR)</b>	Main Market
ALPHA FINANCE INVESTMENT SERVICES SINGLE MEMBER SA	19/11/2018
BETA SECURITIES S.A.	25/11/2013
<b>PETROPOULOS PETROS (CR)</b>	Main Market
EUROBANK EQUITIES INVESTMENT FIRM SINGLE MEMBER SA	01/04/2019
PANTELAKIS SECURITIES S.A.	16/03/2020
<b>PIRAEUS FINANCIAL HOLD (CR)</b>	Main Market
ALPHA FINANCE INVESTMENT SERVICES SINGLE MEMBER SA	15/04/2019
EUROBANK EQUITIES INVESTMENT FIRM SINGLE MEMBER SA	22/10/2006
EUROXX SECURITIES S.A.	15/02/2016
GREENPOST TRADING EUROPE LTD	12/06/2023
HELLENIC AMERICAN SECURITIES S.A.	25/07/2014
LEON DEPOLAS SECURITIES S.A.	30/11/2018
MERIT SECURITIES S.A	16/09/2013
NATIONAL SECURITIES SINGLE MEMBER SA	02/01/1900
PIRAEUS SECURITIES S. A.	16/02/2009
<b>PPC (CR)</b>	Main Market
ALPHA FINANCE INVESTMENT SERVICES SINGLE MEMBER SA	09/01/2006
BETA SECURITIES S.A.	01/02/2021
EUROBANK EQUITIES INVESTMENT FIRM SINGLE MEMBER SA	22/10/2006
GREENPOST TRADING EUROPE LTD	12/06/2023
HELLENIC AMERICAN SECURITIES S.A.	01/09/2014
MERIT SECURITIES S.A	06/11/2017
NATIONAL SECURITIES SINGLE MEMBER SA	02/01/1900
PIRAEUS SECURITIES S. A.	28/09/2009
<b>PREMIA (CR)</b>	Main Market
BETA SECURITIES S.A.	01/06/2021
LEON DEPOLAS SECURITIES S.A.	05/12/2022
PANTELAKIS SECURITIES S.A.	23/12/2021
<b>PROFILE SA (CR)</b>	Main Market
OPTIMA BANK S.A.	03/04/2023
PANTELAKIS SECURITIES S.A.	01/07/2019
<b>QUALITY &amp; RELIABILITY SA (CR)</b>	Main Market
OPTIMA BANK S.A.	03/01/2023
<b>QUEST HOLDINGS (CR)</b>	Main Market
BETA SECURITIES S.A.	26/03/2018
EUROBANK EQUITIES INVESTMENT FIRM SINGLE MEMBER SA	28/01/2019
<b>REVOIL (CR)</b>	Main Market
BETA SECURITIES S.A.	26/06/2023
OPTIMA BANK S.A.	15/04/2024
<b>SIDMA STEEL (CR)</b>	Main Market
OPTIMA BANK S.A.	25/05/2023
<b>SPACE HELLAS SA (CR)</b>	Main Market
MERIT SECURITIES S.A	09/12/2022
<b>TECHNICAL OLYMPIC SA (CR)</b>	Main Market
OPTIMA BANK S.A.	05/07/2023
<b>TERNA ENERGY (CR)</b>	Main Market
EUROBANK EQUITIES INVESTMENT FIRM SINGLE MEMBER SA	24/05/2021
PIRAEUS SECURITIES S. A.	09/12/2019
<b>THRACE PLASTICS SA (CR)</b>	Main Market
ALPHA FINANCE INVESTMENT SERVICES SINGLE MEMBER SA	26/03/2018
LEON DEPOLAS SECURITIES S.A.	28/03/2024
PIRAEUS SECURITIES S. A.	02/04/2024
<b>TITAN CEMENT (CB)</b>	Main Market
BETA SECURITIES S.A.	01/02/2021
EUROBANK EQUITIES INVESTMENT FIRM SINGLE MEMBER SA	06/11/2019
PIRAEUS SECURITIES S. A.	18/01/2021
<b>TRADE ESTATES REIC (CR)</b>	Main Market
EUROBANK EQUITIES INVESTMENT FIRM SINGLE MEMBER SA	08/11/2023
EUROBANK EQUITIES INVESTMENT FIRM SINGLE MEMBER SA	10/11/2023
PANTELAKIS SECURITIES S.A.	08/11/2023
PANTELAKIS SECURITIES S.A.	10/11/2023
<b>TZIRAKIAN PROFIL (CR)</b>	Main Market
LEON DEPOLAS SECURITIES S.A.	19/07/2021
<b>VIOHALCO SA/NV (CB)</b>	Main Market
ALPHA FINANCE INVESTMENT SERVICES SINGLE MEMBER SA	11/03/2008
EUROBANK EQUITIES INVESTMENT FIRM SINGLE MEMBER SA	04/03/2014
MERIT SECURITIES S.A	17/03/2014

Underlying Asset				Derivatives Market													
Price max	Price min	Closing price	change	Delivery Month	Open price	Price max	Price min	Last price	Closing price	Last Bid	Last Ask	Fixing price*	Life high	Life low	Trades	Volume	Open Interest
<b>FTSE/Athex Large Cap</b>				(Trade Unit: 1 Index Point x 2E, Cash Settlement)													
3,589.32	3,523.77	3,582.57	1.67%	May 2024	3,630.00	3,646.00	3,566.50	3,583.00	3,583.00	---	---	---	3,646.00	---	151	465	3,860
				June 2024	3,570.50	3,588.00	3,565.00	3,578.00	3,578.00	---	---	---	3,588.00	---	26	116	185
				July 2024	---	---	---	---	3,539.00	---	---	---	---	---	---	---	---
				September 2024	---	---	---	---	3,551.25	---	---	---	---	---	---	---	---
				December 2024	---	---	---	---	3,569.25	---	---	---	---	---	---	---	---
				March 2025	---	---	---	---	3,587.00	---	---	---	---	---	---	---	---
<b>FTSE/Athex Banks</b>				(Trade Unit: 1 Index Point x 15E, Cash Settlement)													
1,283.12	1,249.43	1,276.67	2.18%	June 2024	1,282.50	1,282.50	1,282.50	1,282.50	1,282.50	---	---	---	1,290.00	---	1	3	899
				September 2024	---	---	---	---	1,259.25	---	---	---	---	---	---	---	---
				December 2024	---	---	---	---	1,265.50	---	---	---	---	---	---	---	---
				March 2025	---	---	---	---	1,271.75	---	---	---	---	---	---	---	---
<b>MSCI GREECE REBASED</b>				(Trade Unit: 1 Index Point x 2E, Cash Settlement)													
5,707.02	5,590.95	5,693.21	1.83%	May 2024	---	---	---	---	5,565.25	---	---	---	5,605.00	---	---	---	10
				June 2024	---	---	---	---	5,568.00	---	---	---	5,604.50	---	---	---	10
				July 2024	---	---	---	---	5,506.25	---	---	---	5,364.00	---	---	---	10
				August 2024	---	---	---	---	5,623.75	---	---	---	---	---	---	---	---
				September 2024	---	---	---	---	5,634.75	---	---	---	---	---	---	---	---
				October 2024	---	---	---	---	5,643.50	---	---	---	---	---	---	---	---
				December 2024	---	---	---	---	5,663.00	---	---	---	---	---	---	---	---
				March 2025	---	---	---	---	5,691.25	---	---	---	---	---	---	---	---

Derivatives notes

Fixing prices and final open positions can be retrieved from the following path <http://www.helex.gr/el/web/guest/statistics-end-of-day-derivatives>

Underlying Asset				Derivatives Market													
Price max	Price min	Closing price	change	Delivery Month	Open price	Price max	Price min	Last price	Closing price	Last Bid	Last Ask	Fixing price*	Life high	Life low	Trades	Volume	Open Interest
<b>ADMIE (IPTO) HOLDING S.A. (CR)</b>				(Contract Size: 100 Securities, Physical Delivery)													
2.24	2.205	2.225	0.68%	June 2024	2.24	2.24	2.24	2.24	2.24	---	---	---	2.44	---	2	33	26,734
				September 2024	---	---	---	---	2.22	---	---	---	2.23	---	---	---	508
				December 2024	---	---	---	---	2.24	---	---	---	---	---	---	---	---
				March 2025	---	---	---	---	2.25	---	---	---	---	---	---	---	---
<b>AEGEAN AIRLINES (CR)</b>				(Contract Size: 100 Securities, Physical Delivery)													
12.87	12.7	12.79	1.11%	June 2024	12.12	12.17	12.12	12.14	12.14	---	---	---	12.77	---	18	66	5,004
				September 2024	---	---	---	---	12.75	---	---	---	---	---	---	---	---
				December 2024	---	---	---	---	12.81	---	---	---	---	---	---	---	---
				March 2025	---	---	---	---	12.88	---	---	---	---	---	---	---	---
<b>ALPHA SERVICES HOLD (CR)</b>				(Contract Size: 100 Securities, Physical Delivery)													
1.628	1.6105	1.6205	2.21%	June 2024	1.61	1.64	1.61	1.63	1.63	---	---	---	1.82	---	219	8,366	162,609
				September 2024	1.64	1.64	1.64	1.64	1.64	---	---	---	1.67	---	4	110	1,452
				December 2024	---	---	---	---	1.61	---	---	---	---	---	---	---	---
				March 2025	---	---	---	---	1.61	---	---	---	---	---	---	---	---
<b>ATHENS INTL AIRPORT (CR)</b>				(Contract Size: 100 Securities, Physical Delivery)													
8.398	8.3	8.3	0.00%	June 2024	8.18	8.19	8.13	8.15	8.15	---	---	---	8.65	---	30	139	1,131
				September 2024	---	---	---	---	8.37	---	---	---	---	---	---	---	---
				December 2024	---	---	---	---	8.41	---	---	---	---	---	---	---	---
				March 2025	---	---	---	---	8.45	---	---	---	---	---	---	---	---
<b>AUTOHELLAS SA (CR)</b>				(Contract Size: 100 Securities, Physical Delivery)													
12.9	12.68	12.74	-0.31%	June 2024	12.79	12.84	12.78	12.78	12.78	---	---	---	13.67	---	4	7	208
				September 2024	---	---	---	---	12.88	---	---	---	---	---	---	---	---
				December 2024	---	---	---	---	12.94	---	---	---	---	---	---	---	---
				March 2025	---	---	---	---	13.01	---	---	---	---	---	---	---	---
<b>AVAX S.A. (CR)</b>				(Contract Size: 100 Securities, Physical Delivery)													
1.502	1.472	1.482	1.37%	June 2024	1.49	1.49	1.49	1.49	1.49	---	---	---	1.72	---	2	13	926
				September 2024	---	---	---	---	1.47	---	---	---	---	---	---	---	---
				December 2024	---	---	---	---	1.48	---	---	---	---	---	---	---	---
				March 2025	---	---	---	---	1.49	---	---	---	---	---	---	---	---
<b>CC HBC AG (CR)</b>				(Contract Size: 100 Securities, Physical Delivery)													
31.48	31.3	31.42	2.01%	June 2024	30.45	30.50	30.45	30.50	30.50	---	---	---	30.50	---	2	2	59
				September 2024	---	---	---	---	31.04	---	---	---	---	---	---	---	---
				December 2024	---	---	---	---	31.20	---	---	---	---	---	---	---	---
				March 2025	---	---	---	---	31.35	---	---	---	---	---	---	---	---

Derivatives notes

Fixing prices and final open positions can be retrieved from the following path <http://www.helex.gr/el/web/guest/statistics-end-of-day-derivatives>

Underlying Asset				Derivatives Market													
Price max	Price min	Closing price	change	Delivery Month	Open price	Price max	Price min	Last price	Closing price	Last Bid	Last Ask	Fixing price*	Life high	Life low	Trades	Volume	Open Interest
<b>CENERGY HOLDINGS (CB)</b>																	
(Contract Size: 100 Securities, Physical Delivery)																	
8.45	8.26	8.35	4.37%	June 2024	8.10	8.42	8.10	8.37	8.37	---	---	---	8.42	---	38	164	4,113
				September 2024	---	---	---	---	8.06	---	---	---	---	---	---	---	---
				December 2024	---	---	---	---	8.10	---	---	---	---	---	---	---	---
				March 2025	---	---	---	---	8.14	---	---	---	---	---	---	---	---
<b>ELLAKTOR (CR)</b>																	
(Contract Size: 100 Securities, Physical Delivery)																	
2.65	2.6	2.6	0.00%	June 2024	2.63	2.66	2.62	2.66	2.66	---	---	---	2.70	---	11	29	4,618
				September 2024	---	---	---	---	2.62	---	---	---	---	---	---	---	---
				December 2024	---	---	---	---	2.63	---	---	---	---	---	---	---	---
				March 2025	---	---	---	---	2.65	---	---	---	---	---	---	---	---
<b>ELVALHALCOR (CR)</b>																	
(Contract Size: 100 Securities, Physical Delivery)																	
2.02	1.95	2.02	3.70%	June 2024	2.00	2.04	1.98	2.04	2.04	---	---	---	2.28	---	48	147	4,035
				September 2024	---	---	---	---	1.98	---	---	---	1.82	---	---	---	50
				December 2024	---	---	---	---	1.97	---	---	---	---	---	---	---	---
				March 2025	---	---	---	---	1.98	---	---	---	---	---	---	---	---
<b>EUROBANK HOLDINGS (CR)</b>																	
(Contract Size: 100 Securities, Physical Delivery)																	
2.046	2.021	2.034	0.69%	June 2024	2.04	2.05	2.03	2.05	2.05	---	---	---	2.05	---	100	3,711	28,796
				September 2024	---	---	---	---	2.04	---	---	---	---	---	---	---	---
				December 2024	---	---	---	---	2.05	---	---	---	---	---	---	---	---
				March 2025	---	---	---	---	2.06	---	---	---	---	---	---	---	---
<b>EYDAP S.A. (CR)</b>																	
(Contract Size: 100 Securities, Physical Delivery)																	
5.83	5.75	5.78	-0.34%	June 2024	---	---	---	---	5.79	---	---	---	6.10	---	---	---	4,348
				September 2024	---	---	---	---	5.85	---	---	---	---	---	---	---	---
				December 2024	---	---	---	---	5.87	---	---	---	---	---	---	---	---
				March 2025	---	---	---	---	5.90	---	---	---	---	---	---	---	---
<b>FOURLIS (CR)</b>																	
(Contract Size: 100 Securities, Physical Delivery)																	
4.19	4.14	4.18	0.12%	June 2024	4.22	4.22	4.18	4.18	4.18	---	---	---	4.38	---	7	15	1,030
				September 2024	---	---	---	---	4.21	---	---	---	---	---	---	---	---
				December 2024	---	---	---	---	4.23	---	---	---	---	---	---	---	---
				March 2025	---	---	---	---	4.25	---	---	---	---	---	---	---	---
<b>GEK TERNA (CR)</b>																	
(Contract Size: 100 Securities, Physical Delivery)																	
16.74	16.52	16.58	0.00%	June 2024	16.72	16.83	16.67	16.74	16.74	---	---	---	17.26	---	43	132	15,723
				September 2024	---	---	---	---	17.02	---	---	---	15.80	---	---	---	30
				December 2024	---	---	---	---	16.79	---	---	---	---	---	---	---	---
				March 2025	---	---	---	---	16.88	---	---	---	---	---	---	---	---

Derivatives notes

Fixing prices and final open positions can be retrieved from the following path <http://www.helex.gr/el/web/guest/statistics-end-of-day-derivatives>



Underlying Asset				Derivatives Market													
Price max	Price min	Closing price	change	Delivery Month	Open price	Price max	Price min	Last price	Closing price	Last Bid	Last Ask	Fixing price*	Life high	Life low	Trades	Volume	Open Interest
<b>HELLENIC EXCHANGES-A.S.E. (CR)</b>				(Contract Size: 100 Securities, Physical Delivery)													
5.24	5.15	5.16	0.19%	June 2024	5.22	5.28	5.20	5.24	5.24	---	---	---	5.71	---	54	228	8,078
				September 2024	---	---	---	---	5.19	---	---	---	---	---	---	---	---
				December 2024	---	---	---	---	5.22	---	---	---	---	---	---	---	---
				March 2025	---	---	---	---	5.24	---	---	---	---	---	---	---	---
<b>HELLENiQ ENERGY (CR)</b>				(Contract Size: 100 Securities, Physical Delivery)													
8.43	8.305	8.33	-0.66%	June 2024	8.42	8.46	8.36	8.36	8.36	---	---	---	8.80	---	68	323	4,739
				September 2024	---	---	---	---	8.45	---	---	---	---	---	---	---	---
				December 2024	---	---	---	---	8.49	---	---	---	---	---	---	---	---
				March 2025	---	---	---	---	8.54	---	---	---	---	---	---	---	---
<b>INTRACOM HOLDINGS (CR)</b>				(Contract Size: 100 Securities, Physical Delivery)													
3.75	3.665	3.665	0.27%	June 2024	3.72	3.75	3.68	3.69	3.69	---	---	---	4.30	---	34	72	8,438
				September 2024	---	---	---	---	3.68	---	---	---	---	---	---	---	---
				December 2024	---	---	---	---	3.70	---	---	---	---	---	---	---	---
				March 2025	---	---	---	---	3.72	---	---	---	---	---	---	---	---
<b>INTRAKAT (CR)</b>				(Contract Size: 100 Securities, Physical Delivery)													
5.45	5.25	5.39	-0.55%	June 2024	5.25	5.25	5.11	5.18	5.18	---	---	---	5.66	---	8	28	2,256
				September 2024	---	---	---	---	5.46	---	---	---	---	---	---	---	---
				December 2024	---	---	---	---	5.49	---	---	---	---	---	---	---	---
				March 2025	---	---	---	---	5.52	---	---	---	---	---	---	---	---
<b>JUMBO SA (CR)</b>				(Contract Size: 100 Securities, Physical Delivery)													
30.1	29.86	30	1.76%	June 2024	29.93	29.93	29.93	29.93	29.93	---	---	---	29.93	---	1	3	166
				September 2024	---	---	---	---	29.71	---	---	---	---	---	---	---	---
				December 2024	---	---	---	---	29.86	---	---	---	---	---	---	---	---
				March 2025	---	---	---	---	30.01	---	---	---	---	---	---	---	---
<b>LAMDA DEVELOPMENT SA (CR)</b>				(Contract Size: 100 Securities, Physical Delivery)													
6.98	6.88	6.95	1.31%	June 2024	6.97	6.97	6.90	6.90	6.90	---	---	---	7.20	---	5	21	7,405
				September 2024	---	---	---	---	6.91	---	---	---	---	---	---	---	---
				December 2024	---	---	---	---	6.95	---	---	---	---	---	---	---	---
				March 2025	---	---	---	---	6.98	---	---	---	---	---	---	---	---
<b>MIG (CR)</b>				(Contract Size: 100 Securities, Physical Delivery)													
4.06	3.9	3.965	-0.63%	June 2024	4.01	4.03	3.98	4.03	4.03	---	---	---	4.25	---	5	25	120
				September 2024	---	---	---	---	4.02	---	---	---	---	---	---	---	---
				December 2024	---	---	---	---	4.04	---	---	---	---	---	---	---	---
				March 2025	---	---	---	---	4.06	---	---	---	---	---	---	---	---

Derivatives notes

Fixing prices and final open positions can be retrieved from the following path <http://www.helex.gr/el/web/guest/statistics-end-of-day-derivatives>

Underlying Asset				Derivatives Market													
Price max	Price min	Closing price	change	Delivery Month	Open price	Price max	Price min	Last price	Closing price	Last Bid	Last Ask	Fixing price*	Life high	Life low	Trades	Volume	Open Interest
<b>MOTOR OIL (CR)</b>				(Contract Size: 100 Securities, Physical Delivery)													
27.44	27.04	27.24	0.07%	June 2024	27.49	27.49	27.49	27.49	27.49	---	---	---	27.99	---	1	2	479
				September 2024	---	---	---	---	27.43	---	---	---	---	---	---	---	---
				December 2024	---	---	---	---	27.57	---	---	---	---	---	---	---	---
				March 2025	---	---	---	---	27.71	---	---	---	---	---	---	---	---
<b>MYTILINEOS (CR)</b>				(Contract Size: 100 Securities, Physical Delivery)													
39.06	38.08	39.06	2.25%	June 2024	38.91	39.23	38.30	39.23	39.23	---	---	---	39.23	---	50	117	5,043
				September 2024	---	---	---	---	37.93	---	---	---	38.35	---	---	---	212
				December 2024	---	---	---	---	38.69	---	---	---	---	---	---	---	---
				March 2025	---	---	---	---	38.89	---	---	---	---	---	---	---	---
<b>NATIONAL BANK (CR)</b>				(Contract Size: 100 Securities, Physical Delivery)													
8.162	7.89	8.14	4.22%	June 2024	7.87	8.17	7.87	8.14	8.14	---	---	---	8.17	---	261	2,661	12,269
				September 2024	---	---	---	---	7.88	---	---	---	7.04	---	---	---	40
				December 2024	---	---	---	---	7.91	---	---	---	---	---	---	---	---
				March 2025	---	---	---	---	7.95	---	---	---	---	---	---	---	---
<b>OPAP (CR)</b>				(Contract Size: 100 Securities, Physical Delivery)													
15.7	15.5	15.57	0.45%	June 2024	15.70	15.74	15.65	15.67	15.67	---	---	---	16.99	---	18	43	897
				September 2024	---	---	---	---	15.62	---	---	---	---	---	---	---	---
				December 2024	---	---	---	---	15.70	---	---	---	---	---	---	---	---
				March 2025	---	---	---	---	15.78	---	---	---	---	---	---	---	---
<b>OPTIMA BANK (CR)</b>				(Contract Size: 100 Securities, Physical Delivery)													
11.02	10.82	11.02	2.04%	June 2024	10.66	10.66	10.66	10.66	10.66	---	---	---	10.66	---	1	5	196
				September 2024	---	---	---	---	10.88	---	---	---	---	---	---	---	---
				December 2024	---	---	---	---	10.94	---	---	---	---	---	---	---	---
				March 2025	---	---	---	---	10.99	---	---	---	---	---	---	---	---
<b>OTE (CR)</b>				(Contract Size: 100 Securities, Physical Delivery)													
14.35	14.06	14.3	1.71%	June 2024	14.29	14.43	14.26	14.40	14.40	---	---	---	14.55	---	16	32	5,932
				September 2024	---	---	---	---	14.17	---	---	---	---	---	---	---	---
				December 2024	---	---	---	---	14.24	---	---	---	---	---	---	---	---
				March 2025	---	---	---	---	14.31	---	---	---	---	---	---	---	---
<b>P.P.A. S.A. (CR)</b>				(Contract Size: 100 Securities, Physical Delivery)													
24.8	24.35	24.75	0.00%	June 2024	---	---	---	---	24.68	---	---	---	28.71	---	---	---	128
				September 2024	---	---	---	---	24.94	---	---	---	---	---	---	---	---
				December 2024	---	---	---	---	25.07	---	---	---	---	---	---	---	---
				March 2025	---	---	---	---	25.19	---	---	---	---	---	---	---	---

Derivatives notes

Fixing prices and final open positions can be retrieved from the following path <http://www.helex.gr/el/web/guest/statistics-end-of-day-derivatives>

Underlying Asset				Derivatives Market													
Price max	Price min	Closing price	change	Delivery Month	Open price	Price max	Price min	Last price	Closing price	Last Bid	Last Ask	Fixing price*	Life high	Life low	Trades	Volume	Open Interest
<b>PIRAEUS FINANCIAL HOLD (CR)</b>																	
(Contract Size: 100 Securities, Physical Delivery)																	
3.887	3.789	3.789	0.99%	June 2024	3.82	3.92	3.80	3.82	3.82	---	---	---	4.26	---	268	3,651	74,836
---	---	---	---	September 2024	---	---	---	---	3.69	---	---	---	4.05	---	---	---	5
---	---	---	---	December 2024	---	---	---	---	3.80	---	---	---	---	---	---	---	---
---	---	---	---	March 2025	---	---	---	---	3.82	---	---	---	---	---	---	---	---
<b>PPC (CR)</b>																	
(Contract Size: 100 Securities, Physical Delivery)																	
11.39	11.27	11.34	1.61%	June 2024	11.41	11.48	11.36	11.45	11.45	---	---	---	12.75	---	108	881	32,440
---	---	---	---	September 2024	---	---	---	---	11.40	---	---	---	11.30	---	---	---	100
---	---	---	---	December 2024	---	---	---	---	11.30	---	---	---	---	---	---	---	---
---	---	---	---	March 2025	---	---	---	---	11.36	---	---	---	---	---	---	---	---
<b>QUEST HOLDINGS (CR)</b>																	
(Contract Size: 100 Securities, Physical Delivery)																	
5.9	5.64	5.64	-1.91%	June 2024	---	---	---	---	5.73	---	---	---	6.29	---	---	---	267
---	---	---	---	September 2024	---	---	---	---	5.80	---	---	---	---	---	---	---	---
---	---	---	---	December 2024	---	---	---	---	5.82	---	---	---	---	---	---	---	---
---	---	---	---	March 2025	---	---	---	---	5.85	---	---	---	---	---	---	---	---
<b>TERNA ENERGY (CR)</b>																	
(Contract Size: 100 Securities, Physical Delivery)																	
18.46	18.32	18.46	0.71%	June 2024	18.50	18.60	18.44	18.60	18.60	---	---	---	18.62	---	15	65	32,144
---	---	---	---	September 2024	---	---	---	---	18.47	---	---	---	---	---	---	---	---
---	---	---	---	December 2024	---	---	---	---	18.57	---	---	---	---	---	---	---	---
---	---	---	---	March 2025	---	---	---	---	18.66	---	---	---	---	---	---	---	---
<b>TITAN CEMENT (CB)</b>																	
(Contract Size: 100 Securities, Physical Delivery)																	
30.2	29.3	30.1	2.73%	June 2024	29.88	29.88	29.88	29.88	29.88	---	---	---	29.88	---	1	4	175
---	---	---	---	September 2024	---	---	---	---	29.53	---	---	---	---	---	---	---	---
---	---	---	---	December 2024	---	---	---	---	29.68	---	---	---	---	---	---	---	---
---	---	---	---	March 2025	---	---	---	---	29.83	---	---	---	---	---	---	---	---
<b>VIOHALCO SA/NV (CB)</b>																	
(Contract Size: 100 Securities, Physical Delivery)																	
6.08	5.92	6.05	3.60%	June 2024	5.93	6.08	5.93	6.04	6.04	---	---	---	6.43	---	108	419	5,269
---	---	---	---	September 2024	---	---	---	---	5.89	---	---	---	---	---	---	---	---
---	---	---	---	December 2024	---	---	---	---	5.92	---	---	---	---	---	---	---	---
---	---	---	---	March 2025	---	---	---	---	5.94	---	---	---	---	---	---	---	---

Derivatives notes

Fixing prices and final open positions can be retrieved from the following path <http://www.helex.gr/el/web/guest/statistics-end-of-day-derivatives>

FTSE/Athex Large Cap

(Trade Unit: 1 Index Point x 2€ - Exercise Style: European, Cash Settlement)

Call Options														Put Options																								
Exercise Price	May 2024							June 2024							Other Months		May 2024							June 2024							Other Months		Exercise Price					
	Open price	Price max	Price min	Last price	Closing price	Volume	Open Interest	Open price	Price max	Price min	Last price	Closing price	Volume	Open Interest	Volume	Open Interest	Open price	Price max	Price min	Last price	Closing price	Volume	Open Interest	Open price	Price max	Price min	Last price	Closing price	Volume	Open Interest	Volume	Open Interest						
2,450	-	-	-	-	-	-	-	0.00	0.00	0.00	-	1,072.00	-	-	-	-	-	-	-	-	-	-	-	0.00	0.00	0.00	-	0.02	-	-	-	-	2,450					
2,500	-	-	-	-	-	-	-	0.00	0.00	0.00	-	1,022.00	-	-	-	-	-	-	-	-	-	-	-	0.00	0.00	0.00	-	0.01	-	-	-	-	2,500					
2,550	-	-	-	-	-	-	-	0.00	0.00	0.00	-	972.00	-	-	-	-	-	-	-	-	-	-	-	0.00	0.00	0.00	-	0.01	-	-	-	-	2,550					
2,600	-	-	-	-	-	-	-	0.00	0.00	0.00	-	922.00	-	-	-	-	-	-	-	-	-	-	-	0.00	0.00	0.00	-	0.01	-	-	-	-	2,600					
2,650	-	-	-	-	-	-	-	0.00	0.00	0.00	-	872.00	-	-	-	-	-	-	-	-	-	-	-	0.00	0.00	0.00	-	0.01	-	-	-	-	2,650					
2,700	-	-	-	-	-	-	-	0.00	0.00	0.00	-	822.00	-	-	-	-	-	-	-	-	-	-	-	0.00	0.00	0.00	-	0.01	-	-	-	-	2,700					
2,750	-	-	-	-	-	-	-	0.00	0.00	0.00	-	773.00	-	-	-	-	-	-	-	-	-	-	-	0.00	0.00	0.00	-	0.04	-	-	-	-	2,750					
2,800	-	-	-	-	-	-	-	0.00	0.00	0.00	-	723.00	-	-	-	-	-	-	-	-	-	-	-	0.00	0.00	0.00	-	0.09	-	-	-	-	2,800					
2,850	-	-	-	-	-	-	-	0.00	0.00	0.00	-	673.00	-	-	-	-	-	-	-	-	-	-	-	0.00	0.00	0.00	-	0.20	-	-	-	-	2,850					
2,900	-	-	-	-	-	-	-	0.00	0.00	0.00	-	623.00	-	-	-	-	-	-	-	-	-	-	-	0.00	0.00	0.00	-	0.42	-	-	-	-	2,900					
2,950	-	-	-	-	-	-	-	0.00	0.00	0.00	-	574.00	-	-	-	-	-	-	-	-	-	-	-	0.00	0.00	0.00	-	0.84	-	-	-	-	2,950					
3,000	-	-	-	-	-	-	-	0.00	0.00	0.00	-	525.00	-	-	-	-	-	-	-	-	-	-	-	0.00	0.00	0.00	-	1.60	-	-	-	-	3,000					
3,050	0.00	0.00	0.00	-	478.00	-	-	0.00	0.00	0.00	-	476.00	-	-	-	-	-	-	-	-	-	-	-	0.00	0.00	0.00	-	2.80	-	-	-	-	3,050					
3,100	0.00	0.00	0.00	-	428.00	-	-	0.00	0.00	0.00	-	428.00	-	-	-	-	-	-	-	-	-	-	-	0.00	0.00	0.00	-	4.90	-	-	-	-	3,100					
3,150	0.00	0.00	0.00	-	378.00	-	-	0.00	0.00	0.00	-	382.00	-	-	-	-	-	-	-	-	-	-	-	0.00	0.00	0.00	-	8.00	-	-	-	-	3,150					
3,200	0.00	0.00	0.00	-	328.00	-	-	0.00	0.00	0.00	-	336.00	-	-	-	-	-	-	-	-	-	-	-	0.00	0.00	0.00	-	12.50	-	-	-	-	3,200					
3,250	0.00	0.00	0.00	-	279.00	-	42	0.00	0.00	0.00	-	293.00	-	-	-	-	-	-	-	-	-	-	-	0.00	0.00	0.00	-	19.25	-	-	-	-	3,250					
3,300	0.00	0.00	0.00	-	231.00	-	21	0.00	0.00	0.00	-	252.00	-	-	-	-	-	-	-	-	-	-	-	0.00	0.00	0.00	-	28.00	-	-	-	-	3,300					
3,350	0.00	0.00	0.00	-	185.00	-	20	0.00	0.00	0.00	-	214.00	-	-	-	-	-	-	-	-	-	-	-	0.00	0.00	0.00	-	39.75	-	7	-	-	3,350					
3,400	0.00	0.00	0.00	-	142.00	-	21	0.00	0.00	0.00	-	179.00	-	-	-	-	-	-	-	-	-	-	-	0.00	0.00	0.00	-	54.50	-	1	-	-	3,400					
3,450	0.00	0.00	0.00	-	104.00	-	52	175.00	175.00	175.00	175.00	175.00	20	20	-	-	-	-	-	-	-	-	-	7.00	0.00	7.00	7.00	7.00	1	79	0.00	0.00	0.00	-	73.00	-	1	3,450
3,500	0.00	0.00	0.00	-	72.50	-	29	0.00	0.00	0.00	-	120.00	-	20	-	-	-	-	-	-	-	-	-	15.00	0.00	14.00	14.00	14.00	45	62	0.00	0.00	0.00	-	95.00	-	40	3,500
3,550	0.00	0.00	0.00	-	47.75	-	20	0.00	0.00	0.00	-	95.50	-	-	-	-	-	-	-	-	-	-	-	30.00	0.00	30.00	30.00	30.00	1	62	0.00	0.00	0.00	-	121.00	-	80	3,550
3,600	0.00	0.00	0.00	-	29.25	-	38	0.00	0.00	0.00	-	75.00	-	2	-	-	-	-	-	-	-	-	-	53.50	0.00	47.00	49.00	49.00	17	45	0.00	0.00	0.00	-	150.00	-	60	3,600
3,650	0.00	0.00	0.00	-	16.75	-	5	0.00	0.00	0.00	-	58.00	-	-	-	-	-	-	-	-	-	-	-	0.00	0.00	0.00	-	183.00	-	-	-	-	-	3,650				
3,700	0.00	0.00	0.00	-	9.10	-	-	0.00	0.00	0.00	-	44.00	-	-	-	-	-	-	-	-	-	-	-	0.00	0.00	0.00	-	219.00	-	-	-	-	-	3,700				
3,750	0.00	0.00	0.00	-	4.50	-	-	0.00	0.00	0.00	-	32.75	-	-	-	-	-	-	-	-	-	-	-	0.00	0.00	0.00	-	257.00	-	-	-	-	-	3,750				
3,800	0.00	0.00	0.00	-	2.10	-	-	0.00	0.00	0.00	-	24.00	-	-	-	-	-	-	-	-	-	-	-	0.00	0.00	0.00	-	299.00	-	-	-	-	-	3,800				
Totals:						0	248					20	42	0	0								64	409				0	189	0	0							
Number of Trades:						0						1		0									12					0										

ALPHA SERVICES HOLD (CR)

(Contract Size: 100 Securities, Exercise Style: American, Physical Delivery)

Call Options														Put Options																				
May 2024							June 2024							Other Months		May 2024							June 2024							Other Months		Exercise Price		
Open price	Price max	Price min	Last price	Closing price	Volume	Open Interest	Open price	Price max	Price min	Last price	Closing price	Volume	Open Interest	Volume	Open Interest	Open price	Price max	Price min	Last price	Closing price	Volume	Open Interest	Open price	Price max	Price min	Last price	Closing price	Volume	Open Interest	Volume	Open Interest			
0.850					-	-	0.000	0.000	0.000		0.742	-	-			-	-	0.000	0.000	0.000		0.001	-	-			0.000	0.000	0.000		0.001	-	-	0.009
0.900					-	-	0.000	0.000	0.000		0.692	-	-			-	-	0.000	0.000	0.000		0.002	-	-			0.000	0.000	0.000		0.002	-	-	0.009
0.950					-	-	0.000	0.000	0.000		0.643	-	-			-	-	0.000	0.000	0.000		0.004	-	-			0.000	0.000	0.000		0.004	-	-	0.010
1.000	0.000	0.000	0.000		0.591	-	-	0.000	0.000	0.000		0.593	-	-		0.000	0.000	0.000		0.001	-	-		0.000	0.000	0.000		0.001	-	-		0.010		
1.100	0.000	0.000	0.000		0.491	-	-	0.000	0.000	0.000		0.493	-	-		0.000	0.000	0.000		0.001	-	-		0.000	0.000	0.000		0.001	-	-		0.011		
1.200	0.000	0.000	0.000		0.391	-	-	0.000	0.000	0.000		0.394	-	-		0.000	0.000	0.000		0.001	-	-		0.000	0.000	0.000		0.001	-	-		0.012		
1.300	0.000	0.000	0.000		0.292	-	-	0.000	0.000	0.000		0.296	-	-		0.000	0.000	0.000		0.001	-	-		0.000	0.000	0.000		0.002	-	-		0.013		
1.400	0.000	0.000	0.000		0.197	-	-	0.000	0.000	0.000		0.204	-	-		0.000	0.000	0.000		0.006	-	-		0.000	0.000	0.000		0.010	-	-		0.014		
1.500	0.000	0.000	0.000		0.115	-	-	0.000	0.000	0.000		0.126	-	-		0.000	0.000	0.000		0.024	-	-		0.000	0.000	0.000		0.032	-	-		0.015		
1.600	0.000	0.000	0.000		0.056	-	-	0.000	0.000	0.000		0.069	-	-		0.000	0.000	0.000		0.065	-	-		0.000	0.000	0.000		0.075	-	-		0.016		
1.700	0.000	0.000	0.000		0.023	-	-	0.000	0.000	0.000		0.033	-	-		0.000	0.000	0.000		0.131	-	-		0.000	0.000	0.000		0.139	-	-		0.017		
1.800	0.000	0.000	0.000		0.007	-	-	0.000	0.000	0.000		0.014	-	-		0.000	0.000	0.000		0.216	-	-		0.000	0.000	0.000		0.220	-	-		0.018		
1.900	0.000	0.000	0.000		0.002	-	-	0.000	0.000	0.000		0.005	-	-		0.000	0.000	0.000		0.311	-	-		0.000	0.000	0.000		0.312	-	-		0.019		
2.000	0.000	0.000	0.000		0.001	-	-	0.000	0.000	0.000		0.002	-	-		0.000	0.000	0.000		0.410	-	-		0.000	0.000	0.000		0.410	-	-		0.020		
2.200	0.000	0.000	0.000		0.001	-	-	0.000	0.000	0.000		0.001	-	-		0.000	0.000	0.000		0.610	-	-		0.000	0.000	0.000		0.610	-	-		0.022		
2.400	0.000	0.000	0.000		0.001	-	-	0.000	0.000	0.000		0.001	-	-		0.000	0.000	0.000		0.810	-	-		0.000	0.000	0.000		0.810	-	-		0.024		
2.600	0.000	0.000	0.000		0.001	-	-	0.000	0.000	0.000		0.001	-	-		0.000	0.000	0.000		1.01	-	-		0.000	0.000	0.000		1.01	-	-		0.026		
Totals:					0	0						0	0		0	0						0	0							0	0		0	0
Number of Trades:					0							0			0							0.00								0			0	

NATIONAL BANK (CR)

(Contract Size: 100 Securities, Exercise Style: American, Physical Delivery)

Call Options														Put Options																				
May 2024							June 2024							Other Months		May 2024							June 2024							Other Months		Exercise Price		
Open price	Price max	Price min	Last price	Closing price	Volume	Open Interest	Open price	Price max	Price min	Last price	Closing price	Volume	Open Interest	Volume	Open Interest	Open price	Price max	Price min	Last price	Closing price	Volume	Open Interest	Open price	Price max	Price min	Last price	Closing price	Volume	Open Interest	Volume	Open Interest			
3.400					-	-	0.000	0.000	0.000		4.42	-	-			-	-	0.000	0.000	0.000		0.001	-	-			-	-			0.034			
3.600					-	-	0.000	0.000	0.000		4.22	-	-			-	-	0.000	0.000	0.000		0.001	-	-			-	-			0.036			
3.800					-	-	0.000	0.000	0.000		4.02	-	-			-	-	0.000	0.000	0.000		0.001	-	-			-	-			0.038			
4.000					-	-	0.000	0.000	0.000		3.82	-	-			-	-	0.000	0.000	0.000		0.001	-	-			-	-			0.040			
4.400					-	-	0.000	0.000	0.000		3.42	-	-			-	-	0.000	0.000	0.000		0.001	-	-			-	-			0.044			
4.800	0.000	0.000	0.000		3.01	-	-	0.000	0.000	0.000		3.02	-	-		0.000	0.000	0.000		0.001	-	-		0.000	0.000	0.000		0.001	-	-		0.048		
5.200	0.000	0.000	0.000		2.61	-	-	0.000	0.000	0.000		2.62	-	-		0.000	0.000	0.000		0.001	-	-		0.000	0.000	0.000		0.001	-	-		0.052		
5.600	0.000	0.000	0.000		2.21	-	-	0.000	0.000	0.000		2.23	-	-		0.000	0.000	0.000		0.001	-	-		0.000	0.000	0.000		0.001	-	-		0.056		
6.000	0.000	0.000	0.000		1.81	-	-	0.000	0.000	0.000		1.83	-	-		0.000	0.000	0.000		0.002	-	-		0.000	0.000	0.000		0.004	-	-		0.060		
6.400	0.000	0.000	0.000		1.42	-	-	0.000	0.000	0.000		1.44	-	-		0.000	0.000	0.000		0.001	-	-		0.000	0.000	0.000		0.016	-	-		0.064		
6.800	0.000	0.000	0.000		1.02	-	-	0.000	0.000	0.000		1.08	-	-		0.000	0.000	0.000		0.002	-	-		0.000	0.000	0.000		0.050	-	-		0.068		
7.200	0.000	0.000	0.000		0.635	-	-	0.000	0.000	0.000		0.758	-	-		0.000	0.000	0.000		0.019	-	-		0.000	0.000	0.000		0.129	-	-		0.072		
7.600	0.000	0.000	0.000		0.316	-	-	0.000	0.000	0.000		0.494	-	30		0.000	0.000	0.000		0.100	-	-		0.000	0.000	0.000		0.264	-	-		0.076		
8.000	0.000	0.000	0.000		0.116	-	-	0.000	0.000	0.000		0.300	-	-		0.000	0.000	0.000		0.300	-	-		0.000	0.000	0.000		0.469	-	-		0.080		
8.400	0.000	0.000	0.000		0.029	-	-	0.000	0.000	0.000		0.167	-	-		0.000	0.000	0.000		0.614	-	-		0.000	0.000	0.000		0.737	-	-		0.084		
8.800	0.000	0.000	0.000		0.005	-	-	0.000	0.000	0.000		0.087	-	-		0.000	0.000	0.000		0.992	-	-		0.000	0.000	0.000		1.06	-	-		0.088		
9.200	0.000	0.000	0.000		0.001	-	-	0.000	0.000	0.000		0.041	-	-		0.000	0.000	0.000		1.39	-	-		0.000	0.000	0.000		1.42	-	-		0.092		
9.600	0.000	0.000	0.000		0.001	-	-	0.000	0.000	0.000		0.018	-	-		0.000	0.000	0.000		1.79	-	-		0.000	0.000	0.000		1.80	-	-		0.096		
10.000	0.000	0.000	0.000		0.001	-	-	0.000	0.000	0.000		0.008	-	-		0.000	0.000	0.000		2.19	-	-		0.000	0.000	0.000		2.19	-	-		0.100		
Totals:					0	0						0	30		0	0						0	0							0	324		0	0
Number of Trades:					0							0			0							0.00							0			0		

OPAP (CR)

(Contract Size: 100 Securities, Exercise Style: American, Physical Delivery)

Exercise Price	Call Options													Put Options																		
	May 2024				June 2024				Other Months					May 2024				June 2024				Other Months										
	Open price	Price max	Price min	Last price	Closing price	Volume	Open Interest	Open price	Price max	Price min	Last price	Closing price	Volume	Open Interest	Volume	Open Interest	Open price	Price max	Price min	Last price	Closing price	Volume	Open Interest	Open price	Price max	Price min	Last price	Closing price	Volume	Open Interest	Volume	Open Interest
9.600						-	-	0.000	0.000	0.000	5.93	-	-			0.000	0.000	0.000	0.001	-	-			0.000	0.000	0.000	0.001	-	-			0.096
10.000	0.000	0.000	0.000	5.51	-	-	0.000	0.000	0.000	5.53	-	-			0.000	0.000	0.000	0.001	-	-			0.000	0.000	0.000	0.001	-	-			0.100	
11.000	0.000	0.000	0.000	4.51	-	-	0.000	0.000	0.000	4.53	-	-			0.000	0.000	0.000	0.001	-	-			0.000	0.000	0.000	0.001	-	-			0.110	
12.000	0.000	0.000	0.000	3.51	-	-	0.000	0.000	0.000	3.53	-	-			0.000	0.000	0.000	0.001	-	-			0.000	0.000	0.000	0.001	-	-			0.120	
13.000	0.000	0.000	0.000	2.51	-	-	0.000	0.000	0.000	2.54	-	-			0.000	0.000	0.000	0.001	-	-			0.000	0.000	0.000	0.008	-	-			0.130	
14.000	0.000	0.000	0.000	1.52	-	-	0.000	0.000	0.000	1.61	-	-			0.000	0.000	0.000	0.004	-	-			0.000	0.000	0.000	0.070	-	-			0.140	
15.000	0.000	0.000	0.000	0.614	-	-	0.000	0.000	0.000	0.842	-	-			0.000	0.000	0.000	0.102	-	-			0.200	0.221	0.193	0.215	0.215	20	0			0.150
16.000	0.000	0.000	0.000	0.116	-	-	0.000	0.000	0.000	0.347	-	-			0.000	0.000	0.000	0.604	-	1			0.000	0.000	0.000	0.808	-	-			0.160	
17.000	0.000	0.000	0.000	0.007	-	-	0.000	0.000	0.000	0.109	-	33			0.000	0.000	0.000	1.50	-	-			0.000	0.000	0.000	1.58	-	-			0.170	
18.000	0.000	0.000	0.000	0.001	-	-	0.000	0.000	0.000	0.026	-	-			0.000	0.000	0.000	2.50	-	-			0.000	0.000	0.000	2.51	-	-			0.180	
19.000	0.000	0.000	0.000	0.003	-	-	0.000	0.000	0.000	0.005	-	-			0.000	0.000	0.000	3.50	-	-			0.000	0.000	0.000	3.50	-	-			0.190	
20.000	0.000	0.000	0.000	0.001	-	-	0.000	0.000	0.000	0.001	-	-			0.000	0.000	0.000	4.50	-	-			0.000	0.000	0.000	4.50	-	-			0.200	
22.000	0.000	0.000	0.000	0.001	-	-	0.000	0.000	0.000	0.001	-	-			0.000	0.000	0.000	6.50	-	-			0.000	0.000	0.000	6.50	-	-			0.220	
24.000	0.000	0.000	0.000	0.001	-	-	0.000	0.000	0.000	0.001	-	-			0.000	0.000	0.000	8.50	-	-			0.000	0.000	0.000	8.50	-	-			0.240	
Totals:						0	0					0	33	0	0						0	1					20	0	0	0		
Number of Trades:						0						0		0							0.00						4		0			

OTE (CR)

(Contract Size: 100 Securities, Exercise Style: American, Physical Delivery)

Call Options														Put Options																					
Exercise Price	May 2024						June 2024						Other Months		May 2024						June 2024						Other Months		Exercise Price						
	Open price	Price max	Price min	Last price	Closing price	Volume	Open Interest	Open price	Price max	Price min	Last price	Closing price	Volume	Open Interest	Volume	Open Interest	Open price	Price max	Price min	Last price	Closing price	Volume	Open Interest	Open price	Price max	Price min	Last price	Closing price		Volume	Open Interest	Volume	Open Interest		
9.200	0.000	0.000	0.000	4.87	-	-	0.000	0.000	0.000	4.89	-	-				0.000	0.000	0.000	0.001	-	-				0.000	0.000	0.000	0.001	-	-			0.092		
9.600	0.000	0.000	0.000	4.47	-	-	0.000	0.000	0.000	4.49	-	-				0.000	0.000	0.000	0.001	-	-				0.000	0.000	0.000	0.001	-	-			0.096		
10.000	0.000	0.000	0.000	4.07	-	-	0.000	0.000	0.000	4.09	-	-				0.000	0.000	0.000	0.001	-	-				0.000	0.000	0.000	0.001	-	-			0.100		
11.000	0.000	0.000	0.000	3.07	-	-	0.000	0.000	0.000	3.09	-	-				0.000	0.000	0.000	0.001	-	-				0.000	0.000	0.000	0.001	-	-			0.110		
12.000	0.000	0.000	0.000	2.07	-	-	0.000	0.000	0.000	2.11	-	-				0.000	0.000	0.000	0.001	-	-				0.000	0.000	0.000	0.013	-	-			0.120		
13.000	0.000	0.000	0.000	1.08	-	5	0.000	0.000	0.000	1.20	-	-				0.000	0.000	0.000	0.012	-	-				0.000	0.000	0.000	0.106	-	-			0.130		
14.000	0.000	0.000	0.000	0.302	-	-	0.000	0.000	0.000	0.528	-	-				0.000	0.000	0.000	0.231	-	6				0.000	0.000	0.000	0.432	-	-			0.140		
15.000	0.000	0.000	0.000	0.028	-	5	0.000	0.000	0.000	0.170	-	-				0.000	0.000	0.000	0.959	-	-				0.000	0.000	0.000	1.08	-	-			0.150		
16.000	0.000	0.000	0.000	0.001	-	-	0.000	0.000	0.000	0.039	-	-				0.000	0.000	0.000	1.94	-	-				0.000	0.000	0.000	1.96	-	-			0.160		
17.000	0.000	0.000	0.000	0.001	-	-	0.000	0.000	0.000	0.006	-	-				0.000	0.000	0.000	2.94	-	-				0.000	0.000	0.000	2.94	-	-			0.170		
18.000	0.000	0.000	0.000	0.001	-	-	0.000	0.000	0.000	0.001	-	-				0.000	0.000	0.000	3.94	-	-				0.000	0.000	0.000	3.94	-	-			0.180		
19.000	0.000	0.000	0.000	0.001	-	-	0.000	0.000	0.000	0.001	-	-				0.000	0.000	0.000	4.94	-	-				0.000	0.000	0.000	4.94	-	-			0.190		
20.000							0.000	0.000	0.000	0.001	-	-														0.000	0.000	0.000	5.94	-	-			0.200	
22.000							0.000	0.000	0.000	0.001	-	-														0.000	0.000	0.000	7.94	-	-			0.220	
Totals:						0	10							0	0	0	0							0	6							0	0	0	0
Number of Trades:						0							0	0							0.00							0							0



PIRAEUS FINANCIAL HOLD (CR)

(Contract Size: 100 Securities, Exercise Style: American, Physical Delivery)

Call Options														Put Options																			
May 2024							June 2024							Other Months		May 2024							June 2024							Other Months		Exercise Price	
Open price	Price max	Price min	Last price	Closing price	Volume	Open Interest	Open price	Price max	Price min	Last price	Closing price	Volume	Open Interest	Volume	Open Interest	Open price	Price max	Price min	Last price	Closing price	Volume	Open Interest	Open price	Price max	Price min	Last price	Closing price	Volume	Open Interest	Volume	Open Interest		
1.800					-	-	0.000	0.000	0.000		1.95	-	-			-	-	0.000	0.000	0.000		0.001	-	-			-	-			0.018		
1.900					-	-	0.000	0.000	0.000		1.86	-	-			-	-	0.000	0.000	0.000		0.001	-	-			-	-			0.019		
2.000					-	-	0.000	0.000	0.000		1.76	-	-			-	-	0.000	0.000	0.000		0.001	-	-			-	-			0.020		
2.200					-	-	0.000	0.000	0.000		1.56	-	-			-	-	0.000	0.000	0.000		0.001	-	-			-	-			0.022		
2.400					-	-	0.000	0.000	0.000		1.36	-	-			-	-	0.000	0.000	0.000		0.001	-	-			-	-			0.024		
2.600					-	-	0.000	0.000	0.000		1.16	-	-			-	-	0.000	0.000	0.000		0.001	-	-			-	-			0.026		
2.800	0.000	0.000	0.000		0.952	-	-	0.000	0.000	0.000		0.958	-	-			0.000	0.000	0.000		0.001	-	-			0.000	0.000	0.000		0.001	-	-	0.028
3.000	0.000	0.000	0.000		0.753	-	-	0.000	0.000	0.000		0.762	-	-			0.000	0.000	0.000		0.001	-	-			0.000	0.000	0.000		0.004	-	-	0.030
3.200	0.000	0.000	0.000		0.553	-	-	0.000	0.000	0.000		0.574	-	-			0.000	0.000	0.000		0.001	-	-			0.000	0.000	0.000		0.015	-	-	0.032
3.400	0.000	0.000	0.000		0.360	-	-	0.000	0.000	0.000		0.403	-	-			0.000	0.000	0.000		0.007	-	-			0.000	0.000	0.000		0.044	-	-	0.034
3.600	0.000	0.000	0.000		0.192	-	-	0.000	0.000	0.000		0.263	-	-			0.000	0.000	0.000		0.039	-	-			0.000	0.000	0.000		0.103	-	-	0.036
3.800	0.000	0.000	0.000		0.078	-	-	0.000	0.000	0.000		0.157	-	-			0.000	0.000	0.000		0.125	-	-			0.000	0.000	0.000		0.197	-	-	0.038
4.000	0.000	0.000	0.000		0.023	-	-	0.000	0.000	0.000		0.084	-	-			0.000	0.000	0.000		0.270	-	-			0.000	0.000	0.000		0.325	-	-	0.040
4.400	0.000	0.000	0.000		0.001	-	-	0.000	0.000	0.000		0.019	-	-			0.000	0.000	0.000		0.650	-	-			0.000	0.000	0.000		0.662	-	-	0.044
4.800	0.000	0.000	0.000		0.001	-	-	0.000	0.000	0.000		0.003	-	-			0.000	0.000	0.000		1.05	-	-			0.000	0.000	0.000		1.05	-	-	0.048
5.200	0.000	0.000	0.000		0.001	-	-	0.000	0.000	0.000		0.001	-	-			0.000	0.000	0.000		1.45	-	-			0.000	0.000	0.000		1.45	-	-	0.052
5.600	0.000	0.000	0.000		0.001	-	-	0.000	0.000	0.000		0.001	-	-			0.000	0.000	0.000		1.85	-	-			0.000	0.000	0.000		1.85	-	-	0.056
6.000	0.000	0.000	0.000		0.001	-	-	0.000	0.000	0.000		0.001	-	-			0.000	0.000	0.000		2.25	-	-			0.000	0.000	0.000		2.25	-	-	0.060
6.400	0.000	0.000	0.000		0.001	-	-	0.000	0.000	0.000		0.001	-	-			0.000	0.000	0.000		2.65	-	-			0.000	0.000	0.000		2.65	-	-	0.064
Totals:					0	0						0	0	0								0	0									0	0
Number of Trades:					0							0	0										0.00									0	0

PPC (CR)

(Contract Size: 100 Securities, Exercise Style: American, Physical Delivery)

Call Options														Put Options																		
May 2024							June 2024							Other Months		May 2024							June 2024							Other Months		Exercise Price
Open price	Price max	Price min	Last price	Closing price	Volume	Open Interest	Open price	Price max	Price min	Last price	Closing price	Volume	Open Interest	Volume	Open Interest	Open price	Price max	Price min	Last price	Closing price	Volume	Open Interest	Open price	Price max	Price min	Last price	Closing price	Volume	Open Interest	Volume	Open Interest	
6.800					-	-	0.000	0.000	0.000		4.38	-	-			-	-	0.000	0.000	0.000		0.001	-	-								0.068
7.200					-	-	0.000	0.000	0.000		3.98	-	-			-	-	0.000	0.000	0.000		0.001	-	-								0.072
7.600					-	-	0.000	0.000	0.000		3.58	-	-			-	-	0.000	0.000	0.000		0.001	-	-								0.076
8.000					-	-	0.000	0.000	0.000		3.18	-	-			-	-	0.000	0.000	0.000		0.001	-	-								0.080
8.400	0.000	0.000	0.000		2.77	-	-	0.000	0.000	0.000		2.79	-	-		0.000	0.000	0.000		0.001	-	-		0.000	0.000	0.000		0.002	-	-		0.084
8.800	0.000	0.000	0.000		2.37	-	-	0.000	0.000	0.000		2.39	-	-		0.000	0.000	0.000		0.001	-	-		0.000	0.000	0.000		0.008	-	-		0.088
9.200	0.000	0.000	0.000		1.97	-	-	0.000	0.000	0.000		2.01	-	-		0.000	0.000	0.000		0.001	-	-		0.000	0.000	0.000		0.022	-	-		0.092
9.600	0.000	0.000	0.000		1.57	-	-	0.000	0.000	0.000		1.64	-	-		0.000	0.000	0.000		0.002	-	-		0.000	0.000	0.000		0.054	-	-		0.096
10.000	0.000	0.000	0.000		1.18	-	-	0.000	0.000	0.000		1.30	-	-		0.000	0.000	0.000		0.010	-	-		0.000	0.000	0.000		0.111	-	-		0.100
11.000	0.000	0.000	0.000		0.370	-	50	0.000	0.000	0.000		0.618	-	5		0.000	0.000	0.000		0.201	-	10		0.000	0.000	0.000		0.430	-	-		0.110
12.000	0.000	0.000	0.000		0.045	-	-	0.000	0.000	0.000		0.228	-	11		0.000	0.000	0.000		0.878	-	-		0.000	0.000	0.000		1.04	-	-		0.120
13.000	0.000	0.000	0.000		0.002	-	5	0.000	0.000	0.000		0.067	-	-		0.000	0.000	0.000		1.84	-	-		0.000	0.000	0.000		1.88	-	-		0.130
14.000	0.000	0.000	0.000		0.001	-	-	0.000	0.000	0.000		0.015	-	-		0.000	0.000	0.000		2.84	-	-		0.000	0.000	0.000		2.84	-	-		0.140
15.000	0.000	0.000	0.000		0.001	-	-	0.000	0.000	0.000		0.003	-	-		0.000	0.000	0.000		3.84	-	-		0.000	0.000	0.000		3.84	-	-		0.150
16.000	0.000	0.000	0.000		0.001	-	-	0.000	0.000	0.000		0.001	-	-		0.000	0.000	0.000		4.84	-	-		0.000	0.000	0.000		4.84	-	-		0.160
17.000	0.000	0.000	0.000		0.001	-	-	0.000	0.000	0.000		0.001	-	-		0.000	0.000	0.000		5.84	-	-		0.000	0.000	0.000		5.84	-	-		0.170
18.000					-	-	0.000	0.000	0.000		0.001	-	-			-	-	0.000	0.000	0.000		6.84	-	-								0.180
Totals:					0	55						0	16	0	0						0	10						0	0	0	0	0
Number of Trades:					0							0		0								0.00						0		0		

Lending Products	Underlying Title	Multilateral Transactions[1]					Bilateral Transactions[2]		Stock Borrowing through OTC (volume)[3]
		Open Interest[5]	Volume(Offered)	Average Weighted	Transactions volume	Average Weighted	Transactions Volume	Average Weighted	Transactions Volume
ADMIEBOR	ADMIE (IPTO) HOLDING S.A. (CR)	---	---	---	---	---	3,500	0.01%	207,580
AEGNBOR	AEGEAN AIRLINES (CR)	---	---	---	---	---	---	---	259,405
AETFBOR	ALPHA ETF FTSE Athex Large Cap	---	---	---	---	---	---	---	---
ALPHABOR	ALPHA SERVICES HOLD (CR)	---	---	---	---	---	---	---	63,116,834
ALMYBOR	ALUMIL (CR)	---	---	---	---	---	---	---	---
AIABOR	ATHENS INTL AIRPORT (CR)	---	---	---	---	---	---	---	79,078
ACAGBOR	AUSTRIACARD (CB)	---	---	---	---	---	---	---	---
OTOELBOR	AUTOHELLAS SA (CR)	2,589	---	---	---	---	---	---	96,539
AVAXBOR	AVAX S.A. (CR)	---	---	---	---	---	---	---	---
EEEBOR	CC HBC AG (CR)	2,154	---	---	---	---	---	---	77,221
CENERBOR	CENERGY HOLDINGS (CB)	---	---	---	---	---	---	---	31,493
DIMANDBOR	DIMAND (CR)	---	---	---	---	---	---	---	90,484
ELLAKTORBOR	ELLAKTOR (CR)	2,681	---	---	---	---	---	---	115,865
ELHABOR	ELVALHALCOR (CR)	3,134	---	---	---	---	---	---	65,887
EPSILBOR	EPSILON NET (CR)	---	---	---	---	---	---	---	8,757
EUROBBOR	EUROBANK HOLDINGS (CR)	120,901	---	---	500	4.88%	---	---	34,119,186
EYDAPBOR	EYDAP S.A. (CR)	845	---	---	---	---	---	---	261,848
FOYRKBOR	FOURLIS (CR)	230	---	---	---	---	---	---	23,297
GEKTERNABOR	GEK TERNA (CR)	---	---	---	---	---	---	---	3,698
SARBOR	GR. SARANTIS S.A. (CR)	1,042	---	---	---	---	---	---	49,254
EXAEBOR	HELLENIC EXCHANGES-A.S.E. (CR)	---	---	---	---	---	---	---	152,047
ELPEBOR	HELLENIQ ENERGY (CR)	---	---	---	---	---	---	---	448,011
INTEKBOR	IDEAL HOLDINGS (CR)	---	---	---	---	---	---	---	18,150
INTRKBOR	INTRACOM HOLDINGS (CR)	---	---	---	---	---	---	---	36,885
INKATBOR	INTRAKAT (CR)	---	---	---	---	---	---	---	58,922
INLOTBOR	INTRALOT (CR)	---	---	---	---	---	---	---	989,774
BELABOR	JUMBO SA (CR)	2,648	---	---	---	---	---	---	195,735
KRIBOR	KRI-KRI S.A. (CR)	---	---	---	---	---	---	---	140
LAMDABOR	LAMDA DEVELOPMENT SA (CR)	---	---	---	---	---	2,000	0.01%	223,277
LAVIBOR	LAVIPHARM SA (CR)	---	---	---	---	---	---	---	---
MIGBOR	MIG (CR)	1,992	---	---	---	---	---	---	40,179

## Stock Lending Notes

[1] - Multilateral contracts Lending or Borrowing as per Methods 8-1, 8-2 and 8-3-3 (According to ATHEX BoD Resolution No.17)

[2] - Bilateral Contracts Lending or Borrowing as per Methods 8-3-1 and 8-3-2 (According to ATHEX BoD Resolution No.20 )

[3] - The information concerning OTC Stock Borrowing Transactions is based on the statements of the Dematerialised Securities System (DSS) operators involved and refers to volumes that have been registered up until the previous working day.

[4] - Average Price (Volume weighted)

[5] - The Data concerning Open Interest before the start of trading session

Lending Products	Underlying Title	Open Interest[5]	Multilateral Transactions[1]				Bilateral Transactions[2]		Stock Borrowing through OTC (volume)[3]	
			Volume(Offered)	Average Weighted	Transactions volume	Average Weighted	Transactions Volume	Average Weighted	Transactions Volume	
MOHBOR	MOTOR OIL (CR)	18,705	---	---	---	---	---	---	405,480	
MYTILBOR	MYTILINEOS (CR)	5,313	---	---	---	---	---	---	169,259	
ETEBOR	NATIONAL BANK (CR)	50,000	---	---	---	---	---	---	13,228,082	
OPAPBOR	OPAP (CR)	13,216	---	---	---	---	---	---	1,742,816	
OPTIMABOR	OPTIMA BANK (CR)	19,304	---	---	1,415	5.10%	---	---	8,820	
HTOBOR	OTE (CR)	---	---	---	---	---	---	---	1,601,339	
PPABOR	P.P.A. S.A. (CR)	4,500	---	---	---	---	---	---	65,287	
TPEIRBOR	PIRAEUS FINANCIAL HOLD (CR)	83,000	---	---	---	---	---	---	9,186,971	
PPCBOR	PPC (CR)	2,000	---	---	---	---	---	---	1,278,881	
PREMABOR	PREMIA (CR)	---	---	---	---	---	---	---	---	
PROFBOR	PROFILE SA (CR)	---	---	---	---	---	---	---	10,000	
QUESTBOR	QUEST HOLDINGS (CR)	391	---	---	---	---	---	---	11,331	
OLYMPBOR	TECHNICAL OLYMPIC SA (CR)	---	---	---	---	---	---	---	---	
TENERGYBOR	TERNA ENERGY (CR)	---	---	---	---	---	---	---	359,454	
EYAPSBOR	THESSALONIKA WATER & SEWERAGE	---	---	---	---	---	---	---	---	
PLATBOR	THRACE PLASTICS SA (CR)	---	---	---	---	---	---	---	1,596	
TITCBOR	TITAN CEMENT (CB)	9,594	---	---	---	---	---	---	209,435	
VIOBOR	VIOHALCO SAINV (CB)	744	---	---	---	---	---	---	---	

## Stock Lending Notes

[1] - Multilateral contracts Lending or Borrowing as per Methods 8-1, 8-2 and 8-3-3 (According to ATHEX BoD Resolution No.17)

[2] - Bilateral Contracts Lending or Borrowing as per Methods 8-3-1 and 8-3-2 (According to ATHEX BoD Resolution No.20 )

[3] - The information concerning OTC Stock Borrowing Transactions is based on the statements of the Dematerialised Securities System (DSS) operators involved and refers to volumes that have been registered up until the previous working day.

[4] - Average Price (Volume weighted)

[5] - The Data concerning Open Interest before the start of trading session

## Sectors codification for listed companies

12003-	ETF	10101010	Computer Services
10101015	Software	10102030	Computer Hardware
15101010	Telecommunications Equipment	15102015	Telecommunications Services
20101010	Health Care Facilities	20101025	Health Care Services
20102010	Medical Equipment	20103015	Pharmaceuticals
30101010	Banks	30202000	Diversified Financial Services
30202010	Asset Managers & Custodians	30202015	Investment Services
30204000	Closed End Investments	30302010	Full Line Insurance
30302015	Insurance Brokers	30302025	Property and Casualty Insurance
35101010	Real Estate Holding and Development	35101015	Real Estate Services
35102000	Diversified REITs	35102030	Office REITs
35102045	Retail REITs.	40201040	Rental & Leasing Services: Consumer
40202010	Home Construction	40202015	Household Furnishings
40202020	Household Appliance	40203040	Electronic Entertainment
40204020	Clothing & Accessories	40301010	Entertainment
40301030	Publishing	40301035	Radio & TV Broadcasters
40401010	Diversified Retailers	40401020	Apparel Retailers
40401025	Home Improvement Retailers	40401030	Specialty Retailers
40501010	Airlines	40501015	Travel & Tourism
40501020	Casinos & Gambling	40501025	Hotels & Motels
45101015	Distillers & Vintners	45101020	Soft Drinks
45102010	Farming Fishing Ranching & Plantations	45102020	Food Products
45103010	Tobacco	45201010	Food Retailers & Wholesalers
45201020	Personal Products	50101010	Construction
50101020	Building Roof/Wallboard and Plumbing	50101030	Cement
50101035	Building Materials: Other	50202010	Electrical Components
50203015	Plastics	50203030	Containers & Packaging
50204000	Machinery: Industrial	50204020	Machinery: Construction & Handling
50205010	Industrial Suppliers	50205020	Back Office Support HR & Consulting
50205030	Forms & Bulk Printing Services	50206015	Commercial Vehicles & Parts
50206030	Marine Transportation	50206060	Transportation Services
55101000	Diversified Materials	55101020	Textile Products
55102000	General Mining	55102010	Iron & Steel
55102015	Metal Fabricating	55102035	Aluminum
60101020	Oil Refining and Marketing	65101010	Alternative Electricity
65101015	Conventional Electricity	65102000	Multi-Utilities
65102030	Water		



**ATHEX**  
Athens Stock Exchange

Λεωφ. Αθηνών 110 104 42 Αθήνα  
110, Athinon Ave. GR 104 42 Athens  
tel. (+30)210-33.66.800, fax (+30)210-33.66.101  
[www.athexgroup.gr](http://www.athexgroup.gr)