

24

Ημερήσιο Δελτίο  
Συναλλακτικής Δραστηριότητας

Daily Official List  
of Trading Activity

Tuesday, 23 April, 2024

Year: 145 Trading Day No: 77



**ATHEXGROUP**  
Athens Exchange Group

**Disclaimer:**

Hellenic Exchanges-Athens Stock Exchange S.A endeavours to ensure that the data and other material ("Information") presented on the Daily Official List are accurate and complete, but it is not liable for any errors or omissions of data or /and for the accuracy, credibility, updating and completeness of the aforesaid information nor it has any liability arising directly or indirectly from the use of the above Information.

The Company is not liable for the accuracy of the data included in listed companies' announcements. Only the sender of such an announcement is fully and solely liable for any infringement of third party's rights from the content of such announcement. All contents of the Daily Official List are provided only for information purposes and do not constitute investment advice or solicitation to invest in securities or other products listed for trading on the Exchange.

You acknowledge and agree that the Company is the owner of any property rights related to any Information appearing on the Daily Official List including intellectual property rights copyright, trademarks, etc.

The above data are a property of the Hellenic Exchanges-Athens Exchange and are copyright protected. Users are forbidden to reproduce, modify, copy, sale, transmit or redistribute, by all reproduction means and methods, part or the whole of the above data, without reference to their source.

The commercial exploitation of these data is, also, forbidden by third parties. Hellenic Exchanges-Athens Exchange does not carry any responsibility, direct or indirect, derived from usage or accidental alteration of the above data when used by third parties.

---

**Hellenic Exchanges – Athens Stock Exchange S.A.**

110 Athinon Ave., 10442 Athens, Tel: (210) 33.66.800, Fax: (210) 32.13.938

[www.athexgroup.gr](http://www.athexgroup.gr)

---

**Thessalonica Stock Exchange Center (T.S.E.C)**

16-18 Katouni Str., Thessalonica 546 25 Tel: (2310) 567.667, Fax: (2310) 530.545

---

**Athex Members Guarantee Fund**

14-16 Fidiou Str., Athens 106 78, Tel: (210) 33.04.682, Fax: (210) 33.04.155

---

**Hellenic Republic Capital Market Commission**

1 Kolokotroni Str. & 1 Stadiou Str., Athens 10562 Tel: (210) 33.77.100 Fax: (210) 33.77.173

---

**Table of Contents**

---

**Section 1: Statistical Figures of Securities, Derivatives and Lending**

Summary of Markets

Athex Indices

Analytic Figures for Athex Market's Boards and Categories

Trading Details by Athex Sectors and Financial Instruments (ETFs)

Top 10 best &amp; worst performing Shares

Derivatives Summary

**Section 2: Analytic Figures of Shares Transactions**

Analytic Figures of Shares Transactions

Shares' Notes

**Section 3: Figures of Securities Transactions**

Securities Blocks Details

Shares Rights Details

Stock Borrowing

Forced Sales Details

Forced Sales Registered Shares

Exchange Traded Funds (ETFs) Characteristics

**Section 5: Bonds traded in Fixed Income Assets Market**

Convertible Corporate Bonds - Regulated Market

Non Convertible Corporate Bonds - Regulated Market

Government Bonds

Treasury Bills &amp; Zero Coupon Government Bonds

Government Bonds Traded with the Open Outcry Method

State Banks Bonds

**Section 6: Additional Infos**

Athex &amp; ATHEXClear Members List

List of Stocks under Market Making operations

**Section 7: Derivatives Market Analytic Figures**

Index Futures

Stock Futures

Index Options

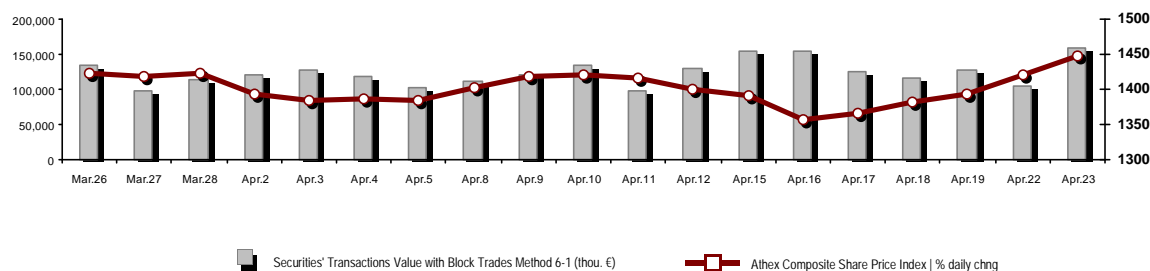
Stock Options

Stock Lending Analytic Figures

**Appendix A: Sectors codification for listed companies**

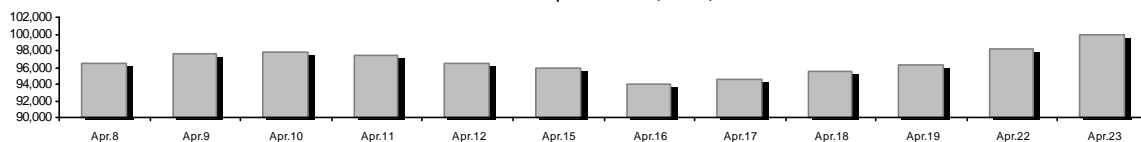
## Summary of Markets

Athex Composite Share Price Index vs Shares and Derivatives Transactions Value

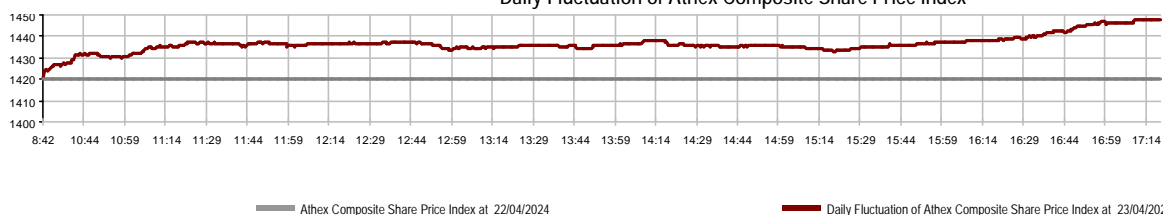


Athex Capitalisation (mill. €) **:	99,921.67		Derivatives Total Open Interest	443,685
Daily change: mill. €   %	1,821.10	1.86%	in Index Futures   % daily chng	4,620 -2.76%
Yearly Avg Capitalisation: mill. €   % chng prev year Avg	95,089.69	18.29%	in Stock Futures   % daily chng	438,277 0.04%
Athex Composite Share Price Index   % daily chng	1,447.82	1.93%	in Index Options   % daily chng	382 19.75%
Athex Composite Share Price Index Capitalisation (mill. €)	90,848.73		in Stock Options   % daily chng	406 0.50%
Daily change (mill. €)	1,666.79			
Securities' Transactions Value with Block Trades Method 6-1 (t)	159,373.13		Derivatives Contracts Volume:	40,879
Daily change: %	55,921.55	54.06%	Daily change: pieces   %	13,291 48.18%
YtD Avg Trans. Value: thou. €   % chng prev year Avg	140,211.90	27.97%	YtD Avg Derivatives Contracts % chng prev year Avg	39,888 -9.27%
Blocks Transactions Value of Method 6-1 (thou. €)	15,840.84		Derivatives Trades Number:	2,839
Blocks Transactions Value of Method 6-2 & 6-3 (thou. €)	0.00		Daily change: number   %	404 16.59%
Bonds Transactions Value (thou.€)	2,053.40		YtD Avg Trades number % chng prev year Avg	2,146 -7.94%
Securities' Transactions Volume with Block Trades Method 6-1 (tho)	34,469.44		Lending Total Open Interest	869,502
Daily change: thou. pieces   %	12,238.23	55.05%	Daily change: pieces   %	98,378 12.76%
YtD Avg Volume: % chng prev year Avg	32,469.93	-3.42%	Lending Volume (Multilateral/Bilateral)	81,593
Blocks Transactions Volume of Method 6-1 (thou. Pieces)	2,305.78		Daily change: pieces   %	-87,408
Blocks Transactions Volume of Method 6-2 & 6-3 (thou. Pieces)	0.00		Multilateral Lending	81,593
Bonds Transactions Volume	2,141,000		Bilateral Lending	0
Securities' Trades Number with Block Trades Method 6-1	47,066		Lending Trades Number:	9
Daily change: number   %	7,011	17.50%	Daily change: %	0
YtD Avg Trades number % chng prev year Avg	41,465	14.47%	Multilateral Lending Trades Number	9
Number of Blocks Method 6-1	19		Bilateral Lending Trades Number	0
Number of Blocks Method 6-2 & 6-3	0			
Number of Bonds Transactions	166			

Athex Capitalisation (mill. €) \*\*



Daily Fluctuation of Athex Composite Share Price Index



## Athex Indices

Index name	23/04/2024	22/04/2024	pts.	%	Min	Max	Year min	Year max	Year change
Athex Composite Share Price Index	1,447.82 #	1,420.40	27.42	1.93%	1,420.40	1,447.82	1,293.14	1,447.82	11.96% #
Athex Composite Index Total Return Index	2,644.10 #	2,594.02	50.08	1.93%	2,594.02	2,644.10	2,355.44	2,644.10	12.26% #
Athex ESG Index	1,656.33 #	1,620.68	35.65	2.20%	1,620.68	1,656.33	1,471.77	1,656.33	12.54% #
ATHEX Alternative Market Price Index	13,172.86 #	13,089.70	83.16	0.64%	13,084.09	13,352.33	9,352.11	13,974.15	40.85% #
FTSE/Athex Large Cap	3,531.11 #	3,455.33	75.78	2.19%	3,455.33	3,531.11	3,122.79	3,531.11	13.08% #
FTSE/Athex Mid Cap Index	2,327.86 #	2,297.56	30.30	1.32%	2,294.22	2,327.86	2,167.92	2,459.55	3.42% #
FTSE/ATHEX High Dividend Yield Index	4,129.05 #	4,075.33	53.72	1.32%	4,075.33	4,132.76	3,752.57	4,182.26	9.48% #
FTSE/Athex Market Index	840.16 #	822.54	17.62	2.14%	822.54	840.16	746.82	840.16	12.50% #
FTSE/Athex Banks	1,257.25 #	1,214.98	42.27	3.48%	1,214.98	1,257.25	1,057.67	1,269.79	18.43% #
FTSE/ATHEX TECHNOLOGY & TELECOMMUNICAT	5,470.75 #	5,373.40	97.35	1.81%	5,350.84	5,474.78	4,915.95	5,567.15	7.85% #
FTSE/ATHEX FINANCIAL SERVICES	5,914.65 #	5,717.97	196.68	3.44%	5,717.97	5,914.65	4,996.31	5,980.67	17.96% #
FTSE/ATHEX REAL ESTATE	4,919.17 #	4,940.23	-21.06	-0.43%	4,894.97	4,948.59	4,639.72	5,120.52	-0.83% #
FTSE/ATHEX CONSUMER DISCRETIONARY	5,482.06 #	5,449.45	32.61	0.60%	5,449.08	5,492.80	4,993.33	5,557.48	9.30% #
FTSE/ATHEX CONSUMER STAPLES	6,271.62 #	6,179.62	92.00	1.49%	6,168.51	6,289.30	5,069.68	6,448.78	23.25% #
FTSE/ATHEX INDUSTRIALS	6,014.58 #	5,898.26	116.32	1.97%	5,898.26	6,016.39	5,044.08	6,016.39	18.36% #
FTSE/ATHEX BASIC MATERIALS	5,096.39 #	4,997.94	98.45	1.97%	4,990.25	5,097.10	4,577.28	5,876.05	4.66% #
FTSE/ATHEX ENERGY & UTILITIES	5,326.17 #	5,241.60	84.57	1.61%	5,241.60	5,332.50	4,961.47	5,361.67	6.79% #
Athex All Share Index	335.14 #	329.03	6.11	1.86%	335.14	335.14	304.60	335.14	10.97% #
Hellenic Mid & Small Cap Index	2,082.99 #	2,060.83	22.16	1.08%	2,060.83	2,082.99	1,929.00	2,092.76	7.98% #
FTSE/Athex Large Cap Total Return	5,857.32 #	5,731.62	125.70	2.19%			5,201.70	5,857.32	13.36% #
FTSE/Athex Mid Cap Total Return	3,134.98 #	3,094.17	40.81	1.32%			2,922.90	3,302.69	3.42% #
MSCI GREECE REBASED	5,639.01 #	5,500.98	138.03	2.51%	5,500.98	5,639.01	4,984.69	5,639.01	13.13% #
Hellenic Corporate Bond Index	131.43 #	131.32	0.11	0.08%			129.54	131.60	1.38% #
Hellenic Corporate Bond Price Index	91.06 #	91.01	0.05	0.05%			90.52	91.29	0.45% #

Note 1: FTSE/Med 100, Hellenic Corporate Bond Price Index and Hellenic Corporate Bond Index closing prices refer to the previous trading day of 19/04/2024.

Note 2: The Hellenic Mid & Small Cap Index is a Customized index calculated by the Athens Exchange.

## Analytic Figures for Athex Market's Boards and Categories

	Total Traded Securities	Main Market	Surveillance	Exchange Traded Funds (ETFs)
Totals	133	123	9	1
Gain / Lose / Same:	77 / 32 / 24	72 / 31 / 20	4 / 1 / 4	1 / 0 / 0
Athex Capitalisation (mill. €) **	99,921.67	99,839.19	82.49	
Daily Average Trans/ons Value(thou.€)	140,211.90	139,961.79	47.54	310.78
Transactions Value	159,373.13	158,328.18	21.67	1,023.27
Main Board:	143,532.28	142,487.34	21.67	1,023.27
Blocks Board 6_2_3:	15,840.84	15,840.84	0.00	0.00
Forced Sales Board:	0.00	0.00	0.00	0.00
Special Terms Board:	0.00	0.00	0.00	0.00
Daily Average Transactions Volume	32,469,927	32,269,720	212,484	9,140
Transactions Volume	34,469,439	34,370,644	69,850	28,945
Main Board:	32,163,663	32,064,868	69,850	28,945
Blocks Board 6_2_3:	2,305,776	2,305,776	0	0
Forced Sales Board:	0	0	0	0
Special Terms Board:	0	0	0	0
Daily Average Number of Trades	41,465	41,328	78	60
Number of Trades	47,066	46,964	63	39
Main Board:	47,047	46,945	63	39
Blocks Board 6_2_3:	19	19	0	0
Forced Sales Board:	0	0	0	0
Special Terms Board:	0	0	0	0

## Trading Details by Athex Sectors and Financial Instruments (ETFs)

Code	Sectors	Gain / Lose / Same	Number of Trades	Transactions Volume	Transactions Value	% of Total Trans. Value
3010	- Banks	6 / 1 / 0	17,896	25,278,590	77,350,772.14	48.53%
5510	- Basic Resources	8 / 6 / 2	1,859	588,755	2,206,764.03	1.38%
5010	- Construction & Materials	7 / 6 / 2	3,441	965,511	5,958,152.82	3.74%
4020	- Consumer Products & Services	2 / 2 / 3	536	124,047	397,401.08	0.25%
6010	- Energy	3 / 1 / 0	2,356	445,108	5,822,125.31	3.65%
12000	- Financial Instruments	1 / 0 / 0	39	28,945	1,023,274.05	0.64%
3020	- Financial Services	3 / 0 / 2	593	91,395	482,132.12	0.30%
4510	- Food Beverage & Tobacco	4 / 1 / 3	307	43,962	768,402.87	0.48%
2010	- Health Care	2 / 1 / 0	191	131,850	124,852.70	0.08%
5020	- Industrial Goods & Services	11 / 3 / 4	2,148	573,327	3,434,417.61	2.15%
3030	- Insurance	0 / 1 / 0	28	3,579	17,297.78	0.01%
4030	- Media	0 / 0 / 1	11	1,538	745.34	0.00%
4520	- Personal Care, Drug & Grocery Stores	2 / 0 / 0	310	26,880	276,672.43	0.17%
3510	- Real Estate	5 / 5 / 3	1,533	693,511	2,439,824.26	1.53%
4040	- Retail	3 / 2 / 2	1,653	358,990	6,893,472.18	4.33%
1010	- Technology	10 / 1 / 0	2,344	938,953	3,507,513.69	2.20%
1510	- Telecommunications	1 / 1 / 0	2,022	403,034	5,744,796.94	3.60%
4050	- Travel & Leisure	4 / 1 / 1	3,252	2,339,880	11,860,199.60	7.44%
6510	- Utilities	5 / 0 / 1	6,547	1,431,584	31,064,309.46	19.49%

## Top 10 best &amp; worst performing Shares

## Main Market

With positive Price change			With negative Price change		
	Closing price	change		Closing price	change
TECHNICAL OLYMPIC SA (CR)	2.9	6.23% #	KEKROPS SA (CR)	1.595	-4.49% €
PRODEA (CR)	7.8	6.12% #	SPACE HELLAS SA (CR)	7.54	-2.08% €
ALUMIL (CR)	2.8	5.66% #	ELINOIL S.A. (CR)	2.41	-2.03% €
TITAN CEMENT (CB)	28.35	4.61% #	DOMIKI KRITIS SA (CR)	4.48	-1.54% €
NATIONAL BANK (CR)	7.512	3.99% #	EKTER SA (CR)	4.225	-1.40% €
ALPHA SERVICES HOLD (CR)	1.667	3.64% #	ELLAKTOR (CR)	2.57	-1.34% €
EUROBANK HOLDINGS (CR)	1.9845	3.36% #	ELTON SA (CR)	1.86	-1.06% €
INTRALOT (CR)	1.17	3.36% #	MEDICON S.A (CR)	2.92	-1.02% €
VIOHALCO SA/NV (CB)	5.77	3.04% #	OPTIMA BANK (CR)	10.28	-0.77% €
REVOIL (CR)	1.625	2.85% #	AUTOHELLAS SA (CR)	12.88	-0.77% €

With the highest Transactions Value			With the highest Transactions Volume		
	Value (thou. €)	change		Volume	change
PIRAEUS FINANCIAL HOLD (CR)	35,580.88	2.80% #	PIRAEUS FINANCIAL HOLD (CR)	8,955,576	2.80% #
MYTILINEOS (CR)	22,743.93	2.54% #	EUROBANK HOLDINGS (CR)	8,951,714	3.36% #
EUROBANK HOLDINGS (CR)	17,574.02	3.36% #	ALPHA SERVICES HOLD (CR)	5,384,424	3.64% #
NATIONAL BANK (CR)	13,526.33	3.99% #	NATIONAL BANK (CR)	1,816,911	3.99% #
ALPHA SERVICES HOLD (CR)	8,880.34	3.64% #	INTRALOT (CR)	1,675,888	3.36% #
OPAP (CR)	8,827.65	0.06% #	MYTILINEOS (CR)	591,523	2.54% #
JUMBO SA (CR)	6,423.85	1.01% #	OPAP (CR)	528,721	0.06% #
OTE (CR)	5,723.83	2.27% #	PPC (CR)	441,073	1.78% #
PPC (CR)	5,015.20	1.78% #	OTE (CR)	400,291	2.27% #
MOTOR OIL (CR)	3,425.01	0.68% #	VIOHALCO SA/NV (CB)	289,604	3.04% #

Note: Stocks that are not included in the "Under Supervision" category, and the transactions value is more than 10,000 €.

## Derivatives Summary

	Number of Trades	Volume	Open Interest
<b>Index Futures</b>	<b>383</b>	<b>1,105</b>	<b>4,620</b>
FTSE/Athex Banks	8	33	907
FTSE/Athex Large Cap	375	1,072	3,670
MSCI GREECE REBASED	0	0	43
<b>Stock Futures</b>	<b>2,433</b>	<b>39,488</b>	<b>438,277</b>
ADMIE (IPTO) HOLDING S.A. (CR)	37	340	26,663
AEGEAN AIRLINES (CR)	21	80	4,873
ALPHA SERVICES HOLD (CR)	365	18,684	153,796
ATHENS INTL AIRPORT (CR)	6	37	1,024
AUTOHELLAS SA (CR)	1	3	205
AVAX S.A. (CR)	11	21	864
CC HBC AG (CR)	1	1	104
CENERGY HOLDINGS (CB)	21	60	4,544
ELLAKTOR (CR)	64	188	4,104
ELVALHALCOR (CR)	39	206	4,117
EUROBANK HOLDINGS (CR)	250	4,443	32,100
EYDAP S.A. (CR)	2	6	4,333
FOURLIS (CR)	6	30	1,040
GEK TERNA (CR)	24	76	15,146
HELLENIC EXCHANGES-A.S.E. (CR)	47	205	7,704
HELLENIQ ENERGY (CR)	55	284	4,635
INTRACOM HOLDINGS (CR)	79	532	7,602
INTRAKAT (CR)	21	129	2,232
JUMBO SA (CR)	8	30	174
LAMDA DEVELOPMENT SA (CR)	18	93	7,283
MIG (CR)	0	0	106
MOTOR OIL (CR)	7	20	417
MYTILINEOS (CR)	174	775	5,763
NATIONAL BANK (CR)	227	2,106	13,018
OPAP (CR)	7	35	856
OPTIMA BANK (CR)	20	49	141
OTE (CR)	51	201	5,754
P.P.A. S.A. (CR)	0	0	131
PIRAEUS FINANCIAL HOLD (CR)	330	8,133	62,097
PPC (CR)	187	1,181	29,895
QUEST HOLDINGS (CR)	22	66	232
TERNA ENERGY (CR)	60	250	31,208
TITAN CEMENT (CB)	17	32	185
VIOHALCO SA/NV (CB)	255	1,192	5,931
<b>Index Options</b>	<b>22</b>	<b>256</b>	<b>382</b>
FTSE/Athex Large Cap	22	256	382
<b>Stock Options</b>	<b>1</b>	<b>30</b>	<b>406</b>
ALPHA SERVICES HOLD (CR)	0	0	0
NATIONAL BANK (CR)	1	30	324
OPAP (CR)	0	0	1
OTE (CR)	0	0	16
PIRAEUS FINANCIAL HOLD (CR)	0	0	0
PPC (CR)	0	0	65
<b>Total Derivatives Traded</b>	<b>2,839</b>	<b>40,879</b>	<b>443,685</b>



Number of Outstanding Securities	Nominal Value	Dividends [1]			Date of Last Coupon		Note	Shares	Closing price	% change	Previous closing price/date	Open price	Price min	Price max	Last price	Avg price	Last Bid [7]	Last Ask [7]	P/E after tax	Year	Volume	Trades	Transactions Value[8]	Company Mkt Value (thou. €)	Year low	Year high	Sector[4]		
2021	2022	2023	Dividend [2]	Right																									
2,352,839,697	0.290	---	---	---	07/04/2008	18/04/2017	---	ALPHA SERVICES HOLD (CR)	1.667	3.64	P	1.6085	22/04/2024	1.61	1.61	1.667	1.667	1.649	300@1.66	1600@1.67	---	---	5,384,424	3,401	8,880,339.33	3,922,183.77	1.504	1.79	30101010
36,353,868	1.00	---	(0.025)	---	10/07/2023	21/08/2023	---	AUSTRIACARD (CB)	6.5	1.56	P	6.4	22/04/2024	6.4	6.4	6.5	6.5	6.476	500@6.47	161@6.50	---	---	32,875	132	212,891.72	236,300.14	5.8	6.8	10101010
48,624,764	0.080	0.46	0.65	0.7	22/04/2024	05/12/2022	---	AUTOHELLAS SA (CR)	12.88	-0.77	€	12.98	22/04/2024	13	12.84	13	12.88	12.917	455@12.86	16@12.90	---	---	22,179	262	286,476.04	626,286.96	12.78	14.1	40201040
190,162,681	---	---	0.05	---	19/06/2023	07/12/2016	---	CENERGY HOLDINGS (CB)	7.44	0.41	P	7.41	22/04/2024	7.44	7.38	7.5	7.44	7.429	6@7.43	613@7.45	---	---	166,245	483	1,234,978.09	1,414,810.35	6.71	7.67	50202010
372,977,222	6.70	0.71	0.78	---	25/05/2023	29/04/2013	---	CC HBC AG (CR)	29.5	1.65	P	29.02	22/04/2024	29.02	29.5	29.5	29.301	2@29.42	12@29.52	---	---	21,952	169	643,206.001	1,002,828.05	25.66	29.67	45101020	
3,716,479,777	0.220	---	---	---	02/05/2008	20/05/2019	---	EUROBANK HOLDINGS (CR)	1.9845	3.36	P	1.92	22/04/2024	1.914	1.914	1.985	1.9845	1.963	310@1.98	1050@1.99	---	---	8,951,714	3,887	17,574,019.13	7,375,354.12	1.599	1.985	30101010
52,131,944	1.00	0.1102	0.11	---	29/06/2023	23/07/2019	---	FOURLIS (CR)	4.17	-0.24	€	4.18	22/04/2024	4.15	4.145	4.2	4.17	4.182	557@4.16	189@4.18	---	---	92,231	320	385,728.90	217,390.21	3.85	4.37	40401010
305,635,185	2.18	0.1	0.3	0.3	10/01/2024	01/10/2003	---	HELLENIO ENERGY (CR)	8.31	0.54	P	8.265	22/04/2024	8.3	8.3	8.43	8.31	8.355	2285@8.31	3000@8.37	---	---	279,088	1,252	2,331,734.70	2,539,828.39	7.03	8.64	60101020
48,003,921	0.400	---	---	---	30/08/1993	26/06/2023	---	IDEAL HOLDINGS (CR)	6.4	2.07	P	6.27	22/04/2024	6.46	6.33	6.6	6.4	6.446	200@6.38	500@6.43	---	---	213,114	495	1,373,708.54	307,225.09	5.8	6.78	10102030
83,600,000	0.760	---	---	---	03/07/2007	17/07/2023	---	INTRACOM HOLDINGS (CR)	3.55	1.14	P	3.51	22/04/2024	3.545	3.46	3.575	3.55	3.533	62@3.55	80@3.57	---	---	160,074	529	565,499.91	296,780.00	3.14	4.335	10101010
160,523,985	0.300	---	---	---	12/08/2008	30/12/2022	---	INTRAKAT (CR)	5.03	0.60	P	5	22/04/2024	5.04	4.88	5.04	5.03	4.963	1073@5.02	506@5.03	---	---	278,596	528	1,382,698.91	807,435.64	4.46	5.64	50101010
136,059,759	0.880	0.77	0.322	---	19/03/2024	05/03/2014	---	JUMBO SA (CR)	28.06	1.01	P	27.78	22/04/2024	27.8	27.8	28.06	28.06	27.996	1459@28.04	1800@28.08	---	---	229,455	1,179	6,423,845.18	3,817,836.84	24.44	28.08	40401010
176,736,715	0.300	---	---	---	30/05/2007	27/11/2019	---	LAMDA DEVELOPMENT SA (CR)	7.03	-0.71	€	7.08	22/04/2024	7.09	6.93	7.09	7.03	7.021	15064@7.03	1123@7.04	---	---	208,230	811	1,461,895.22	1,242,459.11	6.15	7.31	35101010
27,345,120	0.280	---	---	---	18/07/2005	26/02/2014	---	QUALITY & RELIABILITY SA (CR)	1.426	1.28	P	1.408	22/04/2024	1.394	1.392	1.49	1.426	1.444	400@1.42	400@1.44	---	---	235,238	347	339,593.20	38,994.14	0.6	1.62	10101010
107,222,688	0.440	(0.5667)	0.2	---	20/06/2023	16/03/2022	---	QUEST HOLDINGS (CR)	5.7	1.79	P	5.6	22/04/2024	5.6	5.45	5.7	5.7	5.568	50@5.51	1422@5.70	---	---	36,044	260	200,691.57	611,169.32	5.02	6.25	10101010
78,325,475	---	---	0.6	---	28/06/2023	23/07/2019	---	TITAN CEMENT (CB)	28.35	4.61	P	27.1	22/04/2024	27.4	27.4	28.35	28.35	28.023	22@28.25	1766@28.35	---	---	69,542	659	1,948,758.15	2,220,527.22	20.9	28.35	50101030
259,189,761	0.1	0.12	---	---	19/06/2023	26/02/2016	---	VIOHALCO SANV (CB)	5.77	3.04	P	5.6	22/04/2024	5.62	5.62	5.78	5.77	5.696	551@5.75	1542@5.77	---	---	289,604	1,032	1,649,536.73	1,495,524.92	5.03	6.58	55102015
148,321,516	0.300	---	0.07	---	19/06/2023	22/01/2020	---	AVAX S.A. (CR)	1.49	-0.13	€	1.492	22/04/2024	1.492	1.478	1.528	1.49	1.496	2000@1.49	375@1.49	---	---	112,097	324	167,679.79	220,999.06	1.326	1.884	50101010
232,000,000	2.12	0.0854	0.0682	0.0582	04/10/2023	19/06/2017	---	ADMIE (IPTO) HOLDING S.A. (CR)	2.25	0.90	P	2.23	22/04/2024	2.23	2.2	2.25	2.25	2.229	503@2.24	1546@2.26	8.88	2023	222,942	468	496,934.97	522,000.00	2.08	2.425	65101015
90,167,100	0.500	---	---	---	03/06/2019	24/05/2021	---	AEGEAN AIRLINES (CR)	12.33	0.33	P	12.29	22/04/2024	12.21	12.21	12.41	12.33	12.343	941@12.30	7044@12.34	---	---	78,431	537	968,102.56	1,111,760.34	11.08	12.96	40501010
103,423,291	0.570	---	---	---	01/08/2011	23/08/2023	---	GEK TERNA (CR)	16.6	1.34	P	16.38	22/04/2024	16.34	16.32	16.6	16.6	16.451	212@16.50	224@16.60	---	---	92,198	827	1,516,747.48	1,716,826.63	12.98	17.1	50101010
382,000,000	2.48	---	---	---	20/07/2015	12/12/2001	---	PPC (CR)	11.42	1.78	P	11.22	22/04/2024	11.3	11.3	11.47	11.42	11.37	826@11.41	609@11.43	---	---	441,073	1,646	5,015,199.94	4,362,440.00	10.85	12.67	65101015
300,000,000	1.00	---	---	---	07/02/2024	---	---	ATHENS INTL AIRPORT (CR)	8.448	1.17	P	8.35	22/04/2024	8.45	8.35	8.49	8.448	8.434	527@8.45	1980@8.46	---	---	158,971	623	1,340,744.85	2,534,400.00	8.104	9.56	50206060
914,715,153	1.00	---	---	---	16/05/2008	29/08/2018	---	NATIONAL BANK (CR)	7.512	3.99	P	7.224	22/04/2024	7.27	7.262	7.512	7.512	7.445	1032@7.50	6269@7.51	---	---	1,816,911	4,122	13,526,334.03	6,871,340.23	6.222	7.512	30101010
11,250,000	0.520	0.0405	0.08	---	07/08/2023	09/11/2015	---	EKTER SA (CR)	4.225	-1.40	€	4.285	22/04/2024	4.29	4.175	4.3	4.225	4.238	4199@4.23	500@4.25	---	---	38,067	164	161,336.64	47,531.25	3.75	4.57	50101010
375,241,586	0.390	0.03	0.06	---	26/06/2023	14/07/2006	---	ELVALHALCOR (CR)	1.97	0.61	P	1.958	22/04/2024	1.952	1.924	1.972	1.97	1.952	2500@1.96	2624@1.97	---	---	175,573	462	342,786.19	739,225.92	1.768	2.435	55102015
348,192,005	0.040	---	---	---	05/07/2011	16/07/2021	---	ELLAKTOR (CR)	2.57	-1.34	€	2.605	22/04/2024	2.605	2.555	2.63	2.57	2.589	39150@2.56	3600@2.61	---	---	259,251	660	671,322.27	894,853.45	2.38	2.84	50101010
60,348,000	0.420	0.1515	0.1565	---	14/06/2023	04/08/2021	---	HELLENIC EXCHANGES-A.S.E. (CR)	5.23	1.75	P	5.14	22/04/2024	5.15	5.15	5.24	5.23	5.188	357@5.23	1100@5.24	---	---	85,412	501	443,136.97	315,620.04	4.825	5.92	30202015
106,500,000	0.600	0.28	0.02	---	13/09/2023	13/09/2021	---	EYDAP S.A. (CR)	5.8	0.87	P	5.75	22/04/2024	5.7	5.7	5.81	5.8	5.756	50@5.71	1368@5.80	---	---	28,286	206	162,816.57	617,700.00	5.38	6.15	65102030
604,095,621	0.300	---	---	---	30/05/2013	10/10/2023	---	INTRALOT (CR)	1.17	3.36	P	1.132	22/04/2024	1.134	1.128	1.176	1.17	1.153	100@1.16	12054@1.17	---	---	1,675,888	772	1,932,233.69	706,791.88	1.014	1.264	40501020
110,782,980	0.750	0.9054	1.6299	0.4091	18/12/2023	04/11/2013	---	MOTOR OIL (CR)	26.54	0.68	P	26.36	22/04/2024	26.36	26.2	26.58	26.54	26.466	2328@26.50	600@26.58	---	---	129,412	968	3,425,013.82	2,940,180.29	23.56	28	60101020
142,891,161	0.970	0.4341	1.24	---	27/06/2023	07/07/2017	---	MYTILINEOS (CR)	38.8	2.54	P	37.84	22/04/2024	37.96	37.92	38.86	38.8	38.45	155@38.76	1256@38.82	---	---	591,523	2,930	22,743,929.54	5,544,177.05	33	39.56	65102000
370,062,741	0.300	0.6	1	1.0018	02/11/2023	19/06/2023	---	OPAP (CR)	16.65	0.06	P	16.64	22/04/2024	16.64	16.64	16.75	16.65	16.696	5221@16.64	100@16.71	---	---	528,721	1,703	8,827,650.96	6,161,544.64	15.32	17.35	40501020
418,002,013	2.83	0.8231	0.5888	---	05/07/2023	18/06/1998	---	OTE (CR)	14.42	2.27	P	14.1	22/04/2024	14.19	14.06	14.49	14.42	14.299	2500@14.38	3784@14.43	---	---	400,291	1,989	5,723,834.90	6,027,589.03	12.76	14.49	15102015
1,250,367,223	0.930	---	---	---	16/05/2008	14/04/2021																							

Number of Outstanding Securities	Nominal Value	Dividends [1]			Date of Last Coupon Dividend [2]	Coupon Right	Note	Shares	Closing price	% change	Previous closing price/date	Open price	Price min	Price max	Last price	Avg price	Last Bid [7]	Last Ask [7]	P/E after tax	Year	Volume	Trades	Transactions Value[8]	Company Mkt Value (thou. €)	Year low	Year high	Sector[4]
73,694,142	3.45	---	---	---	04/10/2023	---	OPTIMA BANK (CR)	10.28	-0.77	€ 10.36 22/04/2024	10.36	10.18	10.68	10.28	10.385	100@10.26	500@10.36	---	---	163,802	708	1,701,131.00	757,575.78	7.24	10.68	30101010	
<b>Main Market - Medium Liquidity Class</b>																											
13,126,020	0.660	0.1163	0.1158	---	26/07/2023	04/09/2020	---	AS COMPANY SA (CR)	2.66	-0.75	€ 2.68 22/04/2024	2.62	2.62	2.67	2.66	2.654	40@2.60	985@2.66	---	---	1,530	20	4,061.37	34,915.21	2.32	2.7	40401030
14,000,000	1.95	3.42	0.26	---	19/07/2023	26/03/2024	---	ALPHA REAL ESTATE (CR)	7.4	-1.33	€ 7.5 22/04/2024	7.62	7.34	7.62	7.4	7.393	40@7.40	1250@7.50	---	---	1,170	7	8,650.36	103,600.00	7	11.75	35101015
3,114,144	0.360	0.3427	0.2304	---	29/05/2023	02/06/2020	---	ALPHA TRUST HOLDINGS (CR)	7.54	---	~ 7.54 22/04/2024	7.54	7.54	7.58	7.58	7.546	300@7.60	---	---	---	950	16	7,169.00	23,480.65	5.9	7.58	30202010
243,164,193	0.300	---	---	---	30/12/2021	05/12/2023	---	ATTICA HOLDINGS (CR)	2.36	0.86	P 2.34 22/04/2024	2.34	2.32	2.37	2.36	2.342	1126@2.35	480@2.36	---	---	50,876	209	119,144.90	573,867.50	1.86	2.46	40501015
35,764,593	2.10	0.075	0.1046	---	02/05/2023	25/11/2019	---	BRIQ PROPERTIES (CR)	1.945	0.26	P 1.94 22/04/2024	1.935	1.935	1.95	1.95	1.945	1000@1.95	210@1.95	---	---	19,108	37	37,171.57	69,562.13	1.865	1.985	35102030
101,123,806	0.360	---	---	---	22/07/2010	28/06/2011	---	CENTRIC HOLDINGS (CR)	0.38	0.26	P 0.379 22/04/2024	0.38	0.37	0.386	0.38	0.379	1300@0.377	50@0.380	---	---	64,107	78	24,288.66	38,427.05	0.353	0.467	40203040
784,500	10.00	0.3	---	0.2508	30/11/2023	31/07/2018	---	CNL CAPITAL (CR)	6.75	---	~ 6.75 22/04/2024	6.8	6.65	6.8	6.8	6.721	100@6.70	839@6.80	---	2022	1,815	22	12,199.10	5,295.38	6.65	9	30202010
10,567,700	0.300	---	---	---	06/10/2005	13/02/2002	---	CPI SA (CR)	0.77	1.58	P 0.758 22/04/2024	0.782	0.75	0.782	0.77	0.762	5049@0.750	1500@0.778	---	---	120,916	145	92,080.60	8,137.13	0.606	0.99	10102030
18,680,300	0.050	---	---	---	06/07/2022	---	---	DIMAND (CR)	9.69	-0.61	€ 9.75 22/04/2024	9.78	9.68	9.8	9.69	9.759	31@9.68	103@9.69	---	---	8,751	73	85,401.29	181,012.11	9.6	10.95	35101010
54,200,000	0.075	0.035	0.074	---	18/07/2023	23/11/2021	---	EPSILON NET (CR)	9.61	1.37	P 9.48 22/04/2024	9.5	9.13	9.69	9.61	9.564	101@9.43	8627@9.61	---	---	29,780	126	284,829.56	520,862.00	8.8	11.18	10101015
10,500,000	2.40	0.29	0.3	---	16/05/2023	02/04/2024	---	INTERCONTINENTAL (CR)	4.42	-0.90	€ 4.46 22/04/2024	4.36	4.36	4.44	4.42	4.412	80@4.42	20@4.46	7.59	2023	430	8	1,897.20	46,410.00	4.18	6.9	35102000
167,868,482	0.300	---	---	---	20/08/2007	28/11/2022	---	LAVIPHARM SA (CR)	0.855	0.94	P 0.847 22/04/2024	0.847	0.84	0.858	0.855	0.851	6000@0.851	478@0.855	---	---	123,376	129	104,966.03	143,527.55	0.76	0.96	20103015
4,740,000	0.860	---	---	---	14/03/2003	---	---	LOGISMOS S.A. (CR)	1.39	-0.71	€ 1.4 22/04/2024	1.36	1.36	1.42	1.39	1.392	500@1.36	835@1.40	---	2022	8,450	24	11,761.30	6,588.60	1.13	1.42	10101015
17,120,280	0.940	0.06	---	---	27/06/2022	26/06/2023	---	LOULIS FOOD (CR)	2.75	2.23	P 2.69 22/04/2024	2.7	2.65	2.76	2.75	2.696	2000@2.72	60@2.74	---	---	3,215	30	8,666.34	47,080.77	2.6	3.09	45102020
4,419,616	1.58	---	0.1531	---	10/07/2023	04/03/2015	---	MEDICON S.A (CR)	2.92	-1.02	€ 2.95 22/04/2024	2.95	2.87	2.95	2.92	2.904	300@2.87	200@2.93	---	---	4,735	36	13,749.96	12,905.28	2.81	3.49	20102010
10,500,000	0.950	---	---	---	24/06/2008	21/07/2023	---	MEVACO SA (CR)	3.87	-2.27	€ 3.96 22/04/2024	4	3.87	4.01	3.95	3.888	1093@3.87	411@3.94	---	2022	2,412	18	9,378.86	40,635.00	3.62	4.32	55102015
31,317,025	0.400	---	---	---	26/04/2007	10/05/2023	---	MIG (CR)	3.91	0.26	P 3.9 22/04/2024	3.835	3.835	3.94	3.92	3.909	1@3.90	115@3.92	---	---	825	26	3,225.23	122,449.57	3.71	4.9	30202000
138,218,440	0.870	---	---	---	11/12/2023	---	---	ORILINA PROPERTIES REIC (CR)	0.878	0.34	P 0.875 22/04/2024	0.882	0.862	0.888	0.875	0.875	300@0.870	330@0.887	---	---	27,037	85	23,662.05	121,355.79	0.845	0.9628	35102000
87,127,162	0.500	---	---	---	08/06/2023	28/07/2021	---	PREMIA (CR)	1.16	1.75	P 1.14 22/04/2024	1.138	1.138	1.168	1.16	1.154	1000@1.16	5000@1.16	---	---	203,942	329	235,421.90	101,067.51	1.112	1.21	35102000
24,586,446	0.230	---	0.04	---	03/07/2023	08/06/2022	---	PROFILE SA (CR)	4.445	1.60	P 4.375 22/04/2024	4.385	4.32	4.45	4.445	4.374	960@4.44	156@4.45	---	---	75,893	218	331,951.49	109,286.75	3.925	4.81	10101010
6,456,530	1.08	0.12	0.1314	---	17/07/2023	02/08/2010	---	SPACE HELLAS SA (CR)	7.54	-2.08	€ 7.7 22/04/2024	7.72	7.54	7.74	7.54	7.642	50@7.48	20@7.64	---	---	2,743	33	20,962.04	48,682.24	7	8.48	15101010
120,528,771	1.60	---	---	---	10/11/2023	---	---	TRADE ESTATES REIC (CR)	1.746	0.81	P 1.732 22/04/2024	1.74	1.738	1.75	1.738	1.745	110@1.73	1474@1.74	---	---	19,454	33	33,948.69	210,443.23	1.626	1.788	35102045
17,190,046	0.300	---	---	---	16/11/1992	04/12/2023	---	UNIBIOS (CR)	1.22	0.41	P 1.215 22/04/2024	1.225	1.2	1.24	1.22	1.217	256@1.22	5650@1.23	---	---	17,132	43	20,851.88	20,971.86	1.08	1.45	50204000
13,000,000	0.650	---	---	---	01/08/2007	07/04/2000	5093	AKRITAS SA (CR)	0.91	2.82	P 0.885 22/04/2024	0.885	0.875	0.925	0.91	0.91	29@0.915	100@0.950	---	---	660	26	600.59	11,830.00	0.78	1.33	50101035
32,413,681	0.370	---	---	---	15/07/2009	11/05/2000	---	ALUMIL (CR)	2.8	5.66	P 2.65 22/04/2024	2.67	2.61	2.8	2.8	2.724	200@2.75	500@2.82	---	---	53,916	133	146,875.25	90,758.31	2.48	3.18	55102035
3,576,883	3.44	0.5109	---	---	30/10/2023	19/07/2022	---	ANDROMEDA SA (CR)	6.8	0.89	P 6.74 22/04/2024	6.74	6.74	6.92	6.8	6.854	125@6.76	50@6.96	3.76	2023	2,393	28	16,401.82	24,322.80	6.42	7.18	30204000
18,810,000	0.400	---	---	---	08/07/2010	14/11/2007	---	VARVERIS - MODA BAGNO SA (CR)	3.02	---	~ 3.02 22/04/2024	3.09	3.02	3.09	3.02	3.083	90@3.02	400@3.09	---	---	890	8	2,744.10	56,806.20	1.9	3.44	40401025
23,986,500	1.04	---	---	---	26/06/2009	28/08/2023	---	BIOKARPET S.A.(CR)	2.65	-0.75	€ 2.67 22/04/2024	2.76	2.64	2.77	2.65	2.678	139@2.65	151@2.74	---	---	6,830	70	18,293.54	63,564.23	2.47	3.13	50101035
6,325,000	0.600	0.19	0.153	---	03/07/2023	17/02/2014	---	VOYATZOGLOU (CR)	2.5	0.81	P 2.48 22/04/2024	2.48	2.46	2.5	2.5	2.5	2@2.50	180@2.52	---	---	687	6	1,717.28	15,812.50	2.16	2.7	50205010
24,060,000	0.300	0.055	0.075	---	25/04/2023	01/07/2019	---	GEN. COMMERCIAL & IND.SA (CR)	1.67	-1.18	€ 1.69 22/04/2024	1.66	1.65	1.68	1.67	1.659	84@1.66	300@1.68	11.30	2023	2,368	24	3,927.85	40,180.20	1.565	1.95	50205010
15,878,748	0.480	---	---	---	10/07/2006	22/03/2004	---	DOMIKI KRITIS SA (CR)	4.48	-1.54	€ 4.55 22/04/2024	4.665	4.48	4.665	4.48	4.489	266@4.48	114@4.60	---	---	9,820	28	44,079.00	71,136.79	3.07	4.81	50101010
34,720,000	0.310	---	---	---	16/06/2010	01/08/2007	---	DROMEAS SA (CR)	0.35	---	~ 0.35 22/04/2024	0.345	0.343	0.355	0.35	0.348	500@0.340	1300@0.350	---	---	4,550	15	1,581.25	12,152.00	0.321	0.398	40202015
13,673,200	0.420	---	---	---	18/07/2008	26/07/2001	---	EVROFARMA SA (CR)	1.685	0.90	P 1.67 22/04/2024	1.725	1.64	1.725	1.685	1.696	50@1.67	270@1.69	---	---	6,717	35	11,391.06	23,039.34	1.2	1.94	45102020
18,410,839	1.00	0.262	0.202	---	23/08/2023	10/09/2010	---	ELASTRON (CR)	2.48	0.81	P 2.46 22/04/2024	2.47	2.47	2.57	2.48	2.496	110@2.45	480@2.48	---	---	6,480	36	16,174.15	45,658.88	2.31	2.84	55102010
23,828,130	0.500	0.0737	---	---	18/07/2022	17/02/2009	---	ELINOIL S.A. (CR)	2.41	-2.03	€ 2.46 22/04/2024	2.46	2.37	2.46	2.41	2.392	393@2.37	600@2.42	---	---	7,848	55	18,773.79	57,425.79	2.23	2.94	60101020
19,864,886	5.60	0.672	0.672	0.672	18/04/2024	02/07/2008	---	BANK OF GREECE (CR)	14.4	0.35	P 14.35 22/04/2024	14.5	14.2	14.5	14.4	14.387	1@14.40	150@14.45	---	---	5,967	68	85,845.30	286,054.36	13.6		

Daily Official List

Year: 145 Trading Day No: 77

Section 2: Analytic Figures of Shares Transactions

Tuesday, 23 April, 2024

Number of Outstanding Securities	Nominal Value	Dividends [1]			Date of Last Coupon		Note	Shares	Closing price	% change	Previous closing price/date	Open price	Price min	Price max	Last price	Avg price	Last Bid [7]	Last Ask [7]	P/E after tax	Year	Volume	Trades	Transactions Value[8]	Company Mkt Value (thou. €)	Year low	Year high	Sector[4]	
		2021	2022	2023	Dividend [2]	Right																						
26,730,187	0.520	0.1	0.12	---	29/06/2023	01/08/2017	---	ELTON SA (CR)	1.86	-1.06	€ 1.88	22/04/2024	1.898	1.85	1.898	1.86	1.86	66@1.86	1000@1.86	---	---	13,938	86	25,922.79	49,718.15	1.786	2.36	50205010
30,000,000	0.050	0.09	0.1	---	09/06/2023	11/06/2020	---	ENTERSOFT (CR)	7.86	0.13	€ 7.85	22/04/2024	7.85	7.85	7.88	7.86	7.854	11400@7.85	10780@7.86	---	---	8,229	17	64,633.53	235,800.00	5.68	8.1	10101015
36,300,000	1.12	0.2186	---	---	14/09/2022	12/12/2007	---	THESSALONIKA WATER & SEWERAGE	3.27	---	€ 3.27	22/04/2024	3.31	3.24	3.32	3.27	3.279	120@3.27	550@3.32	---	---	3,503	28	11,485.40	118,701.00	3.15	3.58	65102030
15,083,480	0.150	---	---	---	02/06/2010	29/01/2024	---	EUROCONSULTANTS S.A. (CR)	1.245	0.81	€ 1.235	22/04/2024	1.26	1.225	1.265	1.245	1.236	1657@1.24	1500@1.26	---	---	54,853	115	67,795.80	18,778.93	1.1	1.345	50205020
114,320,400	0.100	0.01	---	---	26/11/2021	05/08/2019	---	IKTINOS HELLAS SA (CR)	0.455	---	€ 0.455	22/04/2024	0.459	0.455	0.468	0.455	0.459	387@0.455	90@0.460	---	---	22,866	43	10,493.39	52,015.78	0.433	0.599	50101035
8,636,132	0.450	---	0.02	---	17/07/2023	13/10/2014	---	ILYDA S.A. (CR)	1.65	1.23	€ 1.63	22/04/2024	1.625	1.61	1.68	1.65	1.629	250@1.63	430@1.65	---	2022	18,340	51	29,872.27	14,249.62	1.29	2.02	10101015
3,417,600	0.100	0.016	0.016	---	03/07/2023	02/04/2024	---	INTERWOOD-XYLEMPORIA (PR)	0.334	1.83	€ 0.328	22/04/2024	0.34	0.282	0.34	0.334	0.321	100@0.286	254@0.334	---	---	15	9	4.81	15,116.20	0.2588	0.388	50101020
46,582,400	0.100	---	---	---	25/07/2008	02/04/2024	---	INTERWOOD-XYLEMPORIA (CR)	0.3	1.35	€ 0.296	22/04/2024	0.298	0.291	0.3	0.3	0.298	300@0.295	2361@0.300	---	---	54,969	41	16,367.88	15,116.20	0.277	0.3917	50101020
18,567,912	0.590	0.24	---	---	05/07/2023	26/01/2021	---	INTERLIFE G.C.I.(CR)	4.82	-0.41	€ 4.84	22/04/2024	4.85	4.8	4.88	4.82	4.833	104@4.81	32@4.82	---	2022	3,579	28	17,297.78	89,497.34	4.62	5.3	30302025
8,424,900	0.500	---	---	---	12/07/2010	04/07/2019	---	INTERTECH SA (CR)	1.235	---	€ 1.235	22/04/2024	1.245	1.2	1.245	1.235	1.213	200@1.21	93@1.24	---	2022	6,978	57	8,462.45	10,404.75	1.18	1.485	50205010
19,804,134	0.150	---	---	---	01/07/2004	06/11/2017	---	KEKROPS SA (CR)	1.595	-4.49	€ 1.67	22/04/2024	1.67	1.595	1.72	1.595	1.649	1565@1.59	940@1.66	---	2022	12,006	56	19,797.52	31,587.59	1.455	1.965	35101010
40,219,218	0.260	---	---	---	29/08/2022	10/06/2019	---	KLOUKINAS - LAPPAS SA (CR)	1.595	-0.31	€ 1.6	22/04/2024	1.61	1.57	1.64	1.595	1.602	1000@1.57	1002@1.60	---	---	10,455	50	16,749.77	64,149.65	1.425	1.825	50101010
11,510,102	0.890	---	---	---	24/06/2005	06/10/1999	---	NAFPAKTOS TEXTILE (CR)	1.03	6.85	€ 0.964	22/04/2024	1.02	0.984	1.045	1.045	1.021	191@0.986	1500@1.05	---	---	4,692	22	4,788.66	11,855.41	0.944	1.34	55101020
21,224,340	0.420	0.02	---	---	06/09/2022	25/04/2006	---	KORDELLOS BROS SA (CR)	0.54	---	€ 0.54	22/04/2024	0.54	0.508	0.554	0.54	0.523	282@0.532	1741@0.540	---	2022	13,331	53	6,974.14	11,461.14	0.508	0.684	55102010
33,065,136	0.380	0.2001	0.2004	---	24/08/2023	16/09/2013	---	KRI-KRI S.A. (CR)	11	---	€ 11	22/04/2024	10.85	10.85	11.25	11	11.019	81@10.95	1207@11.00	11.27	2023	8,553	62	94,247.00	363,716.50	9.58	12.3	45102020
7,595,160	0.600	---	---	---	10/09/2019	18/08/2010	---	KIRIAKOULIS SHIPPING SA (CR)	1.4	-2.78	€ 1.44	22/04/2024	1.44	1.4	1.44	1.4	1.419	150@1.39	200@1.43	---	---	5,814	26	8,247.49	10,633.22	0.95	1.65	40501015
6,200,000	0.500	---	---	---	22/06/2010	01/11/1995	---	MINERVA KNITWEAR (CR)	0.635	-0.78	€ 0.64	22/04/2024	0.65	0.62	0.65	0.65	0.636	440@0.610	266@0.645	---	---	2,875	10	1,828.25	3,937.00	0.51	0.98	40204020
5,939,268	0.620	---	---	---	10/07/2003	03/01/2002	---	LANAKAM SA (CR)	1.1	1.85	€ 1.08	22/04/2024	1.01	1	1.1	1.1	1.058	2000@1.09	1349@1.15	---	---	14,492	41	15,329.54	6,533.19	0.92	1.18	40401020
9,819,370	0.500	---	---	---	14/08/2007	09/01/2004	---	MATHIOS REFRACTORY SA (CR)	1.065	-0.47	€ 1.07	22/04/2024	1.065	1.05	1.07	1.07	1.065	7@1.05	70@1.07	---	---	1,050	10	1,117.89	10,457.63	1	1.3	55101000
30,150,000	0.360	0.0401	0.0908	---	15/06/2023	25/04/2019	---	MOTODYNAMICS S.A. (CR)	3.03	1.17	€ 2.995	22/04/2024	3.045	2.985	3.05	3.03	3.029	1500@2.99	950@3.03	---	---	20,367	83	61,695.09	91,354.50	2.83	3.34	40401030
43,200,000	1.00	0.0824	---	---	07/09/2022	13/09/2023	---	MPL E KEDROS (CR)	3.33	---	€ 3.33	22/04/2024	3.32	3.32	3.33	3.33	3.33	300@3.32	1000@3.37	---	---	4,312	21	14,357.96	143,856.00	3.2	3.37	35102000
8,321,682	0.670	---	---	---	17/08/2007	23/11/1999	---	N. LEVENTERIS (CR)	0.352	---	€ 0.352	22/04/2024	0.352	0.352	0.352	0.352	0.352	500@0.322	1584@0.352	---	2022	3,944	6	1,388.29	3,724.30	0.27	0.4	55102010
2,160,524	0.670	---	---	---	03/12/2018	23/11/1999	---	N. LEVENTERIS (PR)	0.368	---	€ 0.368	22/04/2024	---	---	---	---	---	1500@0.330	2000@0.380	---	2022	---	---	---	3,724.30	0.26	0.41	55102010
10,080,000	3.00	1.5	1.45	---	11/05/2023	27/08/2001	---	TPA SA (CR)	22.4	---	€ 22.4	22/04/2024	22.5	22.4	22.5	22.4	22.458	268@22.40	1816@22.50	---	---	1,520	22	34,136.40	225,792.00	21.2	23.5	50206060
25,000,000	2.00	0.628	1.04	---	07/08/2023	08/08/2003	---	P.P.A. S.A. (CR)	24.75	0.20	€ 24.7	22/04/2024	24.7	24.25	24.9	24.75	24.62	20@24.70	5@24.75	9.26	2023	9,090	214	223,796.50	618,750.00	23	28.8	50206060
4,971,466	1.46	---	---	---	04/07/2007	08/10/2003	---	PAIRIS SA (CR)	1.22	-1.21	€ 1.235	22/04/2024	1.185	1.185	1.22	1.22	1.185	1840@1.18	205@1.22	---	---	1,005	9	1,191.07	6,065.19	1.04	1.71	50203030
27,098,594	0.540	0.05	0.0401	0.0702	19/04/2024	14/01/2021	---	PAPOUTSANIS (CR)	2.62	0.77	€ 2.6	22/04/2024	2.62	2.61	2.66	2.62	2.623	1450@2.59	150@2.67	17.40	2023	4,439	27	11,644.91	70,998.32	2.2	2.73	45201020
7,070,400	0.930	0.3242	0.2593	0.8645	15/04/2024	06/05/2016	---	PETROPOULOS PETROS (CR)	8.66	2.12	€ 8.48	22/04/2024	8.48	8.48	8.68	8.66	8.558	103@8.62	135@8.66	---	---	10,660	76	91,227.34	61,229.66	8.26	10.65	50206015
43,741,452	0.660	0.2723	0.2629	0.0699	30/11/2023	01/11/1999	---	THRACE PLASTICS SA (CR)	4.07	1.50	€ 4.01	22/04/2024	4.01	4.01	4.1	4.07	4.078	381@4.06	1383@4.07	---	---	84,748	340	345,569.95	178,027.71	3.8	4.595	50203015
21,912,599	0.300	---	0.048	---	18/05/2023	23/02/2007	---	REVOIL (CR)	1.625	2.85	€ 1.58	22/04/2024	1.58	1.58	1.65	1.62	1.62	875@1.61	730@1.63	---	---	28,760	81	46,603.00	35,607.97	1.49	1.94	60101020
13,582,223	1.35	---	---	---	24/06/2008	02/02/2016	---	SIDMA STEEL (CR)	2.06	-0.48	€ 2.07	22/04/2024	2.1	2.04	2.11	2.06	2.064	90@2.05	100@2.08	---	---	6,785	43	14,007.04	27,979.38	1.97	2.4	55102010
40,693,350	5.00	---	---	---	03/07/2006	26/05/2015	---	TECHNICAL OLYMPIC SA (CR)	2.9	6.23	€ 2.73	22/04/2024	2.7	2.7	2.9	2.9	2.822	500@2.85	135@2.91	---	---	29,136	167	82,209.38	118,010.72	2.49	3.05	40202010
3,048,000	0.300	---	---	---	06/07/2007	01/06/2021	---	TZIRAKIAN PROFIL (CR)	1.675	2.13	€ 1.64	22/04/2024	1.67	1.61	1.68	1.675	1.626	26@1.63	149@1.68	---	2022	443	15	720.23	5,105.40	1.56	1.925	55102010
10,203,575	0.730	---	---	---	16/07/2007	18/10/1999	---	FIERATEX SA (CR)	0.361	-1.37	€ 0.366	22/04/2024	0.354	0.35	0.361	0.361	0.354	2000@0.355	125@0.361	---	2022	9,200	8	3,258.50	3,683.49	0.335	0.538	55101020
8,340,750	1.16	---	---	---	25/06/2009	17/09/2018	---	HAIDEMENOS SA (CR)	0.655	---	€ 0.655	22/04/2024	---	---	---	---	---	400@0.635	182@0.700	---	2022	---	---	---	5,463.19	0.62	0.92	50205030

Main Market - Low Liquidity Class

50,014,177	0.050	---	---	---	04/06/2008	27/03/2023	---	ATTICA BANK S.A. (CR)	11.3	1.35	€ 11.15	22/04/2024
------------	-------	-----	-----	-----	------------	------------	-----	-----------------------	------	------	---------	------------

## Section 2: Analytic Figures of Shares Transactions

Tuesday, 23 April, 2024

Number of Outstanding Securities	Nominal Value	Dividends [1]			Date of Last Coupon		Note	Shares	Closing price	% change	Previous closing price/date	Open price	Price min	Price max	Last price	Avg price	Last Bid [7]	Last Ask [7]	P/E after tax	Year	Volume	Trades	Transactions Value[8]	Company Mkt Value (thou. €)	Year low	Year high	Sector[4]		
		2021	2022	2023	Dividend [2]	Right																							
11,869,224	0.540	0.136	0.15	---	03/07/2023	30/08/2019	---	FLEXOPACK SA (CR)	8.25	---	8.25	22/04/2024	8.3	8.1	8.3	8.2	8.21	745@8.20	748@8.25	---	---	1,999	7	16,411.50	97,921.10	7.55	8.65	50203030	
468,700	---	3.42	4.06	---	22/12/2023	21/05/2004	---	MERMEREN KOMB. A.D. PR. (GDR)	46.2	---	46.2	22/04/2024	---	---	---	---	50@42.00	54@45.80	---	2022	---	---	---	21,653.94	42.2	49.6	55102000		
57,434,884	1.17	---	---	---	05/06/2008	12/06/2009	---	REDS S.A. (CR)	2.7	---	2.7	22/04/2024	2.7	2.7	2.72	2.7	2000@2.52	287@2.72	---	---	187,446	63	506,106.20	155,074.19	2.25	2.74	35101010		
205,177,538	0.500	0.02	0.03	---	23/06/2023	28/12/2023	---	TRASTOR REAL EST. INV. CO.(CR)	1.12	---	1.12	22/04/2024	1.12	1.12	1.16	1.16	1.136	500@1.12	280@1.16	---	---	170	2	193.20	229,798.84	1.1	1.42	35102000	
15,300,000	0.300	---	---	---	30/07/2009	13/12/1999	---	ATTICA PUBLICATIONS SA (CR)	0.378	---	0.378	22/04/2024	---	---	---	---	---	690@0.378	---	---	---	---	---	5,783.40	0.292	0.414	40301030		
15,000,000	0.300	---	---	---	06/07/2007	18/07/2000	---	DAIOS PLASTICS SA (CR)	3.78	5.59	P	3.58	22/04/2024	3.76	3.76	3.8	3.78	3.783	130@3.24	---	---	---	310	5	1,172.60	56,700.00	3.18	4.18	50203015
3,307,500	0.210	---	0.4	---	13/10/2023	30/11/2022	---	ELVE SA (CR)	4.88	---	4.88	22/04/2024	4.9	4.86	4.9	4.86	4.875	4@4.88	5@5.00	---	2022	200	3	975.00	16,140.60	4.7	5.45	40204020	
86,735,980	0.310	---	---	---	06/07/2009	07/09/2023	---	ATHENS MEDICAL CENTER SA (CR)	1.65	0.61	P	1.64	22/04/2024	1.59	1.59	1.7	1.65	1.641	104@1.63	37@1.66	---	---	3,739	26	6,136.71	143,114.37	1.57	2.03	20101025
2,760,000	11.83	11	11.8	---	14/06/2023	16/07/1990	---	KARELIA (CR)	342	0.59	P	340	22/04/2024	342	342	342	342	342	26@330.00	21@342.00	---	---	16	2	5,472.00	943,920.00	330	350	45103010
6,700,000	0.800	0.047	0.047	---	23/08/2023	29/05/2014	---	MILLS KEPENOS (CR)	1.82	-5.21	E	1.92	22/04/2024	1.83	1.8	1.9	1.9	1.824	3@1.85	22@1.94	---	2022	449	6	819.11	12,194.00	1.73	2.26	45102020
18,017,472	0.360	---	---	---	09/09/2022	28/08/2017	---	KTIMA KOSTAS LAZARIDIS SA (CR)	1.8	---	1.8	22/04/2024	1.8	1.8	1.8	1.8	1.8	2000@1.80	1396@1.85	---	---	2,500	1	4,500.00	32,431.45	1.64	1.88	45101015	
21,364,000	1.12	---	0.4	---	21/08/2023	08/03/2023	---	LAMPASA HOTEL SA (CR)	32.4	---	32.4	22/04/2024	31.6	31.6	32.4	32.4	32.133	---	350@33.00	---	---	150	5	4,820.00	692,193.60	28.4	33.6	40501025	
32,188,050	1.04	---	---	---	21/07/2008	20/01/2000	---	MOUZAKIS (CR)	0.74	-0.67	E	0.745	22/04/2024	0.71	0.71	0.77	0.74	0.719	500@0.730	100@0.760	---	---	5,770	9	4,150.60	23,819.16	0.67	0.92	55101020
6,340,000	0.600	0.17	0.1	0.2	11/12/2023	11/01/2024	---	NAKAS MUSIC	2.72	---	2.72	22/04/2024	2.72	2.72	2.72	2.72	2.72	14@2.74	20@2.74	---	---	25	2	68.00	17,244.80	2.54	3.16	40401030	
27,379,200	0.980	---	0.45	---	01/08/2023	29/08/2022	---	CRETE PLASTICS SA (CR)	15.5	3.33	P	15	22/04/2024	15.5	15.5	15.5	15.5	15.5	200@14.80	270@15.50	---	---	233	2	3,611.50	424,377.60	14.4	16.4	50203015
255,494,534	2.71	0.279	0.255	0.11	11/12/2023	30/09/2021	---	PRODEA (CR)	7.8	6.12	P	7.35	22/04/2024	7.6	7.6	7.8	7.8	7.781	522@7.80	200@7.90	---	---	1,455	8	11,321.10	1,992,857.37	7	7.95	35102000
4,181,450	0.500	---	---	---	21/08/2000	05/03/2002	---	FLOUR MILLS SARANTOPOULOS SA	1.07	---	1.07	22/04/2024	---	---	---	---	---	---	1000@1.17	---	---	---	---	---	4,474.15	0.965	1.12	45102020	

## Exchange Traded Funds (ETFs)

934,675	---	---	---	---	15/06/2016	---	ALPHA ETF FTSE Athex Large Cap	35.61	2.12	P	34.87	22/04/2024	35.14	35.13	35.73	35.61	35.352	100@32.55	---	---	---	28,945	39	1,023,274.05	---	31.58	38	12003
---------	-----	-----	-----	-----	------------	-----	--------------------------------	-------	------	---	-------	------------	-------	-------	-------	-------	--------	-----------	-----	-----	-----	--------	----	--------------	-----	-------	----	-------

## Surveillance

89,078,604	0.040	---	---	---	07/07/2010	16/01/2024	5160	FRIGOGLOSS SA (CR)	0.314	8.28	P	0.29	22/04/2024	0.3	0.3	0.314	0.314	0.31	5000@0.304	995@0.314	---	---	39,690	33	12,322.66	27,970.68	0.256	0.44	50204000
65,326,268	0.530	---	---	---	04/07/2007	19/07/2006	4750	SATO SA (CR)	0.047	---	0.047	22/04/2024	0.0425	0.0425	0.0425	0.0425	0.043	---	9200@0.043	---	---	1,000	1	42.50	3,070.33	0.027	0.067	40202015	
13,191,620	0.620	---	---	---	04/08/2010	09/09/2002	5232	YALCO - CONSTANTINOU (CR)	0.18	---	0.18	22/04/2024	---	---	---	---	---	---	1000@0.175	---	---	---	---	---	2,374.49	0.178	0.208	40202020	
17,579,754	4.16	---	---	---	18/08/2006	02/08/2010	---	BIOTER SA (CR)	0.274	---	0.274	22/04/2024	0.252	0.252	0.272	0.272	0.262	400@0.272	750@0.292	---	---	602	3	157.70	4,816.85	0.2	0.436	50101010	
54,654,600	0.050	---	---	---	01/07/1998	30/12/2022	5275	VIS SA (CR)	0.182	---	0.182	22/04/2024	0.199	0.199	0.199	0.199	0.199	350@0.190	300@0.199	---	2023	2,900	3	577.10	9,947.14	0.176	0.288	50203030	
51,754,364	0.300	---	---	---	23/12/2003	24/01/2007	5197	SELECTED TEXT. IND. ASSOC (CR)	0.143	10.00	P	0.13	22/04/2024	0.13	0.13	0.143	0.143	0.14237182@0.130	17873@0.143	---	---	11,000	6	1,560.00	7,400.87	0.108	0.155	55101020	
15,842,391	1.51	---	---	---	15/07/2009	12/05/2000	5141	BITROS HOLDING SA (CR)	0.45	-10.00	E	0.5	22/04/2024	0.45	0.45	0.45	0.45	0.45	---	750@0.450	---	---	4,250	2	1,912.50	7,129.08	0.45	0.755	55102010
24,319,250	0.300	---	---	---	09/07/2002	04/07/2007	5165	PROODEFTIKH SA (CR)	0.3	2.04	P	0.294	22/04/2024	0.3	0.3	0.3	0.3	0.3	1050@0.280	6019@0.300	---	---	9,543	9	2,862.90	7,295.78	0.292	0.4	50101010
28,438,268	0.070	---	---	---	21/08/2006	24/11/1999	5253	SPIROY AGRICULTURE SA (CR)	0.19	---	0.19	22/04/2024	0.181	0.181	0.181	0.181	0.181	2000@0.180	600@0.200	---	---	560	2	101.36	5,403.27	0.171	0.252	45102010	
1,011,000	1.00	---	---	---	01/07/2004	11/12/2012	5193	TRIA ALFA SA (CR)	7	0.72	P	6.95	22/04/2024	7	7	7	7	7	15@7.05	25@7.10	---	2022	305	4	2,135.00	7,077.00	6.65	8.95	55101020

## Suspension Status

12,417,000	0.310	---	---	---	27/08/2019	28/08/2017	5233	MLS MULTIMEDIA SA (CR)	0.57	---	0.57	12/05/2020	---	---	---	---	---	---	---	---	---	---	---	---	---	7,077.69	0.57	0.57	10101015
6,330,002	0.300	---	---	---	25/06/2002	15/03/2019	5278	VARVARESSOS (CR)	0.24	---	0.24	02/05/2023	---	---	---	---	---	---	---	---	---	---	---	---	---	1,519.20	0.24	0.24	55101020
3,961,300	1.28	---	---	---	29/06/2004	03/08/2000	5248	DUROS SA (CR)	0.25	---	0.25	24/04/2023	---	---	---	---	---	---	---	---	---	---	---	---	---	990.33	0.25	0.25	40204020
7,125,216	0.650	---	---	---	01/07/2005	14/12/1999	4955	KRE.KA SA (CR)	0.28	---	0.28	06/04/2023	---	---	---	---	---	---	---	---	---	---	---	---	---	1,995.06	0.28	0.28	45102010
7,734,375	1.00	---	---	---	09/07/2007	07/01/2011	5277	LIVANIS SA (CR)	0.125	---	0.125	28/04/2023	---	---	---	---	---	---	---	---	---	---	---	---	---	966.80	0.125	0.125	40301030

## Shares' Notes

Code	Note text
( )	- Adjusted dividends.
*	- Last adjusted closing price.
[1]	- Net dividends.
[2]	- The "Date of Last Coupon" for New listings refers to the date company's stocks started to trade in Athex
[3]	- The Company Market Value is referred to the number of outstanding shares
[4]	- Sectors codification can be found in Appendix A
[5]	- The Market Value refers to the total number of shares listed (including their several classes) in the exchange by the company.
[6]	- P/E greater than 100
[7]	- Last view of the Order Book before the end of the trading session
[8]	- All Blocks Methods' Transactions Value are included.
4750	- Transfer to the Under Surveillance Category from 8/4/2011.
4955	- Transfer to the Surveillance Category as from 5/4/2013.
5093	- Transfer to the Surveillance Category as of 8/4/2015.
5141	- Transfer to the Surveillance Category as of 10/05/2017.
5160	- Transfer to the Surveillance Category as of 15/04/2016.
5165	- Transfer to the Surveillance Category as of 15/02/2018.
5193	- Transfer to the Surveillance Category as of 25/10/2018.
5197	- Transfer to the Surveillance Category as of 07/11/2018.
5232	- Transfer to the Under Surveillance Category from 08/04/2011.
5233	- Suspension of trading as of 13/05/2020.
5248	- Transfer to the Surveillance Category as of 06/09/20116.
5253	- Transfer to the Surveillance Category as of 14/5/2021.
5275	- Transfer to the Surveillance Category as of 09/07/2020.
5277	- Suspension of trading as of 02/05/2023.
5278	- Suspension of trading as of 03/05/2023.

Securities Blocks Details

Securities	Block Volume	Price	Block Trade Value	Time of approval	Note
PIRAEUS FINANCIAL HOLD (CR)	250,000	3.91	977,500.00	10:33:54	20
IDEAL HOLDINGS (CR)	50,000	6.45	322,500.00	10:37:58	20
EUROBANK HOLDINGS (CR)	200,000	1.93	385,200.00	10:53:07	20
PIRAEUS FINANCIAL HOLD (CR)	150,000	3.90	585,300.00	10:55:25	20
MYTILINEOS (CR)	25,000	38.16	954,000.00	10:59:48	20
OPAP (CR)	50,000	16.70	835,000.00	11:13:23	20
EUROBANK HOLDINGS (CR)	250,000	1.95	487,500.00	11:30:22	20
OPTIMA BANK (CR)	10,000	10.36	103,600.00	12:34:04	20
MYTILINEOS (CR)	73,000	38.31	2,796,630.00	12:58:12	20
ALPHA SERVICES HOLD (CR)	260,000	1.64	426,920.00	12:58:51	20
OPAP (CR)	39,050	16.73	653,111.25	13:46:32	20
THRACE PLASTICS SA (CR)	30,000	4.08	122,400.00	14:55:14	20
EUROBANK HOLDINGS (CR)	350,000	1.95	682,500.00	15:06:39	20
MOTOR OIL (CR)	10,000	26.36	263,600.00	15:22:41	20
MYTILINEOS (CR)	15,000	38.32	574,800.00	15:40:43	20
OPAP (CR)	20,000	16.71	334,200.00	16:17:00	20
PIRAEUS FINANCIAL HOLD (CR)	330,000	3.97	1,310,760.00	16:46:56	20
MYTILINEOS (CR)	93,726	38.68	3,625,321.68	16:50:48	20
PIRAEUS FINANCIAL HOLD (CR)	100,000	4.00	400,000.00	17:16:50	20

Blocks Notes

- 9 - Method 6-1 / Special Fees
- 10 - Method 6-1 / Special Fees, SDS
- 14 - Method 6-3 / Settlement, Incomplete Buy and Sell
- 18 - Method 6-2 / SPOT 1
- 19 - Method 6-2 / SPOT 2
- 20 - Method 6-1 and Method 6-1 Same Day Settlement
- 21 - Other Pre-agreed

**Shares Rights Details**

Occured date	Exercise from	Exercise until	Trading until	<b>Rights</b>	Price min	Price max	Closing price	Last Bid	Last Ask	Volume	Trades	Transactions Value
--------------	---------------	----------------	---------------	---------------	-----------	-----------	---------------	----------	----------	--------	--------	--------------------

No Rights Transactions.

---

Forced Sales Details

---

Securities	Category of Security	Transactions Volume	Number of Trades	Transactions Value	Note
------------	----------------------	------------------------	---------------------	-----------------------	------

---

No Forced Transactions.

---

---

Forced Sales Notes

---

- 1 - Compulsory Public Forced Sales
- 2 - Forced Sales of Fixed Registered Shares
- 3 - Forced Sales of Remaining Fractional Shares



## Exchange Traded Funds (ETFs) Characteristics

	Transactions Date (T)	Creation / Redemption	Units (T-1)	New Units (T-1)	Redemption Units (T-1)	Units (T) [1]	Fund Assets [2]	Net Unit Price	Dividend per Unit	Dividend Date
ALPHA ETF FTSE Athex Large Cap	23/04/2024	5,000	934,675	---	---	934,675	32,575,400.00	34.8521	0.62	03/07/2023

## ETFs Notes

[1] - Units (T) = Units (T-1) + New Units (T-1) - Redemption Units (T-1)

[2] - The Creation / Redemption Units of T-1 are included.

## Non Convertible Corporate Bonds - Regulated Market

Num Listed Bonds	Nominal price	Issue price	Today's Rate	Exp. Date	Duration (years)	Note	Coupon		Trading Unit	Corporate Bonds	Accrued Int.	Yield.T.Mat	Price min	Price max	Closing price	Previous closing price/date	Volume	Transactions Value	Last order		ear min	Year max		
							Common	Preferred											Price	Buy / Sell			Date	
130,000	1,000.00	1,000.00	6.00	27/02/2029	5	---	1	---	1	INTRALOT S.A. (Non Convertible)	9.6667	5.8510	100.2000	100.5500	100.3598	101.4000	22/04/2024	56,000	56,742.83	100.5000	B	23/04/2024	100.0050	101.9000
320,000	1,000.00	1,000.00	3.40	21/07/2027	7	---	8	---	1	LAMDA DEVELOPMENT S.A. (Non Convertible)	8.8778	4.6060	94.4000	94.8500	94.8500	94.5000	22/04/2024	113,000	107,964.57	94.4000	B	23/04/2024	92.0000	97.1500
200,000	1,000.00	1,000.00	2.10	27/10/2027	7	---	7	---	1	O.P.A.P. S.A. (Non Convertible)	10.5583	3.9140	92.6510	94.0400	93.4223	93.1900	22/04/2024	1,099,000	1,044,611.62	93.2000	B	23/04/2024	90.5800	95.0000
200,000	1,000.00	1,000.00	1.90	23/03/2028	7	---	7	---	1	MOTOR OIL CORINTH REFINERIES SA (Non Convertible)	1.5833	4.1280	91.5000	91.8000	91.5600	91.8000	22/04/2024	5,000	4,585.92	91.5000	B	23/04/2024	90.5000	92.7000
100,000	1,000.00	1,000.00	2.95	11/02/2027	5	---	5	---	1	SAFE BULKERS PARTICIPATIONS PLC (Non Convertible)	5.9819	5.0310	---	---	---	94.0000	22/04/2024	---	---	94.3000	B	23/04/2024	93.3364	97.0000
230,000	1,000.00	1,000.00	4.70	12/07/2029	7	---	4	---	1	LAMDA DEVELOPMENT S.A. (Non convertible)	13.5778	4.3760	99.6000	99.9500	99.7918	99.7830	22/04/2024	79,000	79,908.14	99.7000	B	23/04/2024	98.3500	101.2000
100,000	1,000.00	1,000.00	4.40	26/07/2029	7	---	4	---	1	CPLP SHIPPING HOLDINGS PLC (Non Convertible)	11.0000	4.4590	98.2500	98.2500	98.2500	98.8000	22/04/2024	2,000	1,987.00	98.0000	B	23/04/2024	95.0948	100.2438
199,375	1,000.00	1,000.00	3.60	12/03/2026	7	---	11	---	1	AEGEAN AIRLINES S.A. (Non Convertible)	4.4000	3.9950	97.5300	98.7000	97.9719	97.5330	22/04/2024	128,000	125,967.20	97.5400	B	23/04/2024	96.7110	99.3000
150,000	1,000.00	1,000.00	2.60	22/10/2026	7	---	10	---	1	TERNA ENERGY FINANCE S.A. (Non Convertible)	0.2167	4.6600	94.0010	94.1011	94.0788	94.6130	22/04/2024	9,000	8,469.04	94.1102	B	23/04/2024	92.8293	95.7989
500,000	1,000.00	1,000.00	2.75	03/07/2027	7	---	8	---	1	GEK TERNA S.A. (Non Convertible)	8.6319	5.1390	91.6000	92.1999	91.8500	91.5660	22/04/2024	168,000	155,433.16	91.6500	B	23/04/2024	91.5500	94.0000
200,000	1,000.00	1,000.00	4.25	23/01/2029	5	---	1	---	1	AUTOHELLAS S.A. (Non Convertible)	10.9792	4.2630	99.7000	100.0000	99.7645	99.3090	22/04/2024	31,000	31,267.35	99.3000	B	23/04/2024	97.5000	101.0000
175,000	1,000.00	1,000.00	3.40	26/07/2024	5	---	10	---	1	ATTICA HOLDINGS S.A. (Non Convertible)	8.5000	3.7530	99.0000	99.7500	99.7500	99.4000	22/04/2024	60,000	60,091.00	99.1000	B	23/04/2024	98.5000	99.7500
100,000	1,000.00	1,000.00	2.70	25/05/2026	5	---	6	---	1	COSTAMARE PARTICIPATIONS PLC (Non Convertible)	11.2500	5.1370	94.0400	95.3000	94.5649	95.8500	22/04/2024	63,000	60,284.65	94.4000	B	23/04/2024	94.2567	97.0000
300,000	1,000.00	1,000.00	2.30	20/07/2028	7	---	6	---	1	PRODEA REIC S.A.(Non Convertible)	6.0056	4.8670	89.7500	90.2000	89.7510	90.0500	22/04/2024	31,000	28,030.72	89.7510	B	23/04/2024	86.1234	92.3500
150,000	1,000.00	1,000.00	2.65	22/10/2026	5	---	6	---	1	CPLP SHIPPING HOLDINGS PLC (Non Convertible)	0.2208	4.9360	94.0000	94.1500	94.1050	94.1500	22/04/2024	20,000	18,825.42	94.0000	B	23/04/2024	93.0000	95.0000
250,000	1,000.00	1,000.00	2.45	16/11/2028	7	---	5	---	1	ELVALHALCOR S.A. (Non Convertible)	10.9569	4.3740	91.5000	91.6000	91.5666	91.6000	22/04/2024	30,000	27,798.68	90.6000	B	23/04/2024	88.4206	93.3000
120,000	1,000.00	1,000.00	2.65	06/12/2028	7	---	5	---	1	NOVAL PROPERTY REIC (Non Convertible)	10.3792	4.5590	90.7001	92.6394	91.5000	93.2000	22/04/2024	33,000	30,579.16	91.0000	B	23/04/2024	88.5000	93.1999
300,000	1,000.00	1,000.00	2.30	14/12/2028	7	---	5	---	1	GEK TERNA S.A. (Non Convertible)	8.4972	5.1840	87.0001	88.8000	88.0000	88.7000	22/04/2024	29,000	25,624.94	87.5000	B	23/04/2024	85.0000	90.9000

## Corporate Bonds Notes

Transactions Volume = (Pieces) \* (Nominal Price). Transactions Value = (Pieces) \* (Nominal Price) \* (price %) + (Accrued interest).

The price of a Bond is stated as a percentage (%) of Bond's Nominal Price.

Nominal Price in Euros (€), except if it is noted differently.

## Non Convertible Corporate Bonds - Regulated Market

Num Listed Bonds	Nominal price	Issue price	Today's Rate	Exp. Date	Duration (years)	Note	Coupon		Trading Unit	Corporate Bonds	Accrued Int.	Yield.T.Mat	Price min	Price max	Closing price	Previous closing price/date	Volume	Transactions Value	Last order		ear min	Year max		
							Common	Preffered											Price	Buy / Sell			Date	
100,000	1,000.00	1,000.00	2.80	25/01/2027	5	---	5	---	1	PREMIA S.A. (Non Convertible)	7.0778	4.6850	---	---	---	94.6000	22/04/2024	---	---	93.0600	B	23/04/2024	90.9974	97.8048
500,000	1,000.00	1,000.00	4.00	10/07/2030	7	---	2	---	1	MYTILINEOS S.A. (Non Convertible)	11.7778	4.0660	98.7000	99.1000	99.0178	98.8030	22/04/2024	162,000	162,316.90	98.9701	B	23/04/2024	98.3001	100.6000
120,000	1,000.00	1,000.00	3.95	04/04/2025	7	---	13	---	1	GEK TERNA S.A. (Non Convertible)	2.3042	3.9610	99.1000	99.1000	99.1000	99.4900	22/04/2024	22,000	21,852.69	99.1000	B	23/04/2024	98.6000	99.8000
100,000	1,000.00	1,000.00	5.50	15/12/2028	5	---	1	---	1	IDEAL HOLDINGS S.A. (Non Convertible)	20.1667	4.3650	104.1000	104.1000	104.1000	104.1000	22/04/2024	1,000	1,061.17	102.0000	B	23/04/2024	100.6502	104.1000

## Corporate Bonds Notes

Transactions Volume = (Pieces) \* (Nominal Price). Transactions Value = (Pieces) \* (Nominal Price) \* (price %) + (Accrued interest).

The price of a Bond is stated as a percentage (%) of Bond's Nominal Price.

Nominal Price in Euros (€), except if it is noted differently.

## Government Bonds

Number Listed Bonds	Nominal price	Today's Rate	Accrued Interest Calc	Exp. Date [1]	Duration (years)	Note	Coupons Date	Curr. coupon value	Trading Unit	Government Bonds	Price min	Price max	Closing price	Previous closing price/date	Volume	Transactions Value	Price	Last order Buy / Sell	Date
4,500,000	1,000.00	1.88	Actual/Actual	04/02/2035	15	---	04/02	1.88	1	GGB-FXD-040235-15Y-1.875-1.000	---	---	---	---	---	---	---	---	---
6,000,000	1,000.00	0.75	Actual/Actual	18/06/2031	10	---	18/06	0.75	1	GGB-FXD-180631-10Y-0.750-1.000	---	---	---	---	---	---	---	---	---
3,600,000	1,000.00	3.88	Actual/Actual	15/06/2028	5	---	15/06	3.88	1	GGB-FXD-150628-05Y-3.875-1.000	---	---	---	---	---	---	---	---	---
5,962,747,327	1.00	3.75	Actual/Actual	30/01/2028	10	---	/02 - 01/02 - 31/	3.75	1	GGB-FXD-300128-10Y-3.750-1.000	---	---	---	85.4610 13/07/2018	---	---	1.0000	B	28/11/2018
7,067,309,386	1.00	3.90	Actual/Actual	30/01/2033	15	---	/02 - 01/02 - 31/	3.90	1	GGB-FXD-300133-15Y-3.900-1.000	---	---	---	78.6730 13/07/2018	---	---	1.0000	B	28/11/2018
5,622,848,349	1.00	4.00	Actual/Actual	30/01/2037	19	---	/02 - 01/02 - 31/	4.00	1	GGB-FXD-300137-19Y-4.000-1.000	---	---	---	77.0370 13/07/2018	---	---	1.0000	B	28/11/2018
5,476,770,669	1.00	4.20	Actual/Actual	30/01/2042	24	---	/02 - 01/02 - 31/	4.20	1	GGB-FXD-300142-24Y-4.200-1.000	---	---	---	77.7640 13/07/2018	---	---	1.0000	B	28/11/2018
4,000,000	1,000.00	3.38	Actual/Actual	15/06/2034	10	---	15/06	3.38	1	GGB-FXD-150634-10Y-3.375-1.000	---	---	---	---	---	---	---	---	---
40,248,141	1.00	4.30	Actual/Actual	24/02/2025	13	---	24/02	4.30	1	GGB-FXD-240225-13Y-2.000-1.000	---	---	---	10.0000 22/06/2015	---	---	---	---	---
59,586,043	1.00	4.30	Actual/Actual	24/02/2026	14	---	24/02	4.30	1	GGB-FXD-240226-14Y-2.000-1.000	---	---	---	10.0000 22/06/2015	---	---	---	---	---
41,118,344	1.00	4.30	Actual/Actual	24/02/2027	15	---	24/02	4.30	1	GGB-FXD-240227-15Y-2.000-1.000	---	---	---	10.0000 22/06/2015	---	---	---	---	---
45,137,734	1.00	4.30	Actual/Actual	24/02/2028	16	---	24/02	4.30	1	GGB-FXD-240228-16Y-2.000-1.000	---	---	---	10.0000 22/06/2015	---	---	---	---	---
61,768,888	1.00	4.30	Actual/Actual	24/02/2029	17	---	24/02	4.30	1	GGB-FXD-240229-17Y-2.000-1.000	---	---	---	10.0000 22/06/2015	---	---	---	---	---
54,567,744	1.00	4.30	Actual/Actual	24/02/2030	18	---	24/02	4.30	1	GGB-FXD-240230-18Y-2.000-1.000	---	---	---	10.0000 22/06/2015	---	---	---	---	---
37,541,515	1.00	4.30	Actual/Actual	24/02/2031	19	---	24/02	4.30	1	GGB-FXD-240231-19Y-2.000-1.000	---	---	---	10.0000 22/06/2015	---	---	---	---	---
37,558,317	1.00	4.30	Actual/Actual	24/02/2032	20	---	24/02	4.30	1	GGB-FXD-240232-20Y-2.000-1.000	---	---	---	10.0000 22/06/2015	---	---	---	---	---
37,473,732	1.00	4.30	Actual/Actual	24/02/2033	21	---	24/02	4.30	1	GGB-FXD-240233-21Y-2.000-1.000	---	---	---	10.0000 22/06/2015	---	---	---	---	---
33,888,293	1.00	4.30	Actual/Actual	24/02/2034	22	---	24/02	4.30	1	GGB-FXD-240234-22Y-2.000-1.000	---	---	---	10.0000 22/06/2015	---	---	---	---	---
35,177,800	1.00	4.30	Actual/Actual	24/02/2035	23	---	24/02	4.30	1	GGB-FXD-240235-23Y-2.000-1.000	---	---	---	10.0000 22/06/2015	---	---	---	---	---
35,547,268	1.00	4.30	Actual/Actual	24/02/2036	24	---	24/02	4.30	1	GGB-FXD-240236-24Y-2.000-1.000	---	---	---	10.0000 22/06/2015	---	---	---	---	---
40,246,306	1.00	4.30	Actual/Actual	24/02/2037	25	---	24/02	4.30	1	GGB-FXD-240237-25Y-2.000-1.000	---	---	---	10.0000 22/06/2015	---	---	---	---	---
37,643,952	1.00	4.30	Actual/Actual	24/02/2038	26	---	24/02	4.30	1	GGB-FXD-240238-26Y-2.000-1.000	---	---	---	10.0000 22/06/2015	---	---	---	---	---
36,977,100	1.00	4.30	Actual/Actual	24/02/2039	27	---	24/02	4.30	1	GGB-FXD-240239-27Y-2.000-1.000	---	---	---	10.0000 22/06/2015	---	---	---	---	---
41,615,000	1.00	4.30	Actual/Actual	24/02/2040	28	---	24/02	4.30	1	GGB-FXD-240240-28Y-2.000-1.000	---	---	---	10.0000 22/06/2015	---	---	---	---	---
42,227,208	1.00	4.30	Actual/Actual	24/02/2041	29	---	24/02	4.30	1	GGB-FXD-240241-29Y-2.000-1.000	---	---	---	10.0000 22/06/2015	---	---	---	---	---
68,288,487	1.00	4.30	Actual/Actual	24/02/2042	30	---	24/02	4.30	1	GGB-FXD-240242-30Y-2.000-1.000	---	---	---	10.0000 22/06/2015	---	---	---	---	---
4,000,000	1,000.00	3.88	Actual/Actual	12/03/2029	10	---	12/03	3.88	1	GGB-FXD-120329-10Y-3.875-1.000	---	---	---	---	---	---	100.0000	B	15/10/2019
4,500,000	1,000.00	0.00	Actual/Actual	12/02/2026	5	---	12/02	0.00	1	GGB-FXD-120226-05Y-0.000-1.000	---	---	---	---	---	---	---	---	---
2,209,163	1,000.00	3.38	Actual/Actual	15/02/2025	7	---	15/02	3.38	1	GGB-FXD-150225-07Y-3.375-1.000	---	---	---	---	---	---	---	---	---
964,000	1,000.00	3.25	Actual/Actual	20/03/2025	6	---	20/03	3.25	1	GGB-FXD-200325-06Y-3.250-1.000	---	---	---	---	---	---	---	---	---
2,100,000	1,000.00	3.55	Actual/Actual	20/03/2026	7	---	20/03	3.55	1	GGB-FXD-200326-07Y-3.550-1.000	---	---	---	---	---	---	---	---	---
5,500,000	1,000.00	1.50	Actual/Actual	18/06/2030	10	---	18/06	1.50	1	GGB-FXD-180630-10Y-1.500-1.000	---	---	---	---	---	---	---	---	---
3,500,000	1,000.00	4.38	Actual/Actual	18/07/2038	15	---	18/07	4.38	1	GGB-FXD-180738-15Y-4.375-1.000	---	---	---	---	---	---	---	---	---
40,000	1,000.00	4.67	FLR Actual/360	18/09/2024	1	---	18/09 - 19/03	---	1	GGB-FLT-180924-01Y-4.670-1.000	---	---	---	---	---	---	---	---	---

## Government Bonds Notes

Transactions Volume = (Pieces) \* (Nominal Price). Transactions Value = (Pieces) \* (Nominal Price) \* (price %) + (Accrued interest).

The Value of current coupon for the issues with NV 0.01 euro refers to NV 100 euros

FLR: Floating Interest Rate.

[1] - The Expiration Date of the interest bearing period and the Date for coupon payment.

## Government Bonds

Number Listed Bonds	Nominal price	Today's Rate	Accrued Interest Calc	Exp. Date [1]	Duration (years)	Note	Coupons Date	Curr. coupon value	Trading Unit	Government Bonds	Price min	Price max	Closing price	Previous closing price/date	Volume	Transactions Value	Price	Last order Buy / Sell	Date
5,364,250	1,000.00	3.25	Actual/Actual	20/03/2050	30	---	20/03	3.25	1	GGB-FXD-200350-30Y-3.250-1.000	---	---	---	---	---	---	---	---	---
3,924,361	1,000.00	2.00	Actual/Actual	22/04/2027	7	---	22/04	2.00	1	GGB-FXD-220427-07Y-2.000-1.000	---	---	---	---	---	---	99.9000	B	22/04/2020
2,500,000	1,000.00	1.88	Actual/Actual	23/07/2026	7	---	23/07	1.88	1	GGB-FXD-230726-07Y-1.875-1.000	---	---	---	---	---	---	---	---	---
4,900,000	1,000.00	4.25	Actual/Actual	15/06/2033	10	---	15/06	4.25	1	GGB-FXD-150633-10Y-4.250-1.000	---	---	---	---	---	---	---	---	---
3,500,000	1,000.00	1.88	Actual/Actual	24/01/2052	30	---	24/01	1.88	1	GGB-FXD-240152-30Y-1.875-1.000	---	---	---	---	---	---	---	---	---
3,700,000	1,000.00	1.75	Actual/Actual	18/06/2032	10	---	18/06	1.75	1	GGB-FXD-180632-10Y-1.750-1.000	---	---	---	---	---	---	---	---	---
2,200,000	1,000.00	1.13	FLR Actual/360	15/12/2027	5	---	- 15/12 - 15/03 -	---	1	GGB-FLT-151227-05Y-1.130-1.000	---	---	---	---	---	---	102.1600	B	30/12/2022

## Government Bonds Notes

Transactions Volume = (Pieces) \* (Nominal Price). Transactions Value = (Pieces) \* (Nominal Price) \* (price %) + (Accrued interest).

The Value of current coupon for the issues with NV 0.01 euro refers to NV 100 euros

FLR: Floating Interest Rate.

[1] - The Expiration Date of the interest bearing period and the Date for coupon payment.

Treasury Bills & Zero Coupon Government Bonds

Issue Date	13-Week Maturity									26-Week Maturity									52-Week Maturity								
	Exp. Date	Initial Rate	Num Listed Bonds	Nominal price	Issue price	Last Trade Price	Last Trade Date	Volume Traded	Note	Exp. Date	Initial Rate	Num Listed Bonds	Nominal price	Issue price	Last Trade Price	Last Trade Date	Volume Traded	Note	Exp. Date	Initial Rate	Num Listed Bonds	Nominal price	Issue price	Last Trade Price	Last Trade Date	Volume Traded	Note
09/06/2023	---	---	---	---	---	---	---	---	---	---	---	---	---	---	---	---	---	---	07/06/2024	3.84	1,600,000	1,000.00	962.60	---	---	---	---
08/09/2023	---	---	---	---	---	---	---	---	---	---	---	---	---	---	---	---	---	---	06/09/2024	3.81	812,500	1,000.00	962.90	---	---	---	---
08/12/2023	---	---	---	---	---	---	---	---	---	---	---	---	---	---	---	---	---	---	06/12/2024	3.70	600,000	1,000.00	963.90	---	---	---	---
08/03/2024	---	---	---	---	---	---	---	---	---	---	---	---	---	---	---	---	---	---	07/03/2025	3.73	812,500	1,000.00	963.70	---	---	---	---

Bonds in Circulation	Currency / Min nominal traded Value	Coupons Payment Date	Current Coupon Value	Note	Coupon	Trading Unit	Issue Date	Duration (years)	Today's Interest	A.I.C in days	Bonds	Last price of previous days		Last Outcry in Cash (euro)		Trades in Pieces	Life min	Life Max	
												Price	Buy / Sell	Price	Buy / Sell				
<b>Corporate Bonds in Foreign Currency and Euro</b>																			
103,746	GBP / 10	01/12	0.25	---	65	1	01/12/1930	98	2.5	360	National Mortgage Bank	2.27	05/02/1996	2.27	S	05/02/1996	---	2.27	2.27
0	GBP / 10	01/12	0.25	---	67	1	01/12/1928	100	2.5	360	National Mortgage Bank	---	---	---	---	---	---	---	---

## Government Bonds Notes

A.I.C: Accrued Interest Calculation base.

FLR: Floating Interest Rate.

The minimum tradeable Nominal Value for all Demeterialised Government Titles is 100 Euros.

(μτφρ-0)

## Athex &amp; ATHEXClear Members List

Member Name				Stock Market			Derivatives Market		ATHEXClear Member	
	Address	Phone	Fax	Market Member	Remote Member	Market Maker	Proprietary	Market Maker	General Clearing	Direct Clearing
A. SARRIS SECURITIES S.A.				a						
6, ΔΡΑΓΑΤΣΑΝΙΟΥ 6 ΑΘΗΝΑ	2103367700									
ΑΕΟΝIC SECURITIES C.I.F. P.L.C.				a						
, ΛΑΪΟΥ 6, ΓΡ. 301B, ANNA COURT	35725337600									
ALPHA BANK S.A.									a	
, ΣΤΑΔΙΟΥ 40 ΑΘΗΝΑ	2103260000									
ALPHA FINANCE INVESTMENT SERVICES SINGLE MEMBER SA				a		a	a	a		a
5, ΠΑΝΕΠΙΣΤΗΜΙΟΥ 45 ΑΘΗΝΑ	2103677400									
ARGUS STOCKBROKERS LTD				a	a		a			
25, 25 ΛΕΩΦΟΡΟΣ ΔΗΜΟΣΘΕΝΗ ΣΕΒΕΡΗ	0035722717000									
ATHLOS CAPITAL INVESTMENT SERVICES LTD					a					
, 17 STASINOU AVENUE, BEDIZIA TOWER, 6TH & 7TH FL.	35722110777									
ATLANTIC SECURITIES LTD				a	a					
37, ΠΡΟΔΡΟΜΟΥ 37	0035722445400									
AXON SECURITIES S.A.				a			a			
48, ΣΤΑΔΙΟΥ 48 ΑΘΗΝΑ	2103363800									
BETA SECURITIES S.A.				a		a	a			a
29, ΑΛΕΞΑΝΔΡΑΣ 29 ΑΘΗΝΑ	210 6478900									
BNP PARIBAS S.A.									a	
, ΛΑΜΨΑΚΟΥ 2 ΑΘΗΝΑ	2107468525									
BOFA SECURITIES EUROPE SA				a	a					
, 51 RUE LA BOÉTIE	+33 153655555									
CAPITAL SECURITIES S.A.				a			a			
58, ΜΗΤΡΟΠΟΛΕΩΣ 58 ΑΘΗΝΑ	2103369700									
CITIGROUP GLOBAL MARKETS EUROPE AG				a	a					
16, REUTERWEG 16	+49 691366-0									
CITIGROUP GLOBAL MARKETS LIMITED				a						
1, 33 CANADA SQUARE - CANARY WHARF	+44 02079864000									
CREDIT SUISSE BANK (EUROPE), S.A.				a						
, CALLE AYALA 42, 3A PLANTA-B MADRID	+34917916000									
CREDIT SUISSE SECURITIES (EUROPE) LIMITED				a						
1, ONE CABOT SQUARE LONDON	+44 2078888888									
CYCLOS SECURITIES S.A.				a			a			
39, ΧΑΡΙΛΑΟΥ ΤΡΙΚΟΥΠΗ 6-8-10 ΑΘΗΝΑ	2103364300									
DEUTSCHE BANK S.A.					a					
1, GREAT WINCHESTER STREET LONDON	+44 20 754 54209	00441133361437								
EUROBANK EQUITIES INVESTMENT FIRM SINGLE MEMBER SA				a		a	a	a		a
, ΦΙΛΕΛΗΝΩΝ 10 & ΞΕΝΟΦΩΝΤΟΣ 13 ΑΘΗΝΑ	2103720425									
EUROBANK S.A.									a	
, ΟΘΩΝΟΣ 8 ΑΘΗΝΑ	2144043907									
EUROCORP INVESTMENT SERVICES S.A.				a			a			a
14, ΠΛ.ΦΙΛΙΚΗΣ ΕΤΑΙΡΕΙΑΣ 14 ΑΘΗΝΑ	2107263600									
EUROTRUST INVESTMENT FIRM SA				a						
113, ΣΕΒΑΣΤΟΥΠΟΛΕΩΣ 113 ΑΘΗΝΑ	2103363100									
EUROXX SECURITIES S.A.				a		a	a	a		a
7, ΠΑΛΑΙΟΛΟΓΟΥ ΧΑΛΑΝΔΡΙ	(210)-6879400	(210)-6879401								
7, ΠΑΛΕΟΛΟΓΟΥ ΧΑΛΑΝΔΡΙ	+30 2106879400	210-6879401								
FREEDOM FINANCE EUROPE LTD				a	a					
, ΧΡΙΣΤΑΚΗ ΚΡΑΝΟΥ 20	035725257786									
G. A. PERVANAS SECURITIES- INVESTMENT SERVICES S.A.				a						
7-9, ΣΟΦΟΚΛΕΟΥΣ 7-9 ΑΘΗΝΑ	2103727200									
GLOBAL CAPITAL SECURITIES & FINANCIAL SERVICES LTD				a	a					
50, ΛΑΡΧΙΠΕΡΙΣΚΟΠΟΥ ΜΑΚΑΡΙΟΥ Γ50	0035722710710									
GREENPOST TRADING EUROPE LTD				a	a	a				
, ΚΙΜΩΝΟΣ 3, ACROPOLIS MANSIONS, 2ND FLOOR, FLAT/OFFICE 202	035722521389									
HELLENIC AMERICAN SECURITIES S.A.				a		a	a			a
27, ΑΝΔΡΕΑ ΠΑΠΑΝΔΡΕΟΥ 27 ΜΑΡΟΥΣΙ	2103311100									
HELLENIC BANK (INVESTMENTS) LTD					a					
, ΑVE.ΚΥΡΙΑΚΟΥ ΜΑΤΣΙ 31 - ΡΟ ΒΟΧ 24747 ΝΙΟΣΙΑ	+357 22500100	357 22500110								
HSBC CONTINENTAL EUROPE									a	
109-111, ΑΜΕΣΟΓΕΙΩΝ 109-111	2106960000									
INDEX SECURITIES S.A.				a						
6, ΔΡΑΓΑΤΣΑΝΙΟΥ 6 ΑΘΗΝΑ	2103213920									



## Athex &amp; ATHEXClear Members List

Member Name				Stock Market			Derivatives Market		ATHEXClear Member	
	Address	Phone	Fax	Market Member	Remote Member	Market Maker	Proprietary	Market Maker	General Clearing	Direct Clearing
J. CHR. MAVRIKIS SECURITIES S.A.				a						
5, ΣΟΦΟΚΛΕΟΥΣ 5 ATHINA	2103216730									
KAPPA SECURITIES S.A.				a			a			
15, ΒΑΛΑΩΡΙΤΟΥ 15 ATHINA	2103678600									
KARAMANOF SECURITIES & INVESTMENT SERVICES S.A.				a						
2, ΠΛ.ΑΓ.ΘΕΟΔΩΡΩΝ 2 ATHINA	2103212947									
LAIKI FINANCIAL SERVICES LTD					a					
26, AVE. VYRONOS NICOSIA	357 22367367	357 22718567								
LEON DEPOLAS SECURITIES S.A.				a		a	a			
1, ΧΡΗΣΤΟΥ ΛΑΔΑ 1 ATHINA	2103213276 -28									
MEGA EQUITY SECURITIES & FINANCIAL SERVICES PUBLIC LTD				a	a		a			
42-44, ΛΕΩΦ.ΓΡΙΒΑ ΔΙΓΕΝΗ 42-44	0035722711711									
MERIT SECURITIES S.A				a		a	a			a
5, ΣΟΦΟΚΛΕΟΥΣ 5 ATHINA	2141008814									
MERRILL LYNCH INTERNATIONAL				a						
2, 2 KING EDWARD STREET LONDON	+44 20276281000									
N. CHRYSOCHOIDIS SECURITIES S.A.				a			a			a
7-9, ΣΟΦΟΚΛΕΟΥΣ 7-9 ATHINA	2103213913									
NATIONAL BANK OF GREECE S.A.				a		a	a		a	
86, ΑΙΟΛΟΥ STR. ATHINA	(210)-3341000	(210)-3228187								
68, ΑΚΑΔΙΜΙΑΣ STR. ATHINA	(210)-3328817	(210)-3328678								
NATIONAL SECURITIES SINGLE MEMBER SA				a		a	a	a		
66, ΛΕΩΦΟΡΟΣ ΑΘΗΝΩΝ 128-132 & ΙΦΙΓΕΝΙΑΣ ATHINA	2103328784									
NUNTIUS BROKERAGE AND INVESTMENT SERVICES S.A				a						
6, ΔΡΑΓΑΤΣΑΝΙΟΥ 6 ATHINA	2103350599									
ONE PLUS CAPITAL LIMITED				a	a					
, 75 PRODROMOU AVENUE NICOSIA 1307	35722873760									
OPTIMA BANK S.A.				a		a	a	a	a	
, ΑΙΓΙΑΛΕΙΑΣ 32 & ΠΑΡΑΔΕΙΣΟΥ ΜΑΡΟΥΣΙ	210 8173000									
PANCRETA BANK S.A									a	
, ΙΚΑΡΟΥ 5	2810338746									
PANTELAKIS SECURITIES S.A.				a		a	a	a		
57, ΕΘΝΙΚΗΣ ΑΝΤΙΣΤΑΣΕΩΣ 57, ΚΤΙΠΙΟ Β CHALANDRI	2106965000									
PIRAEUS BANK S.A.				a			a		a	
, ΑΜΕΡΙΚΗΣ 4 ATHINA	2103335000									
PIRAEUS SECURITIES S. A.				a		a	a	a		a
10, ΣΤΑΔΙΟΥ 10 ATHINA	2103354100									
PROCHOICE SECURITIES LTD				a	a					
57, ΛΕΩΦ.ΣΠΥΡΟΥ ΚΥΠΡΙΑΝΟΥ 57, ΑΚΙΝΗΤΑ Φ	035724661192									
SHARELINK SECURITIES & FINANCIAL SERVICES LTD				a			a			
6, HOUSE-ΘΕΟΤΟΚΗ 6 ΜΕΓΑΡΟ ΕΛΛΗΝΑ	+357 22554200									
SOCIETE GENERALE S.A.				a	a		a			
, 17 COURS VALMY, CEDEX	+157290504									
SOLIDUS SECURITIES S.A				a			a			a
64, ΛΟΥΙΖΗΣ ΠΙΑΝΚΟΥΡ 64 ATHINA	2106900600									
ST. EM. LAVRENTAKIS SECURITIES S.A.				a			a			
7-9, ΣΟΦΟΚΛΕΟΥΣ 7-9 ATHINA	2103213336									
THE CYPRUS INVESTMENT & SECURITIES CORPORATION LTD				a	a					
154, 1 AG. PROKOPIOU & POSIDONOS 1ST FLOOR	0035722121700									
UBS EUROPE SE				a	a					
, OPERNTURM, BOCKENHEIMER LANDSTRASSE 2-4	496921790									
UBS LIMITED					a					
1, FINSBURY AVENUE LONDON	+44 2075687135									
VIGOR FINANCE INVESTMENT SERVICES S.A.				a			a			
, ΨΥΧΑΡΗ 14 Ν. PSYCHIKO	2106718400									

List of Stocks under Market Making operations

Securities	Market Maker	Start Market Making	Stock Category	Suspension Status
<b>MLS MULTIMEDIA SA (CR)</b>				
	PIRAEUS SECURITIES S. A.	01/08/2019		
<b>ALPHA ETF FTSE Athex Large Cap</b>			Exchange Traded Funds (ETFs)	
	ALPHA FINANCE INVESTMENT SERVICES SINGLE MEMBER SA	02/01/1900		
	NATIONAL SECURITIES SINGLE MEMBER SA	02/01/1900		
<b>ADMIE (IPTO) HOLDING S.A. (CR)</b>			Main Market	
	EUROBANK EQUITIES INVESTMENT FIRM SINGLE MEMBER SA	24/05/2021		
	HELLENIC AMERICAN SECURITIES S.A.	09/03/2020		
	PIRAEUS SECURITIES S. A.	29/06/2017		
<b>AEGEAN AIRLINES (CR)</b>			Main Market	
	EUROBANK EQUITIES INVESTMENT FIRM SINGLE MEMBER SA	22/09/2020		
<b>ALPHA SERVICES HOLD (CR)</b>			Main Market	
	ALPHA FINANCE INVESTMENT SERVICES SINGLE MEMBER SA	29/02/2016		
	EUROBANK EQUITIES INVESTMENT FIRM SINGLE MEMBER SA	22/10/2006		
	GREENPOST TRADING EUROPE LTD	12/06/2023		
	HELLENIC AMERICAN SECURITIES S.A.	25/07/2014		
	LEON DEPOLAS SECURITIES S.A.	04/01/2016		
	MERIT SECURITIES S.A	03/09/2012		
	NATIONAL SECURITIES SINGLE MEMBER SA	02/01/1900		
	PIRAEUS SECURITIES S. A.	28/05/2009		
<b>ALPHA TRUST HOLDINGS (CR)</b>			Main Market	
	EUROBANK EQUITIES INVESTMENT FIRM SINGLE MEMBER SA	06/02/2023		
	LEON DEPOLAS SECURITIES S.A.	04/01/2021		
<b>ALUMIL (CR)</b>			Main Market	
	PIRAEUS SECURITIES S. A.	31/07/2023		
<b>ANDROMEDA SA (CR)</b>			Main Market	
	BETA SECURITIES S.A.	15/02/2021		
	OPTIMA BANK S.A.	03/04/2023		
<b>ATTICA BANK S.A. (CR)</b>			Main Market	
	EUROXX SECURITIES S.A.	22/01/2016		
<b>AUSTRIACARD (CB)</b>			Main Market	
	BETA SECURITIES S.A.	23/03/2023		
	EUROBANK EQUITIES INVESTMENT FIRM SINGLE MEMBER SA	15/05/2023		
<b>AUTOHELLAS SA (CR)</b>			Main Market	
	ALPHA FINANCE INVESTMENT SERVICES SINGLE MEMBER SA	01/07/2019		
	EUROXX SECURITIES S.A.	02/07/2018		
<b>AVAX S.A. (CR)</b>			Main Market	
	EUROBANK EQUITIES INVESTMENT FIRM SINGLE MEMBER SA	14/12/2015		
	OPTIMA BANK S.A.	04/09/2023		
	PIRAEUS SECURITIES S. A.	01/02/2021		
<b>AVE (CR)</b>			Main Market	
	EUROXX SECURITIES S.A.	05/06/2020		
<b>BRIQ PROPERTIES (CR)</b>			Main Market	
	EUROBANK EQUITIES INVESTMENT FIRM SINGLE MEMBER SA	09/09/2019		
	LEON DEPOLAS SECURITIES S.A.	22/02/2021		
	PIRAEUS SECURITIES S. A.	05/02/2024		
<b>CC HBC AG (CR)</b>			Main Market	
	BETA SECURITIES S.A.	08/03/2021		
	NATIONAL SECURITIES SINGLE MEMBER SA	02/01/1900		
	PIRAEUS SECURITIES S. A.	04/05/2015		
<b>CENERGY HOLDINGS (CB)</b>			Main Market	
	ALPHA FINANCE INVESTMENT SERVICES SINGLE MEMBER SA	02/01/2016		
	EUROBANK EQUITIES INVESTMENT FIRM SINGLE MEMBER SA	02/01/2016		
	OPTIMA BANK S.A.	14/03/2022		
	PANTELAKIS SECURITIES S.A.	27/12/2022		
<b>CNL CAPITAL (CR)</b>			Main Market	
	MERIT SECURITIES S.A	01/10/2018		
<b>DIMAND (CR)</b>			Main Market	
	ALPHA FINANCE INVESTMENT SERVICES SINGLE MEMBER SA	08/08/2022		
	EUROBANK EQUITIES INVESTMENT FIRM SINGLE MEMBER SA	08/08/2022		
	PANTELAKIS SECURITIES S.A.	15/05/2023		
<b>EKTER SA (CR)</b>			Main Market	
	BETA SECURITIES S.A.	26/09/2022		
	EUROBANK EQUITIES INVESTMENT FIRM SINGLE MEMBER SA	16/10/2017		
	LEON DEPOLAS SECURITIES S.A.	21/05/2018		
<b>ELASTRON (CR)</b>			Main Market	
	LEON DEPOLAS SECURITIES S.A.	20/02/2017		

## List of Stocks under Market Making operations

Securities	Stock Category
Market Maker	Start Market Making
<b>ELLAKTOR (CR)</b>	Main Market
ALPHA FINANCE INVESTMENT SERVICES SINGLE MEMBER SA	18/03/2019
EUROBANK EQUITIES INVESTMENT FIRM SINGLE MEMBER SA	01/06/2012
EUROXX SECURITIES S.A.	24/09/2018
NATIONAL SECURITIES SINGLE MEMBER SA	02/01/1900
PIRAEUS SECURITIES S. A.	22/10/2018
<b>ELTON SA (CR)</b>	Main Market
OPTIMA BANK S.A.	30/01/2023
<b>ELVALHALCOR (CR)</b>	Main Market
ALPHA FINANCE INVESTMENT SERVICES SINGLE MEMBER SA	07/05/2018
BETA SECURITIES S.A.	09/01/2023
EUROBANK EQUITIES INVESTMENT FIRM SINGLE MEMBER SA	07/05/2018
<b>ENTERSOFT (CR)</b>	Main Market
ALPHA FINANCE INVESTMENT SERVICES SINGLE MEMBER SA	23/03/2023
EUROBANK EQUITIES INVESTMENT FIRM SINGLE MEMBER SA	22/06/2020
<b>EUROBANK HOLDINGS (CR)</b>	Main Market
ALPHA FINANCE INVESTMENT SERVICES SINGLE MEMBER SA	09/01/2006
EUROBANK EQUITIES INVESTMENT FIRM SINGLE MEMBER SA	01/06/2012
GREENPOST TRADING EUROPE LTD	12/06/2023
HELLENIC AMERICAN SECURITIES S.A.	25/07/2014
LEON DEPOLAS SECURITIES S.A.	30/11/2018
MERIT SECURITIES S.A	06/11/2017
NATIONAL SECURITIES SINGLE MEMBER SA	02/01/1900
PIRAEUS SECURITIES S. A.	28/09/2009
<b>EUROCONSULTANTS S.A. (CR)</b>	Main Market
OPTIMA BANK S.A.	01/02/2023
<b>EYDAP S.A. (CR)</b>	Main Market
ALPHA FINANCE INVESTMENT SERVICES SINGLE MEMBER SA	27/01/2020
EUROBANK EQUITIES INVESTMENT FIRM SINGLE MEMBER SA	10/06/2019
<b>FOURLIS (CR)</b>	Main Market
EUROBANK EQUITIES INVESTMENT FIRM SINGLE MEMBER SA	01/12/2016
PIRAEUS SECURITIES S. A.	06/03/2017
<b>GEK TERNA (CR)</b>	Main Market
BETA SECURITIES S.A.	08/03/2021
EUROBANK EQUITIES INVESTMENT FIRM SINGLE MEMBER SA	24/05/2021
PIRAEUS SECURITIES S. A.	29/08/2019
<b>GR. SARANTIS S.A. (CR)</b>	Main Market
BETA SECURITIES S.A.	14/05/2012
EUROBANK EQUITIES INVESTMENT FIRM SINGLE MEMBER SA	24/10/2016
PIRAEUS SECURITIES S. A.	02/04/2024
<b>HELLENIC EXCHANGES-A.S.E. (CR)</b>	Main Market
HELLENIC AMERICAN SECURITIES S.A.	01/09/2014
NATIONAL SECURITIES SINGLE MEMBER SA	02/01/1900
PIRAEUS SECURITIES S. A.	04/05/2015
<b>HELLENIQ ENERGY (CR)</b>	Main Market
ALPHA FINANCE INVESTMENT SERVICES SINGLE MEMBER SA	07/11/2023
EUROBANK EQUITIES INVESTMENT FIRM SINGLE MEMBER SA	01/11/2023
HELLENIC AMERICAN SECURITIES S.A.	14/09/2015
PIRAEUS SECURITIES S. A.	20/03/2017
<b>IDEAL HOLDINGS (CR)</b>	Main Market
EUROBANK EQUITIES INVESTMENT FIRM SINGLE MEMBER SA	07/06/2021
PIRAEUS SECURITIES S. A.	07/06/2021
<b>INTERCONTINENTAL (CR)</b>	Main Market
LEON DEPOLAS SECURITIES S.A.	03/06/2019
<b>INTERLIFE G.C.I.(CR)</b>	Main Market
BETA SECURITIES S.A.	24/10/2022
PIRAEUS SECURITIES S. A.	22/01/2024
<b>INTERWOOD-XYLEMPORIA (CR)</b>	Main Market
EUROBANK EQUITIES INVESTMENT FIRM SINGLE MEMBER SA	05/07/2021
PANTELAKIS SECURITIES S.A.	01/07/2021
<b>INTRAKAT (CR)</b>	Main Market
BETA SECURITIES S.A.	04/10/2021
PANTELAKIS SECURITIES S.A.	10/10/2022
<b>JUMBO SA (CR)</b>	Main Market
BETA SECURITIES S.A.	01/02/2021
EUROBANK EQUITIES INVESTMENT FIRM SINGLE MEMBER SA	25/05/2020
GREENPOST TRADING EUROPE LTD	12/06/2023
MERIT SECURITIES S.A	06/11/2017
PIRAEUS SECURITIES S. A.	06/03/2017

## List of Stocks under Market Making operations

Securities	Stock Category
Market Maker	Start Market Making
<b>KLOUKINAS - LAPPAS SA (CR)</b>	Main Market
OPTIMA BANK S.A.	02/01/2023
<b>KRI-KRI S.A. (CR)</b>	Main Market
EUROBANK EQUITIES INVESTMENT FIRM SINGLE MEMBER SA	07/05/2018
PIRAEUS SECURITIES S. A.	11/12/2023
<b>LAMDA DEVELOPMENT SA (CR)</b>	Main Market
EUROBANK EQUITIES INVESTMENT FIRM SINGLE MEMBER SA	08/12/2014
PANTELAKIS SECURITIES S.A.	06/11/2017
PIRAEUS SECURITIES S. A.	29/06/2017
<b>LAMPASA HOTEL SA (CR)</b>	Main Market
LEON DEPOLAS SECURITIES S.A.	16/01/2017
<b>MOTODYNAMICS S.A. (CR)</b>	Main Market
OPTIMA BANK S.A.	25/08/2023
<b>MOTOR OIL (CR)</b>	Main Market
BETA SECURITIES S.A.	08/03/2021
EUROBANK EQUITIES INVESTMENT FIRM SINGLE MEMBER SA	22/10/2006
GREENPOST TRADING EUROPE LTD	12/06/2023
LEON DEPOLAS SECURITIES S.A.	01/04/2019
MERIT SECURITIES S.A	25/02/2019
NATIONAL SECURITIES SINGLE MEMBER SA	02/01/1900
PIRAEUS SECURITIES S. A.	04/05/2015
<b>MPLK KEDROS (CR)</b>	Main Market
OPTIMA BANK S.A.	16/10/2023
OPTIMA BANK S.A.	08/11/2023
<b>MYTILINEOS (CR)</b>	Main Market
ALPHA FINANCE INVESTMENT SERVICES SINGLE MEMBER SA	15/04/2019
BETA SECURITIES S.A.	11/04/2022
EUROBANK EQUITIES INVESTMENT FIRM SINGLE MEMBER SA	20/09/2017
GREENPOST TRADING EUROPE LTD	12/06/2023
MERIT SECURITIES S.A	25/02/2019
NATIONAL SECURITIES SINGLE MEMBER SA	02/01/1900
PIRAEUS SECURITIES S. A.	04/05/2015
<b>NAFFAKTOS TEXTILE (CR)</b>	Main Market
OPTIMA BANK S.A.	29/01/2024
<b>NATIONAL BANK (CR)</b>	Main Market
ALPHA FINANCE INVESTMENT SERVICES SINGLE MEMBER SA	09/01/2006
EUROBANK EQUITIES INVESTMENT FIRM SINGLE MEMBER SA	22/10/2006
GREENPOST TRADING EUROPE LTD	12/06/2023
HELLENIC AMERICAN SECURITIES S.A.	25/07/2014
LEON DEPOLAS SECURITIES S.A.	20/05/2015
MERIT SECURITIES S.A	03/09/2012
NATIONAL SECURITIES SINGLE MEMBER SA	02/01/1900
PIRAEUS SECURITIES S. A.	08/09/2008
<b>OPAP (CR)</b>	Main Market
ALPHA FINANCE INVESTMENT SERVICES SINGLE MEMBER SA	09/01/2006
EUROBANK EQUITIES INVESTMENT FIRM SINGLE MEMBER SA	22/10/2006
GREENPOST TRADING EUROPE LTD	12/06/2023
HELLENIC AMERICAN SECURITIES S.A.	25/07/2014
MERIT SECURITIES S.A	20/03/2017
NATIONAL SECURITIES SINGLE MEMBER SA	02/01/1900
PIRAEUS SECURITIES S. A.	04/05/2015
<b>OPTIMA BANK (CR)</b>	Main Market
ALPHA FINANCE INVESTMENT SERVICES SINGLE MEMBER SA	12/12/2023
EUROBANK EQUITIES INVESTMENT FIRM SINGLE MEMBER SA	11/12/2023
OPTIMA BANK S.A.	06/11/2023
<b>ORILINA PROPERTIES REIC (CR)</b>	Main Market
EUROBANK EQUITIES INVESTMENT FIRM SINGLE MEMBER SA	11/12/2023
LEON DEPOLAS SECURITIES S.A.	11/12/2023
<b>OTE (CR)</b>	Main Market
ALPHA FINANCE INVESTMENT SERVICES SINGLE MEMBER SA	09/01/2006
EUROBANK EQUITIES INVESTMENT FIRM SINGLE MEMBER SA	22/10/2006
GREENPOST TRADING EUROPE LTD	12/06/2023
HELLENIC AMERICAN SECURITIES S.A.	25/07/2014
LEON DEPOLAS SECURITIES S.A.	20/04/2015
MERIT SECURITIES S.A	20/03/2017
NATIONAL SECURITIES SINGLE MEMBER SA	02/01/1900
PIRAEUS SECURITIES S. A.	08/09/2008
<b>P.P.A. S.A. (CR)</b>	Main Market
EUROBANK EQUITIES INVESTMENT FIRM SINGLE MEMBER SA	06/02/2019

## List of Stocks under Market Making operations

Securities	Stock Category
Market Maker	Start Market Making
<b>PAPOUTSANIS (CR)</b>	<b>Main Market</b>
ALPHA FINANCE INVESTMENT SERVICES SINGLE MEMBER SA	19/11/2018
BETA SECURITIES S.A.	25/11/2013
<b>PETROPOULOS PETROS (CR)</b>	<b>Main Market</b>
EUROBANK EQUITIES INVESTMENT FIRM SINGLE MEMBER SA	01/04/2019
PANTELAKIS SECURITIES S.A.	16/03/2020
<b>PIRAEUS FINANCIAL HOLD (CR)</b>	<b>Main Market</b>
ALPHA FINANCE INVESTMENT SERVICES SINGLE MEMBER SA	15/04/2019
EUROBANK EQUITIES INVESTMENT FIRM SINGLE MEMBER SA	22/10/2006
EUROXX SECURITIES S.A.	15/02/2016
GREENPOST TRADING EUROPE LTD	12/06/2023
HELLENIC AMERICAN SECURITIES S.A.	25/07/2014
LEON DEPOLAS SECURITIES S.A.	30/11/2018
MERIT SECURITIES S.A	16/09/2013
NATIONAL SECURITIES SINGLE MEMBER SA	02/01/1900
PIRAEUS SECURITIES S. A.	16/02/2009
<b>PPC (CR)</b>	<b>Main Market</b>
ALPHA FINANCE INVESTMENT SERVICES SINGLE MEMBER SA	09/01/2006
BETA SECURITIES S.A.	01/02/2021
EUROBANK EQUITIES INVESTMENT FIRM SINGLE MEMBER SA	22/10/2006
GREENPOST TRADING EUROPE LTD	12/06/2023
HELLENIC AMERICAN SECURITIES S.A.	01/09/2014
MERIT SECURITIES S.A	06/11/2017
NATIONAL SECURITIES SINGLE MEMBER SA	02/01/1900
PIRAEUS SECURITIES S. A.	28/09/2009
<b>PREMIA (CR)</b>	<b>Main Market</b>
BETA SECURITIES S.A.	01/06/2021
LEON DEPOLAS SECURITIES S.A.	05/12/2022
PANTELAKIS SECURITIES S.A.	23/12/2021
<b>PROFILE SA (CR)</b>	<b>Main Market</b>
OPTIMA BANK S.A.	03/04/2023
PANTELAKIS SECURITIES S.A.	01/07/2019
<b>QUALITY &amp; RELIABILITY SA (CR)</b>	<b>Main Market</b>
OPTIMA BANK S.A.	03/01/2023
<b>QUEST HOLDINGS (CR)</b>	<b>Main Market</b>
BETA SECURITIES S.A.	26/03/2018
EUROBANK EQUITIES INVESTMENT FIRM SINGLE MEMBER SA	28/01/2019
<b>REVOIL (CR)</b>	<b>Main Market</b>
BETA SECURITIES S.A.	26/06/2023
OPTIMA BANK S.A.	15/04/2024
<b>SIDMA STEEL (CR)</b>	<b>Main Market</b>
OPTIMA BANK S.A.	25/05/2023
<b>SPACE HELLAS SA (CR)</b>	<b>Main Market</b>
MERIT SECURITIES S.A	09/12/2022
<b>TECHNICAL OLYMPIC SA (CR)</b>	<b>Main Market</b>
OPTIMA BANK S.A.	05/07/2023
<b>TERNA ENERGY (CR)</b>	<b>Main Market</b>
EUROBANK EQUITIES INVESTMENT FIRM SINGLE MEMBER SA	24/05/2021
PIRAEUS SECURITIES S. A.	09/12/2019
<b>THRACE PLASTICS SA (CR)</b>	<b>Main Market</b>
ALPHA FINANCE INVESTMENT SERVICES SINGLE MEMBER SA	26/03/2018
LEON DEPOLAS SECURITIES S.A.	28/03/2024
PIRAEUS SECURITIES S. A.	02/04/2024
<b>TITAN CEMENT (CB)</b>	<b>Main Market</b>
BETA SECURITIES S.A.	01/02/2021
EUROBANK EQUITIES INVESTMENT FIRM SINGLE MEMBER SA	06/11/2019
PIRAEUS SECURITIES S. A.	18/01/2021
<b>TRADE ESTATES REIC (CR)</b>	<b>Main Market</b>
EUROBANK EQUITIES INVESTMENT FIRM SINGLE MEMBER SA	08/11/2023
EUROBANK EQUITIES INVESTMENT FIRM SINGLE MEMBER SA	10/11/2023
PANTELAKIS SECURITIES S.A.	08/11/2023
PANTELAKIS SECURITIES S.A.	10/11/2023
<b>TZIRAKIAN PROFIL (CR)</b>	<b>Main Market</b>
LEON DEPOLAS SECURITIES S.A.	19/07/2021
<b>VIOHALCO SA/NV (CB)</b>	<b>Main Market</b>
ALPHA FINANCE INVESTMENT SERVICES SINGLE MEMBER SA	11/03/2008
EUROBANK EQUITIES INVESTMENT FIRM SINGLE MEMBER SA	04/03/2014
MERIT SECURITIES S.A	17/03/2014

Underlying Asset				Derivatives Market													
Price max	Price min	Closing price	change	Delivery Month	Open price	Price max	Price min	Last price	Closing price	Last Bid	Last Ask	Fixing price*	Life high	Life low	Trades	Volume	Open Interest
<b>FTSE/Athex Large Cap</b>				(Trade Unit: 1 Index Point x 2€, Cash Settlement)													
3,531.11	3,455.33	3,531.11	2.19%	May 2024	3,470.25	3,536.75	3,469.00	3,530.00	3,530.00	---	---	---	3,536.75	---	340	994	3,488
				June 2024	3,465.50	3,525.00	3,463.50	3,525.00	3,525.00	---	---	---	3,525.00	---	35	78	182
				July 2024	---	---	---	---	3,472.25	---	---	---	---	---	---	---	---
				September 2024	---	---	---	---	3,484.25	---	---	---	---	---	---	---	---
				December 2024	---	---	---	---	3,501.75	---	---	---	---	---	---	---	---
				March 2025	---	---	---	---	3,519.25	---	---	---	---	---	---	---	---
<b>FTSE/Athex Banks</b>				(Trade Unit: 1 Index Point x 15€, Cash Settlement)													
1,257.25	1,214.98	1,257.25	3.48%	June 2024	1,241.00	1,260.00	1,241.00	1,260.00	1,260.00	---	---	---	1,290.00	---	8	33	907
				September 2024	---	---	---	---	1,225.25	---	---	---	---	---	---	---	---
				December 2024	---	---	---	---	1,231.25	---	---	---	---	---	---	---	---
				March 2025	---	---	---	---	1,237.50	---	---	---	---	---	---	---	---
<b>MSCI GREECE REBASED</b>				(Trade Unit: 1 Index Point x 2€, Cash Settlement)													
5,639.01	5,500.98	5,639.01	2.51%	May 2024	---	---	---	---	5,475.75	---	---	---	5,547.00	---	---	---	13
				June 2024	---	---	---	---	5,466.75	---	---	---	5,463.25	---	---	---	20
				July 2024	---	---	---	---	5,418.00	---	---	---	5,364.00	---	---	---	10
				August 2024	---	---	---	---	5,536.50	---	---	---	---	---	---	---	---
				September 2024	---	---	---	---	5,547.25	---	---	---	---	---	---	---	---
				October 2024	---	---	---	---	5,555.75	---	---	---	---	---	---	---	---
				December 2024	---	---	---	---	5,575.00	---	---	---	---	---	---	---	---
				March 2025	---	---	---	---	5,602.75	---	---	---	---	---	---	---	---

Derivatives notes

Fixing prices and final open positions can be retrieved from the following path <http://www.helex.gr/el/web/guest/statistics-end-of-day-derivatives>

Underlying Asset				Derivatives Market													
Price max	Price min	Closing price	change	Delivery Month	Open price	Price max	Price min	Last price	Closing price	Last Bid	Last Ask	Fixing price*	Life high	Life low	Trades	Volume	Open Interest
<b>ADMIE (IPTO) HOLDING S.A. (CR)</b>				(Contract Size: 100 Securities, Physical Delivery)													
2.25	2.2	2.25	0.90%	June 2024	2.26	2.26	2.22	2.26	2.26	---	---	---	2.44	---	35	215	26,663
				September 2024	2.22	2.22	2.22	2.22	2.22	---	---	---	2.22	---	2	125	---
				December 2024	---	---	---	---	2.26	---	---	---	---	---	---	---	---
				March 2025	---	---	---	---	2.27	---	---	---	---	---	---	---	---
<b>AEGEAN AIRLINES (CR)</b>				(Contract Size: 100 Securities, Physical Delivery)													
12.41	12.21	12.33	0.33%	June 2024	11.83	11.83	11.50	11.70	11.70	---	---	---	12.77	---	21	80	4,873
				September 2024	---	---	---	---	12.39	---	---	---	---	---	---	---	---
				December 2024	---	---	---	---	12.46	---	---	---	---	---	---	---	---
				March 2025	---	---	---	---	12.52	---	---	---	---	---	---	---	---
<b>ALPHA SERVICES HOLD (CR)</b>				(Contract Size: 100 Securities, Physical Delivery)													
1.667	1.61	1.667	3.64%	June 2024	1.62	1.68	1.62	1.68	1.68	---	---	---	1.82	---	365	18,684	153,594
				September 2024	---	---	---	---	1.70	---	---	---	1.62	---	---	---	202
				December 2024	---	---	---	---	1.63	---	---	---	---	---	---	---	---
				March 2025	---	---	---	---	1.64	---	---	---	---	---	---	---	---
<b>ATHENS INTL AIRPORT (CR)</b>				(Contract Size: 100 Securities, Physical Delivery)													
8.49	8.35	8.448	1.17%	June 2024	8.23	8.29	8.23	8.27	8.27	---	---	---	8.65	---	6	37	1,024
				September 2024	---	---	---	---	8.42	---	---	---	---	---	---	---	---
				December 2024	---	---	---	---	8.46	---	---	---	---	---	---	---	---
				March 2025	---	---	---	---	8.50	---	---	---	---	---	---	---	---
<b>AUTOHELLAS SA (CR)</b>				(Contract Size: 100 Securities, Physical Delivery)													
13	12.84	12.88	-0.77%	June 2024	12.97	12.97	12.97	12.97	12.97	---	---	---	13.67	---	1	3	205
				September 2024	---	---	---	---	13.09	---	---	---	---	---	---	---	---
				December 2024	---	---	---	---	13.15	---	---	---	---	---	---	---	---
				March 2025	---	---	---	---	13.22	---	---	---	---	---	---	---	---
<b>AVAX S.A. (CR)</b>				(Contract Size: 100 Securities, Physical Delivery)													
1.528	1.478	1.49	-0.13%	June 2024	1.51	1.51	1.48	1.50	1.50	---	---	---	1.72	---	11	21	864
				September 2024	---	---	---	---	1.50	---	---	---	---	---	---	---	---
				December 2024	---	---	---	---	1.51	---	---	---	---	---	---	---	---
				March 2025	---	---	---	---	1.52	---	---	---	---	---	---	---	---
<b>CC HBC AG (CR)</b>				(Contract Size: 100 Securities, Physical Delivery)													
29.5	29.02	29.5	1.65%	June 2024	28.37	28.37	28.37	28.37	28.37	---	---	---	29.10	---	1	1	104
				September 2024	---	---	---	---	29.26	---	---	---	---	---	---	---	---
				December 2024	---	---	---	---	29.41	---	---	---	---	---	---	---	---
				March 2025	---	---	---	---	29.56	---	---	---	---	---	---	---	---

Derivatives notes

Fixing prices and final open positions can be retrieved from the following path <http://www.helex.gr/el/web/guest/statistics-end-of-day-derivatives>

Underlying Asset				Derivatives Market													
Price max	Price min	Closing price	change	Delivery Month	Open price	Price max	Price min	Last price	Closing price	Last Bid	Last Ask	Fixing price*	Life high	Life low	Trades	Volume	Open Interest
<b>CENERGY HOLDINGS (CB)</b>				(Contract Size: 100 Securities, Physical Delivery)													
7.5	7.38	7.44	0.41%	June 2024	7.46	7.51	7.42	7.44	7.44	---	---	---	7.61	---	21	60	4,544
				September 2024	---	---	---	---	7.47	---	---	---	---	---	---	---	---
				December 2024	---	---	---	---	7.51	---	---	---	---	---	---	---	---
				March 2025	---	---	---	---	7.55	---	---	---	---	---	---	---	---
<b>ELLAKTOR (CR)</b>				(Contract Size: 100 Securities, Physical Delivery)													
2.63	2.555	2.57	-1.34%	June 2024	2.62	2.65	2.58	2.65	2.65	---	---	---	2.70	---	64	188	4,104
				September 2024	---	---	---	---	2.63	---	---	---	---	---	---	---	---
				December 2024	---	---	---	---	2.64	---	---	---	---	---	---	---	---
				March 2025	---	---	---	---	2.65	---	---	---	---	---	---	---	---
<b>ELVALHALCOR (CR)</b>				(Contract Size: 100 Securities, Physical Delivery)													
1.972	1.924	1.97	0.61%	June 2024	1.97	1.98	1.94	1.98	1.98	---	---	---	2.28	---	39	206	4,067
				September 2024	---	---	---	---	1.95	---	---	---	1.82	---	---	---	50
				December 2024	---	---	---	---	1.98	---	---	---	---	---	---	---	---
				March 2025	---	---	---	---	1.99	---	---	---	---	---	---	---	---
<b>EUROBANK HOLDINGS (CR)</b>				(Contract Size: 100 Securities, Physical Delivery)													
1.985	1.914	1.9845	3.36%	June 2024	1.90	1.99	1.90	1.98	1.98	---	---	---	2.00	---	250	4,443	32,100
				September 2024	---	---	---	---	1.94	---	---	---	---	---	---	---	---
				December 2024	---	---	---	---	1.95	---	---	---	---	---	---	---	---
				March 2025	---	---	---	---	1.96	---	---	---	---	---	---	---	---
<b>EYDAP S.A. (CR)</b>				(Contract Size: 100 Securities, Physical Delivery)													
5.81	5.7	5.8	0.87%	June 2024	5.78	5.79	5.78	5.79	5.79	---	---	---	6.10	---	2	6	4,333
				September 2024	---	---	---	---	5.80	---	---	---	---	---	---	---	---
				December 2024	---	---	---	---	5.83	---	---	---	---	---	---	---	---
				March 2025	---	---	---	---	5.86	---	---	---	---	---	---	---	---
<b>FOURLIS (CR)</b>				(Contract Size: 100 Securities, Physical Delivery)													
4.2	4.145	4.17	-0.24%	June 2024	4.20	4.21	4.17	4.21	4.21	---	---	---	4.38	---	6	30	1,040
				September 2024	---	---	---	---	4.22	---	---	---	---	---	---	---	---
				December 2024	---	---	---	---	4.24	---	---	---	---	---	---	---	---
				March 2025	---	---	---	---	4.26	---	---	---	---	---	---	---	---
<b>GEK TERNA (CR)</b>				(Contract Size: 100 Securities, Physical Delivery)													
16.6	16.32	16.6	1.34%	June 2024	16.51	16.66	16.43	16.66	16.66	---	---	---	17.26	---	24	76	15,116
				September 2024	---	---	---	---	16.78	---	---	---	15.80	---	---	---	30
				December 2024	---	---	---	---	16.60	---	---	---	---	---	---	---	---
				March 2025	---	---	---	---	16.68	---	---	---	---	---	---	---	---

Derivatives notes

Fixing prices and final open positions can be retrieved from the following path <http://www.helex.gr/el/web/guest/statistics-end-of-day-derivatives>



Underlying Asset				Derivatives Market													
Price max	Price min	Closing price	change	Delivery Month	Open price	Price max	Price min	Last price	Closing price	Last Bid	Last Ask	Fixing price*	Life high	Life low	Trades	Volume	Open Interest
<b>HELLENIC EXCHANGES-A.S.E. (CR)</b>				(Contract Size: 100 Securities, Physical Delivery)													
5.24	5.15	5.23	1.75%	June 2024	5.20	5.26	5.17	5.26	5.26	---	---	---	5.71	---	47	205	7,704
				September 2024	---	---	---	---	5.18	---	---	---	---	---	---	---	---
				December 2024	---	---	---	---	5.21	---	---	---	---	---	---	---	---
				March 2025	---	---	---	---	5.24	---	---	---	---	---	---	---	---
<b>HELLENIQ ENERGY (CR)</b>				(Contract Size: 100 Securities, Physical Delivery)													
8.43	8.3	8.31	0.54%	June 2024	8.44	8.46	8.36	8.42	8.42	---	---	---	8.80	---	55	284	4,635
				September 2024	---	---	---	---	8.33	---	---	---	---	---	---	---	---
				December 2024	---	---	---	---	8.38	---	---	---	---	---	---	---	---
				March 2025	---	---	---	---	8.42	---	---	---	---	---	---	---	---
<b>INTRACOM HOLDINGS (CR)</b>				(Contract Size: 100 Securities, Physical Delivery)													
3.575	3.46	3.55	1.14%	June 2024	3.57	3.60	3.47	3.60	3.60	---	---	---	4.30	---	79	532	7,602
				September 2024	---	---	---	---	3.54	---	---	---	---	---	---	---	---
				December 2024	---	---	---	---	3.56	---	---	---	---	---	---	---	---
				March 2025	---	---	---	---	3.57	---	---	---	---	---	---	---	---
<b>INTRAKAT (CR)</b>				(Contract Size: 100 Securities, Physical Delivery)													
5.04	4.88	5.03	0.60%	June 2024	4.93	4.94	4.85	4.89	4.89	---	---	---	5.66	---	21	129	2,232
				September 2024	---	---	---	---	5.04	---	---	---	---	---	---	---	---
				December 2024	---	---	---	---	5.07	---	---	---	---	---	---	---	---
				March 2025	---	---	---	---	5.09	---	---	---	---	---	---	---	---
<b>JUMBO SA (CR)</b>				(Contract Size: 100 Securities, Physical Delivery)													
28.06	27.8	28.06	1.01%	June 2024	27.91	28.00	27.87	28.00	28.00	---	---	---	28.00	---	8	30	174
				September 2024	---	---	---	---	28.01	---	---	---	---	---	---	---	---
				December 2024	---	---	---	---	28.15	---	---	---	---	---	---	---	---
				March 2025	---	---	---	---	28.29	---	---	---	---	---	---	---	---
<b>LAMDA DEVELOPMENT SA (CR)</b>				(Contract Size: 100 Securities, Physical Delivery)													
7.09	6.93	7.03	-0.71%	June 2024	7.12	7.12	6.99	7.07	7.07	---	---	---	7.20	---	18	93	7,283
				September 2024	---	---	---	---	7.14	---	---	---	---	---	---	---	---
				December 2024	---	---	---	---	7.18	---	---	---	---	---	---	---	---
				March 2025	---	---	---	---	7.21	---	---	---	---	---	---	---	---
<b>MIG (CR)</b>				(Contract Size: 100 Securities, Physical Delivery)													
3.94	3.835	3.91	0.26%	June 2024	---	---	---	---	3.91	---	---	---	4.25	---	---	---	106
				September 2024	---	---	---	---	3.93	---	---	---	---	---	---	---	---
				December 2024	---	---	---	---	3.95	---	---	---	---	---	---	---	---
				March 2025	---	---	---	---	3.97	---	---	---	---	---	---	---	---

Derivatives notes

Fixing prices and final open positions can be retrieved from the following path <http://www.helex.gr/el/web/guest/statistics-end-of-day-derivatives>

Underlying Asset				Derivatives Market													
Price max	Price min	Closing price	change	Delivery Month	Open price	Price max	Price min	Last price	Closing price	Last Bid	Last Ask	Fixing price*	Life high	Life low	Trades	Volume	Open Interest
<b>MOTOR OIL (CR)</b>				(Contract Size: 100 Securities, Physical Delivery)													
26.58	26.2	26.54	0.68%	June 2024	26.47	26.77	26.45	26.77	26.77	---	---	---	27.99	---	7	20	417
				September 2024	---	---	---	---	26.58	---	---	---	---	---	---	---	---
				December 2024	---	---	---	---	26.71	---	---	---	---	---	---	---	---
				March 2025	---	---	---	---	26.85	---	---	---	---	---	---	---	---
<b>MYTILINEOS (CR)</b>				(Contract Size: 100 Securities, Physical Delivery)													
38.86	37.92	38.8	2.54%	June 2024	38.35	38.90	38.20	38.90	38.90	---	---	---	38.90	---	174	775	5,653
				September 2024	---	---	---	---	37.31	---	---	---	35.46	---	---	---	110
				December 2024	---	---	---	---	38.35	---	---	---	---	---	---	---	---
				March 2025	---	---	---	---	38.54	---	---	---	---	---	---	---	---
<b>NATIONAL BANK (CR)</b>				(Contract Size: 100 Securities, Physical Delivery)													
7.512	7.262	7.512	3.99%	June 2024	7.29	7.55	7.29	7.55	7.55	---	---	---	7.55	---	227	2,106	12,978
				September 2024	---	---	---	---	7.28	---	---	---	7.04	---	---	---	40
				December 2024	---	---	---	---	7.32	---	---	---	---	---	---	---	---
				March 2025	---	---	---	---	7.36	---	---	---	---	---	---	---	---
<b>OPAP (CR)</b>				(Contract Size: 100 Securities, Physical Delivery)													
16.75	16.64	16.65	0.06%	June 2024	16.24	16.25	16.18	16.25	16.25	---	---	---	16.99	---	7	35	856
				September 2024	---	---	---	---	16.78	---	---	---	---	---	---	---	---
				December 2024	---	---	---	---	16.86	---	---	---	---	---	---	---	---
				March 2025	---	---	---	---	16.95	---	---	---	---	---	---	---	---
<b>OPTIMA BANK (CR)</b>				(Contract Size: 100 Securities, Physical Delivery)													
10.68	10.18	10.28	-0.77%	June 2024	9.98	10.30	9.80	10.09	10.09	---	---	---	10.30	---	20	49	141
				September 2024	---	---	---	---	10.45	---	---	---	---	---	---	---	---
				December 2024	---	---	---	---	10.50	---	---	---	---	---	---	---	---
				March 2025	---	---	---	---	10.55	---	---	---	---	---	---	---	---
<b>OTE (CR)</b>				(Contract Size: 100 Securities, Physical Delivery)													
14.49	14.06	14.42	2.27%	June 2024	14.19	14.55	14.17	14.55	14.55	---	---	---	14.55	---	51	201	5,754
				September 2024	---	---	---	---	14.22	---	---	---	---	---	---	---	---
				December 2024	---	---	---	---	14.29	---	---	---	---	---	---	---	---
				March 2025	---	---	---	---	14.36	---	---	---	---	---	---	---	---
<b>P.P.A. S.A. (CR)</b>				(Contract Size: 100 Securities, Physical Delivery)													
24.9	24.25	24.75	0.20%	June 2024	---	---	---	---	24.63	---	---	---	28.71	---	---	---	131
				September 2024	---	---	---	---	24.91	---	---	---	---	---	---	---	---
				December 2024	---	---	---	---	25.03	---	---	---	---	---	---	---	---
				March 2025	---	---	---	---	25.16	---	---	---	---	---	---	---	---

Derivatives notes

Fixing prices and final open positions can be retrieved from the following path <http://www.helex.gr/el/web/guest/statistics-end-of-day-derivatives>

Underlying Asset				Derivatives Market													
Price max	Price min	Closing price	change	Delivery Month	Open price	Price max	Price min	Last price	Closing price	Last Bid	Last Ask	Fixing price*	Life high	Life low	Trades	Volume	Open Interest
<b>PIRAEUS FINANCIAL HOLD (CR)</b>																	
(Contract Size: 100 Securities, Physical Delivery)																	
4	3.889	4	2.80%	June 2024	3.93	4.02	3.91	4.02	4.02	---	---	---	4.26	---	329	8,128	62,097
				September 2024	3.97	3.97	3.97	3.97	3.97	---	---	---	4.05	---	1	5	---
				December 2024	---	---	---	---	3.94	---	---	---	---	---	---	---	---
				March 2025	---	---	---	---	3.96	---	---	---	---	---	---	---	---
<b>PPC (CR)</b>																	
(Contract Size: 100 Securities, Physical Delivery)																	
11.47	11.3	11.42	1.78%	June 2024	11.45	11.55	11.39	11.53	11.53	---	---	---	12.75	---	187	1,181	29,795
				September 2024	---	---	---	---	11.47	---	---	---	11.30	---	---	---	100
				December 2024	---	---	---	---	11.37	---	---	---	---	---	---	---	---
				March 2025	---	---	---	---	11.43	---	---	---	---	---	---	---	---
<b>QUEST HOLDINGS (CR)</b>																	
(Contract Size: 100 Securities, Physical Delivery)																	
5.7	5.45	5.7	1.79%	June 2024	5.63	5.68	5.50	5.68	5.68	---	---	---	6.29	---	22	66	232
				September 2024	---	---	---	---	5.65	---	---	---	---	---	---	---	---
				December 2024	---	---	---	---	5.68	---	---	---	---	---	---	---	---
				March 2025	---	---	---	---	5.70	---	---	---	---	---	---	---	---
<b>TERNA ENERGY (CR)</b>																	
(Contract Size: 100 Securities, Physical Delivery)																	
18.38	18.11	18.3	0.27%	June 2024	18.40	18.48	18.24	18.44	18.44	---	---	---	18.62	---	60	250	31,208
				September 2024	---	---	---	---	18.40	---	---	---	---	---	---	---	---
				December 2024	---	---	---	---	18.50	---	---	---	---	---	---	---	---
				March 2025	---	---	---	---	18.59	---	---	---	---	---	---	---	---
<b>TITAN CEMENT (CB)</b>																	
(Contract Size: 100 Securities, Physical Delivery)																	
28.35	27.4	28.35	4.61%	June 2024	27.69	28.19	27.64	28.19	28.19	---	---	---	28.19	---	17	32	185
				September 2024	---	---	---	---	27.33	---	---	---	---	---	---	---	---
				December 2024	---	---	---	---	27.46	---	---	---	---	---	---	---	---
				March 2025	---	---	---	---	27.60	---	---	---	---	---	---	---	---
<b>VIOHALCO SA/NV (CB)</b>																	
(Contract Size: 100 Securities, Physical Delivery)																	
5.78	5.62	5.77	3.04%	June 2024	5.61	5.85	5.61	5.80	5.80	---	---	---	6.43	---	255	1,192	5,931
				September 2024	---	---	---	---	5.65	---	---	---	---	---	---	---	---
				December 2024	---	---	---	---	5.68	---	---	---	---	---	---	---	---
				March 2025	---	---	---	---	5.70	---	---	---	---	---	---	---	---

Derivatives notes

Fixing prices and final open positions can be retrieved from the following path <http://www.helex.gr/el/web/guest/statistics-end-of-day-derivatives>

FTSE/Athex Large Cap

(Trade Unit: 1 Index Point x 2€ - Exercise Style: European, Cash Settlement)

Call Options														Put Options																							
May 2024							June 2024							Other Months		May 2024							June 2024							Other Months		Exercise Price					
Open price	Price max	Price min	Last price	Closing price	Volume	Open Interest	Open price	Price max	Price min	Last price	Closing price	Volume	Open Interest	Volume	Open Interest	Open price	Price max	Price min	Last price	Closing price	Volume	Open Interest	Open price	Price max	Price min	Last price	Closing price	Volume	Open Interest	Volume	Open Interest						
2,450	-	-	-	-	-	-	0.00	0.00	0.00	-	990.00	-	-	-	-	-	-	-	-	-	-	-	0.00	0.00	0.00	-	0.02	-	-	-	-	2,450					
2,500	-	-	-	-	-	-	0.00	0.00	0.00	-	940.00	-	-	-	-	-	-	-	-	-	-	-	0.00	0.00	0.00	-	0.01	-	-	-	-	2,500					
2,550	-	-	-	-	-	-	0.00	0.00	0.00	-	890.00	-	-	-	-	-	-	-	-	-	-	-	0.00	0.00	0.00	-	0.03	-	-	-	-	2,550					
2,600	-	-	-	-	-	-	0.00	0.00	0.00	-	841.00	-	-	-	-	-	-	-	-	-	-	-	0.00	0.00	0.00	-	0.06	-	-	-	-	2,600					
2,650	-	-	-	-	-	-	0.00	0.00	0.00	-	791.00	-	-	-	-	-	-	-	-	-	-	-	0.00	0.00	0.00	-	0.13	-	-	-	-	2,650					
2,700	-	-	-	-	-	-	0.00	0.00	0.00	-	741.00	-	-	-	-	-	-	-	-	-	-	-	0.00	0.00	0.00	-	0.27	-	-	-	-	2,700					
2,750	-	-	-	-	-	-	0.00	0.00	0.00	-	691.00	-	-	-	-	-	-	-	-	-	-	-	0.00	0.00	0.00	-	0.52	-	-	-	-	2,750					
2,800	-	-	-	-	-	-	0.00	0.00	0.00	-	642.00	-	-	-	-	-	-	-	-	-	-	-	0.00	0.00	0.00	-	0.97	-	-	-	-	2,800					
2,850	-	-	-	-	-	-	0.00	0.00	0.00	-	593.00	-	-	-	-	-	-	-	-	-	-	-	0.00	0.00	0.00	-	1.70	-	-	-	-	2,850					
2,900	-	-	-	-	-	-	0.00	0.00	0.00	-	544.00	-	-	-	-	-	-	-	-	-	-	-	0.00	0.00	0.00	-	2.90	-	-	-	-	2,900					
2,950	-	-	-	-	-	-	0.00	0.00	0.00	-	496.00	-	-	-	-	-	-	-	-	-	-	-	0.00	0.00	0.00	-	4.80	-	-	-	-	2,950					
3,000	-	-	-	-	-	-	0.00	0.00	0.00	-	449.00	-	-	-	-	-	-	-	-	-	-	-	0.00	0.00	0.00	-	7.60	-	-	-	-	3,000					
3,050	0.00	0.00	0.00	-	400.00	-	-	0.00	0.00	0.00	-	404.00	-	-	-	-	-	-	-	-	-	-	0.00	0.00	0.00	-	11.75	-	-	-	-	3,050					
3,100	0.00	0.00	0.00	-	351.00	-	-	0.00	0.00	0.00	-	359.00	-	-	-	-	-	-	-	-	-	-	0.00	0.00	0.00	-	17.25	-	-	-	-	3,100					
3,150	0.00	0.00	0.00	-	303.00	-	-	0.00	0.00	0.00	-	317.00	-	-	-	-	-	-	-	-	-	-	0.00	0.00	0.00	-	24.75	-	-	-	-	3,150					
3,200	0.00	0.00	0.00	-	257.00	-	-	0.00	0.00	0.00	-	277.00	-	-	-	-	-	-	-	-	-	-	0.00	0.00	0.00	-	34.25	-	-	-	-	3,200					
3,250	0.00	0.00	0.00	-	214.00	-	42	0.00	0.00	0.00	-	239.00	-	-	-	-	-	-	-	-	-	-	0.00	0.00	0.00	-	46.50	-	-	-	-	3,250					
3,300	0.00	0.00	0.00	-	173.00	-	21	0.00	0.00	0.00	-	204.00	-	-	-	-	-	-	-	-	-	-	0.00	0.00	0.00	-	61.50	-	-	-	-	3,300					
3,350	0.00	0.00	0.00	-	137.00	-	20	0.00	0.00	0.00	-	173.00	-	-	-	-	-	-	-	-	-	-	26.00	0.00	21.00	27.00	27.00	20	32	66.00	66.00	61.00	61.00	61.00	7	-	3,350
3,400	116.00	116.00	116.00	116.00	116.00	1	21	0.00	0.00	0.00	-	144.00	-	-	-	-	-	-	-	-	-	-	0.00	116.00	0.00	-	56.00	-	22	0.00	0.00	0.00	-	101.00	-	1	3,400
3,450	0.00	0.00	0.00	-	78.50	-	51	0.00	0.00	0.00	-	119.00	-	-	-	-	-	-	-	-	-	-	60.00	0.00	60.00	60.00	60.00	4	55	0.00	0.00	0.00	-	126.00	-	-	3,450
3,500	76.00	76.00	76.00	76.00	76.00	2	27	114.00	114.00	114.00	114.00	114.00	1	-	-	-	-	-	-	-	-	-	81.00	76.00	81.00	81.00	81.00	20	-	135.00	135.00	133.00	133.00	133.00	40	-	3,500
3,550	49.00	49.00	47.00	47.00	47.00	21	6	0.00	0.00	0.00	-	78.00	-	-	-	-	-	-	-	-	-	-	111.00	49.00	106.00	109.00	109.00	60	-	162.00	162.00	154.00	155.00	155.00	80	-	3,550
3,600	0.00	0.00	0.00	-	26.50	-	-	0.00	0.00	0.00	-	62.00	-	-	-	-	-	-	-	-	-	-	0.00	0.00	0.00	-	177.00	-	-	0.00	0.00	0.00	-	218.00	-	-	3,600
3,650	0.00	0.00	0.00	-	17.25	-	-	0.00	0.00	0.00	-	49.00	-	-	-	-	-	-	-	-	-	-	0.00	0.00	0.00	-	218.00	-	-	0.00	0.00	0.00	-	255.00	-	-	3,650
3,700	0.00	0.00	0.00	-	11.00	-	-	0.00	0.00	0.00	-	38.00	-	-	-	-	-	-	-	-	-	-	0.00	0.00	0.00	-	261.00	-	-	0.00	0.00	0.00	-	294.00	-	-	3,700
3,750	0.00	0.00	0.00	-	6.60	-	-	0.00	0.00	0.00	-	29.00	-	-	-	-	-	-	-	-	-	-	0.00	0.00	0.00	-	307.00	-	-	0.00	0.00	0.00	-	335.00	-	-	3,750
Totals:						24	188					1	0	0	0							104	193						127	1	0	0					
Number of Trades:						4						1		0									9						8		0						

ALPHA SERVICES HOLD (CR)

(Contract Size: 100 Securities, Exercise Style: American, Physical Delivery)

Call Options														Put Options																		
May 2024							June 2024							Other Months		May 2024							June 2024							Other Months		Exercise Price
Open price	Price max	Price min	Last price	Closing price	Volume	Open Interest	Open price	Price max	Price min	Last price	Closing price	Volume	Open Interest	Volume	Open Interest	Open price	Price max	Price min	Last price	Closing price	Volume	Open Interest	Open price	Price max	Price min	Last price	Closing price	Volume	Open Interest	Volume	Open Interest	
0.850					-	-	0.000	0.000	0.000		0.763	-	-			-	-	0.000	0.000	0.000		0.001	-	-							0.009	
0.900					-	-	0.000	0.000	0.000		0.713	-	-			-	-	0.000	0.000	0.000		0.002	-	-							0.009	
0.950					-	-	0.000	0.000	0.000		0.663	-	-			-	-	0.000	0.000	0.000		0.004	-	-							0.010	
1.000	0.000	0.000	0.000	0.611	-	-	0.000	0.000	0.000		0.613	-	-			0.000	0.000	0.000	0.001	-	-	0.000	0.000	0.000	0.001	-	-			0.010		
1.100	0.000	0.000	0.000	0.512	-	-	0.000	0.000	0.000		0.514	-	-			0.000	0.000	0.000	0.001	-	-	0.000	0.000	0.000	0.001	-	-			0.011		
1.200	0.000	0.000	0.000	0.412	-	-	0.000	0.000	0.000		0.414	-	-			0.000	0.000	0.000	0.001	-	-	0.000	0.000	0.000	0.001	-	-			0.012		
1.300	0.000	0.000	0.000	0.313	-	-	0.000	0.000	0.000		0.317	-	-			0.000	0.000	0.000	0.001	-	-	0.000	0.000	0.000	0.003	-	-			0.013		
1.400	0.000	0.000	0.000	0.217	-	-	0.000	0.000	0.000		0.225	-	-			0.000	0.000	0.000	0.006	-	-	0.000	0.000	0.000	0.010	-	-			0.014		
1.500	0.000	0.000	0.000	0.134	-	-	0.000	0.000	0.000		0.146	-	-			0.000	0.000	0.000	0.022	-	-	0.000	0.000	0.000	0.031	-	-			0.015		
1.600	0.000	0.000	0.000	0.071	-	-	0.000	0.000	0.000		0.085	-	-			0.000	0.000	0.000	0.059	-	-	0.000	0.000	0.000	0.070	-	-			0.016		
1.700	0.000	0.000	0.000	0.032	-	-	0.000	0.000	0.000		0.045	-	-			0.000	0.000	0.000	0.120	-	-	0.000	0.000	0.000	0.130	-	-			0.017		
1.800	0.000	0.000	0.000	0.012	-	-	0.000	0.000	0.000		0.021	-	-			0.000	0.000	0.000	0.200	-	-	0.000	0.000	0.000	0.206	-	-			0.018		
1.900	0.000	0.000	0.000	0.004	-	-	0.000	0.000	0.000		0.009	-	-			0.000	0.000	0.000	0.292	-	-	0.000	0.000	0.000	0.295	-	-			0.019		
2.000	0.000	0.000	0.000	0.001	-	-	0.000	0.000	0.000		0.003	-	-			0.000	0.000	0.000	0.390	-	-	0.000	0.000	0.000	0.391	-	-			0.020		
2.200	0.000	0.000	0.000	0.001	-	-	0.000	0.000	0.000		0.001	-	-			0.000	0.000	0.000	0.590	-	-	0.000	0.000	0.000	0.590	-	-			0.022		
2.400	0.000	0.000	0.000	0.001	-	-	0.000	0.000	0.000		0.001	-	-			0.000	0.000	0.000	0.790	-	-	0.000	0.000	0.000	0.790	-	-			0.024		
2.600	0.000	0.000	0.000	0.001	-	-	0.000	0.000	0.000		0.001	-	-			0.000	0.000	0.000	0.990	-	-	0.000	0.000	0.000	0.990	-	-			0.026		
Totals:					0	0						0	0	0								0	0							0	0	
Number of Trades:					0							0	0	0								0.00							0	0		

NATIONAL BANK (CR)

(Contract Size: 100 Securities, Exercise Style: American, Physical Delivery)

Call Options														Put Options																		
May 2024							June 2024							Other Months		May 2024							June 2024							Other Months		Exercise Price
Open price	Price max	Price min	Last price	Closing price	Volume	Open Interest	Open price	Price max	Price min	Last price	Closing price	Volume	Open Interest	Volume	Open Interest	Open price	Price max	Price min	Last price	Closing price	Volume	Open Interest	Open price	Price max	Price min	Last price	Closing price	Volume	Open Interest	Volume	Open Interest	
3.400					-	-	0.000	0.000	0.000		3.83	-	-			-	-	0.000	0.000	0.000		0.001	-	-			-	-			0.034	
3.600					-	-	0.000	0.000	0.000		3.63	-	-			-	-	0.000	0.000	0.000		0.001	-	-			-	-			0.036	
3.800					-	-	0.000	0.000	0.000		3.43	-	-			-	-	0.000	0.000	0.000		0.001	-	-			-	-			0.038	
4.000					-	-	0.000	0.000	0.000		3.23	-	-			-	-	0.000	0.000	0.000		0.001	-	-			-	-			0.040	
4.400					-	-	0.000	0.000	0.000		2.83	-	-			-	-	0.000	0.000	0.000		0.001	-	-			-	-			0.044	
4.800	0.000	0.000	0.000		2.43	-	-	0.000	0.000	0.000		2.44	-	-		0.000	0.000	0.000		0.001	-	-		0.000	0.000	0.000		0.001	-	-		0.048
5.200	0.000	0.000	0.000		2.03	-	-	0.000	0.000	0.000		2.04	-	-		0.000	0.000	0.000		0.001	-	-		0.000	0.000	0.000		0.001	-	-		0.052
5.600	0.000	0.000	0.000		1.63	-	-	0.000	0.000	0.000		1.64	-	-		0.000	0.000	0.000		0.001	-	-		0.000	0.000	0.000		0.005	-	-		0.056
6.000	0.000	0.000	0.000		1.23	-	-	0.000	0.000	0.000		1.26	-	-		0.000	0.000	0.000		0.002	-	-		0.000	0.000	0.000		0.021	-	-		0.060
6.400	0.000	0.000	0.000		0.846	-	-	0.000	0.000	0.000		0.907	-	-		0.000	0.000	0.000		0.017	-	-		0.000	0.000	0.000		0.066	-	-		0.064
6.800	0.000	0.000	0.000		0.507	-	-	0.000	0.000	0.000		0.605	-	-		0.000	0.000	0.000		0.078	-	-		0.000	0.000	0.000		0.163	-	-		0.068
7.200	0.000	0.000	0.000		0.253	-	-	0.000	0.000	0.000		0.369	-	-		0.000	0.000	0.000		0.223	-	-		0.000	0.000	0.000		0.327	-	-		0.072
7.600	0.000	0.000	0.000		0.103	-	-	0.280	0.280	0.280	0.280	0.280	30	-		0.000	0.000	0.000		0.474	-	-		0.000	0.000	0.000		0.567	-	-		0.076
8.000	0.000	0.000	0.000		0.034	-	-	0.000	0.000	0.000		0.105	-	-		0.000	0.000	0.000		0.806	-	-		0.000	0.000	0.000		0.864	-	-		0.080
8.400	0.000	0.000	0.000		0.009	-	-	0.000	0.000	0.000		0.051	-	-		0.000	0.000	0.000		1.18	-	-		0.000	0.000	0.000		1.21	-	-		0.084
8.800	0.000	0.000	0.000		0.002	-	-	0.000	0.000	0.000		0.022	-	-		0.000	0.000	0.000		1.58	-	-		0.000	0.000	0.000		1.59	-	-		0.088
9.200	0.000	0.000	0.000		0.001	-	-	0.000	0.000	0.000		0.008	-	-		0.000	0.000	0.000		1.98	-	-		0.000	0.000	0.000		1.98	-	-		0.092
9.600	0.000	0.000	0.000		0.001	-	-	0.000	0.000	0.000		0.003	-	-		0.000	0.000	0.000		2.38	-	-		0.000	0.000	0.000		2.38	-	-		0.096
Totals:					0	0						30	0		0	0	0					0	0					0	324	0	0	
Number of Trades:					0							1	0		0							0.00						0			0	

OPAP (CR)

(Contract Size: 100 Securities, Exercise Style: American, Physical Delivery)

Call Options														Put Options																				
Exercise Price	May 2024						June 2024						Other Months		May 2024						June 2024						Other Months		Exercise Price					
	Open price	Price max	Price min	Last price	Closing price	Volume	Open Interest	Open price	Price max	Price min	Last price	Closing price	Volume	Open Interest	Volume	Open Interest	Open price	Price max	Price min	Last price	Closing price	Volume	Open Interest	Open price	Price max	Price min	Last price	Closing price		Volume	Open Interest	Volume	Open Interest	
9.600						-	-	0.000	0.000	0.000	7.07	-	-			-	-	0.000	0.000	0.000	0.001	-	-			0.000	0.000	0.000	0.001	-	-			0.096
10.000						-	-	0.000	0.000	0.000	6.67	-	-			-	-	0.000	0.000	0.000	0.001	-	-			0.000	0.000	0.000	0.001	-	-			0.100
11.000	0.000	0.000	0.000		5.66	-	-	0.000	0.000	0.000	5.68	-	-			0.000	0.000	0.000	0.001	-	-			0.000	0.000	0.000	0.001	-	-			0.110		
12.000	0.000	0.000	0.000		4.66	-	-	0.000	0.000	0.000	4.68	-	-			0.000	0.000	0.000	0.001	-	-			0.000	0.000	0.000	0.001	-	-			0.120		
13.000	0.000	0.000	0.000		3.66	-	-	0.000	0.000	0.000	3.68	-	-			0.000	0.000	0.000	0.001	-	-			0.000	0.000	0.000	0.001	-	-			0.130		
14.000	0.000	0.000	0.000		2.66	-	-	0.000	0.000	0.000	2.70	-	-			0.000	0.000	0.000	0.001	-	-			0.000	0.000	0.000	0.013	-	-			0.140		
15.000	0.000	0.000	0.000		1.68	-	-	0.000	0.000	0.000	1.77	-	-			0.000	0.000	0.000	0.021	-	-			0.000	0.000	0.000	0.081	-	-			0.150		
16.000	0.000	0.000	0.000		0.827	-	-	0.000	0.000	0.000	1.00	-	-			0.000	0.000	0.000	0.165	-	1			0.000	0.000	0.000	0.309	-	-			0.160		
17.000	0.000	0.000	0.000		0.280	-	-	0.000	0.000	0.000	0.466	-	-			0.000	0.000	0.000	0.619	-	-			0.000	0.000	0.000	0.775	-	-			0.170		
18.000	0.000	0.000	0.000		0.061	-	-	0.000	0.000	0.000	0.175	-	-			0.000	0.000	0.000	1.40	-	-			0.000	0.000	0.000	1.49	-	-			0.180		
19.000	0.000	0.000	0.000		0.008	-	-	0.000	0.000	0.000	0.054	-	-			0.000	0.000	0.000	2.36	-	-			0.000	0.000	0.000	2.38	-	-			0.190		
20.000	0.000	0.000	0.000		0.001	-	-	0.000	0.000	0.000	0.013	-	-			0.000	0.000	0.000	3.36	-	-			0.000	0.000	0.000	3.36	-	-			0.200		
22.000	0.000	0.000	0.000		0.001	-	-	0.000	0.000	0.000	0.001	-	-			0.000	0.000	0.000	5.36	-	-			0.000	0.000	0.000	5.36	-	-			0.220		
24.000	0.000	0.000	0.000		0.001	-	-	0.000	0.000	0.000	0.001	-	-			0.000	0.000	0.000	7.36	-	-			0.000	0.000	0.000	7.36	-	-			0.240		
Totals:						0	0					0	0	0	0					0	1						0	0	0	0				
Number of Trades:						0						0		0						0.00							0		0					

OTE (CR)

(Contract Size: 100 Securities, Exercise Style: American, Physical Delivery)

Exercise Price	Call Options													Put Options																				
	May 2024					June 2024					Other Months			May 2024					June 2024					Other Months										
	Open price	Price max	Price min	Last price	Closing price	Volume	Open Interest	Open price	Price max	Price min	Last price	Closing price	Volume	Open Interest	Volume	Open Interest	Open price	Price max	Price min	Last price	Closing price	Volume	Open Interest	Open price	Price max	Price min	Last price	Closing price	Volume	Open Interest	Volume	Open Interest	Exercise Price	
9.200	0.000	0.000	0.000	4.91	-	-	0.000	0.000	0.000	4.93	-	-				0.000	0.000	0.000	0.001	-	-				0.000	0.000	0.000	0.001	-	-			0.092	
9.600	0.000	0.000	0.000	4.51	-	-	0.000	0.000	0.000	4.53	-	-				0.000	0.000	0.000	0.001	-	-				0.000	0.000	0.000	0.001	-	-			0.096	
10.000	0.000	0.000	0.000	4.11	-	-	0.000	0.000	0.000	4.13	-	-				0.000	0.000	0.000	0.001	-	-				0.000	0.000	0.000	0.001	-	-			0.100	
11.000	0.000	0.000	0.000	3.12	-	-	0.000	0.000	0.000	3.14	-	-				0.000	0.000	0.000	0.001	-	-				0.000	0.000	0.000	0.001	-	-			0.110	
12.000	0.000	0.000	0.000	2.12	-	-	0.000	0.000	0.000	2.16	-	-				0.000	0.000	0.000	0.001	-	-				0.000	0.000	0.000	0.020	-	-			0.120	
13.000	0.000	0.000	0.000	1.15	-	5	0.000	0.000	0.000	1.27	-	-				0.000	0.000	0.000	0.032	-	-				0.000	0.000	0.000	0.132	-	-			0.130	
14.000	0.000	0.000	0.000	0.402	-	-	0.000	0.000	0.000	0.612	-	-				0.000	0.000	0.000	0.284	-	6				0.000	0.000	0.000	0.468	-	-			0.140	
15.000	0.000	0.000	0.000	0.073	-	5	0.000	0.000	0.000	0.230	-	-				0.000	0.000	0.000	0.958	-	-				0.000	0.000	0.000	1.09	-	-			0.150	
16.000	0.000	0.000	0.000	0.066	-	-	0.000	0.000	0.000	0.067	-	-				0.000	0.000	0.000	1.90	-	-				0.000	0.000	0.000	1.93	-	-			0.160	
17.000	0.000	0.000	0.000	0.001	-	-	0.000	0.000	0.000	0.014	-	-				0.000	0.000	0.000	2.90	-	-				0.000	0.000	0.000	2.90	-	-			0.170	
18.000	0.000	0.000	0.000	0.001	-	-	0.000	0.000	0.000	0.002	-	-				0.000	0.000	0.000	3.90	-	-				0.000	0.000	0.000	3.90	-	-			0.180	
19.000	0.000	0.000	0.000	0.001	-	-	0.000	0.000	0.000	0.001	-	-				0.000	0.000	0.000	4.90	-	-				0.000	0.000	0.000	4.90	-	-			0.190	
20.000					-	-	0.000	0.000	0.000	0.001	-	-									-	-				0.000	0.000	0.000	5.90	-	-			0.200
22.000					-	-	0.000	0.000	0.000	0.001	-	-									-	-				0.000	0.000	0.000	7.90	-	-			0.220
Totals:					0	10					0	0	0	0	0					0	6							0	0	0	0			
Number of Trades:					0						0		0								0.00							0		0				



PIRAEUS FINANCIAL HOLD (CR)

(Contract Size: 100 Securities, Exercise Style: American, Physical Delivery)

Call Options														Put Options																			
May 2024							June 2024							Other Months		May 2024							June 2024							Other Months		Exercise Price	
Open price	Price max	Price min	Last price	Closing price	Volume	Open Interest	Open price	Price max	Price min	Last price	Closing price	Volume	Open Interest	Volume	Open Interest	Open price	Price max	Price min	Last price	Closing price	Volume	Open Interest	Open price	Price max	Price min	Last price	Closing price	Volume	Open Interest	Volume	Open Interest		
1.800					-	-	0.000	0.000	0.000		2.10	-	-			-	-	0.000	0.000	0.000		0.001	-	-			-	-			0.018		
1.900					-	-	0.000	0.000	0.000		2.00	-	-			-	-	0.000	0.000	0.000		0.001	-	-			-	-			0.019		
2.000					-	-	0.000	0.000	0.000		1.90	-	-			-	-	0.000	0.000	0.000		0.001	-	-			-	-			0.020		
2.200					-	-	0.000	0.000	0.000		1.70	-	-			-	-	0.000	0.000	0.000		0.001	-	-			-	-			0.022		
2.400					-	-	0.000	0.000	0.000		1.50	-	-			-	-	0.000	0.000	0.000		0.001	-	-			-	-			0.024		
2.600					-	-	0.000	0.000	0.000		1.30	-	-			-	-	0.000	0.000	0.000		0.001	-	-			-	-			0.026		
2.800	0.000	0.000	0.000		1.09	-	-	0.000	0.000	0.000		1.10	-	-			0.000	0.000	0.000		0.001	-	-			0.000	0.000	0.000		0.001	-	-	0.028
3.000	0.000	0.000	0.000		0.894	-	-	0.000	0.000	0.000		0.905	-	-			0.000	0.000	0.000		0.001	-	-			0.000	0.000	0.000		0.005	-	-	0.030
3.200	0.000	0.000	0.000		0.696	-	-	0.000	0.000	0.000		0.716	-	-			0.000	0.000	0.000		0.001	-	-			0.000	0.000	0.000		0.015	-	-	0.032
3.400	0.000	0.000	0.000		0.503	-	-	0.000	0.000	0.000		0.542	-	-			0.000	0.000	0.000		0.008	-	-			0.000	0.000	0.000		0.041	-	-	0.034
3.600	0.000	0.000	0.000		0.327	-	-	0.000	0.000	0.000		0.388	-	-			0.000	0.000	0.000		0.032	-	-			0.000	0.000	0.000		0.087	-	-	0.036
3.800	0.000	0.000	0.000		0.186	-	-	0.000	0.000	0.000		0.265	-	-			0.000	0.000	0.000		0.091	-	-			0.000	0.000	0.000		0.163	-	-	0.038
4.000	0.000	0.000	0.000		0.091	-	-	0.000	0.000	0.000		0.170	-	-			0.000	0.000	0.000		0.196	-	-			0.000	0.000	0.000		0.268	-	-	0.040
4.400	0.000	0.000	0.000		0.013	-	-	0.000	0.000	0.000		0.059	-	-			0.000	0.000	0.000		0.519	-	-			0.000	0.000	0.000		0.558	-	-	0.044
4.800	0.000	0.000	0.000		0.001	-	-	0.000	0.000	0.000		0.017	-	-			0.000	0.000	0.000		0.910	-	-			0.000	0.000	0.000		0.918	-	-	0.048
5.200	0.000	0.000	0.000		0.001	-	-	0.000	0.000	0.000		0.004	-	-			0.000	0.000	0.000		1.31	-	-			0.000	0.000	0.000		1.31	-	-	0.052
5.600	0.000	0.000	0.000		0.001	-	-	0.000	0.000	0.000		0.001	-	-			0.000	0.000	0.000		1.71	-	-			0.000	0.000	0.000		1.71	-	-	0.056
6.000	0.000	0.000	0.000		0.001	-	-	0.000	0.000	0.000		0.001	-	-			0.000	0.000	0.000		2.11	-	-			0.000	0.000	0.000		2.11	-	-	0.060
6.400	0.000	0.000	0.000		0.001	-	-	0.000	0.000	0.000		0.001	-	-			0.000	0.000	0.000		2.51	-	-			0.000	0.000	0.000		2.51	-	-	0.064
Totals:					0	0						0	0	0								0	0									0	0
Number of Trades:					0							0	0										0.00									0	0

PPC (CR)

(Contract Size: 100 Securities, Exercise Style: American, Physical Delivery)

Call Options														Put Options																		
May 2024							June 2024							Other Months		May 2024							June 2024							Other Months		Exercise Price
Open price	Price max	Price min	Last price	Closing price	Volume	Open Interest	Open price	Price max	Price min	Last price	Closing price	Volume	Open Interest	Volume	Open Interest	Open price	Price max	Price min	Last price	Closing price	Volume	Open Interest	Open price	Price max	Price min	Last price	Closing price	Volume	Open Interest	Volume	Open Interest	
6.800					-	-	0.000	0.000	0.000		4.44	-	-			-	-	0.000	0.000	0.000		0.001	-	-								0.068
7.200					-	-	0.000	0.000	0.000		4.04	-	-			-	-	0.000	0.000	0.000		0.001	-	-								0.072
7.600					-	-	0.000	0.000	0.000		3.65	-	-			-	-	0.000	0.000	0.000		0.001	-	-								0.076
8.000					-	-	0.000	0.000	0.000		3.25	-	-			-	-	0.000	0.000	0.000		0.001	-	-								0.080
8.400	0.000	0.000	0.000		2.83	-	-	0.000	0.000	0.000		2.85	-	-		0.000	0.000	0.000		0.001	-	-		0.000	0.000	0.000		0.004	-	-		0.084
8.800	0.000	0.000	0.000		2.43	-	-	0.000	0.000	0.000		2.46	-	-		0.000	0.000	0.000		0.001	-	-		0.000	0.000	0.000		0.013	-	-		0.088
9.200	0.000	0.000	0.000		2.03	-	-	0.000	0.000	0.000		2.08	-	-		0.000	0.000	0.000		0.002	-	-		0.000	0.000	0.000		0.032	-	-		0.092
9.600	0.000	0.000	0.000		1.64	-	-	0.000	0.000	0.000		1.72	-	-		0.000	0.000	0.000		0.008	-	-		0.000	0.000	0.000		0.069	-	-		0.096
10.000	0.000	0.000	0.000		1.26	-	-	0.000	0.000	0.000		1.38	-	-		0.000	0.000	0.000		0.027	-	-		0.000	0.000	0.000		0.130	-	-		0.100
11.000	0.000	0.000	0.000		0.486	-	50	0.000	0.000	0.000		0.707	-	-		0.000	0.000	0.000		0.251	-	10		0.000	0.000	0.000		0.453	-	-		0.110
12.000	0.000	0.000	0.000		0.107	-	-	0.000	0.000	0.000		0.294	-	-		0.000	0.000	0.000		0.874	-	-		0.000	0.000	0.000		1.04	-	-		0.120
13.000	0.000	0.000	0.000		0.013	-	5	0.000	0.000	0.000		0.100	-	-		0.000	0.000	0.000		1.79	-	-		0.000	0.000	0.000		1.85	-	-		0.130
14.000	0.000	0.000	0.000		0.001	-	-	0.000	0.000	0.000		0.028	-	-		0.000	0.000	0.000		2.78	-	-		0.000	0.000	0.000		2.79	-	-		0.140
15.000	0.000	0.000	0.000		0.001	-	-	0.000	0.000	0.000		0.007	-	-		0.000	0.000	0.000		3.78	-	-		0.000	0.000	0.000		3.78	-	-		0.150
16.000	0.000	0.000	0.000		0.001	-	-	0.000	0.000	0.000		0.001	-	-		0.000	0.000	0.000		4.78	-	-		0.000	0.000	0.000		4.78	-	-		0.160
17.000	0.000	0.000	0.000		0.001	-	-	0.000	0.000	0.000		0.001	-	-		0.000	0.000	0.000		5.78	-	-		0.000	0.000	0.000		5.78	-	-		0.170
18.000					-	-	0.000	0.000	0.000		0.001	-	-			-	-	0.000	0.000	0.000		6.78	-	-								0.180
Totals:					0	55						0	0			0	10						0	0						0	0	
Number of Trades:					0							0	0			0.00							0	0						0	0	

Lending Products	Underlying Title	Multilateral Transactions[1]					Bilateral Transactions[2]		Stock Borrowing through OTC (volume)[3]	
		Open Interest[5]	Volume(Offered)	Average Weighted	Transactions volume	Average Weighted	Transactions Volume	Average Weighted	Transactions Volume	
ADMIEBOR	ADMIE (IPTO) HOLDING S.A. (CR)	---	---	---	---	---	---	---	207,580	
AEGNBOR	AEGEAN AIRLINES (CR)	---	---	---	---	---	---	---	236,218	
AETFBOR	ALPHA ETF FTSE Athex Large Cap	---	---	---	---	---	---	---	---	
ALPHABOR	ALPHA SERVICES HOLD (CR)	292,000	---	---	---	---	---	---	63,307,252	
ALMYBOR	ALUMIL (CR)	---	---	---	---	---	---	---	---	
AIABOR	ATHENS INTL AIRPORT (CR)	---	---	---	---	---	---	---	120,473	
ACAGBOR	AUSTRIACARD (CB)	---	---	---	---	---	---	---	---	
OTOELBOR	AUTOHELLAS SA (CR)	1,839	---	---	492	4.88%	---	---	83,007	
AVAXBOR	AVAX S.A. (CR)	---	---	---	---	---	---	---	---	
EEEBOR	CC HBC AG (CR)	4,848	---	---	---	---	---	---	44,377	
CENERBOR	CENERGY HOLDINGS (CB)	1,686	---	---	---	---	---	---	24,235	
DIMANDBOR	DIMAND (CR)	---	---	---	---	---	---	---	98,610	
ELLAKTORBOR	ELLAKTOR (CR)	7,173	---	---	---	---	---	---	99,965	
ELHABOR	ELVALHALCOR (CR)	3,134	---	---	---	---	---	---	65,887	
EPSILBOR	EPSILON NET (CR)	---	---	---	---	---	---	---	8,057	
EUROBBOR	EUROBANK HOLDINGS (CR)	384,780	---	---	---	---	---	---	34,119,211	
EYDAPBOR	EYDAP S.A. (CR)	845	---	---	---	---	---	---	265,720	
FOYRKBOR	FOURLIS (CR)	230	---	---	---	---	---	---	20,299	
GEKTERNABOR	GEK TERNA (CR)	---	---	---	---	---	---	---	3,698	
SARBOR	GR. SARANTIS S.A. (CR)	1,450	---	---	---	---	---	---	78,059	
EXAEBOR	HELLENIC EXCHANGES-A.S.E. (CR)	---	---	---	---	---	---	---	152,047	
ELPEBOR	HELLENIQ ENERGY (CR)	---	---	---	---	---	---	---	367,739	
INTEKBOR	IDEAL HOLDINGS (CR)	---	---	---	---	---	---	---	17,950	
INTRKBOR	INTRACOM HOLDINGS (CR)	---	---	---	---	---	---	---	39,131	
INKATBOR	INTRAKAT (CR)	---	---	---	---	---	---	---	---	
INLOTBOR	INTRALOT (CR)	---	---	---	---	---	---	---	779,448	
BELABOR	JUMBO SA (CR)	5,623	---	---	---	---	---	---	195,735	
KRIBOR	KRI-KRI S.A. (CR)	---	---	---	---	---	---	---	140	
LAMDABOR	LAMDA DEVELOPMENT SA (CR)	---	---	---	---	---	---	---	223,277	
LAVIBOR	LAVIPHARM SA (CR)	---	---	---	---	---	---	---	---	
MIGBOR	MIG (CR)	1,992	---	---	---	---	---	---	40,179	

## Stock Lending Notes

[1] - Multilateral contracts Lending or Borrowing as per Methods 8-1, 8-2 and 8-3-3 (According to ATHEX BoD Resolution No.17)

[2] - Bilateral Contracts Lending or Borrowing as per Methods 8-3-1 and 8-3-2 (According to ATHEX BoD Resolution No.20 )

[3] - The information concerning OTC Stock Borrowing Transactions is based on the statements of the Dematerialised Securities System (DSS) operators involved and refers to volumes that have been registered up until the previous working day.

[4] - Average Price (Volume weighted)

[5] - The Data concerning Open Interest before the start of trading session

Lending Products	Underlying Title	Open Interest[5]	Multilateral Transactions[1]				Bilateral Transactions[2]		Stock Borrowing through OTC (volume)[3]	
			Volume(Offered)	Average Weighted	Transactions volume	Average Weighted	Transactions Volume	Average Weighted	Transactions Volume	
MOHBOR	MOTOR OIL (CR)	18,705	---	---	---	---	---	---	405,480	
MYTILBOR	MYTILINEOS (CR)	1,362	---	---	---	---	---	---	169,259	
ETEBOR	NATIONAL BANK (CR)	50,000	---	---	---	---	---	---	13,490,505	
OPAPBOR	OPAP (CR)	55,016	---	---	7,500	5.18%	---	---	1,790,776	
OPTIMABOR	OPTIMA BANK (CR)	11,003	---	---	601	4.88%	---	---	53,259	
HTOBOR	OTE (CR)	---	---	---	---	---	---	---	1,882,660	
PPABOR	P.P.A. S.A. (CR)	4,500	---	---	---	---	---	---	65,391	
TPEIRBOR	PIRAEUS FINANCIAL HOLD (CR)	10,000	---	---	73,000	5.77%	---	---	11,161,176	
PPCBOR	PPC (CR)	2,000	---	---	---	---	---	---	1,278,881	
PREMIABOR	PREMIA (CR)	---	---	---	---	---	---	---	---	
PROFBOR	PROFILE SA (CR)	---	---	---	---	---	---	---	10,000	
QUESTBOR	QUEST HOLDINGS (CR)	391	---	---	---	---	---	---	11,333	
OLYMPBOR	TECHNICAL OLYMPIC SA (CR)	---	---	---	---	---	---	---	---	
TENERGYBOR	TERNA ENERGY (CR)	---	---	---	---	---	---	---	754,622	
EYAPSBOR	THESSALONIKA WATER & SEWERAGE	---	---	---	---	---	---	---	---	
PLATBOR	THRACE PLASTICS SA (CR)	---	---	---	---	---	---	---	1,596	
TITCBOR	TITAN CEMENT (CB)	10,181	---	---	---	---	---	---	210,612	
VIOBOR	VIOHALCO SAINV (CB)	744	---	---	---	---	---	---	---	

## Stock Lending Notes

[1] - Multilateral contracts Lending or Borrowing as per Methods 8-1, 8-2 and 8-3-3 (According to ATHEX BoD Resolution No.17)

[2] - Bilateral Contracts Lending or Borrowing as per Methods 8-3-1 and 8-3-2 (According to ATHEX BoD Resolution No.20 )

[3] - The information concerning OTC Stock Borrowing Transactions is based on the statements of the Dematerialised Securities System (DSS) operators involved and refers to volumes that have been registered up until the previous working day.

[4] - Average Price (Volume weighted)

[5] - The Data concerning Open Interest before the start of trading session

## Sectors codification for listed companies

12003-	ETF	10101010	Computer Services
10101015	Software	10102030	Computer Hardware
15101010	Telecommunications Equipment	15102015	Telecommunications Services
20101010	Health Care Facilities	20101025	Health Care Services
20102010	Medical Equipment	20103015	Pharmaceuticals
30101010	Banks	30202000	Diversified Financial Services
30202010	Asset Managers & Custodians	30202015	Investment Services
30204000	Closed End Investments	30302010	Full Line Insurance
30302015	Insurance Brokers	30302025	Property and Casualty Insurance
35101010	Real Estate Holding and Development	35101015	Real Estate Services
35102000	Diversified REITs	35102030	Office REITs
35102045	Retail REITs.	40201040	Rental & Leasing Services: Consumer
40202010	Home Construction	40202015	Household Furnishings
40202020	Household Appliance	40203040	Electronic Entertainment
40204020	Clothing & Accessories	40301010	Entertainment
40301030	Publishing	40301035	Radio & TV Broadcasters
40401010	Diversified Retailers	40401020	Apparel Retailers
40401025	Home Improvement Retailers	40401030	Specialty Retailers
40501010	Airlines	40501015	Travel & Tourism
40501020	Casinos & Gambling	40501025	Hotels & Motels
45101015	Distillers & Vintners	45101020	Soft Drinks
45102010	Farming Fishing Ranching & Plantations	45102020	Food Products
45103010	Tobacco	45201010	Food Retailers & Wholesalers
45201020	Personal Products	50101010	Construction
50101020	Building Roof/Wallboard and Plumbing	50101030	Cement
50101035	Building Materials: Other	50202010	Electrical Components
50203015	Plastics	50203030	Containers & Packaging
50204000	Machinery: Industrial	50204020	Machinery: Construction & Handling
50205010	Industrial Suppliers	50205020	Back Office Support HR & Consulting
50205030	Forms & Bulk Printing Services	50206015	Commercial Vehicles & Parts
50206030	Marine Transportation	50206060	Transportation Services
55101000	Diversified Materials	55101020	Textile Products
55102000	General Mining	55102010	Iron & Steel
55102015	Metal Fabricating	55102035	Aluminum
60101020	Oil Refining and Marketing	65101010	Alternative Electricity
65101015	Conventional Electricity	65102000	Multi-Utilities
65102030	Water		



**ATHEX**  
Athens Stock Exchange

Λεωφ. Αθηνών 110 104 42 Αθήνα  
110, Athinon Ave. GR 104 42 Athens  
tel. (+30)210-33.66.800, fax (+30)210-33.66.101  
[www.athexgroup.gr](http://www.athexgroup.gr)