

24

Ημερήσιο Δελτίο
Συναλλακτικής Δραστηριότητας

Daily Official List
of Trading Activity

Friday, 12 April, 2024

Year: 145 Trading Day No: 70



ATHEXGROUP
Athens Exchange Group

Disclaimer:

Hellenic Exchanges-Athens Stock Exchange S.A endeavours to ensure that the data and other material ("Information") presented on the Daily Official List are accurate and complete, but it is not liable for any errors or omissions of data or /and for the accuracy, credibility, updating and completeness of the aforesaid information nor it has any liability arising directly or indirectly from the use of the above Information.

The Company is not liable for the accuracy of the data included in listed companies' announcements. Only the sender of such an announcement is fully and solely liable for any infringement of third party's rights from the content of such announcement. All contents of the Daily Official List are provided only for information purposes and do not constitute investment advice or solicitation to invest in securities or other products listed for trading on the Exchange.

You acknowledge and agree that the Company is the owner of any property rights related to any Information appearing on the Daily Official List including intellectual property rights copyright, trademarks, etc.

The above data are a property of the Hellenic Exchanges-Athens Exchange and are copyright protected. Users are forbidden to reproduce, modify, copy, sale, transmit or redistribute, by all reproduction means and methods, part or the whole of the above data, without reference to their source.

The commercial exploitation of these data is, also, forbidden by third parties. Hellenic Exchanges-Athens Exchange does not carry any responsibility, direct or indirect, derived from usage or accidental alteration of the above data when used by third parties.

Hellenic Exchanges – Athens Stock Exchange S.A.

110 Athinon Ave., 10442 Athens, Tel: (210) 33.66.800, Fax: (210) 32.13.938

www.athexgroup.gr

Thessalonica Stock Exchange Center (T.S.E.C)

16-18 Katouni Str., Thessalonica 546 25 Tel: (2310) 567.667, Fax: (2310) 530.545

Athex Members Guarantee Fund

14-16 Fidiou Str., Athens 106 78, Tel: (210) 33.04.682, Fax: (210) 33.04.155

Hellenic Republic Capital Market Commission

1 Kolokotroni Str. & 1 Stadiou Str., Athens 10562 Tel: (210) 33.77.100 Fax: (210) 33.77.173

Table of Contents

Section 1: Statistical Figures of Securities, Derivatives and Lending

Summary of Markets

Athex Indices

Analytic Figures for Athex Market's Boards and Categories

Trading Details by Athex Sectors and Financial Instruments (ETFs)

Top 10 best & worst performing Shares

Derivatives Summary

Section 2: Analytic Figures of Shares Transactions

Analytic Figures of Shares Transactions

Shares' Notes

Section 3: Figures of Securities Transactions

Securities Blocks Details

Shares Rights Details

Stock Borrowing

Forced Sales Details

Forced Sales Registered Shares

Exchange Traded Funds (ETFs) Characteristics

Section 5: Bonds traded in Fixed Income Assets Market

Convertible Corporate Bonds - Regulated Market

Non Convertible Corporate Bonds - Regulated Market

Government Bonds

Treasury Bills & Zero Coupon Government Bonds

Government Bonds Traded with the Open Outcry Method

State Banks Bonds

Section 6: Additional Infos

Athex & ATHEXClear Members List

List of Stocks under Market Making operations

Section 7: Derivatives Market Analytic Figures

Index Futures

Stock Futures

Index Options

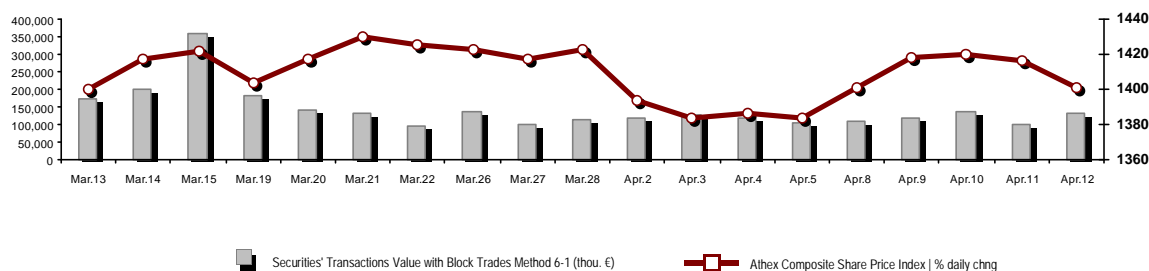
Stock Options

Stock Lending Analytic Figures

Appendix A: Sectors codification for listed companies

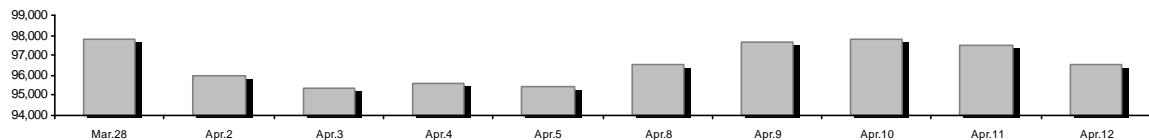
Summary of Markets

Athex Composite Share Price Index vs Shares and Derivatives Transactions Value

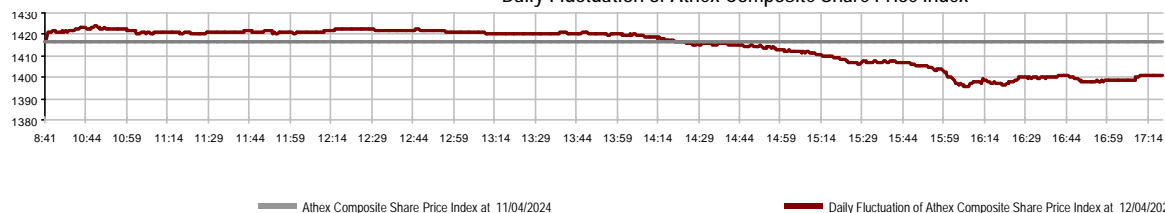


Athex Capitalisation (mill. €)**:	96,543.82		Derivatives Total Open Interest	479,138
Daily change: mill. € %	-979.55	-1.00%	in Index Futures % daily chng	7,020 1.20%
Yearly Avg Capitalisation: mill. € % chng prev year Avg	94,967.89	18.14%	in Stock Futures % daily chng	470,497 -0.02%
Athex Composite Share Price Index % daily chng	1,400.61	-1.12%	in Index Options % daily chng	903 2.61%
Athex Composite Share Price Index Capitalisation (mill. €)	87,705.85		in Stock Options % daily chng	718 0.42%
Daily change (mill. €)	-899.31			
Securities' Transactions Value with Block Trades Method 6-1 (t)	129,668.91		Derivatives Contracts Volume:	26,414
Daily change: %	31,694.29	32.35%	Daily change: pieces %	14,564 122.90%
YtD Avg Trans. Value: thou. € % chng prev year Avg	140,831.08	28.53%	YtD Avg Derivatives Contracts % chng prev year Avg	40,446 -8.00%
Blocks Transactions Value of Method 6-1 (thou. €)	27,644.98		Derivatives Trades Number:	2,439
Blocks Transactions Value of Method 6-2 & 6-3 (thou. €)	0.00		Daily change: number %	1,372 128.58%
Bonds Transactions Value (thou.€)	959.28		YtD Avg Trades number % chng prev year Avg	2,113 -9.34%
Securities' Transactions Volume with Block Trades Method 6-1 (tho)	26,025.97		Lending Total Open Interest	149,483
Daily change: thou. pieces %	7,887.46	43.48%	Daily change: pieces %	-7,600 -4.84%
YtD Avg Volume: % chng prev year Avg	32,845.88	-2.30%	Lending Volume (Multilateral/Bilateral)	49,135
Blocks Transactions Volume of Method 6-1 (thou. Pieces)	2,596.05		Daily change: pieces %	42,235
Blocks Transactions Volume of Method 6-2 & 6-3 (thou. Pieces)	0.00		Multilateral Lending	49,135
Bonds Transactions Volume	983,000		Bilateral Lending	0
Securities' Trades Number with Block Trades Method 6-1	39,534		Lending Trades Number:	8
Daily change: number %	7,945	25.15%	Daily change: %	6
YtD Avg Trades number % chng prev year Avg	41,048	13.32%	Multilateral Lending Trades Number	8
Number of Blocks Method 6-1	25		Bilateral Lending Trades Number	0
Number of Blocks Method 6-2 & 6-3	0			
Number of Bonds Transactions	153			

Athex Capitalisation (mill. €)**



Daily Fluctuation of Athex Composite Share Price Index



Athex Indices

Index name	12/04/2024	11/04/2024	pts.	%	Min	Max	Year min	Year max	Year change
Athex Composite Share Price Index	1,400.61 €	1,416.53	-15.92	-1.12%	1,395.54	1,423.83	1,293.14	1,437.65	8.31% #
Athex Composite Index Total Return Index	2,556.37 €	2,585.44	-29.07	-1.12%	2,547.13	2,598.76	2,355.44	2,621.34	8.53% #
Athex ESG Index	1,593.61 €	1,611.44	-17.83	-1.11%	1,586.76	1,621.65	1,471.77	1,643.01	8.28% #
ATHEX Alternative Market Price Index	11,960.91 €	12,308.44	-347.53	-2.82%	11,875.65	12,367.80	9,352.11	13,974.15	27.90% #
FTSE/Athex Large Cap	3,395.74 €	3,432.52	-36.78	-1.07%	3,380.85	3,454.57	3,122.79	3,495.52	8.74% #
FTSE/Athex Mid Cap Index	2,261.59 €	2,313.79	-52.20	-2.26%	2,254.65	2,321.81	2,212.15	2,459.55	0.48% #
FTSE/ATHEX High Dividend Yield Index	4,021.79 €	4,072.96	-51.17	-1.26%	4,010.28	4,093.87	3,752.57	4,182.26	6.64% #
FTSE/Athex Market Index	808.65 €	817.28	-8.63	-1.06%	805.30	822.53	746.82	834.20	8.28% #
FTSE/Athex Banks	1,202.29 €	1,228.01	-25.72	-2.09%	1,193.10	1,231.80	1,057.67	1,269.79	13.25% #
FTSE/ATHEX TECHNOLOGY & TELECOMMUNICAT	5,308.22 €	5,398.47	-90.25	-1.67%	5,249.96	5,423.83	4,915.95	5,567.15	4.65% #
FTSE/ATHEX FINANCIAL SERVICES	5,658.04 €	5,779.66	-121.62	-2.10%	5,616.01	5,796.90	4,996.31	5,980.67	12.84% #
FTSE/ATHEX REAL ESTATE	4,828.23 €	4,868.81	-40.58	-0.83%	4,803.63	4,881.96	4,761.34	5,120.52	-2.67% €
FTSE/ATHEX CONSUMER DISCRETIONARY	5,283.56 €	5,291.77	-8.21	-0.16%	5,252.57	5,333.79	4,993.33	5,557.48	5.34% #
FTSE/ATHEX CONSUMER STAPLES	6,056.21 #	5,995.58	60.63	1.01%	5,995.58	6,067.45	5,069.68	6,448.78	19.02% #
FTSE/ATHEX INDUSTRIALS	5,826.15 €	5,891.76	-65.61	-1.11%	5,805.73	5,916.74	5,044.08	6,010.72	14.66% #
FTSE/ATHEX BASIC MATERIALS	4,740.54 €	4,887.06	-146.52	-3.00%	4,710.40	4,922.13	4,650.77	5,876.05	-2.65% €
FTSE/ATHEX ENERGY & UTILITIES	5,157.05 €	5,227.68	-70.63	-1.35%	5,135.81	5,289.77	4,961.47	5,361.67	3.40% #
Athex All Share Index	323.79 €	327.11	-3.32	-1.01%	323.79	323.79	304.60	332.01	7.22% #
Hellenic Mid & Small Cap Index	2,021.23 €	2,053.00	-31.77	-1.55%	2,015.86	2,064.17	1,929.00	2,092.76	4.78% #
FTSE/Athex Large Cap Total Return	5,631.00 €	5,691.99	-60.99	-1.07%			5,201.70	5,780.01	8.98% #
FTSE/Athex Mid Cap Total Return	3,045.72 €	3,116.02	-70.30	-2.26%			3,005.84	3,302.69	0.48% #
MSCI GREECE REBASED	5,422.55 €	5,499.96	-77.41	-1.41%	5,392.78	5,530.22	4,984.69	5,636.99	8.78% #
Hellenic Corporate Bond Index	131.52 €	131.59	-0.07	-0.06%			129.54	131.59	1.45% #
Hellenic Corporate Bond Price Index	91.23 €	91.29	-0.06	-0.07%			90.52	91.29	0.64% #

Note 1: FTSE/Med 100, Hellenic Corporate Bond Price Index and Hellenic Corporate Bond Index closing prices refer to the previous trading day of 10/04/2024.

Note 2: The Hellenic Mid & Small Cap Index is a Customized index calculated by the Athens Exchange.

Analytic Figures for Athex Market's Boards and Categories

	Total Traded Securities	Main Market	Surveillance	Exchange Traded Funds (ETFs)
Totals	125	116	8	1
Gain / Lose / Same:	16 / 90 / 19	15 / 86 / 15	1 / 3 / 4	0 / 1 / 0
Athex Capitalisation (mill. €) **	96,543.82	96,458.80	85.02	
Daily Average Trans/ons Value(thou.€)	140,831.08	140,590.19	49.17	310.37
Transactions Value	129,668.91	129,416.13	20.43	232.35
Main Board:	102,023.93	101,771.15	20.43	232.35
Blocks Board 6_2_3:	27,644.98	27,644.98	0.00	0.00
Forced Sales Board:	0.00	0.00	0.00	0.00
Special Terms Board:	0.00	0.00	0.00	0.00
Daily Average Transactions Volume	32,845,879	32,637,953	222,321	9,139
Transactions Volume	26,025,967	25,931,210	88,067	6,690
Main Board:	23,429,918	23,335,161	88,067	6,690
Blocks Board 6_2_3:	2,596,049	2,596,049	0	0
Forced Sales Board:	0	0	0	0
Special Terms Board:	0	0	0	0
Daily Average Number of Trades	41,048	40,906	80	63
Number of Trades	39,534	39,448	61	25
Main Board:	39,509	39,423	61	25
Blocks Board 6_2_3:	25	25	0	0
Forced Sales Board:	0	0	0	0
Special Terms Board:	0	0	0	0

Trading Details by Athex Sectors and Financial Instruments (ETFs)

Code	Sectors	Gain / Lose / Same	Number of Trades	Transactions Volume	Transactions Value	% of Total Trans. Value
3010	- Banks	1 / 6 / 0	11,261	16,271,388	51,379,231.79	39.62%
5510	- Basic Resources	0 / 10 / 4	1,598	525,432	1,598,350.16	1.23%
5010	- Construction & Materials	5 / 9 / 1	2,736	1,239,163	8,899,650.81	6.86%
4020	- Consumer Products & Services	1 / 4 / 1	602	481,180	498,890.31	0.38%
6010	- Energy	0 / 4 / 0	1,905	259,224	3,421,012.52	2.64%
12000	- Financial Instruments	0 / 1 / 0	25	6,690	232,346.74	0.18%
3020	- Financial Services	1 / 3 / 1	575	97,844	507,163.93	0.39%
4510	- Food Beverage & Tobacco	2 / 3 / 2	291	45,622	545,106.73	0.42%
2010	- Health Care	0 / 3 / 0	366	277,629	251,335.28	0.19%
5020	- Industrial Goods & Services	0 / 15 / 2	3,072	1,556,627	7,826,684.26	6.04%
3030	- Insurance	0 / 1 / 0	43	3,214	15,524.82	0.01%
4030	- Media	0 / 0 / 0	---	---	---	---
4520	- Personal Care, Drug & Grocery Stores	1 / 1 / 0	308	106,733	1,148,687.52	0.89%
3510	- Real Estate	2 / 8 / 2	949	287,297	1,043,698.60	0.80%
4040	- Retail	1 / 4 / 2	1,996	375,513	7,156,472.04	5.52%
1010	- Technology	0 / 8 / 2	2,557	824,516	2,687,630.43	2.07%
1510	- Telecommunications	0 / 2 / 0	1,757	398,585	5,696,603.47	4.39%
4050	- Travel & Leisure	1 / 4 / 1	2,218	1,423,652	4,588,947.63	3.54%
6510	- Utilities	1 / 4 / 1	7,247	1,689,135	32,170,986.23	24.81%

Top 10 best & worst performing Shares

Main Market

With positive Price change			With negative Price change		
	Closing price	change		Closing price	change
CC HBC AG (CR)	28.18	1.73% #	PAIRIS SA (CR)	1.175	-8.56% €
EYDAP S.A. (CR)	5.67	1.25% #	KEKROPS SA (CR)	1.52	-7.88% €
TRADE ESTATES REIC (CR)	1.686	0.96% #	ILYDA S.A. (CR)	1.585	-7.31% €
GR. SARANTIS S.A. (CR)	11.2	0.90% #	CPI SA (CR)	0.826	-6.14% €
KRI-KRI S.A. (CR)	11.3	0.89% #	AVAX S.A. (CR)	1.43	-5.30% €
BIOKARPET S.A.(CR)	2.85	0.71% #	GEN. COMMERCIAL & IND.SA (CR)	1.625	-4.97% €
ORILINA PROPERTIES REIC (CR)	0.876	0.69% #	INTRACOM HOLDINGS (CR)	3.35	-4.83% €
OPTIMA BANK (CR)	9.79	0.62% #	CENTRIC HOLDINGS (CR)	0.388	-4.67% €
JUMBO SA (CR)	26.42	0.53% #	IKTINOS HELLAS SA (CR)	0.46	-4.17% €
OPAP (CR)	16.3	0.43% #	ALUMIL (CR)	2.55	-4.13% €
With the highest Transactions Value			With the highest Transactions Volume		
	Value (thou. €)	change		Volume	change
MYTILINEOS (CR)	19,019.02	-0.17% €	EUROBANK HOLDINGS (CR)	5,347,605	-2.37% €
PIRAEUS FINANCIAL HOLD (CR)	17,458.44	-3.01% €	PIRAEUS FINANCIAL HOLD (CR)	4,540,218	-3.01% €
NATIONAL BANK (CR)	16,186.87	-1.02% €	ALPHA SERVICES HOLD (CR)	4,077,719	-2.39% €
EUROBANK HOLDINGS (CR)	9,970.90	-2.37% €	NATIONAL BANK (CR)	2,189,668	-1.02% €
PPC (CR)	6,994.35	-3.25% €	INTRALOT (CR)	1,110,356	-3.21% €
JUMBO SA (CR)	6,714.94	0.53% #	ATHENS INTL AIRPORT (CR)	633,697	-0.56% €
ALPHA SERVICES HOLD (CR)	6,548.10	-2.39% €	EUROCONSULTANTS S.A. (CR)	620,908	-2.77% €
OTE (CR)	5,691.29	-0.62% €	PPC (CR)	593,508	-3.25% €
TERNA ENERGY (CR)	5,346.37	-0.60% €	MYTILINEOS (CR)	524,846	-0.17% €
ATHENS INTL AIRPORT (CR)	5,226.77	-0.56% €	CENTRIC HOLDINGS (CR)	426,285	-4.67% €

Note: Stocks that are not included in the "Under Supervision" category, and the transactions value is more than 10,000 €.

Derivatives Summary

	Number of Trades	Volume	Open Interest
Index Futures	258	849	7,020
FTSE/Athex Banks	4	8	1,191
FTSE/Athex Large Cap	254	841	5,779
MSCI GREECE REBASED	0	0	50
Stock Futures	2,153	25,264	470,497
ADMIE (IPTO) HOLDING S.A. (CR)	35	484	26,911
AEGEAN AIRLINES (CR)	19	73	5,420
ALPHA SERVICES HOLD (CR)	302	10,071	176,591
ATHENS INTL AIRPORT (CR)	6	19	862
AUTOHELLAS SA (CR)	0	0	221
AVAX S.A. (CR)	6	16	785
CC HBC AG (CR)	2	10	106
CENERGY HOLDINGS (CB)	32	136	4,739
ELLAKTOR (CR)	77	300	5,333
ELVALHALCOR (CR)	26	244	4,043
EUROBANK HOLDINGS (CR)	115	3,548	32,697
EYDAP S.A. (CR)	13	42	4,352
FOURLIS (CR)	4	20	1,042
GEK TERNA (CR)	34	153	16,212
HELLENIC EXCHANGES-A.S.E. (CR)	89	622	8,567
HELLENIQ ENERGY (CR)	16	97	5,586
INTRACOM HOLDINGS (CR)	93	524	7,798
INTRAKAT (CR)	9	27	2,191
JUMBO SA (CR)	14	245	408
LAMDA DEVELOPMENT SA (CR)	46	221	6,722
MIG (CR)	3	15	103
MOTOR OIL (CR)	6	26	439
MYTILINEOS (CR)	171	743	6,288
NATIONAL BANK (CR)	114	1,169	13,510
OPAP (CR)	8	39	911
OPTIMA BANK (CR)	0	0	98
OTE (CR)	129	866	6,110
P.P.A. S.A. (CR)	3	8	131
PIRAEUS FINANCIAL HOLD (CR)	194	2,379	66,076
PPC (CR)	263	1,227	29,767
QUEST HOLDINGS (CR)	11	33	186
TERNA ENERGY (CR)	238	1,416	29,795
TITAN CEMENT (CB)	3	11	164
VIOHALCO SA/NV (CB)	72	480	6,333
Index Options	28	301	903
FTSE/Athex Large Cap	28	301	903
Stock Options	0	0	718
ALPHA SERVICES HOLD (CR)	0	0	0
NATIONAL BANK (CR)	0	0	354
OPAP (CR)	0	0	95
OTE (CR)	0	0	90
PIRAEUS FINANCIAL HOLD (CR)	0	0	30
PPC (CR)	0	0	149
Total Derivatives Traded	2,439	26,414	479,138

Number of Outstanding Securities	Nominal Value	Dividends [1]			Date of Last Coupon		Note	Shares	Closing price	% change	Previous closing price/date	Open price	Price min	Price max	Last price	Avg price	Last Bid [7]	Last Ask [7]	P/E after tax	Year	Volume	Trades	Transactions Value[8]	Company Mkt Value (thou. €)	Year low	Year high	Sector[4]	
2021	2022	2023	Dividend [2]	Right																								
11,869,224	0.540	0.136	0.15	---	03/07/2023	30/08/2019	---	FLEXOPACK SA (CR)	7.95	---	7.95	11/04/2024	---	---	---	---	40@7.95	750@8.20	---	---	---	---	---	94,360.33	7.55	8.65	50203030	
468,700	---	3.42	4.06	---	22/12/2023	21/05/2004	---	MERMEREN KOMB. A.D. PR. (GDR)	47	---	47	11/04/2024	---	---	---	---	30@43.00	10@46.40	---	2022	---	---	---	22,028.90	42.2	49.6	55102000	
57,434,884	1.17	---	---	---	05/06/2008	12/06/2009	---	REDS S.A. (CR)	2.5	-6.72	€ 2.68	11/04/2024	2.6	2.46	2.6	2.58	2,508	50@2.46	280@2.58	---	---	1,075	9	2,696.20	143,587.21	2.25	2.7	35101010
205,177,538	0.500	0.02	0.03	---	23/06/2023	28/12/2023	---	TRASTOR REAL EST. INV. CO.(CR)	1.13	-4.24	€ 1.18	11/04/2024	1.15	1.13	1.16	1.13	1,147	209@1.13	874@1.16	---	---	7,424	20	8,516.65	231,850.62	1.1	1.42	35102000
15,300,000	0.300	---	---	---	30/07/2009	13/12/1999	---	ATTICA PUBLICATIONS SA (CR)	0.378	---	0.378	11/04/2024	---	---	---	---	---	500@0.350	---	---	---	---	---	---	5,783.40	0.292	0.414	40301030
15,000,000	0.300	---	---	---	06/07/2007	18/07/2000	---	DAIOS PLASTICS SA (CR)	3.58	---	3.58	11/04/2024	---	---	---	---	---	150@3.32	250@3.80	---	---	---	---	---	53,700.00	3.18	4.18	50203015
3,307,500	0.210	---	0.4	---	13/10/2023	30/11/2022	---	ELVE SA (CR)	5.15	---	5.15	11/04/2024	5.2	5.2	5.2	5.2	5.2	50@4.92	231@5.25	---	2022	1	1	5.20	17,033.63	4.7	5.45	40204020
86,735,980	0.310	---	---	---	06/07/2009	07/09/2023	---	ATHENS MEDICAL CENTER SA (CR)	1.63	-3.26	€ 1.685	11/04/2024	1.66	1.625	1.685	1.63	1,648	304@1.63	95@1.65	---	---	14,102	68	23,236.36	141,379.65	1.625	2.03	20101025
2,760,000	11.83	11	11.8	---	14/06/2023	16/07/1990	---	KARELIA (CR)	340	-0.58	€ 342	11/04/2024	344	340	344	340	340,755	26@330.00	2@340.00	---	---	53	6	18,060.00	938,400.00	330	350	45103010
6,700,000	0.800	0.047	0.047	---	23/08/2023	29/05/2014	---	MILLS KEPENOS (CR)	1.92	---	1.92	11/04/2024	1.92	1.92	1.92	1.92	1.92	29@1.92	5@2.06	---	2022	21	1	40.32	12,864.00	1.82	2.26	45102020
18,017,472	0.360	---	---	---	09/09/2022	28/08/2017	---	KTIMA KOSTAS LAZARIDIS SA (CR)	1.8	---	1.8	11/04/2024	---	---	---	---	---	100@1.71	50@1.79	---	---	---	---	---	32,431.45	1.65	1.88	45101015
21,364,000	1.12	---	0.4	---	21/08/2023	08/03/2023	---	LAMPASA HOTEL SA (CR)	32.8	---	32.8	11/04/2024	33.4	33.4	33.4	33.4	33.4	50@32.00	136@33.40	---	---	1	1	33.40	700,739.20	28.4	33.6	40501025
32,188,050	1.04	---	---	---	21/07/2008	20/01/2000	---	MOUZAKIS (CR)	0.75	---	0.75	11/04/2024	0.74	0.72	0.75	0.75	0,731	80@0.740	260@0.815	---	---	845	6	617.35	24,141.04	0.67	0.92	55101020
6,340,000	0.600	0.17	0.1	0.2	11/12/2023	11/01/2024	---	NAKAS MUSIC	2.74	---	2.74	11/04/2024	2.74	2.74	2.76	2.74	2,749	500@2.54	10@2.82	---	---	1,075	7	2,955.50	17,371.60	2.54	3.16	40401030
27,379,200	0.980	---	0.45	---	01/08/2023	29/08/2022	---	CRETE PLASTICS SA (CR)	15.4	---	15.4	11/04/2024	15	15	15	15	15	26@15.00	280@15.50	---	---	40	1	600.00	421,639.68	14.4	16.4	50203015
255,494,534	2.71	0.279	0.255	0.11	11/12/2023	30/09/2021	---	PRODEA (CR)	7.35	---	7.35	11/04/2024	---	---	---	---	---	223@7.15	50@7.75	---	---	---	---	---	1,877,884.82	7	7.95	35102000
4,181,450	0.500	---	---	---	21/08/2000	05/03/2002	---	FLOUR MILLS SARANTOPOULOS SA	1.07	---	1.07	11/04/2024	---	---	---	---	---	500@0.975	1000@1.17	---	---	---	---	---	4,474.15	0.965	1.12	45102020

Exchange Traded Funds (ETFs)

934,675	---	---	---	---	15/06/2016	---	---	ALPHA ETF FTSE Athex Large Cap	34.17	-1.40	€ 34.655	11/04/2024	34.6	34.17	34.85	34.17	34.73	500@34.05	5@34.30	---	---	6,690	25	232,346.74	---	31.58	38	12003
---------	-----	-----	-----	-----	------------	-----	-----	--------------------------------	-------	-------	----------	------------	------	-------	-------	-------	-------	-----------	---------	-----	-----	-------	----	------------	-----	-------	----	-------

Surveillance

89,078,604	0.040	---	---	---	07/07/2010	16/01/2024	5160	FRIGOGLASS SA (CR)	0.296	-2.63	€ 0.304	11/04/2024	0.3	0.296	0.3	0.296	0.297	1750@0.292	7000@0.300	---	---	26,207	25	7,774.47	26,367.27	0.256	0.44	50204000	
65,326,268	0.530	---	---	---	04/07/2007	19/07/2006	4750	SATO SA (CR)	0.047	---	0.047	11/04/2024	---	---	---	---	---	---	20000@0.045	---	---	---	---	---	---	3,070.33	0.027	0.067	40202015
13,191,620	0.620	---	---	---	04/08/2010	09/09/2002	5232	YALCO - CONSTANTINOU (CR)	0.18	---	0.18	11/04/2024	---	---	---	---	---	---	1500@0.185	---	---	---	---	---	---	2,374.49	0.178	0.208	40202020
17,579,754	4.16	---	---	---	18/08/2006	02/08/2010	---	BIOTER SA (CR)	0.274	-1.44	€ 0.278	11/04/2024	0.274	0.274	0.274	0.274	0.274	506@0.274	4650@0.292	---	---	11,494	7	3,149.36	4,816.85	0.2	0.436	50101010	
54,654,600	0.050	---	---	---	01/07/1998	30/12/2022	5275	VIS SA (CR)	0.216	---	0.216	11/04/2024	0.195	0.195	0.195	0.195	0.195	---	1800@0.216	---	2023	1,200	2	234.00	11,805.39	0.195	0.288	50203030	
51,754,364	0.300	---	---	---	23/12/2003	24/01/2007	5197	SELECTED TEXT. IND. ASSOC (CR)	0.13	---	0.13	11/04/2024	0.13	0.13	0.13	0.13	0.1329669@0.130	400@0.139	---	---	---	---	40,331	14	5,243.03	6,728.07	0.108	0.155	55101020
15,842,391	1.51	---	---	---	15/07/2009	12/05/2000	5141	BITROS HOLDING SA (CR)	0.545	-9.92	€ 0.605	11/04/2024	0.6	0.545	0.6	0.545	0.553	---	200@0.545	---	---	3,250	5	1,798.75	8,634.10	0.46	0.755	55102010	
24,319,250	0.300	---	---	---	09/07/2002	04/07/2007	5165	PROODEFTHIK SA (CR)	0.32	7.38	€ 0.298	11/04/2024	0.294	0.294	0.32	0.32	0.304	3100@0.294	1364@0.320	---	---	5,400	5	1,639.60	7,782.16	0.292	0.4	50101010	
28,438,268	0.070	---	---	---	21/08/2006	24/11/1999	5253	SPIROY AGRICULTURE SA (CR)	0.206	---	0.206	11/04/2024	0.2	0.2	0.2	0.2	0.2	3980@0.200	10000@0.206	---	---	100	1	20.00	5,858.28	0.175	0.252	45102010	
1,011,000	1.00	---	---	---	01/07/2004	11/12/2012	5193	TRIA ALFA SA (CR)	7.5	---	7.5	11/04/2024	6.75	6.75	6.75	6.75	6.75	30@6.75	100@7.45	---	2022	85	2	573.75	7,582.50	6.65	8.95	55101020	

Suspension Status

12,417,000	0.310	---	---	---	27/08/2019	28/08/2017	5233	MLS MULTIMEDIA SA (CR)	0.57	---	0.57	12/05/2020	---	---	---	---	---	---	---	---	---	---	---	---	---	7,077.69	0.57	0.57	10101015	
6,330,002	0.300	---	---	---	25/06/2002	15/03/2019	5278	VARVARESSOS (CR)	0.24	---	0.24	02/05/2023	---	---	---	---	---	---	---	---	---	---	---	---	---	---	1,519.20	0.24	0.24	55101020
3,961,300	1.28	---	---	---	29/06/2004	03/08/2000	5248	DUROS SA (CR)	0.25	---	0.25	24/04/2023	---	---	---	---	---	---	---	---	---	---	---	---	---	---	990.33	0.25	0.25	40204020
7,125,216	0.650	---	---	---	01/07/2005	14/12/1999	4955	KRE.KA SA (CR)	0.28	---	0.28	06/04/2023	---	---	---	---	---	---	---	---	---	---	---	---	---	---	1,995.06	0.28	0.28	45102010
7,734,375	1.00	---	---	---	09/07/2007	07/01/2011	5277	LIVANIS SA (CR)	0.125	---	0.125	28/04/2023	---	---	---	---	---	---	---	---	---	---	---	---	---	---	966.80	0.125	0.125	40301030

Shares' Notes

Code	Note text
()	- Adjusted dividends.
*	- Last adjusted closing price.
[1]	- Net dividends.
[2]	- The "Date of Last Coupon" for New listings refers to the date company's stocks started to trade in Athex
[3]	- The Company Market Value is referred to the number of outstanding shares
[4]	- Sectors codification can be found in Appendix A
[5]	- The Market Value refers to the total number of shares listed (including their several classes) in the exchange by the company.
[6]	- P/E greater than 100
[7]	- Last view of the Order Book before the end of the trading session
[8]	- All Blocks Methods' Transactions Value are included.
4750	- Transfer to the Under Surveillance Category from 8/4/2011.
4955	- Transfer to the Surveillance Category as from 5/4/2013.
5093	- Transfer to the Surveillance Category as of 8/4/2015.
5141	- Transfer to the Surveillance Category as of 10/05/2017.
5160	- Transfer to the Surveillance Category as of 15/04/2016.
5165	- Transfer to the Surveillance Category as of 15/02/2018.
5193	- Transfer to the Surveillance Category as of 25/10/2018.
5197	- Transfer to the Surveillance Category as of 07/11/2018.
5232	- Transfer to the Under Surveillance Category from 08/04/2011.
5233	- Suspension of trading as of 13/05/2020.
5248	- Transfer to the Surveillance Category as of 06/09/20116.
5253	- Transfer to the Surveillance Category as of 14/5/2021.
5275	- Transfer to the Surveillance Category as of 09/07/2020.
5277	- Suspension of trading as of 02/05/2023.
5278	- Suspension of trading as of 03/05/2023.

Securities Blocks Details

Securities	Block Volume	Price	Block Trade Value	Time of approval	Note
JUMBO SA (CR)	11,500	26.28	302,220.00	10:30:53	20
MYTILINEOS (CR)	50,000	36.48	1,824,000.00	10:31:33	20
MYTILINEOS (CR)	25,000	36.36	909,000.00	10:34:54	20
MYTILINEOS (CR)	100,000	36.36	3,636,000.00	10:42:36	20
GR. SARANTIS S.A. (CR)	15,548	11.20	174,137.60	10:51:38	20
MYTILINEOS (CR)	20,000	36.36	727,200.00	11:28:52	20
MYTILINEOS (CR)	30,000	36.36	1,090,800.00	11:29:27	20
NATIONAL BANK (CR)	100,000	7.45	745,400.00	12:29:30	20
PIRAEUS FINANCIAL HOLD (CR)	142,765	3.90	556,783.50	14:36:02	20
PIRAEUS FINANCIAL HOLD (CR)	150,000	3.90	585,000.00	14:40:16	20
JUMBO SA (CR)	26,493	26.11	691,732.23	14:49:32	20
PIRAEUS FINANCIAL HOLD (CR)	131,781	3.90	513,945.90	14:51:57	20
TITAN CEMENT (CB)	40,000	26.25	1,050,000.00	14:56:57	20
GR. SARANTIS S.A. (CR)	60,000	11.14	668,400.00	15:17:31	20
TITAN CEMENT (CB)	30,000	26.25	787,500.00	15:19:05	20
ATHENS INTL AIRPORT (CR)	109,513	8.25	903,482.25	15:44:00	20
NATIONAL BANK (CR)	98,355	7.40	727,827.00	15:55:31	20
JUMBO SA (CR)	104,215	26.01	2,710,632.15	16:07:21	20
NATIONAL BANK (CR)	70,000	7.45	521,780.00	16:46:46	20
PIRAEUS FINANCIAL HOLD (CR)	230,000	3.81	877,220.00	16:47:28	20
PIRAEUS FINANCIAL HOLD (CR)	217,016	3.89	844,843.29	16:58:26	20
TITAN CEMENT (CB)	25,123	26.20	658,222.60	16:59:15	20
ATHENS INTL AIRPORT (CR)	200,000	8.25	1,650,000.00	17:01:50	20
NATIONAL BANK (CR)	500,000	7.37	3,687,000.00	17:10:59	20
NATIONAL BANK (CR)	108,740	7.37	801,848.76	17:11:59	20

Blocks Notes

9 - Method 6-1 / Special Fees

10 - Method 6-1 / Special Fees, SDS

14 - Method 6-3 / Settlement, Incomplete Buy and Sell

18 - Method 6-2 / SPOT 1

19 - Method 6-2 / SPOT 2

20 - Method 6-1 and Method 6-1 Same Day Settlement

21 - Other Pre-agreed

Shares Rights Details

Occurred date	Exercise from	Exercise until	Trading until	Rights	Price min	Price max	Closing price	Last Bid	Last Ask	Volume	Trades	Transactions Value
02/04/2024	05/04/2024	22/04/2024	17/04/2024	INTERWOOD-XYLEMPORIA A.T.E.N.E.	0.003	0.005	0.004	---	---	156,523	28	584.64
02/04/2024	05/04/2024	18/04/2024	15/04/2024	INTERWOOD-XYLEMPORIA A.T.E.N.E.(---	---	---	---	---	---	---	---

Forced Sales Details

Securities	Category of Security	Transactions Volume	Number of Trades	Transactions Value	Note
No Forced Transactions.					

Forced Sales Notes

- 1 - Compulsory Public Forced Sales
- 2 - Forced Sales of Fixed Registered Shares
- 3 - Forced Sales of Remaining Fractional Shares

Exchange Traded Funds (ETFs) Characteristics

	Transactions Date (T)	Creation / Redemption	Units (T-1)	New Units (T-1)	Redemption Units (T-1)	Units (T) [1]	Fund Assets [2]	Net Unit Price	Dividend per Unit	Dividend Date
ALPHA ETF FTSE Athex Large Cap	12/04/2024	5,000	934,675	---	---	934,675	32,358,960.00	34.6205	0.62	03/07/2023

ETFs Notes

[1] - Units (T) = Units (T-1) + New Units (T-1) - Redemption Units (T-1)

[2] - The Creation / Redemption Units of T-1 are included.

Non Convertible Corporate Bonds - Regulated Market

Num Listed Bonds	Nominal price	Issue price	Today's Rate	Exp. Date	Duration (years)	Note	Coupon		Trading Unit	Corporate Bonds	Accrued Int.	Yield.T.Mat	Price min	Price max	Closing price	Previous closing price/date	Volume	Transactions Value	Last order		ear min	Year max		
							Common	Preferred											Price	Buy / Sell			Date	
130,000	1,000.00	1,000.00	6.00	27/02/2029	5	---	1	---	1	INTRALOT S.A. (Non Convertible)	8.1667	5.7240	100.9000	101.3500	100.9000	101.3500	11/04/2024	39,000	39,755.10	100.5000	B	12/04/2024	99.6000	101.9000
320,000	1,000.00	1,000.00	3.40	21/07/2027	7	---	8	---	1	LAMDA DEVELOPMENT S.A. (Non Convertible)	8.0278	4.3890	95.5000	95.5000	95.5000	95.2620	11/04/2024	4,000	3,852.11	94.6100	B	12/04/2024	92.0000	97.1500
200,000	1,000.00	1,000.00	2.10	27/10/2027	7	---	7	---	1	O.P.A.P. S.A. (Non Convertible)	10.0333	3.6970	94.0000	95.0000	94.0714	94.2040	11/04/2024	299,000	284,244.97	93.5100	B	12/04/2024	90.5800	95.0000
200,000	1,000.00	1,000.00	1.90	23/03/2028	7	---	7	---	1	MOTOR OIL CORINTH REFINERIES SA (Non Convertible)	1.1083	3.9960	91.9550	92.1800	91.9550	92.1800	11/04/2024	23,000	21,186.39	91.9550	B	12/04/2024	90.5000	92.7000
100,000	1,000.00	1,000.00	2.95	11/02/2027	5	---	5	---	1	SAFE BULKERS PARTICIPATIONS PLC (Non Convertible)	5.2444	3.9710	96.7000	96.7000	96.7000	96.7980	10/04/2024	1,000	972.24	95.0000	B	12/04/2024	93.3364	97.0000
230,000	1,000.00	1,000.00	4.70	12/07/2029	7	---	4	---	1	LAMDA DEVELOPMENT S.A. (Non convertible)	12.4028	4.3380	99.6000	99.9999	99.9989	99.9000	11/04/2024	52,000	52,536.28	99.6000	B	12/04/2024	98.3500	101.2000
100,000	1,000.00	1,000.00	4.40	26/07/2029	7	---	4	---	1	CPLP SHIPPING HOLDINGS PLC (Non Convertible)	9.9000	4.4080	97.3000	98.4999	98.4999	98.5260	11/04/2024	25,000	24,664.61	97.1012	B	12/04/2024	95.0948	100.2438
199,375	1,000.00	1,000.00	3.60	12/03/2026	7	---	11	---	1	AEGEAN AIRLINES S.A. (Non Convertible)	3.5000	3.9480	98.0500	98.0500	98.0500	98.1000	11/04/2024	10,000	9,840.00	98.0000	B	12/04/2024	96.7110	99.3000
150,000	1,000.00	1,000.00	2.60	22/10/2026	7	---	9	---	1	TERNA ENERGY FINANCE S.A. (Non Convertible)	12.7111	4.7080	93.9001	93.9200	93.9074	93.9160	11/04/2024	30,000	28,553.55	93.9600	B	12/04/2024	92.8293	95.7989
500,000	1,000.00	1,000.00	2.75	03/07/2027	7	---	8	---	1	GEK TERNA S.A. (Non Convertible)	7.9444	4.9300	92.3999	92.4000	92.3999	92.3230	11/04/2024	15,000	13,979.15	92.2001	B	12/04/2024	91.6000	94.0000
200,000	1,000.00	1,000.00	4.25	23/01/2029	5	---	1	---	1	AUTOHELLAS S.A. (Non Convertible)	9.9167	4.1980	100.0000	100.0615	100.0500	100.0620	11/04/2024	13,000	13,131.03	100.0500	B	12/04/2024	97.5000	101.0000
175,000	1,000.00	1,000.00	3.40	26/07/2024	5	---	10	---	1	ATTICA HOLDINGS S.A. (Non Convertible)	7.6500	4.5650	99.4001	99.5000	99.4511	99.4000	11/04/2024	47,000	47,101.57	99.4000	B	12/04/2024	98.5000	99.5000
100,000	1,000.00	1,000.00	2.70	25/05/2026	5	---	6	---	1	COSTAMARE PARTICIPATIONS PLC (Non Convertible)	10.5750	4.7070	---	---	---	95.3610	11/04/2024	---	---	95.0000	B	12/04/2024	94.2567	97.0000
300,000	1,000.00	1,000.00	2.30	20/07/2028	7	---	6	---	1	PRODEA REIC S.A.(Non Convertible)	5.4306	4.7090	90.2500	90.4000	90.2500	90.0070	11/04/2024	12,000	10,910.17	90.0000	B	12/04/2024	86.1234	92.3500
150,000	1,000.00	1,000.00	2.65	22/10/2026	5	---	5	---	1	CPLP SHIPPING HOLDINGS PLC (Non Convertible)	12.9556	5.1340	93.6000	93.6000	93.6000	93.5660	11/04/2024	3,000	2,846.87	93.8200	B	12/04/2024	93.0000	95.0000
250,000	1,000.00	1,000.00	2.45	16/11/2028	7	---	5	---	1	ELVALHALCOR S.A. (Non Convertible)	10.3444	4.2120	92.0000	92.1500	92.1500	92.1000	11/04/2024	45,000	41,909.50	92.1000	B	12/04/2024	88.4206	93.3000
120,000	1,000.00	1,000.00	2.65	06/12/2028	7	---	5	---	1	NOVAL PROPERTY REIC (Non Convertible)	9.7167	4.3940	92.0000	92.5999	92.1000	92.0260	11/04/2024	15,000	13,958.75	92.0000	B	12/04/2024	88.5000	93.1999
300,000	1,000.00	1,000.00	2.30	14/12/2028	7	---	5	---	1	GEK TERNA S.A. (Non Convertible)	7.9222	5.1420	88.1000	88.1000	88.1000	88.6030	11/04/2024	4,000	3,555.69	88.6000	B	12/04/2024	85.0000	90.9000

Corporate Bonds Notes

Transactions Volume = (Pieces) * (Nominal Price). Transactions Value = (Pieces) * (Nominal Price) * (price %) + (Accrued interest).

The price of a Bond is stated as a percentage (%) of Bond's Nominal Price.

Nominal Price in Euros (€), except if it is noted differently.

Non Convertible Corporate Bonds - Regulated Market

Num Listed Bonds	Nominal price	Issue price	Today's Rate	Exp. Date	Duration (years)	Note	Coupon		Trading Unit	Corporate Bonds	Accrued Int.	Yield.T.Mat	Price min	Price max	Closing price	Previous closing price/date	Volume	Transactions Value	Last order		ear min	Year max		
							Common	Preffered											Price	Buy / Sell			Date	
100,000	1,000.00	1,000.00	2.80	25/01/2027	5	---	5	---	1	PREMIA S.A. (Non Convertible)	6.3778	5.3050	---	---	---	93.0200	11/04/2024	---	---	93.0501	B	12/04/2024	90.9974	97.8048
500,000	1,000.00	1,000.00	4.00	10/07/2030	7	---	2	---	1	MYTILINEOS S.A. (Non Convertible)	10.7778	4.0820	98.6000	99.0770	98.9532	98.9240	11/04/2024	315,000	315,159.25	98.9000	B	12/04/2024	98.3001	100.6000
120,000	1,000.00	1,000.00	3.95	04/04/2025	7	---	13	---	1	GEK TERNA S.A. (Non Convertible)	1.3167	3.7720	99.3000	99.3000	99.3000	99.3000	11/04/2024	25,000	24,857.92	99.0000	B	12/04/2024	98.6000	99.8000
100,000	1,000.00	1,000.00	5.50	15/12/2028	5	---	1	---	1	IDEAL HOLDINGS S.A. (Non Convertible)	18.7917	4.7750	102.2000	103.0000	102.4700	103.4280	11/04/2024	6,000	6,260.95	102.5000	B	12/04/2024	100.6502	103.9490

Corporate Bonds Notes

Transactions Volume = (Pieces) * (Nominal Price). Transactions Value = (Pieces) * (Nominal Price) * (price %) + (Accrued interest).

The price of a Bond is stated as a percentage (%) of Bond's Nominal Price.

Nominal Price in Euros (€), except if it is noted differently.

Government Bonds

Number Listed Bonds	Nominal price	Today's Rate	Accrued Interest Calc	Exp. Date [1]	Duration (years)	Note	Coupons Date	Curr. coupon value	Trading Unit	Government Bonds	Price min	Price max	Closing price	Previous closing price/date	Volume	Transactions Value	Price	Last order Buy / Sell	Date
4,500,000	1,000.00	1.88	Actual/Actual	04/02/2035	15	---	04/02	1.88	1	GGB-FXD-040235-15Y-1.875-1.000	---	---	---	---	---	---	---	---	---
6,000,000	1,000.00	0.75	Actual/Actual	18/06/2031	10	---	18/06	0.75	1	GGB-FXD-180631-10Y-0.750-1.000	---	---	---	---	---	---	---	---	---
3,600,000	1,000.00	3.88	Actual/Actual	15/06/2028	5	---	15/06	3.88	1	GGB-FXD-150628-05Y-3.875-1.000	---	---	---	---	---	---	---	---	---
5,962,747,327	1.00	3.75	Actual/Actual	30/01/2028	10	---	/02 - 01/02 - 31/	3.75	1	GGB-FXD-300128-10Y-3.750-1.000	---	---	---	85.4610 13/07/2018	---	---	1.0000	B	28/11/2018
7,067,309,386	1.00	3.90	Actual/Actual	30/01/2033	15	---	/02 - 01/02 - 31/	3.90	1	GGB-FXD-300133-15Y-3.900-1.000	---	---	---	78.6730 13/07/2018	---	---	1.0000	B	28/11/2018
5,622,848,349	1.00	4.00	Actual/Actual	30/01/2037	19	---	/02 - 01/02 - 31/	4.00	1	GGB-FXD-300137-19Y-4.000-1.000	---	---	---	77.0370 13/07/2018	---	---	1.0000	B	28/11/2018
5,476,770,669	1.00	4.20	Actual/Actual	30/01/2042	24	---	/02 - 01/02 - 31/	4.20	1	GGB-FXD-300142-24Y-4.200-1.000	---	---	---	77.7640 13/07/2018	---	---	1.0000	B	28/11/2018
4,000,000	1,000.00	3.38	Actual/Actual	15/06/2034	10	---	15/06	3.38	1	GGB-FXD-150634-10Y-3.375-1.000	---	---	---	---	---	---	---	---	---
40,248,141	1.00	4.30	Actual/Actual	24/02/2025	13	---	24/02	4.30	1	GGB-FXD-240225-13Y-2.000-1.000	---	---	---	10.0000 22/06/2015	---	---	---	---	---
59,586,043	1.00	4.30	Actual/Actual	24/02/2026	14	---	24/02	4.30	1	GGB-FXD-240226-14Y-2.000-1.000	---	---	---	10.0000 22/06/2015	---	---	---	---	---
41,118,344	1.00	4.30	Actual/Actual	24/02/2027	15	---	24/02	4.30	1	GGB-FXD-240227-15Y-2.000-1.000	---	---	---	10.0000 22/06/2015	---	---	---	---	---
45,137,734	1.00	4.30	Actual/Actual	24/02/2028	16	---	24/02	4.30	1	GGB-FXD-240228-16Y-2.000-1.000	---	---	---	10.0000 22/06/2015	---	---	---	---	---
61,768,888	1.00	4.30	Actual/Actual	24/02/2029	17	---	24/02	4.30	1	GGB-FXD-240229-17Y-2.000-1.000	---	---	---	10.0000 22/06/2015	---	---	---	---	---
54,567,744	1.00	4.30	Actual/Actual	24/02/2030	18	---	24/02	4.30	1	GGB-FXD-240230-18Y-2.000-1.000	---	---	---	10.0000 22/06/2015	---	---	---	---	---
37,541,515	1.00	4.30	Actual/Actual	24/02/2031	19	---	24/02	4.30	1	GGB-FXD-240231-19Y-2.000-1.000	---	---	---	10.0000 22/06/2015	---	---	---	---	---
37,558,317	1.00	4.30	Actual/Actual	24/02/2032	20	---	24/02	4.30	1	GGB-FXD-240232-20Y-2.000-1.000	---	---	---	10.0000 22/06/2015	---	---	---	---	---
37,473,732	1.00	4.30	Actual/Actual	24/02/2033	21	---	24/02	4.30	1	GGB-FXD-240233-21Y-2.000-1.000	---	---	---	10.0000 22/06/2015	---	---	---	---	---
33,888,293	1.00	4.30	Actual/Actual	24/02/2034	22	---	24/02	4.30	1	GGB-FXD-240234-22Y-2.000-1.000	---	---	---	10.0000 22/06/2015	---	---	---	---	---
35,177,800	1.00	4.30	Actual/Actual	24/02/2035	23	---	24/02	4.30	1	GGB-FXD-240235-23Y-2.000-1.000	---	---	---	10.0000 22/06/2015	---	---	---	---	---
35,547,268	1.00	4.30	Actual/Actual	24/02/2036	24	---	24/02	4.30	1	GGB-FXD-240236-24Y-2.000-1.000	---	---	---	10.0000 22/06/2015	---	---	---	---	---
40,246,306	1.00	4.30	Actual/Actual	24/02/2037	25	---	24/02	4.30	1	GGB-FXD-240237-25Y-2.000-1.000	---	---	---	10.0000 22/06/2015	---	---	---	---	---
37,643,952	1.00	4.30	Actual/Actual	24/02/2038	26	---	24/02	4.30	1	GGB-FXD-240238-26Y-2.000-1.000	---	---	---	10.0000 22/06/2015	---	---	---	---	---
36,977,100	1.00	4.30	Actual/Actual	24/02/2039	27	---	24/02	4.30	1	GGB-FXD-240239-27Y-2.000-1.000	---	---	---	10.0000 22/06/2015	---	---	---	---	---
41,615,000	1.00	4.30	Actual/Actual	24/02/2040	28	---	24/02	4.30	1	GGB-FXD-240240-28Y-2.000-1.000	---	---	---	10.0000 22/06/2015	---	---	---	---	---
42,227,208	1.00	4.30	Actual/Actual	24/02/2041	29	---	24/02	4.30	1	GGB-FXD-240241-29Y-2.000-1.000	---	---	---	10.0000 22/06/2015	---	---	---	---	---
68,288,487	1.00	4.30	Actual/Actual	24/02/2042	30	---	24/02	4.30	1	GGB-FXD-240242-30Y-2.000-1.000	---	---	---	10.0000 22/06/2015	---	---	---	---	---
4,000,000	1,000.00	3.88	Actual/Actual	12/03/2029	10	---	12/03	3.88	1	GGB-FXD-120329-10Y-3.875-1.000	---	---	---	---	---	---	100.0000	B	15/10/2019
4,500,000	1,000.00	0.00	Actual/Actual	12/02/2026	5	---	12/02	0.00	1	GGB-FXD-120226-05Y-0.000-1.000	---	---	---	---	---	---	---	---	---
2,209,163	1,000.00	3.38	Actual/Actual	15/02/2025	7	---	15/02	3.38	1	GGB-FXD-150225-07Y-3.375-1.000	---	---	---	---	---	---	---	---	---
964,000	1,000.00	3.25	Actual/Actual	20/03/2025	6	---	20/03	3.25	1	GGB-FXD-200325-06Y-3.250-1.000	---	---	---	---	---	---	---	---	---
2,100,000	1,000.00	3.55	Actual/Actual	20/03/2026	7	---	20/03	3.55	1	GGB-FXD-200326-07Y-3.550-1.000	---	---	---	---	---	---	---	---	---
5,500,000	1,000.00	1.50	Actual/Actual	18/06/2030	10	---	18/06	1.50	1	GGB-FXD-180630-10Y-1.500-1.000	---	---	---	---	---	---	---	---	---
3,500,000	1,000.00	4.38	Actual/Actual	18/07/2038	15	---	18/07	4.38	1	GGB-FXD-180738-15Y-4.375-1.000	---	---	---	---	---	---	---	---	---
40,000	1,000.00	4.67	FLR Actual/360	18/09/2024	1	---	18/09 - 19/03	---	1	GGB-FLT-180924-01Y-4.670-1.000	---	---	---	---	---	---	---	---	---

Government Bonds Notes

Transactions Volume = (Pieces) * (Nominal Price). Transactions Value = (Pieces) * (Nominal Price) * (price %) + (Accrued interest).

The Value of current coupon for the issues with NV 0.01 euro refers to NV 100 euros

FLR: Floating Interest Rate.

[1] - The Expiration Date of the interest bearing period and the Date for coupon payment.

Government Bonds

Number Listed Bonds	Nominal price	Today's Rate	Accrued Interest Calc	Exp. Date [1]	Duration (years)	Note	Coupons Date	Curr. coupon value	Trading Unit	Government Bonds	Price min	Price max	Closing price	Previous closing price/date	Volume	Transactions Value	Price	Last order Buy / Sell	Date
5,364,250	1,000.00	3.25	Actual/Actual	20/03/2050	30	---	20/03	3.25	1	GGB-FXD-200350-30Y-3.250-1.000	---	---	---	---	---	---	---	---	---
3,924,361	1,000.00	2.00	Actual/Actual	22/04/2027	7	---	22/04	2.00	1	GGB-FXD-220427-07Y-2.000-1.000	---	---	---	---	---	---	99.9000	B	22/04/2020
2,500,000	1,000.00	1.88	Actual/Actual	23/07/2026	7	---	23/07	1.88	1	GGB-FXD-230726-07Y-1.875-1.000	---	---	---	---	---	---	---	---	---
4,900,000	1,000.00	4.25	Actual/Actual	15/06/2033	10	---	15/06	4.25	1	GGB-FXD-150633-10Y-4.250-1.000	---	---	---	---	---	---	---	---	---
3,500,000	1,000.00	1.88	Actual/Actual	24/01/2052	30	---	24/01	1.88	1	GGB-FXD-240152-30Y-1.875-1.000	---	---	---	---	---	---	---	---	---
3,700,000	1,000.00	1.75	Actual/Actual	18/06/2032	10	---	18/06	1.75	1	GGB-FXD-180632-10Y-1.750-1.000	---	---	---	---	---	---	---	---	---
2,200,000	1,000.00	1.13	FLR Actual/360	15/12/2027	5	---	- 15/12 - 15/03 -	---	1	GGB-FLT-151227-05Y-1.130-1.000	---	---	---	---	---	---	102.1600	B	30/12/2022

Government Bonds Notes

Transactions Volume = (Pieces) * (Nominal Price). Transactions Value = (Pieces) * (Nominal Price) * (price %) + (Accrued interest).

The Value of current coupon for the issues with NV 0.01 euro refers to NV 100 euros

FLR: Floating Interest Rate.

[1] - The Expiration Date of the interest bearing period and the Date for coupon payment.

Treasury Bills & Zero Coupon Government Bonds

Issue Date	13-Week Maturity									26-Week Maturity									52-Week Maturity								
	Exp. Date	Initial Rate	Num Listed Bonds	Nominal price	Issue price	Last Trade Price	Last Trade Date	Volume Traded	Note	Exp. Date	Initial Rate	Num Listed Bonds	Nominal price	Issue price	Last Trade Price	Last Trade Date	Volume Traded	Note	Exp. Date	Initial Rate	Num Listed Bonds	Nominal price	Issue price	Last Trade Price	Last Trade Date	Volume Traded	Note
09/06/2023	---	---	---	---	---	---	---	---	---	---	---	---	---	---	---	---	---	---	07/06/2024	3.84	1,600,000	1,000.00	962.60	---	---	---	---
08/09/2023	---	---	---	---	---	---	---	---	---	---	---	---	---	---	---	---	---	---	06/09/2024	3.81	812,500	1,000.00	962.90	---	---	---	---
08/12/2023	---	---	---	---	---	---	---	---	---	---	---	---	---	---	---	---	---	---	06/12/2024	3.70	600,000	1,000.00	963.90	---	---	---	---
08/03/2024	---	---	---	---	---	---	---	---	---	---	---	---	---	---	---	---	---	---	07/03/2025	3.73	812,500	1,000.00	963.70	---	---	---	---

Bonds in Circulation	Currency / Min nominal traded Value	Coupons Payment Date	Current Coupon Value	Note	Coupon	Trading Unit	Issue Date	Duration (years)	Today's Interest	A.I.C in days	Bonds	Last price of previous days		Last Outcry in Cash (euro)		Trades in Pieces	Life min	Life Max	
												Price	Buy / Sell	Price	Buy / Sell				
Corporate Bonds in Foreign Currency and Euro																			
103,746	GBP / 10	01/12	0.25	---	65	1	01/12/1930	98	2.5	360	National Mortgage Bank	2.27	05/02/1996	2.27	S	05/02/1996	---	2.27	2.27
0	GBP / 10	01/12	0.25	---	67	1	01/12/1928	100	2.5	360	National Mortgage Bank	---	---	---	---	---	---	---	---

Government Bonds Notes

A.I.C: Accrued Interest Calculation base.

FLR: Floating Interest Rate.

The minimum tradeable Nominal Value for all Demeterialised Government Titles is 100 Euros.

(μτφρ-0)

Athex & ATHEXClear Members List

Member Name				Stock Market			Derivatives Market		ATHEXClear Member	
	Address	Phone	Fax	Market Member	Remote Member	Market Maker	Proprietary	Market Maker	General Clearing	Direct Clearing
A. SARRIS SECURITIES S.A.				a						
6, ΔΡΑΓΑΤΣΑΝΙΟΥ 6 ΑΘΗΝΑ	2103367700									
ΑΕΟΝIC SECURITIES C.I.F. P.L.C.				a						
, ΛΑΪΟΥ 6, ΓΡ. 301B, ANNA COURT	35725337600									
ALPHA BANK S.A.									a	
, ΣΤΑΔΙΟΥ 40 ΑΘΗΝΑ	2103260000									
ALPHA FINANCE INVESTMENT SERVICES SINGLE MEMBER SA				a		a	a	a		a
5, ΠΑΝΕΠΙΣΤΗΜΙΟΥ 45 ΑΘΗΝΑ	2103677400									
ARGUS STOCKBROKERS LTD				a	a		a			
25, 25 ΛΕΩΦΟΡΟΣ ΔΗΜΟΣΘΕΝΗ ΣΕΒΕΡΗ	0035722717000									
ATHLOS CAPITAL INVESTMENT SERVICES LTD					a					
, 17 STASINOU AVENUE, BEDIZIA TOWER, 6TH & 7TH FL.	35722110777									
ATLANTIC SECURITIES LTD				a	a					
37, ΠΡΟΔΡΟΜΟΥ 37	0035722445400									
AXON SECURITIES S.A.				a			a			
48, ΣΤΑΔΙΟΥ 48 ΑΘΗΝΑ	2103363800									
BETA SECURITIES S.A.				a		a	a			a
29, ΑΛΕΞΑΝΔΡΑΣ 29 ΑΘΗΝΑ	210 6478900									
BNP PARIBAS S.A.									a	
, ΛΑΜΨΑΚΟΥ 2 ΑΘΗΝΑ	2107468525									
BOFA SECURITIES EUROPE SA				a	a					
, 51 RUE LA BOÉTIE	+33 153655555									
CAPITAL SECURITIES S.A.				a			a			
58, ΜΗΤΡΟΠΟΛΕΩΣ 58 ΑΘΗΝΑ	2103369700									
CITIGROUP GLOBAL MARKETS EUROPE AG				a	a					
16, REUTERWEG 16	+49 691366-0									
CITIGROUP GLOBAL MARKETS LIMITED				a						
1, 33 CANADA SQUARE - CANARY WHARF	+44 02079864000									
CREDIT SUISSE BANK (EUROPE), S.A.				a						
, CALLE AYALA 42, 3A PLANTA-B MADRID	+34917916000									
CREDIT SUISSE SECURITIES (EUROPE) LIMITED				a						
1, ONE CABOT SQUARE LONDON	+44 2078888888									
CYCLOS SECURITIES S.A.				a			a			
39, ΧΑΡΙΛΑΟΥ ΤΡΙΚΟΥΠΗ 6-8-10 ΑΘΗΝΑ	2103364300									
DEUTSCHE BANK S.A.					a					
1, GREAT WINCHESTER STREET LONDON	+44 20 754 54209	00441133361437								
EUROBANK EQUITIES INVESTMENT FIRM SINGLE MEMBER SA				a		a	a	a		a
, ΦΙΛΕΛΗΝΩΝ 10 & ΞΕΝΟΦΩΝΤΟΣ 13 ΑΘΗΝΑ	2103720425									
EUROBANK S.A.									a	
, ΟΘΩΝΟΣ 8 ΑΘΗΝΑ	2144043907									
EUROCORP INVESTMENT SERVICES S.A.				a			a			a
14, ΠΛ.ΦΙΛΙΚΗΣ ΕΤΑΙΡΕΙΑΣ 14 ΑΘΗΝΑ	2107263600									
EUROTRUST INVESTMENT FIRM SA				a						
113, ΣΕΒΑΣΤΟΥΠΟΛΕΩΣ 113 ΑΘΗΝΑ	2103363100									
EUROXX SECURITIES S.A.				a		a	a	a		a
7, ΠΑΛΑΙΟΛΟΓΟΥ ΧΑΛΑΝΔΡΙ	(210)-6879400	(210)-6879401								
7, ΠΑΛΕΟΛΟΓΟΥ ΧΑΛΑΝΔΡΙ	+30 2106879400	210-6879401								
FREEDOM FINANCE EUROPE LTD				a	a					
, ΧΡΙΣΤΑΚΗ ΚΡΑΝΟΥ 20	035725257786									
G. A. PERVANAS SECURITIES- INVESTMENT SERVICES S.A.				a						
7-9, ΣΟΦΟΚΛΕΟΥΣ 7-9 ΑΘΗΝΑ	2103727200									
GLOBAL CAPITAL SECURITIES & FINANCIAL SERVICES LTD				a	a					
50, ΛΑΡΧΙΕΠΙΣΚΟΠΟΥ ΜΑΚΑΡΙΟΥ Γ50	0035722710710									
GREENPOST TRADING EUROPE LTD				a	a	a				
, ΚΙΜΩΝΟΣ 3, ACROPOLIS MANSIONS, 2ND FLOOR, FLAT/OFFICE 202	035722521389									
HELLENIC AMERICAN SECURITIES S.A.				a		a	a			a
27, ΑΝΔΡΕΑ ΠΑΠΑΝΔΡΕΟΥ 27 ΜΑΡΟΥΣΙ	2103311100									
HELLENIC BANK (INVESTMENTS) LTD					a					
, ΑVE.ΚΥΡΙΑΚΟΥ ΜΑΤΣΙ 31 - ΡΟ ΒΟΧ 24747 ΝΙΟΣΙΑ	+357 22500100	357 22500110								
HSBC CONTINENTAL EUROPE									a	
109-111, ΑΜΕΣΟΓΕΙΩΝ 109-111	2106960000									
INDEX SECURITIES S.A.				a						
6, ΔΡΑΓΑΤΣΑΝΙΟΥ 6 ΑΘΗΝΑ	2103213920									

Athex & ATHEXClear Members List

Member Name				Stock Market			Derivatives Market		ATHEXClear Member	
	Address	Phone	Fax	Market Member	Remote Member	Market Maker	Proprietary	Market Maker	General Clearing	Direct Clearing
J. CHR. MAVRIKIS SECURITIES S.A.				a						
5, ΣΟΦΟΚΛΕΟΥΣ 5 ATHINA	2103216730									
KAPPA SECURITIES S.A.				a			a			
15, ΒΑΛΑΩΡΙΤΟΥ 15 ATHINA	2103678600									
KARAMANOF SECURITIES & INVESTMENT SERVICES S.A.				a						
2, ΠΛ.ΑΓ.ΘΕΟΔΩΡΩΝ 2 ATHINA	2103212947									
LAIKI FINANCIAL SERVICES LTD					a					
26, AVE. VYRONOS NICOSIA	357 22367367	357 22718567								
LEON DEPOLAS SECURITIES S.A.				a		a	a			
1, ΧΡΗΣΤΟΥ ΛΑΔΑ 1 ATHINA	2103213276 -28									
MEGA EQUITY SECURITIES & FINANCIAL SERVICES PUBLIC LTD				a	a		a			
42-44, ΛΕΩΦ.ΓΡΙΒΑ ΔΙΓΕΝΗ 42-44	0035722711711									
MERIT SECURITIES S.A				a		a	a			a
5, ΣΟΦΟΚΛΕΟΥΣ 5 ATHINA	2141008814									
MERRILL LYNCH INTERNATIONAL				a						
2, 2 KING EDWARD STREET LONDON	+44 20276281000									
N. CHRYSOCHOIDIS SECURITIES S.A.				a			a			a
7-9, ΣΟΦΟΚΛΕΟΥΣ 7-9 ATHINA	2103213913									
NATIONAL BANK OF GREECE S.A.				a		a	a		a	
86, ΑΙΟΛΟΥ STR. ATHINA	(210)-3341000	(210)-3228187								
68, ΑΚΑΔΙΜΙΑΣ STR. ATHINA	(210)-3328817	(210)-3328678								
NATIONAL SECURITIES SINGLE MEMBER SA				a		a	a	a		
66, ΛΕΩΦΟΡΟΣ ΑΘΗΝΩΝ 128-132 & ΙΦΙΓΕΝΙΑΣ ATHINA	2103328784									
NUNTIUS BROKERAGE AND INVESTMENT SERVICES S.A				a						
6, ΔΡΑΓΑΤΣΑΝΙΟΥ 6 ATHINA	2103350599									
ONE PLUS CAPITAL LIMITED				a	a					
, 75 PRODROMOU AVENUE NICOSIA 1307	35722873760									
OPTIMA BANK S.A.				a		a	a	a	a	
, ΑΙΓΙΑΛΕΙΑΣ 32 & ΠΑΡΑΔΕΙΣΟΥ ΜΑΡΟΥΣΙ	210 8173000									
PANCRETA BANK S.A									a	
, ΙΚΑΡΟΥ 5	2810338746									
PANTELAKIS SECURITIES S.A.				a		a	a	a		
57, ΕΘΝΙΚΗΣ ΑΝΤΙΣΤΑΣΕΩΣ 57, ΚΤΙΠΙΟ Β CHALANDRI	2106965000									
PIRAEUS BANK S.A.				a			a		a	
, ΑΜΕΡΙΚΗΣ 4 ATHINA	2103335000									
PIRAEUS SECURITIES S. A.				a		a	a	a		a
10, ΣΤΑΔΙΟΥ 10 ATHINA	2103354100									
PROCHOICE SECURITIES LTD				a	a					
57, ΛΕΩΦ.ΣΠΥΡΟΥ ΚΥΠΡΙΑΝΟΥ 57, ΑΚΙΝΗΤΑ Φ	035724661192									
SHARELINK SECURITIES & FINANCIAL SERVICES LTD				a			a			
6, HOUSE-ΘΕΟΤΟΚΗ 6 ΜΕΓΑΡΟ ΕΛΛΗΝΑ	+357 22554200									
SOCIETE GENERALE S.A.				a	a		a			
, 17 COURS VALMY, CEDEX	+157290504									
SOLIDUS SECURITIES S.A				a			a			a
64, ΛΟΥΙΖΗΣ ΠΙΑΝΚΟΥΡ 64 ATHINA	2106900600									
ST. EM. LAVRENTAKIS SECURITIES S.A.				a			a			
7-9, ΣΟΦΟΚΛΕΟΥΣ 7-9 ATHINA	2103213336									
THE CYPRUS INVESTMENT & SECURITIES CORPORATION LTD				a	a					
154, 1 AG. PROKOPIOU & POSIDONOS 1ST FLOOR	0035722121700									
UBS EUROPE SE				a	a					
, OPERNTURM, BOCKENHEIMER LANDSTRASSE 2-4	496921790									
UBS LIMITED					a					
1, FINSBURY AVENUE LONDON	+44 2075687135									
VIGOR FINANCE INVESTMENT SERVICES S.A.				a			a			
, ΨΥΧΑΡΗ 14 Ν. PSYCHIKO	2106718400									

List of Stocks under Market Making operations

Securities	Market Maker	Start Market Making	Stock Category
MLS MULTIMEDIA SA (CR)			Suspension Status
	PIRAEUS SECURITIES S. A.	01/08/2019	
ALPHA ETF FTSE Athex Large Cap			Exchange Traded Funds (ETFs)
	ALPHA FINANCE INVESTMENT SERVICES SINGLE MEMBER SA	02/01/1900	
	NATIONAL SECURITIES SINGLE MEMBER SA	02/01/1900	
ADMIE (IPTO) HOLDING S.A. (CR)			Main Market
	EUROBANK EQUITIES INVESTMENT FIRM SINGLE MEMBER SA	24/05/2021	
	HELLENIC AMERICAN SECURITIES S.A.	09/03/2020	
	PIRAEUS SECURITIES S. A.	29/06/2017	
AEGEAN AIRLINES (CR)			Main Market
	EUROBANK EQUITIES INVESTMENT FIRM SINGLE MEMBER SA	22/09/2020	
ALPHA SERVICES HOLD (CR)			Main Market
	ALPHA FINANCE INVESTMENT SERVICES SINGLE MEMBER SA	29/02/2016	
	EUROBANK EQUITIES INVESTMENT FIRM SINGLE MEMBER SA	22/10/2006	
	GREENPOST TRADING EUROPE LTD	12/06/2023	
	HELLENIC AMERICAN SECURITIES S.A.	25/07/2014	
	LEON DEPOLAS SECURITIES S.A.	04/01/2016	
	MERIT SECURITIES S.A	03/09/2012	
	NATIONAL SECURITIES SINGLE MEMBER SA	02/01/1900	
	PIRAEUS SECURITIES S. A.	28/05/2009	
ALPHA TRUST HOLDINGS (CR)			Main Market
	EUROBANK EQUITIES INVESTMENT FIRM SINGLE MEMBER SA	06/02/2023	
	LEON DEPOLAS SECURITIES S.A.	04/01/2021	
ALUMIL (CR)			Main Market
	PIRAEUS SECURITIES S. A.	31/07/2023	
ANDROMEDA SA (CR)			Main Market
	BETA SECURITIES S.A.	15/02/2021	
	OPTIMA BANK S.A.	03/04/2023	
ATTICA BANK S.A. (CR)			Main Market
	EUROXX SECURITIES S.A.	22/01/2016	
AUSTRIACARD (CB)			Main Market
	BETA SECURITIES S.A.	23/03/2023	
	EUROBANK EQUITIES INVESTMENT FIRM SINGLE MEMBER SA	15/05/2023	
AUTOHELLAS SA (CR)			Main Market
	ALPHA FINANCE INVESTMENT SERVICES SINGLE MEMBER SA	01/07/2019	
	EUROXX SECURITIES S.A.	02/07/2018	
AVAX S.A. (CR)			Main Market
	EUROBANK EQUITIES INVESTMENT FIRM SINGLE MEMBER SA	14/12/2015	
	OPTIMA BANK S.A.	04/09/2023	
	PIRAEUS SECURITIES S. A.	01/02/2021	
AVE (CR)			Main Market
	EUROXX SECURITIES S.A.	05/06/2020	
BRIQ PROPERTIES (CR)			Main Market
	EUROBANK EQUITIES INVESTMENT FIRM SINGLE MEMBER SA	09/09/2019	
	LEON DEPOLAS SECURITIES S.A.	22/02/2021	
	PIRAEUS SECURITIES S. A.	05/02/2024	
CC HBC AG (CR)			Main Market
	BETA SECURITIES S.A.	08/03/2021	
	NATIONAL SECURITIES SINGLE MEMBER SA	02/01/1900	
	PIRAEUS SECURITIES S. A.	04/05/2015	
CENERGY HOLDINGS (CB)			Main Market
	ALPHA FINANCE INVESTMENT SERVICES SINGLE MEMBER SA	02/01/2016	
	EUROBANK EQUITIES INVESTMENT FIRM SINGLE MEMBER SA	02/01/2016	
	OPTIMA BANK S.A.	14/03/2022	
	PANTELAKIS SECURITIES S.A.	27/12/2022	
CNL CAPITAL (CR)			Main Market
	MERIT SECURITIES S.A	01/10/2018	
DIMAND (CR)			Main Market
	ALPHA FINANCE INVESTMENT SERVICES SINGLE MEMBER SA	08/08/2022	
	EUROBANK EQUITIES INVESTMENT FIRM SINGLE MEMBER SA	08/08/2022	
	PANTELAKIS SECURITIES S.A.	15/05/2023	
EKTER SA (CR)			Main Market
	BETA SECURITIES S.A.	26/09/2022	
	EUROBANK EQUITIES INVESTMENT FIRM SINGLE MEMBER SA	16/10/2017	
	LEON DEPOLAS SECURITIES S.A.	21/05/2018	
ELASTRON (CR)			Main Market
	LEON DEPOLAS SECURITIES S.A.	20/02/2017	

List of Stocks under Market Making operations

Securities	Stock Category
Market Maker	Start Market Making
ELLAKTOR (CR)	Main Market
ALPHA FINANCE INVESTMENT SERVICES SINGLE MEMBER SA	18/03/2019
EUROBANK EQUITIES INVESTMENT FIRM SINGLE MEMBER SA	01/06/2012
EUROXX SECURITIES S.A.	24/09/2018
NATIONAL SECURITIES SINGLE MEMBER SA	02/01/1900
PIRAEUS SECURITIES S. A.	22/10/2018
ELTON SA (CR)	Main Market
OPTIMA BANK S.A.	30/01/2023
ELVALHALCOR (CR)	Main Market
ALPHA FINANCE INVESTMENT SERVICES SINGLE MEMBER SA	07/05/2018
BETA SECURITIES S.A.	09/01/2023
EUROBANK EQUITIES INVESTMENT FIRM SINGLE MEMBER SA	07/05/2018
ENTERSOFT (CR)	Main Market
ALPHA FINANCE INVESTMENT SERVICES SINGLE MEMBER SA	23/03/2023
EUROBANK EQUITIES INVESTMENT FIRM SINGLE MEMBER SA	22/06/2020
EUROBANK HOLDINGS (CR)	Main Market
ALPHA FINANCE INVESTMENT SERVICES SINGLE MEMBER SA	09/01/2006
EUROBANK EQUITIES INVESTMENT FIRM SINGLE MEMBER SA	01/06/2012
GREENPOST TRADING EUROPE LTD	12/06/2023
HELLENIC AMERICAN SECURITIES S.A.	25/07/2014
LEON DEPOLAS SECURITIES S.A.	30/11/2018
MERIT SECURITIES S.A	06/11/2017
NATIONAL SECURITIES SINGLE MEMBER SA	02/01/1900
PIRAEUS SECURITIES S. A.	28/09/2009
EUROCONSULTANTS S.A. (CR)	Main Market
OPTIMA BANK S.A.	01/02/2023
EYDAP S.A. (CR)	Main Market
ALPHA FINANCE INVESTMENT SERVICES SINGLE MEMBER SA	27/01/2020
EUROBANK EQUITIES INVESTMENT FIRM SINGLE MEMBER SA	10/06/2019
FOURLIS (CR)	Main Market
EUROBANK EQUITIES INVESTMENT FIRM SINGLE MEMBER SA	01/12/2016
PIRAEUS SECURITIES S. A.	06/03/2017
GEK TERNA (CR)	Main Market
BETA SECURITIES S.A.	08/03/2021
EUROBANK EQUITIES INVESTMENT FIRM SINGLE MEMBER SA	24/05/2021
PIRAEUS SECURITIES S. A.	29/08/2019
GR. SARANTIS S.A. (CR)	Main Market
BETA SECURITIES S.A.	14/05/2012
EUROBANK EQUITIES INVESTMENT FIRM SINGLE MEMBER SA	24/10/2016
PIRAEUS SECURITIES S. A.	02/04/2024
HELLENIC EXCHANGES-A.S.E. (CR)	Main Market
HELLENIC AMERICAN SECURITIES S.A.	01/09/2014
NATIONAL SECURITIES SINGLE MEMBER SA	02/01/1900
PIRAEUS SECURITIES S. A.	04/05/2015
HELLENIQ ENERGY (CR)	Main Market
ALPHA FINANCE INVESTMENT SERVICES SINGLE MEMBER SA	07/11/2023
EUROBANK EQUITIES INVESTMENT FIRM SINGLE MEMBER SA	01/11/2023
HELLENIC AMERICAN SECURITIES S.A.	14/09/2015
PIRAEUS SECURITIES S. A.	20/03/2017
IDEAL HOLDINGS (CR)	Main Market
EUROBANK EQUITIES INVESTMENT FIRM SINGLE MEMBER SA	07/06/2021
PIRAEUS SECURITIES S. A.	07/06/2021
INTERCONTINENTAL (CR)	Main Market
LEON DEPOLAS SECURITIES S.A.	03/06/2019
INTERLIFE G.C.I.(CR)	Main Market
BETA SECURITIES S.A.	24/10/2022
PIRAEUS SECURITIES S. A.	22/01/2024
INTERWOOD-XYLEMPORIA (CR)	Main Market
EUROBANK EQUITIES INVESTMENT FIRM SINGLE MEMBER SA	05/07/2021
PANTELAKIS SECURITIES S.A.	01/07/2021
INTRAKAT (CR)	Main Market
BETA SECURITIES S.A.	04/10/2021
PANTELAKIS SECURITIES S.A.	10/10/2022
JUMBO SA (CR)	Main Market
BETA SECURITIES S.A.	01/02/2021
EUROBANK EQUITIES INVESTMENT FIRM SINGLE MEMBER SA	25/05/2020
GREENPOST TRADING EUROPE LTD	12/06/2023
MERIT SECURITIES S.A	06/11/2017
PIRAEUS SECURITIES S. A.	06/03/2017

List of Stocks under Market Making operations

Securities	Stock Category
Market Maker	Start Market Making
KLOUKINAS - LAPPAS SA (CR)	Main Market
OPTIMA BANK S.A.	02/01/2023
KRI-KRI S.A. (CR)	Main Market
EUROBANK EQUITIES INVESTMENT FIRM SINGLE MEMBER SA	07/05/2018
PIRAEUS SECURITIES S. A.	11/12/2023
LAMDA DEVELOPMENT SA (CR)	Main Market
EUROBANK EQUITIES INVESTMENT FIRM SINGLE MEMBER SA	08/12/2014
PANTELAKIS SECURITIES S.A.	06/11/2017
PIRAEUS SECURITIES S. A.	29/06/2017
LAMPASA HOTEL SA (CR)	Main Market
LEON DEPOLAS SECURITIES S.A.	16/01/2017
MOTODYNAMICS S.A. (CR)	Main Market
OPTIMA BANK S.A.	25/08/2023
MOTOR OIL (CR)	Main Market
BETA SECURITIES S.A.	08/03/2021
EUROBANK EQUITIES INVESTMENT FIRM SINGLE MEMBER SA	22/10/2006
GREENPOST TRADING EUROPE LTD	12/06/2023
LEON DEPOLAS SECURITIES S.A.	01/04/2019
MERIT SECURITIES S.A	25/02/2019
NATIONAL SECURITIES SINGLE MEMBER SA	02/01/1900
PIRAEUS SECURITIES S. A.	04/05/2015
MPLK KEDROS (CR)	Main Market
OPTIMA BANK S.A.	08/11/2023
OPTIMA BANK S.A.	16/10/2023
MYTILINEOS (CR)	Main Market
ALPHA FINANCE INVESTMENT SERVICES SINGLE MEMBER SA	15/04/2019
BETA SECURITIES S.A.	11/04/2022
EUROBANK EQUITIES INVESTMENT FIRM SINGLE MEMBER SA	20/09/2017
GREENPOST TRADING EUROPE LTD	12/06/2023
MERIT SECURITIES S.A	25/02/2019
NATIONAL SECURITIES SINGLE MEMBER SA	02/01/1900
PIRAEUS SECURITIES S. A.	04/05/2015
NAFPAKTOS TEXTILE (CR)	Main Market
OPTIMA BANK S.A.	29/01/2024
NATIONAL BANK (CR)	Main Market
ALPHA FINANCE INVESTMENT SERVICES SINGLE MEMBER SA	09/01/2006
EUROBANK EQUITIES INVESTMENT FIRM SINGLE MEMBER SA	22/10/2006
GREENPOST TRADING EUROPE LTD	12/06/2023
HELLENIC AMERICAN SECURITIES S.A.	25/07/2014
LEON DEPOLAS SECURITIES S.A.	20/05/2015
MERIT SECURITIES S.A	03/09/2012
NATIONAL SECURITIES SINGLE MEMBER SA	02/01/1900
PIRAEUS SECURITIES S. A.	08/09/2008
OPAP (CR)	Main Market
ALPHA FINANCE INVESTMENT SERVICES SINGLE MEMBER SA	09/01/2006
EUROBANK EQUITIES INVESTMENT FIRM SINGLE MEMBER SA	22/10/2006
GREENPOST TRADING EUROPE LTD	12/06/2023
HELLENIC AMERICAN SECURITIES S.A.	25/07/2014
MERIT SECURITIES S.A	20/03/2017
NATIONAL SECURITIES SINGLE MEMBER SA	02/01/1900
PIRAEUS SECURITIES S. A.	04/05/2015
OPTIMA BANK (CR)	Main Market
ALPHA FINANCE INVESTMENT SERVICES SINGLE MEMBER SA	12/12/2023
EUROBANK EQUITIES INVESTMENT FIRM SINGLE MEMBER SA	11/12/2023
OPTIMA BANK S.A.	06/11/2023
ORILINA PROPERTIES REIC (CR)	Main Market
EUROBANK EQUITIES INVESTMENT FIRM SINGLE MEMBER SA	11/12/2023
LEON DEPOLAS SECURITIES S.A.	11/12/2023
OTE (CR)	Main Market
ALPHA FINANCE INVESTMENT SERVICES SINGLE MEMBER SA	09/01/2006
EUROBANK EQUITIES INVESTMENT FIRM SINGLE MEMBER SA	22/10/2006
GREENPOST TRADING EUROPE LTD	12/06/2023
HELLENIC AMERICAN SECURITIES S.A.	25/07/2014
LEON DEPOLAS SECURITIES S.A.	20/04/2015
MERIT SECURITIES S.A	20/03/2017
NATIONAL SECURITIES SINGLE MEMBER SA	02/01/1900
PIRAEUS SECURITIES S. A.	08/09/2008
P.P.A. S.A. (CR)	Main Market
EUROBANK EQUITIES INVESTMENT FIRM SINGLE MEMBER SA	06/02/2019

List of Stocks under Market Making operations

Securities	Stock Category
Market Maker	Start Market Making
PAPOUTSANIS (CR)	Main Market
ALPHA FINANCE INVESTMENT SERVICES SINGLE MEMBER SA	19/11/2018
BETA SECURITIES S.A.	25/11/2013
PETROPOULOS PETROS (CR)	Main Market
EUROBANK EQUITIES INVESTMENT FIRM SINGLE MEMBER SA	01/04/2019
PANTELAKIS SECURITIES S.A.	16/03/2020
PIRAEUS FINANCIAL HOLD (CR)	Main Market
ALPHA FINANCE INVESTMENT SERVICES SINGLE MEMBER SA	15/04/2019
EUROBANK EQUITIES INVESTMENT FIRM SINGLE MEMBER SA	22/10/2006
EUROXX SECURITIES S.A.	15/02/2016
GREENPOST TRADING EUROPE LTD	12/06/2023
HELLENIC AMERICAN SECURITIES S.A.	25/07/2014
LEON DEPOLAS SECURITIES S.A.	30/11/2018
MERIT SECURITIES S.A	16/09/2013
NATIONAL SECURITIES SINGLE MEMBER SA	02/01/1900
PIRAEUS SECURITIES S. A.	16/02/2009
PPC (CR)	Main Market
ALPHA FINANCE INVESTMENT SERVICES SINGLE MEMBER SA	09/01/2006
BETA SECURITIES S.A.	01/02/2021
EUROBANK EQUITIES INVESTMENT FIRM SINGLE MEMBER SA	22/10/2006
GREENPOST TRADING EUROPE LTD	12/06/2023
HELLENIC AMERICAN SECURITIES S.A.	01/09/2014
MERIT SECURITIES S.A	06/11/2017
NATIONAL SECURITIES SINGLE MEMBER SA	02/01/1900
PIRAEUS SECURITIES S. A.	28/09/2009
PREMIA (CR)	Main Market
BETA SECURITIES S.A.	01/06/2021
LEON DEPOLAS SECURITIES S.A.	05/12/2022
PANTELAKIS SECURITIES S.A.	23/12/2021
PROFILE SA (CR)	Main Market
OPTIMA BANK S.A.	03/04/2023
PANTELAKIS SECURITIES S.A.	01/07/2019
QUALITY & RELIABILITY SA (CR)	Main Market
OPTIMA BANK S.A.	03/01/2023
QUEST HOLDINGS (CR)	Main Market
BETA SECURITIES S.A.	26/03/2018
EUROBANK EQUITIES INVESTMENT FIRM SINGLE MEMBER SA	28/01/2019
REVOIL (CR)	Main Market
BETA SECURITIES S.A.	26/06/2023
SIDMA STEEL (CR)	Main Market
OPTIMA BANK S.A.	25/05/2023
SPACE HELLAS SA (CR)	Main Market
MERIT SECURITIES S.A	09/12/2022
TECHNICAL OLYMPIC SA (CR)	Main Market
OPTIMA BANK S.A.	05/07/2023
TERNA ENERGY (CR)	Main Market
EUROBANK EQUITIES INVESTMENT FIRM SINGLE MEMBER SA	24/05/2021
PIRAEUS SECURITIES S. A.	09/12/2019
THRACE PLASTICS SA (CR)	Main Market
ALPHA FINANCE INVESTMENT SERVICES SINGLE MEMBER SA	26/03/2018
LEON DEPOLAS SECURITIES S.A.	28/03/2024
PIRAEUS SECURITIES S. A.	02/04/2024
TITAN CEMENT (CB)	Main Market
BETA SECURITIES S.A.	01/02/2021
EUROBANK EQUITIES INVESTMENT FIRM SINGLE MEMBER SA	06/11/2019
PIRAEUS SECURITIES S. A.	18/01/2021
TRADE ESTATES REIC (CR)	Main Market
EUROBANK EQUITIES INVESTMENT FIRM SINGLE MEMBER SA	08/11/2023
EUROBANK EQUITIES INVESTMENT FIRM SINGLE MEMBER SA	10/11/2023
PANTELAKIS SECURITIES S.A.	10/11/2023
PANTELAKIS SECURITIES S.A.	08/11/2023
TZIRAKIAN PROFIL (CR)	Main Market
LEON DEPOLAS SECURITIES S.A.	19/07/2021
VIOHALCO SA/NV (CB)	Main Market
ALPHA FINANCE INVESTMENT SERVICES SINGLE MEMBER SA	11/03/2008
EUROBANK EQUITIES INVESTMENT FIRM SINGLE MEMBER SA	04/03/2014
MERIT SECURITIES S.A	17/03/2014

Underlying Asset				Derivatives Market													
Price max	Price min	Closing price	change	Delivery Month	Open price	Price max	Price min	Last price	Closing price	Last Bid	Last Ask	Fixing price*	Life high	Life low	Trades	Volume	Open Interest
FTSE/Athex Large Cap (Trade Unit: 1 Index Point x 2E, Cash Settlement)																	
3,454.57	3,380.85	3,395.74	-1.07%	April 2024	3,450.00	3,460.00	3,386.50	3,388.50	3,388.50	---	---	---	3,502.50	---	198	745	5,280
				May 2024	3,444.00	3,455.50	3,385.00	3,394.00	3,394.00	---	---	---	3,460.50	---	56	96	499
				June 2024	---	---	---	---	3,446.00	---	---	---	---	---	---	---	---
				September 2024	---	---	---	---	3,463.50	---	---	---	---	---	---	---	---
				December 2024	---	---	---	---	3,480.75	---	---	---	---	---	---	---	---
				March 2025	---	---	---	---	3,498.00	---	---	---	---	---	---	---	---
FTSE/Athex Banks (Trade Unit: 1 Index Point x 15E, Cash Settlement)																	
1,231.80	1,193.10	1,202.29	-2.09%	June 2024	1,236.00	1,239.00	1,207.00	1,207.00	1,207.00	---	---	---	1,290.00	---	4	8	1,191
				September 2024	---	---	---	---	1,239.00	---	---	---	---	---	---	---	---
				December 2024	---	---	---	---	1,245.25	---	---	---	---	---	---	---	---
				March 2025	---	---	---	---	1,251.50	---	---	---	---	---	---	---	---
MSCI GREECE REBASED (Trade Unit: 1 Index Point x 2E, Cash Settlement)																	
5,530.22	5,392.78	5,422.55	-1.41%	April 2024	---	---	---	---	5,474.50	---	---	---	5,519.25	---	---	---	10
				May 2024	---	---	---	---	5,474.50	---	---	---	5,547.00	---	---	---	10
				June 2024	---	---	---	---	5,465.25	---	---	---	5,463.25	---	---	---	20
				July 2024	---	---	---	---	5,417.00	---	---	---	5,364.00	---	---	---	10
				August 2024	---	---	---	---	5,538.75	---	---	---	---	---	---	---	---
				September 2024	---	---	---	---	5,549.50	---	---	---	---	---	---	---	---
				December 2024	---	---	---	---	5,577.25	---	---	---	---	---	---	---	---
				March 2025	---	---	---	---	5,605.00	---	---	---	---	---	---	---	---

Derivatives notes

Fixing prices and final open positions can be retrieved from the following path <http://www.helex.gr/el/web/guest/statistics-end-of-day-derivatives>

Underlying Asset				Derivatives Market													
Price max	Price min	Closing price	change	Delivery Month	Open price	Price max	Price min	Last price	Closing price	Last Bid	Last Ask	Fixing price*	Life high	Life low	Trades	Volume	Open Interest
ADMIE (IPTO) HOLDING S.A. (CR)				(Contract Size: 100 Securities, Physical Delivery)													
2.24	2.15	2.175	-1.36%	June 2024	2.24	2.24	2.16	2.16	2.16	---	---	---	2.44	---	35	484	26,911
				September 2024	---	---	---	---	2.22	---	---	---	---	---	---	---	---
				December 2024	---	---	---	---	2.24	---	---	---	---	---	---	---	---
				March 2025	---	---	---	---	2.25	---	---	---	---	---	---	---	---
AEGEAN AIRLINES (CR)				(Contract Size: 100 Securities, Physical Delivery)													
12.65	12.16	12.16	-2.80%	June 2024	11.83	11.83	11.50	11.51	11.51	---	---	---	12.77	---	19	73	5,420
				September 2024	---	---	---	---	12.62	---	---	---	---	---	---	---	---
				December 2024	---	---	---	---	12.69	---	---	---	---	---	---	---	---
				March 2025	---	---	---	---	12.75	---	---	---	---	---	---	---	---
ALPHA SERVICES HOLD (CR)				(Contract Size: 100 Securities, Physical Delivery)													
1.6475	1.5805	1.595	-2.39%	June 2024	1.66	1.66	1.58	1.59	1.59	---	---	---	1.82	---	302	10,071	176,589
				September 2024	---	---	---	---	1.59	---	---	---	1.62	---	---	---	2
				December 2024	---	---	---	---	1.66	---	---	---	---	---	---	---	---
				March 2025	---	---	---	---	1.67	---	---	---	---	---	---	---	---
ATHENS INTL AIRPORT (CR)				(Contract Size: 100 Securities, Physical Delivery)													
8.29	8.19	8.204	-0.56%	June 2024	8.08	8.08	7.98	7.98	7.98	---	---	---	8.65	---	6	19	862
				September 2024	---	---	---	---	8.32	---	---	---	---	---	---	---	---
				December 2024	---	---	---	---	8.37	---	---	---	---	---	---	---	---
				March 2025	---	---	---	---	8.41	---	---	---	---	---	---	---	---
AUTOHELLAS SA (CR)				(Contract Size: 100 Securities, Physical Delivery)													
13.66	13.26	13.34	-1.33%	June 2024	---	---	---	---	12.95	---	---	---	13.67	---	---	---	221
				September 2024	---	---	---	---	13.64	---	---	---	---	---	---	---	---
				December 2024	---	---	---	---	13.71	---	---	---	---	---	---	---	---
				March 2025	---	---	---	---	13.78	---	---	---	---	---	---	---	---
AVAX S.A. (CR)				(Contract Size: 100 Securities, Physical Delivery)													
1.518	1.43	1.43	-5.30%	June 2024	1.49	1.49	1.46	1.49	1.49	---	---	---	1.72	---	6	16	785
				September 2024	---	---	---	---	1.52	---	---	---	---	---	---	---	---
				December 2024	---	---	---	---	1.53	---	---	---	---	---	---	---	---
				March 2025	---	---	---	---	1.54	---	---	---	---	---	---	---	---
CC HBC AG (CR)				(Contract Size: 100 Securities, Physical Delivery)													
28.42	28	28.18	1.73%	June 2024	27.43	27.48	27.43	27.48	27.48	---	---	---	29.10	---	2	10	106
				September 2024	---	---	---	---	27.95	---	---	---	---	---	---	---	---
				December 2024	---	---	---	---	28.09	---	---	---	---	---	---	---	---
				March 2025	---	---	---	---	28.23	---	---	---	---	---	---	---	---

Derivatives notes

Fixing prices and final open positions can be retrieved from the following path <http://www.helex.gr/el/web/guest/statistics-end-of-day-derivatives>

Underlying Asset				Derivatives Market													
Price max	Price min	Closing price	change	Delivery Month	Open price	Price max	Price min	Last price	Closing price	Last Bid	Last Ask	Fixing price*	Life high	Life low	Trades	Volume	Open Interest
CENERGY HOLDINGS (CB)				(Contract Size: 100 Securities, Physical Delivery)													
7.33	7.05	7.05	-2.89%	June 2024	7.33	7.33	7.11	7.11	7.11	---	---	---	7.61	---	32	136	4,739
				September 2024	---	---	---	---	7.33	---	---	---	---	---	---	---	---
				December 2024	---	---	---	---	7.36	---	---	---	---	---	---	---	---
				March 2025	---	---	---	---	7.40	---	---	---	---	---	---	---	---
ELLAKTOR (CR)				(Contract Size: 100 Securities, Physical Delivery)													
2.59	2.45	2.45	-3.54%	June 2024	2.58	2.58	2.47	2.50	2.50	---	---	---	2.70	---	77	300	5,333
				September 2024	---	---	---	---	2.56	---	---	---	---	---	---	---	---
				December 2024	---	---	---	---	2.58	---	---	---	---	---	---	---	---
				March 2025	---	---	---	---	2.59	---	---	---	---	---	---	---	---
ELVALHALCOR (CR)				(Contract Size: 100 Securities, Physical Delivery)													
1.93	1.85	1.85	-2.94%	June 2024	1.94	1.94	1.86	1.86	1.86	---	---	---	2.28	---	26	244	4,043
				September 2024	---	---	---	---	1.92	---	---	---	---	---	---	---	---
				December 2024	---	---	---	---	1.93	---	---	---	---	---	---	---	---
				March 2025	---	---	---	---	1.94	---	---	---	---	---	---	---	---
EUROBANK HOLDINGS (CR)				(Contract Size: 100 Securities, Physical Delivery)													
1.907	1.8285	1.85	-2.37%	June 2024	1.91	1.91	1.83	1.85	1.85	---	---	---	2.00	---	115	3,548	32,697
				September 2024	---	---	---	---	1.91	---	---	---	---	---	---	---	---
				December 2024	---	---	---	---	1.92	---	---	---	---	---	---	---	---
				March 2025	---	---	---	---	1.93	---	---	---	---	---	---	---	---
EYDAP S.A. (CR)				(Contract Size: 100 Securities, Physical Delivery)													
5.73	5.57	5.67	1.25%	June 2024	5.67	5.70	5.60	5.63	5.63	---	---	---	6.10	---	13	42	4,352
				September 2024	---	---	---	---	5.65	---	---	---	---	---	---	---	---
				December 2024	---	---	---	---	5.68	---	---	---	---	---	---	---	---
				March 2025	---	---	---	---	5.71	---	---	---	---	---	---	---	---
FOURLIS (CR)				(Contract Size: 100 Securities, Physical Delivery)													
4.23	4.05	4.06	-3.91%	June 2024	4.20	4.20	4.16	4.16	4.16	---	---	---	4.38	---	4	20	1,042
				September 2024	---	---	---	---	4.26	---	---	---	---	---	---	---	---
				December 2024	---	---	---	---	4.28	---	---	---	---	---	---	---	---
				March 2025	---	---	---	---	4.31	---	---	---	---	---	---	---	---
GEK TERNA (CR)				(Contract Size: 100 Securities, Physical Delivery)													
16.86	16.42	16.6	-0.60%	June 2024	16.80	16.85	16.52	16.75	16.75	---	---	---	17.26	---	34	153	16,212
				September 2024	---	---	---	---	16.85	---	---	---	---	---	---	---	---
				December 2024	---	---	---	---	16.93	---	---	---	---	---	---	---	---
				March 2025	---	---	---	---	17.02	---	---	---	---	---	---	---	---

Derivatives notes

Fixing prices and final open positions can be retrieved from the following path <http://www.helex.gr/el/web/guest/statistics-end-of-day-derivatives>

Underlying Asset				Derivatives Market													
Price max	Price min	Closing price	change	Delivery Month	Open price	Price max	Price min	Last price	Closing price	Last Bid	Last Ask	Fixing price*	Life high	Life low	Trades	Volume	Open Interest
HELLENIC EXCHANGES-A.S.E. (CR)				(Contract Size: 100 Securities, Physical Delivery)													
5.26	5.05	5.07	-2.87%	June 2024	5.28	5.29	5.07	5.07	5.07	---	---	---	5.71	---	89	622	8,567
				September 2024	---	---	---	---	5.27	---	---	---	---	---	---	---	---
				December 2024	---	---	---	---	5.29	---	---	---	---	---	---	---	---
				March 2025	---	---	---	---	5.32	---	---	---	---	---	---	---	---
HELLENIQ ENERGY (CR)				(Contract Size: 100 Securities, Physical Delivery)													
8.38	8.14	8.14	-1.81%	June 2024	8.40	8.40	8.20	8.20	8.20	---	---	---	8.80	---	16	97	5,586
				September 2024	---	---	---	---	8.36	---	---	---	---	---	---	---	---
				December 2024	---	---	---	---	8.41	---	---	---	---	---	---	---	---
				March 2025	---	---	---	---	8.45	---	---	---	---	---	---	---	---
INTRACOM HOLDINGS (CR)				(Contract Size: 100 Securities, Physical Delivery)													
3.6	3.32	3.35	-4.83%	June 2024	3.57	3.57	3.35	3.39	3.39	---	---	---	4.30	---	93	524	7,798
				September 2024	---	---	---	---	3.55	---	---	---	---	---	---	---	---
				December 2024	---	---	---	---	3.57	---	---	---	---	---	---	---	---
				March 2025	---	---	---	---	3.59	---	---	---	---	---	---	---	---
INTRAKAT (CR)				(Contract Size: 100 Securities, Physical Delivery)													
5.27	5.13	5.15	-2.46%	June 2024	5.16	5.16	5.08	5.08	5.08	---	---	---	5.66	---	9	27	2,191
				September 2024	---	---	---	---	5.33	---	---	---	---	---	---	---	---
				December 2024	---	---	---	---	5.35	---	---	---	---	---	---	---	---
				March 2025	---	---	---	---	5.38	---	---	---	---	---	---	---	---
JUMBO SA (CR)				(Contract Size: 100 Securities, Physical Delivery)													
26.6	25.74	26.42	0.53%	June 2024	26.10	26.55	25.90	26.55	26.55	---	---	---	27.03	---	14	245	408
				September 2024	---	---	---	---	26.52	---	---	---	---	---	---	---	---
				December 2024	---	---	---	---	26.65	---	---	---	---	---	---	---	---
				March 2025	---	---	---	---	26.78	---	---	---	---	---	---	---	---
LAMDA DEVELOPMENT SA (CR)				(Contract Size: 100 Securities, Physical Delivery)													
6.74	6.52	6.61	-1.34%	June 2024	6.75	6.75	6.60	6.61	6.61	---	---	---	7.20	---	46	221	6,722
				September 2024	---	---	---	---	6.76	---	---	---	---	---	---	---	---
				December 2024	---	---	---	---	6.79	---	---	---	---	---	---	---	---
				March 2025	---	---	---	---	6.83	---	---	---	---	---	---	---	---
MIG (CR)				(Contract Size: 100 Securities, Physical Delivery)													
4.05	3.86	3.965	-2.58%	June 2024	3.96	3.96	3.92	3.96	3.96	---	---	---	4.25	---	3	15	103
				September 2024	---	---	---	---	4.11	---	---	---	---	---	---	---	---
				December 2024	---	---	---	---	4.13	---	---	---	---	---	---	---	---
				March 2025	---	---	---	---	4.15	---	---	---	---	---	---	---	---

Derivatives notes

Fixing prices and final open positions can be retrieved from the following path <http://www.helex.gr/el/web/guest/statistics-end-of-day-derivatives>

Underlying Asset				Derivatives Market													
Price max	Price min	Closing price	change	Delivery Month	Open price	Price max	Price min	Last price	Closing price	Last Bid	Last Ask	Fixing price*	Life high	Life low	Trades	Volume	Open Interest
MOTOR OIL (CR)																	
(Contract Size: 100 Securities, Physical Delivery)																	
27.12	26.4	26.42	-1.71%	June 2024	26.83	26.83	26.59	26.59	26.59	---	---	---	27.99	---	6	26	439
---	---	---	---	September 2024	---	---	---	---	27.12	---	---	---	---	---	---	---	---
---	---	---	---	December 2024	---	---	---	---	27.26	---	---	---	---	---	---	---	---
---	---	---	---	March 2025	---	---	---	---	27.39	---	---	---	---	---	---	---	---
MYTILINEOS (CR)																	
(Contract Size: 100 Securities, Physical Delivery)																	
36.6	35.56	35.56	-0.17%	June 2024	36.60	36.70	35.76	35.76	35.76	---	---	---	37.32	---	171	743	6,178
---	---	---	---	September 2024	---	---	---	---	35.46	---	---	---	35.46	---	---	---	110
---	---	---	---	December 2024	---	---	---	---	36.12	---	---	---	---	---	---	---	---
---	---	---	---	March 2025	---	---	---	---	36.30	---	---	---	---	---	---	---	---
NATIONAL BANK (CR)																	
(Contract Size: 100 Securities, Physical Delivery)																	
7.468	7.324	7.374	-1.02%	June 2024	7.53	7.53	7.34	7.39	7.39	---	---	---	7.55	---	114	1,169	13,510
---	---	---	---	September 2024	---	---	---	---	7.52	---	---	---	---	---	---	---	---
---	---	---	---	December 2024	---	---	---	---	7.55	---	---	---	---	---	---	---	---
---	---	---	---	March 2025	---	---	---	---	7.59	---	---	---	---	---	---	---	---
OPAP (CR)																	
(Contract Size: 100 Securities, Physical Delivery)																	
16.45	16.23	16.3	0.43%	June 2024	16.05	16.05	15.80	15.80	15.80	---	---	---	16.99	---	8	39	911
---	---	---	---	September 2024	---	---	---	---	16.38	---	---	---	---	---	---	---	---
---	---	---	---	December 2024	---	---	---	---	16.46	---	---	---	---	---	---	---	---
---	---	---	---	March 2025	---	---	---	---	16.54	---	---	---	---	---	---	---	---
OPTIMA BANK (CR)																	
(Contract Size: 100 Securities, Physical Delivery)																	
9.79	9.66	9.79	0.62%	June 2024	---	---	---	---	9.58	---	---	---	9.61	---	---	---	98
---	---	---	---	September 2024	---	---	---	---	9.82	---	---	---	---	---	---	---	---
---	---	---	---	December 2024	---	---	---	---	9.87	---	---	---	---	---	---	---	---
---	---	---	---	March 2025	---	---	---	---	9.92	---	---	---	---	---	---	---	---
OTE (CR)																	
(Contract Size: 100 Securities, Physical Delivery)																	
14.46	14.1	14.36	-0.62%	June 2024	14.50	14.55	14.15	14.34	14.34	---	---	---	14.55	---	129	866	6,110
---	---	---	---	September 2024	---	---	---	---	14.58	---	---	---	---	---	---	---	---
---	---	---	---	December 2024	---	---	---	---	14.65	---	---	---	---	---	---	---	---
---	---	---	---	March 2025	---	---	---	---	14.73	---	---	---	---	---	---	---	---
P.P.A. S.A. (CR)																	
(Contract Size: 100 Securities, Physical Delivery)																	
25.85	25	25.4	-1.74%	June 2024	25.66	25.66	25.19	25.19	25.19	---	---	---	28.71	---	3	8	131
---	---	---	---	September 2024	---	---	---	---	26.08	---	---	---	---	---	---	---	---
---	---	---	---	December 2024	---	---	---	---	26.21	---	---	---	---	---	---	---	---
---	---	---	---	March 2025	---	---	---	---	26.34	---	---	---	---	---	---	---	---

Derivatives notes

Fixing prices and final open positions can be retrieved from the following path <http://www.helex.gr/el/web/guest/statistics-end-of-day-derivatives>

Underlying Asset				Derivatives Market													
Price max	Price min	Closing price	change	Delivery Month	Open price	Price max	Price min	Last price	Closing price	Last Bid	Last Ask	Fixing price*	Life high	Life low	Trades	Volume	Open Interest
PIRAEUS FINANCIAL HOLD (CR)																	
(Contract Size: 100 Securities, Physical Delivery)																	
3.92	3.748	3.8	-3.01%	June 2024	3.94	3.96	3.77	3.81	3.81	---	---	---	4.26	---	193	2,375	66,072
				September 2024	3.89	3.89	3.89	3.89	3.89	---	---	---	4.05	---	1	4	4
				December 2024	---	---	---	---	3.97	---	---	---	---	---	---	---	---
				March 2025	---	---	---	---	3.99	---	---	---	---	---	---	---	---
PPC (CR)																	
(Contract Size: 100 Securities, Physical Delivery)																	
12.13	11.42	11.63	-3.25%	June 2024	12.15	12.25	11.50	11.67	11.67	---	---	---	12.75	---	263	1,227	29,767
				September 2024	---	---	---	---	12.13	---	---	---	---	---	---	---	---
				December 2024	---	---	---	---	12.19	---	---	---	---	---	---	---	---
				March 2025	---	---	---	---	12.25	---	---	---	---	---	---	---	---
QUEST HOLDINGS (CR)																	
(Contract Size: 100 Securities, Physical Delivery)																	
5.56	5.26	5.26	-4.02%	June 2024	5.36	5.36	5.24	5.24	5.24	---	---	---	6.29	---	11	33	186
				September 2024	---	---	---	---	5.53	---	---	---	---	---	---	---	---
				December 2024	---	---	---	---	5.56	---	---	---	---	---	---	---	---
				March 2025	---	---	---	---	5.58	---	---	---	---	---	---	---	---
TERNA ENERGY (CR)																	
(Contract Size: 100 Securities, Physical Delivery)																	
18.46	18.07	18.29	-0.60%	June 2024	18.56	18.62	18.30	18.46	18.46	---	---	---	18.62	---	238	1,416	29,795
				September 2024	---	---	---	---	18.57	---	---	---	---	---	---	---	---
				December 2024	---	---	---	---	18.66	---	---	---	---	---	---	---	---
				March 2025	---	---	---	---	18.75	---	---	---	---	---	---	---	---
TITAN CEMENT (CB)																	
(Contract Size: 100 Securities, Physical Delivery)																	
26.3	26.1	26.2	0.00%	June 2024	26.34	26.34	26.30	26.30	26.30	---	---	---	26.96	---	3	11	164
				September 2024	---	---	---	---	26.44	---	---	---	---	---	---	---	---
				December 2024	---	---	---	---	26.57	---	---	---	---	---	---	---	---
				March 2025	---	---	---	---	26.70	---	---	---	---	---	---	---	---
VIOHALCO SA/NV (CB)																	
(Contract Size: 100 Securities, Physical Delivery)																	
5.43	5.1	5.22	-3.33%	June 2024	5.45	5.45	5.13	5.26	5.26	---	---	---	6.43	---	72	480	6,333
				September 2024	---	---	---	---	5.45	---	---	---	---	---	---	---	---
				December 2024	---	---	---	---	5.48	---	---	---	---	---	---	---	---
				March 2025	---	---	---	---	5.50	---	---	---	---	---	---	---	---

Derivatives notes

Fixing prices and final open positions can be retrieved from the following path <http://www.helex.gr/el/web/guest/statistics-end-of-day-derivatives>

FTSE/Athex Large Cap

(Trade Unit: 1 Index Point x 2€ - Exercise Style: European, Cash Settlement)

Exercise Price	Call Options														Put Options																			
	April 2024							May 2024							Other Months		April 2024							May 2024							Other Months		Exercise Price	
	Open price	Price max	Price min	Last price	Closing price	Volume	Open Interest	Open price	Price max	Price min	Last price	Closing price	Volume	Open Interest	Volume	Open Interest	Open price	Price max	Price min	Last price	Closing price	Volume	Open Interest	Open price	Price max	Price min	Last price	Closing price	Volume	Open Interest	Volume	Open Interest		
2,450	-	-	-	-	-	-	-	-	-	-	-	-	-	-	-	-	-	-	-	-	-	-	-	-	-	-	-	-	-	-	-	-		2,450
2,500	-	-	-	-	-	-	-	-	-	-	-	-	-	-	-	-	-	-	-	-	-	-	-	-	-	-	-	-	-	-	-	-	2,500	
2,550	-	-	-	-	-	-	-	-	-	-	-	-	-	-	-	-	-	-	-	-	-	-	-	-	-	-	-	-	-	-	-	-	2,550	
2,600	-	-	-	-	-	-	-	-	-	-	-	-	-	-	-	-	-	-	-	-	-	-	-	-	-	-	-	-	-	-	-	-	2,600	
2,650	-	-	-	-	-	-	-	-	-	-	-	-	-	-	-	-	-	-	-	-	-	-	-	-	-	-	-	-	-	-	-	-	2,650	
2,700	-	-	-	-	-	-	-	-	-	-	-	-	-	-	-	-	-	-	-	-	-	-	-	-	-	-	-	-	-	-	-	-	2,700	
2,750	-	-	-	-	-	-	-	-	-	-	-	-	-	-	-	-	-	-	-	-	-	-	-	-	-	-	-	-	-	-	-	-	2,750	
2,800	-	-	-	-	-	-	-	-	-	-	-	-	-	-	-	-	-	-	-	-	-	-	-	-	-	-	-	-	-	-	-	-	2,800	
2,850	-	-	-	-	-	-	-	-	-	-	-	-	-	-	-	-	-	-	-	-	-	-	-	-	-	-	-	-	-	-	-	-	2,850	
2,900	-	-	-	-	-	-	-	-	-	-	-	-	-	-	-	-	-	-	-	-	-	-	-	-	-	-	-	-	-	-	-	-	2,900	
2,950	-	-	-	-	-	-	-	-	-	-	-	-	-	-	-	-	-	-	-	-	-	-	-	-	-	-	-	-	-	-	-	-	2,950	
3,000	0.00	0.00	0.00	-	438.00	-	-	-	-	-	-	-	-	-	-	-	0.00	0.00	0.00	-	0.07	-	-	-	-	-	-	-	-	-	-	-	3,000	
3,050	0.00	0.00	0.00	-	388.00	-	-	-	-	-	-	-	-	-	-	-	0.00	0.00	0.00	-	0.02	-	-	-	-	-	-	-	-	-	-	-	3,050	
3,100	0.00	0.00	0.00	-	338.00	-	-	0.00	0.00	0.00	-	331.00	-	-	-	0.00	0.00	0.00	-	0.01	-	-	0.00	0.00	0.00	-	3.20	-	-	-	-	3,100		
3,150	0.00	0.00	0.00	-	288.00	-	-	0.00	0.00	0.00	-	284.00	-	-	-	0.00	0.00	0.00	-	0.02	-	-	0.00	0.00	0.00	-	6.20	-	5	-	-	3,150		
3,200	0.00	0.00	0.00	-	238.00	-	-	0.00	0.00	0.00	-	239.00	-	-	-	0.00	0.00	0.00	-	0.13	-	-	0.00	0.00	0.00	-	11.25	-	-	-	-	3,200		
3,250	0.00	0.00	0.00	-	189.00	-	20	0.00	0.00	0.00	-	197.00	-	2	-	0.00	0.00	0.00	-	0.70	-	52	0.00	0.00	0.00	-	19.00	-	1	-	-	3,250		
3,300	0.00	0.00	0.00	-	141.00	-	23	0.00	0.00	0.00	-	158.00	-	1	-	0.00	0.00	0.00	-	2.80	-	45	0.00	0.00	0.00	-	30.25	-	-	-	-	3,300		
3,350	0.00	0.00	0.00	-	96.50	-	9	109.00	109.00	109.00	109.00	109.00	20	20	-	16.00	0.00	16.00	21.00	21.00	49	142	47.00	74.00	47.00	74.00	74.00	61	21	-	-	3,350		
3,400	45.75	45.75	45.75	45.75	45.75	2	55	0.00	0.00	0.00	-	94.00	-	39	-	15.00	45.75	13.00	27.00	27.00	25	121	61.00	97.00	60.50	95.50	95.50	60	3	-	-	3,400		
3,450	19.50	19.75	19.50	19.75	19.75	80	81	0.00	0.00	0.00	-	69.50	-	20	-	0.00	19.75	0.00	-	44.25	-	82	0.00	0.00	0.00	-	91.00	-	40	-	-	3,450		
3,500	10.50	10.50	10.50	10.50	10.50	2	7	43.00	43.00	37.50	37.50	37.50	2	1	-	0.00	10.50	0.00	-	77.00	-	41	0.00	0.00	0.00	-	121.00	-	-	-	-	3,500		
3,550	0.00	0.00	0.00	-	5.80	-	27	0.00	0.00	0.00	-	34.25	-	-	-	0.00	0.00	0.00	-	118.00	-	40	0.00	0.00	0.00	-	156.00	-	-	-	-	3,550		
3,600	0.00	0.00	0.00	-	1.90	-	5	0.00	0.00	0.00	-	23.00	-	-	-	0.00	0.00	0.00	-	164.00	-	-	0.00	0.00	0.00	-	194.00	-	-	-	-	3,600		
3,650	0.00	0.00	0.00	-	0.52	-	-	0.00	0.00	0.00	-	14.75	-	-	-	0.00	0.00	0.00	-	212.00	-	-	0.00	0.00	0.00	-	236.00	-	-	-	-	3,650		
3,700	0.00	0.00	0.00	-	0.12	-	-	0.00	0.00	0.00	-	9.30	-	-	-	0.00	0.00	0.00	-	262.00	-	-	0.00	0.00	0.00	-	280.00	-	-	-	-	3,700		
3,750	0.00	0.00	0.00	-	0.02	-	-	0.00	0.00	0.00	-	5.60	-	-	-	0.00	0.00	0.00	-	312.00	-	-	0.00	0.00	0.00	-	327.00	-	-	-	-	3,750		
Totals:						84	227						22	83	0	0							74	523							121	70	0	0
Number of Trades:						6							3		0								11								8		0	

ALPHA SERVICES HOLD (CR)

(Contract Size: 100 Securities, Exercise Style: American, Physical Delivery)

Call Options																Put Options													
Exercise Price	April 2024					Volume	Open Interest	May 2024					Volume	Open Interest	April 2024					Volume	Open Interest	May 2024					Volume	Open Interest	Exercise Price
	Open price	Price max	Price min	Last price	Closing price			Open price	Price max	Price min	Last price	Closing price			Open price	Price max	Price min	Last price	Closing price			Open price	Price max	Price min	Last price	Closing price			
0.850	-	-	-	-	-	-	-	-	-	-	-	-	-	-	-	-	-	-	-	-	-	-	-	-	-	-	0.009		
0.900	-	-	-	-	-	-	-	-	-	-	-	-	-	-	-	-	-	-	-	-	-	-	-	-	-	-	0.009		
0.950	-	-	-	-	-	-	-	-	-	-	-	-	-	-	-	-	-	-	-	-	-	-	-	-	-	-	0.010		
1.000	-	-	-	-	-	-	-	-	-	-	-	-	-	-	-	-	-	-	-	-	-	-	-	-	-	-	0.010		
1.100	0.000	0.000	0.000	0.530	-	-	0.000	0.000	0.000	0.532	-	-	0.000	0.000	0.000	0.001	-	-	0.000	0.000	0.000	0.001	-	-	0.000	0.000	0.011		
1.200	0.000	0.000	0.000	0.431	-	-	0.000	0.000	0.000	0.432	-	-	0.000	0.000	0.000	0.001	-	-	0.000	0.000	0.000	0.001	-	-	0.000	0.000	0.012		
1.300	0.000	0.000	0.000	0.331	-	-	0.000	0.000	0.000	0.334	-	-	0.000	0.000	0.000	0.002	-	-	0.000	0.000	0.000	0.001	-	-	0.000	0.000	0.013		
1.400	0.000	0.000	0.000	0.233	-	-	0.000	0.000	0.000	0.238	-	-	0.000	0.000	0.000	0.002	-	-	0.000	0.000	0.000	0.006	-	-	0.000	0.000	0.014		
1.500	0.000	0.000	0.000	0.142	-	-	0.000	0.000	0.000	0.154	-	-	0.000	0.000	0.000	0.012	-	-	0.000	0.000	0.000	0.021	-	-	0.000	0.000	0.015		
1.600	0.000	0.000	0.000	0.072	-	-	0.000	0.000	0.000	0.088	-	-	0.000	0.000	0.000	0.041	-	-	0.000	0.000	0.000	0.055	-	-	0.000	0.000	0.016		
1.700	0.000	0.000	0.000	0.029	-	-	0.000	0.000	0.000	0.044	-	-	0.000	0.000	0.000	0.098	-	-	0.000	0.000	0.000	0.111	-	-	0.000	0.000	0.017		
1.800	0.000	0.000	0.000	0.009	-	-	0.000	0.000	0.000	0.019	-	-	0.000	0.000	0.000	0.178	-	-	0.000	0.000	0.000	0.186	-	-	0.000	0.000	0.018		
1.900	0.000	0.000	0.000	0.002	-	-	0.000	0.000	0.000	0.007	-	-	0.000	0.000	0.000	0.272	-	-	0.000	0.000	0.000	0.274	-	-	0.000	0.000	0.019		
2.000	0.000	0.000	0.000	0.001	-	-	0.000	0.000	0.000	0.002	-	-	0.000	0.000	0.000	0.370	-	-	0.000	0.000	0.000	0.371	-	-	0.000	0.000	0.020		
2.200	0.000	0.000	0.000	0.001	-	-	0.000	0.000	0.000	0.001	-	-	0.000	0.000	0.000	0.570	-	-	0.000	0.000	0.000	0.570	-	-	0.000	0.000	0.022		
2.400	0.000	0.000	0.000	0.001	-	-	0.000	0.000	0.000	0.001	-	-	0.000	0.000	0.000	0.770	-	-	0.000	0.000	0.000	0.770	-	-	0.000	0.000	0.024		
2.600	0.000	0.000	0.000	0.001	-	-	0.000	0.000	0.000	0.001	-	-	0.000	0.000	0.000	0.970	-	-	0.000	0.000	0.000	0.970	-	-	0.000	0.000	0.026		
Totals:						0	0						0	0															
Number of Trades:						0							0																

NATIONAL BANK (CR)

(Contract Size: 100 Securities, Exercise Style: American, Physical Delivery)

Call Options														Put Options																			
April 2024							May 2024							Other Months		April 2024							May 2024							Other Months		Exercise Price	
Open price	Price max	Price min	Last price	Closing price	Volume	Open Interest	Open price	Price max	Price min	Last price	Closing price	Volume	Open Interest	Volume	Open Interest	Open price	Price max	Price min	Last price	Closing price	Volume	Open Interest	Open price	Price max	Price min	Last price	Closing price	Volume	Open Interest	Volume	Open Interest		
3.400					-	-						-	-									-	-						-	-			0.034
3.600					-	-						-	-									-	-						-	-			0.036
3.800					-	-						-	-									-	-						-	-			0.038
4.000					-	-						-	-									-	-						-	-			0.040
4.400					-	-						-	-									-	-						-	-			0.044
4.800	0.000	0.000	0.000		2.65	-	-	0.000	0.000	0.000		2.66	-	-	0.000	0.000	0.000		0.001	-	-	0.000	0.000	0.000		0.001	-	-	0.000	0.000	0.048		
5.200	0.000	0.000	0.000		2.25	-	-	0.000	0.000	0.000		2.26	-	-	0.000	0.000	0.000		0.001	-	-	0.000	0.000	0.000		0.001	-	-	0.000	0.000	0.052		
5.600	0.000	0.000	0.000		1.85	-	-	0.000	0.000	0.000		1.86	-	-	0.000	0.000	0.000		0.001	-	-	0.000	0.000	0.000		0.001	-	-	0.000	0.000	0.056		
6.000	0.000	0.000	0.000		1.45	-	-	0.000	0.000	0.000		1.47	-	-	0.000	0.000	0.000		0.001	-	-	0.000	0.000	0.000		0.004	-	-	0.000	0.000	0.060		
6.400	0.000	0.000	0.000		1.05	-	-	0.000	0.000	0.000		1.08	-	-	0.000	0.000	0.000		0.001	-	-	0.000	0.000	0.000		0.020	-	-	0.000	0.000	0.064		
6.800	0.000	0.000	0.000		0.655	-	-	0.000	0.000	0.000		0.734	-	-	0.000	0.000	0.000		0.002	-	-	0.000	0.000	0.000		0.071	-	-	0.000	0.000	0.068		
7.200	0.000	0.000	0.000		0.295	-	30	0.000	0.000	0.000		0.448	-	-	0.000	0.000	0.000		0.042	-	-	0.000	0.000	0.000		0.184	-	-	0.000	0.000	0.072		
7.600	0.000	0.000	0.000		0.075	-	-	0.000	0.000	0.000		0.244	-	-	0.000	0.000	0.000		0.222	-	-	0.000	0.000	0.000		0.380	-	-	0.000	0.000	0.076		
8.000	0.000	0.000	0.000		0.009	-	-	0.000	0.000	0.000		0.117	-	-	0.000	0.000	0.000		0.556	-	-	0.000	0.000	0.000		0.654	-	-	0.000	0.000	0.080		
8.400	0.000	0.000	0.000		0.001	-	-	0.000	0.000	0.000		0.049	-	-	0.000	0.000	0.000		0.950	-	-	0.000	0.000	0.000		0.987	-	-	0.000	0.000	0.084		
8.800	0.000	0.000	0.000		0.001	-	-	0.000	0.000	0.000		0.018	-	-	0.000	0.000	0.000		1.35	-	-	0.000	0.000	0.000		1.36	-	-	0.000	0.000	0.088		
9.200	0.000	0.000	0.000		0.001	-	-	0.000	0.000	0.000		0.006	-	-	0.000	0.000	0.000		1.75	-	-	0.000	0.000	0.000		1.75	-	-	0.000	0.000	0.092		
9.600	0.000	0.000	0.000		0.001	-	-	0.000	0.000	0.000		0.002	-	-	0.000	0.000	0.000		2.15	-	-	0.000	0.000	0.000		2.15	-	-	0.000	0.000	0.096		
Totals:					0	30						0	0	0	0	0	0	0	0	0	0	0	0	0	0	0	0	0	0	0	0	324	
Number of Trades:					0							0	0	0	0	0	0	0	0	0	0	0	0	0	0	0	0	0	0	0	0	0	

OPAP (CR)

(Contract Size: 100 Securities, Exercise Style: American, Physical Delivery)

Exercise Price	Call Options														Put Options														Exercise Price				
	April 2024						May 2024						Other Months		April 2024						May 2024						Other Months						
	Open price	Price max	Price min	Last price	Closing price	Volume	Open Interest	Open price	Price max	Price min	Last price	Closing price	Volume	Open Interest	Volume	Open Interest	Open price	Price max	Price min	Last price	Closing price	Volume	Open Interest	Open price	Price max	Price min	Last price	Closing price		Volume	Open Interest	Volume	Open Interest
9.600						-	-							-	-																		0.096
10.000						-	-							-	-																		0.100
11.000	0.000	0.000	0.000		5.23	-	-	0.000	0.000	0.000		5.25	-	-		0.000	0.000	0.000		0.001	-	-		0.000	0.000	0.000		0.001	-	-		0.110	
12.000	0.000	0.000	0.000		4.24	-	-	0.000	0.000	0.000		4.25	-	-		0.000	0.000	0.000		0.001	-	-		0.000	0.000	0.000		0.001	-	-		0.120	
13.000	0.000	0.000	0.000		3.24	-	-	0.000	0.000	0.000		3.26	-	-		0.000	0.000	0.000		0.001	-	-		0.000	0.000	0.000		0.001	-	-		0.130	
14.000	0.000	0.000	0.000		2.24	-	-	0.000	0.000	0.000		2.27	-	-		0.000	0.000	0.000		0.001	-	-		0.000	0.000	0.000		0.012	-	-		0.140	
15.000	0.000	0.000	0.000		1.24	-	-	0.000	0.000	0.000		1.35	-	-		0.000	0.000	0.000		0.004	-	-		0.000	0.000	0.000		0.095	-	-		0.150	
16.000	0.000	0.000	0.000		0.381	-	3	0.000	0.000	0.000		0.644	-	-		0.000	0.000	0.000		0.144	-	21		0.000	0.000	0.000		0.383	-	-		0.160	
17.000	0.000	0.000	0.000		0.034	-	1	0.000	0.000	0.000		0.228	-	-		0.000	0.000	0.000		0.799	-	70		0.000	0.000	0.000		0.969	-	-		0.170	
18.000	0.000	0.000	0.000		0.001	-	-	0.000	0.000	0.000		0.060	-	-		0.000	0.000	0.000		1.77	-	-		0.000	0.000	0.000		1.81	-	-		0.180	
19.000	0.000	0.000	0.000		0.005	-	-	0.000	0.000	0.000		0.011	-	-		0.000	0.000	0.000		2.77	-	-		0.000	0.000	0.000		2.77	-	-		0.190	
20.000	0.000	0.000	0.000		0.001	-	-	0.000	0.000	0.000		0.002	-	-		0.000	0.000	0.000		3.77	-	-		0.000	0.000	0.000		3.77	-	-		0.200	
22.000	0.000	0.000	0.000		0.001	-	-	0.000	0.000	0.000		0.001	-	-		0.000	0.000	0.000		5.77	-	-		0.000	0.000	0.000		5.77	-	-		0.220	
24.000	0.000	0.000	0.000		0.001	-	-	0.000	0.000	0.000		0.001	-	-		0.000	0.000	0.000		7.77	-	-		0.000	0.000	0.000		7.77	-	-		0.240	
Totals:						0	4					0	0	0	0						0	91						0	0	0	0		
Number of Trades:						0						0		0							0.00							0		0			

OTE (CR)

(Contract Size: 100 Securities, Exercise Style: American, Physical Delivery)

Exercise Price	Call Options													Put Options													Exercise Price						
	April 2024						May 2024						Other Months		April 2024						May 2024							Other Months					
	Open price	Price max	Price min	Last price	Closing price	Volume	Open Interest	Open price	Price max	Price min	Last price	Closing price	Volume	Open Interest	Volume	Open Interest	Open price	Price max	Price min	Last price	Closing price	Volume	Open Interest	Open price	Price max	Price min		Last price	Closing price	Volume	Open Interest	Volume	Open Interest
9.200	0.000	0.000	0.000		5.25	-	-	0.000	0.000	0.000		5.27	-	-			0.000	0.000	0.000		0.001	-	-	0.000	0.000	0.000		0.001	-	-			0.092
9.600	0.000	0.000	0.000		4.85	-	-	0.000	0.000	0.000		4.87	-	-			0.000	0.000	0.000		0.001	-	-	0.000	0.000	0.000		0.001	-	-			0.096
10.000	0.000	0.000	0.000		4.45	-	-	0.000	0.000	0.000		4.47	-	-			0.000	0.000	0.000		0.001	-	-	0.000	0.000	0.000		0.001	-	-			0.100
11.000	0.000	0.000	0.000		3.45	-	-	0.000	0.000	0.000		3.47	-	-			0.000	0.000	0.000		0.001	-	-	0.000	0.000	0.000		0.001	-	-			0.110
12.000	0.000	0.000	0.000		2.46	-	-	0.000	0.000	0.000		2.48	-	-			0.000	0.000	0.000		0.001	-	-	0.000	0.000	0.000		0.001	-	-			0.120
13.000	0.000	0.000	0.000		1.46	-	-	0.000	0.000	0.000		1.50	-	-			0.000	0.000	0.000		0.002	-	71	0.000	0.000	0.000		0.028	-	-			0.130
14.000	0.000	0.000	0.000		0.549	-	4	0.000	0.000	0.000		0.691	-	-			0.000	0.000	0.000		0.093	-	-	0.000	0.000	0.000		0.214	-	-			0.140
15.000	0.000	0.000	0.000		0.079	-	-	0.000	0.000	0.000		0.211	-	10			0.000	0.000	0.000		0.624	-	-	0.000	0.000	0.000		0.735	-	-			0.150
16.000	0.000	0.000	0.000		0.003	-	-	0.000	0.000	0.000		0.039	-	-			0.000	0.000	0.000		1.55	-	-	0.000	0.000	0.000		1.57	-	-			0.160
17.000	0.000	0.000	0.000		0.001	-	-	0.000	0.000	0.000		0.004	-	-			0.000	0.000	0.000		2.55	-	-	0.000	0.000	0.000		2.55	-	-			0.170
18.000	0.000	0.000	0.000		0.001	-	-	0.000	0.000	0.000		0.001	-	-			0.000	0.000	0.000		3.55	-	-	0.000	0.000	0.000		3.55	-	-			0.180
19.000	0.000	0.000	0.000		0.001	-	-	0.000	0.000	0.000		0.001	-	-			0.000	0.000	0.000		4.55	-	-	0.000	0.000	0.000		4.55	-	-			0.190
20.000						-	-						-	-								-	-					-	-			0.200	
22.000						-	-						-	-								-	-					-	-			0.220	
Totals:						0	4						0	10	0	0						0	71					0	5	0	0		
Number of Trades:						0							0		0							0.00						0		0			

PIRAEUS FINANCIAL HOLD (CR)

(Contract Size: 100 Securities, Exercise Style: American, Physical Delivery)

Call Options																Put Options																	
April 2024								May 2024								Other Months		April 2024					May 2024					Other Months		Exercise Price			
Open price	Price max	Price min	Last price	Closing price	Volume	Open Interest	Open price	Price max	Price min	Last price	Closing price	Volume	Open Interest	Volume	Open Interest	Open price	Price max	Price min	Last price	Closing price	Volume	Open Interest	Open price	Price max	Price min	Last price	Closing price	Volume	Open Interest		Volume	Open Interest	
1.800						-	-																										0.018
1.900						-	-																										0.019
2.000						-	-																										0.020
2.200						-	-																										0.022
2.400	0.000	0.000	0.000		1.52	-	-									0.000	0.000	0.000		0.001	-	-										0.024	
2.600	0.000	0.000	0.000		1.32	-	-									0.000	0.000	0.000		0.001	-	-										0.026	
2.800	0.000	0.000	0.000		1.12	-	-	0.000	0.000	0.000		1.13	-	-		0.000	0.000	0.000		0.001	-	-	0.000	0.000	0.000		0.001	-	-			0.028	
3.000	0.000	0.000	0.000		0.921	-	-	0.000	0.000	0.000		0.927	-	-		0.000	0.000	0.000		0.001	-	-	0.000	0.000	0.000		0.001	-	-			0.030	
3.200	0.000	0.000	0.000		0.721	-	-	0.000	0.000	0.000		0.732	-	-		0.000	0.000	0.000		0.001	-	-	0.000	0.000	0.000		0.006	-	-			0.032	
3.400	0.000	0.000	0.000		0.522	-	-	0.000	0.000	0.000		0.548	-	-		0.000	0.000	0.000		0.001	-	-	0.000	0.000	0.000		0.021	-	-			0.034	
3.600	0.000	0.000	0.000		0.331	-	-	0.000	0.000	0.000		0.384	-	-		0.000	0.000	0.000		0.009	-	-	0.000	0.000	0.000		0.056	-	-			0.036	
3.800	0.000	0.000	0.000		0.169	-	-	0.000	0.000	0.000		0.247	-	-		0.000	0.000	0.000		0.047	-	-	0.000	0.000	0.000		0.120	-	-			0.038	
4.000	0.000	0.000	0.000		0.064	-	30	0.000	0.000	0.000		0.149	-	-		0.000	0.000	0.000		0.143	-	-	0.000	0.000	0.000		0.221	-	-			0.040	
4.400	0.000	0.000	0.000		0.003	-	-	0.000	0.000	0.000		0.041	-	-		0.000	0.000	0.000		0.482	-	-	0.000	0.000	0.000		0.514	-	-			0.044	
4.800	0.000	0.000	0.000		0.002	-	-	0.000	0.000	0.000		0.008	-	-		0.000	0.000	0.000		0.880	-	-	0.000	0.000	0.000		0.883	-	-			0.048	
5.200	0.000	0.000	0.000		0.001	-	-	0.000	0.000	0.000		0.001	-	-		0.000	0.000	0.000		1.28	-	-	0.000	0.000	0.000		1.28	-	-			0.052	
5.600	0.000	0.000	0.000		0.001	-	-	0.000	0.000	0.000		0.001	-	-		0.000	0.000	0.000		1.68	-	-	0.000	0.000	0.000		1.68	-	-			0.056	
6.000	0.000	0.000	0.000		0.001	-	-	0.000	0.000	0.000		0.001	-	-		0.000	0.000	0.000		2.08	-	-	0.000	0.000	0.000		2.08	-	-			0.060	
6.400	0.000	0.000	0.000		0.001	-	-	0.000	0.000	0.000		0.001	-	-		0.000	0.000	0.000		2.48	-	-	0.000	0.000	0.000		2.48	-	-			0.064	
Totals:						0	30					0	0		0	0					0	0							0	0			
Number of Trades:						0					0		0		0						0.00							0		0			

PPC (CR)

(Contract Size: 100 Securities, Exercise Style: American, Physical Delivery)

Exercise Price	Call Options														Put Options														Exercise Price				
	April 2024							May 2024							Other Months		April 2024							May 2024							Other Months		
	Open price	Price max	Price min	Last price	Closing price	Volume	Open Interest	Open price	Price max	Price min	Last price	Closing price	Volume	Open Interest	Volume	Open Interest	Open price	Price max	Price min	Last price	Closing price	Volume	Open Interest	Open price	Price max	Price min	Last price	Closing price		Volume	Open Interest	Volume	Open Interest
6.800						-	-							-	-																		0.068
7.200						-	-							-	-																		0.072
7.600						-	-							-	-																		0.076
8.000						-	-							-	-																		0.080
8.400	0.000	0.000	0.000		3.62	-	-	0.000	0.000	0.000		3.64	-	-		0.000	0.000	0.000		0.001	-	-		0.000	0.000	0.000		0.001	-	-			0.084
8.800	0.000	0.000	0.000		3.22	-	-	0.000	0.000	0.000		3.24	-	-		0.000	0.000	0.000		0.001	-	-		0.000	0.000	0.000		0.002	-	-			0.088
9.200	0.000	0.000	0.000		2.82	-	-	0.000	0.000	0.000		2.84	-	-		0.000	0.000	0.000		0.001	-	-		0.000	0.000	0.000		0.001	-	-			0.092
9.600	0.000	0.000	0.000		2.42	-	-	0.000	0.000	0.000		2.44	-	-		0.000	0.000	0.000		0.001	-	-		0.000	0.000	0.000		0.003	-	-			0.096
10.000	0.000	0.000	0.000		2.02	-	-	0.000	0.000	0.000		2.05	-	-		0.000	0.000	0.000		0.004	-	-		0.000	0.000	0.000		0.012	-	-			0.100
11.000	0.000	0.000	0.000		1.03	-	16	0.000	0.000	0.000		1.15	-	50		0.000	0.000	0.000		0.004	-	52		0.000	0.000	0.000		0.107	-	-			0.110
12.000	0.000	0.000	0.000		0.226	-	21	0.000	0.000	0.000		0.488	-	-		0.000	0.000	0.000		0.201	-	-		0.000	0.000	0.000		0.445	-	-			0.120
13.000	0.000	0.000	0.000		0.009	-	5	0.000	0.000	0.000		0.151	-	5		0.000	0.000	0.000		0.986	-	-		0.000	0.000	0.000		1.11	-	-			0.130
14.000	0.000	0.000	0.000		0.001	-	-	0.000	0.000	0.000		0.034	-	-		0.000	0.000	0.000		1.98	-	-		0.000	0.000	0.000		2.00	-	-			0.140
15.000	0.000	0.000	0.000		0.001	-	-	0.000	0.000	0.000		0.005	-	-		0.000	0.000	0.000		2.98	-	-		0.000	0.000	0.000		2.98	-	-			0.150
16.000	0.000	0.000	0.000		0.001	-	-	0.000	0.000	0.000		0.001	-	-		0.000	0.000	0.000		3.98	-	-		0.000	0.000	0.000		3.98	-	-			0.160
17.000	0.000	0.000	0.000		0.001	-	-	0.000	0.000	0.000		0.001	-	-		0.000	0.000	0.000		4.98	-	-		0.000	0.000	0.000		4.98	-	-			0.170
18.000	0.000	0.000	0.000		0.001	-	-									0.000	0.000	0.000		5.98	-	-											0.180
Totals:						0	42						0	55	0	0							0	52						0	0	0	0
Number of Trades:						0							0		0	0							0.00							0		0	0

Lending Products	Underlying Title	Multilateral Transactions[1]					Bilateral Transactions[2]		Stock Borrowing through OTC (volume)[3]
		Open Interest[5]	Volume(Offered)	Average Weighted	Transactions volume	Average Weighted	Transactions Volume	Average Weighted	Transactions Volume
ADMIEBOR	ADMIE (IPTO) HOLDING S.A. (CR)	---	---	---	---	---	---	207,580	
AEGNBOR	AEGEAN AIRLINES (CR)	568	---	---	---	---	---	237,274	
AETFBOR	ALPHA ETF FTSE Athex Large Cap	---	---	---	---	---	---	---	
ALPHABOR	ALPHA SERVICES HOLD (CR)	---	---	---	---	---	---	61,996,965	
AIABOR	ATHENS INTL AIRPORT (CR)	---	---	---	---	---	---	120,473	
OTOELBOR	AUTOHELLAS SA (CR)	1,500	---	---	156	4.88%	---	86,402	
AVAXBOR	AVAX S.A. (CR)	---	---	---	---	---	---	---	
EEEBOR	CC HBC AG (CR)	10,649	---	---	---	---	---	44,402	
CENERBOR	CENERGY HOLDINGS (CB)	---	---	---	---	---	---	27,428	
ELLAKTORBOR	ELLAKTOR (CR)	2,681	---	---	---	---	---	79,965	
ELHABOR	ELVALHALCOR (CR)	2,284	---	---	---	---	---	65,387	
EUROBBOR	EUROBANK HOLDINGS (CR)	10,000	---	---	---	---	---	34,133,861	
EYDAPBOR	EYDAP S.A. (CR)	845	---	---	---	---	---	262,077	
FOYRKBOR	FOURLIS (CR)	230	---	---	---	---	---	13,799	
GEKTERNABOR	GEK TERNA (CR)	---	---	---	---	---	---	3,698	
SARBOR	GR. SARANTIS S.A. (CR)	1,233	---	---	---	---	---	113,174	
EXAEBOR	HELLENIC EXCHANGES-A.S.E. (CR)	---	---	---	---	---	---	152,047	
ELPEBOR	HELLENIQ ENERGY (CR)	---	---	---	---	---	---	353,170	
INTRKBOR	INTRACOM HOLDINGS (CR)	---	---	---	---	---	---	38,131	
INKATBOR	INTRAKAT (CR)	---	---	---	---	---	---	---	
BELABOR	JUMBO SA (CR)	2,748	---	---	1,900	4.88%	---	195,735	
LAMDABOR	LAMDA DEVELOPMENT SA (CR)	---	---	---	---	---	---	223,277	
MIGBOR	MIG (CR)	1,992	---	---	---	---	---	40,179	
MOHBOR	MOTOR OIL (CR)	18,705	---	---	---	---	---	405,480	
MYTILBOR	MYTILINEOS (CR)	1,362	---	---	---	---	---	167,608	
ETEBOR	NATIONAL BANK (CR)	50,000	---	---	---	---	---	13,719,756	
OPAPBOR	OPAP (CR)	10,819	---	---	---	---	---	1,795,762	
OPTIMABOR	OPTIMA BANK (CR)	9,703	---	---	200	4.88%	---	69,613	
HTOBOR	OTE (CR)	---	---	---	---	---	---	2,034,435	
PPABOR	P.P.A. S.A. (CR)	4,500	---	---	---	---	---	65,804	
TPEIRBOR	PIRAEUS FINANCIAL HOLD (CR)	10,000	---	---	45,000	5.56%	---	8,102,327	

Stock Lending Notes

[1] - Multilateral contracts Lending or Borrowing as per Methods 8-1, 8-2 and 8-3-3 (According to ATHEX BoD Resolution No.17)

[2] - Bilateral Contracts Lending or Borrowing as per Methods 8-3-1 and 8-3-2 (According to ATHEX BoD Resolution No.20)

[3] - The information concerning OTC Stock Borrowing Transactions is based on the statements of the Dematerialised Securities System (DSS) operators involved and refers to volumes that have been registered up until the previous working day.

[4] - Average Price (Volume weighted)

[5] - The Data concerning Open Interest before the start of trading session

Lending Products	Underlying Title	Open Interest[5]	Multilateral Transactions[1]				Bilateral Transactions[2]		Stock Borrowing through OTC (volume)[3]
			Volume(Offered)	Average Weighted	Transactions volume	Average Weighted	Transactions Volume	Average Weighted	Transactions Volume
PPCBOR	PPC (CR)	2,000	---	---	---	---	---	---	1,278,881
QUESTBOR	QUEST HOLDINGS (CR)	391	---	---	---	---	---	---	11,333
TENERGYBOR	TERNA ENERGY (CR)	---	---	---	---	---	---	---	343,775
TITCBOR	TITAN CEMENT (CB)	6,529	---	---	1,879	4.88%	---	---	211,139
VIOBOR	VIOHALCO SA/NV (CB)	744	---	---	---	---	---	---	---

Stock Lending Notes

[1] - Multilateral contracts Lending or Borrowing as per Methods 8-1, 8-2 and 8-3-3 (According to ATHEX BoD Resolution No.17)

[2] - Bilateral Contracts Lending or Borrowing as per Methods 8-3-1 and 8-3-2 (According to ATHEX BoD Resolution No.20)

[3] - The information concerning OTC Stock Borrowing Transactions is based on the statements of the Dematerialised Securities System (DSS) operators involved and refers to volumes that have been registered up until the previous working day.

[4] - Average Price (Volume weighted)

[5] - The Data concerning Open Interest before the start of trading session

Sectors codification for listed companies

12003-	ETF	10101010	Computer Services
10101015	Software	10102030	Computer Hardware
15101010	Telecommunications Equipment	15102015	Telecommunications Services
20101010	Health Care Facilities	20101025	Health Care Services
20102010	Medical Equipment	20103015	Pharmaceuticals
30101010	Banks	30202000	Diversified Financial Services
30202010	Asset Managers & Custodians	30202015	Investment Services
30204000	Closed End Investments	30302010	Full Line Insurance
30302015	Insurance Brokers	30302025	Property and Casualty Insurance
35101010	Real Estate Holding and Development	35101015	Real Estate Services
35102000	Diversified REITs	35102030	Office REITs
35102045	Retail REITs.	40201040	Rental & Leasing Services: Consumer
40202010	Home Construction	40202015	Household Furnishings
40202020	Household Appliance	40203040	Electronic Entertainment
40204020	Clothing & Accessories	40301010	Entertainment
40301030	Publishing	40301035	Radio & TV Broadcasters
40401010	Diversified Retailers	40401020	Apparel Retailers
40401025	Home Improvement Retailers	40401030	Specialty Retailers
40501010	Airlines	40501015	Travel & Tourism
40501020	Casinos & Gambling	40501025	Hotels & Motels
45101015	Distillers & Vintners	45101020	Soft Drinks
45102010	Farming Fishing Ranching & Plantations	45102020	Food Products
45103010	Tobacco	45201010	Food Retailers & Wholesalers
45201020	Personal Products	50101010	Construction
50101020	Building Roof/Wallboard and Plumbing	50101030	Cement
50101035	Building Materials: Other	50202010	Electrical Components
50203015	Plastics	50203030	Containers & Packaging
50204000	Machinery: Industrial	50204020	Machinery: Construction & Handling
50205010	Industrial Suppliers	50205020	Back Office Support HR & Consulting
50205030	Forms & Bulk Printing Services	50206015	Commercial Vehicles & Parts
50206030	Marine Transportation	50206060	Transportation Services
55101000	Diversified Materials	55101020	Textile Products
55102000	General Mining	55102010	Iron & Steel
55102015	Metal Fabricating	55102035	Aluminum
60101020	Oil Refining and Marketing	65101010	Alternative Electricity
65101015	Conventional Electricity	65102000	Multi-Utilities
65102030	Water		



ATHEX
Athens Stock Exchange

Λεωφ. Αθηνών 110 104 42 Αθήνα
110, Athinon Ave. GR 104 42 Athens
tel. (+30)210-33.66.800, fax (+30)210-33.66.101
www.athexgroup.gr