

24

Ημερήσιο Δελτίο
Συναλλακτικής Δραστηριότητας

Daily Official List
of Trading Activity

Thursday, 4 April, 2024

Year: 145 Trading Day No: 64



ATHEXGROUP
Athens Exchange Group

Disclaimer:

Hellenic Exchanges-Athens Stock Exchange S.A endeavours to ensure that the data and other material ("Information") presented on the Daily Official List are accurate and complete, but it is not liable for any errors or omissions of data or /and for the accuracy, credibility, updating and completeness of the aforesaid information nor it has any liability arising directly or indirectly from the use of the above Information.

The Company is not liable for the accuracy of the data included in listed companies' announcements. Only the sender of such an announcement is fully and solely liable for any infringement of third party's rights from the content of such announcement. All contents of the Daily Official List are provided only for information purposes and do not constitute investment advice or solicitation to invest in securities or other products listed for trading on the Exchange.

You acknowledge and agree that the Company is the owner of any property rights related to any Information appearing on the Daily Official List including intellectual property rights copyright, trademarks, etc.

The above data are a property of the Hellenic Exchanges-Athens Exchange and are copyright protected. Users are forbidden to reproduce, modify, copy, sale, transmit or redistribute, by all reproduction means and methods, part or the whole of the above data, without reference to their source.

The commercial exploitation of these data is, also, forbidden by third parties. Hellenic Exchanges-Athens Exchange does not carry any responsibility, direct or indirect, derived from usage or accidental alteration of the above data when used by third parties.

Hellenic Exchanges – Athens Stock Exchange S.A.

110 Athinon Ave., 10442 Athens, Tel: (210) 33.66.800, Fax: (210) 32.13.938

www.athexgroup.gr

Thessalonica Stock Exchange Center (T.S.E.C)

16-18 Katouni Str., Thessalonica 546 25 Tel: (2310) 567.667, Fax: (2310) 530.545

Athex Members Guarantee Fund

14-16 Fidiou Str., Athens 106 78, Tel: (210) 33.04.682, Fax: (210) 33.04.155

Hellenic Republic Capital Market Commission

1 Kolokotroni Str. & 1 Stadiou Str., Athens 10562 Tel: (210) 33.77.100 Fax: (210) 33.77.173

Table of Contents

Section 1: Statistical Figures of Securities, Derivatives and Lending

Summary of Markets

Athex Indices

Analytic Figures for Athex Market's Boards and Categories

Trading Details by Athex Sectors and Financial Instruments (ETFs)

Top 10 best & worst performing Shares

Derivatives Summary

Section 2: Analytic Figures of Shares Transactions

Analytic Figures of Shares Transactions

Shares' Notes

Section 3: Figures of Securities Transactions

Securities Blocks Details

Shares Rights Details

Stock Borrowing

Forced Sales Details

Forced Sales Registered Shares

Exchange Traded Funds (ETFs) Characteristics

Section 5: Bonds traded in Fixed Income Assets Market

Convertible Corporate Bonds - Regulated Market

Non Convertible Corporate Bonds - Regulated Market

Government Bonds

Treasury Bills & Zero Coupon Government Bonds

Government Bonds Traded with the Open Outcry Method

State Banks Bonds

Section 6: Additional Infos

Athex & ATHEXClear Members List

List of Stocks under Market Making operations

Section 7: Derivatives Market Analytic Figures

Index Futures

Stock Futures

Index Options

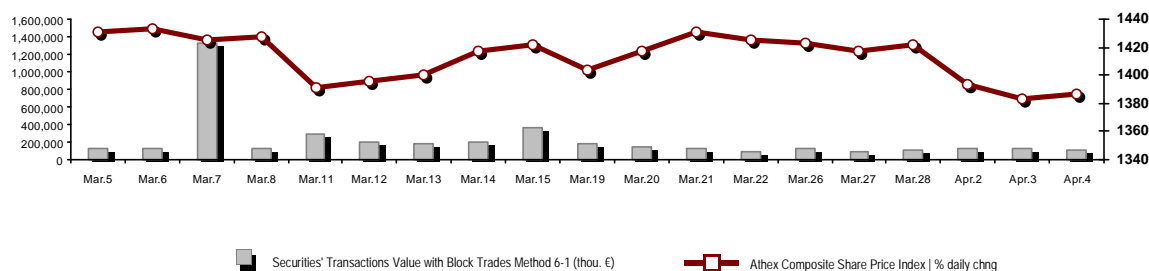
Stock Options

Stock Lending Analytic Figures

Appendix A: Sectors codification for listed companies

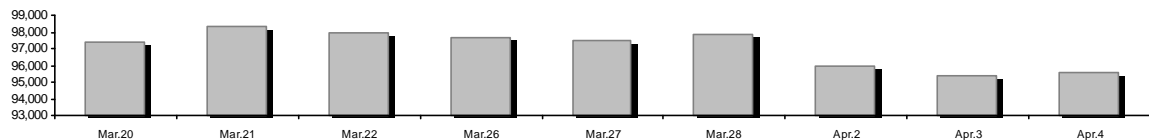
Summary of Markets

Athex Composite Share Price Index vs Shares and Derivatives Transactions Value

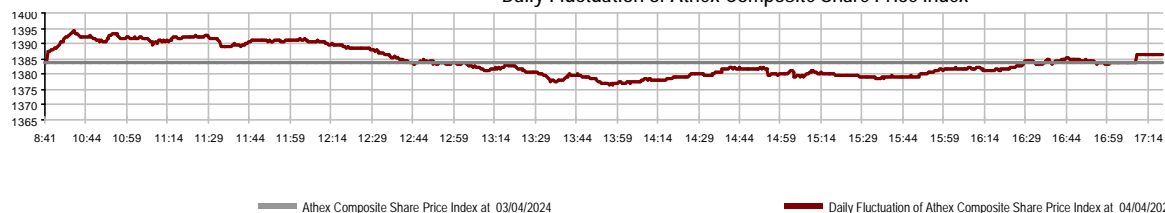


Athex Capitalisation (mill. €) **: 95,615.80	Derivatives Total Open Interest 492,444
Daily change: mill. € % 243.44 0.26%	in Index Futures % daily chng 6,093 2.56%
Yearly Avg Capitalisation: mill. € % chng prev year Avg 94,787.36 17.91%	in Stock Futures % daily chng 484,824 -3.20%
Athex Composite Share Price Index % daily chng 1,386.38 0.19%	in Index Options % daily chng 831 10.07%
Athex Composite Share Price Index Capitalisation (mill. €) 86,964.94	in Stock Options % daily chng 696 0.00%
Daily change (mill. €) 184.25	
Securities' Transactions Value with Block Trades Method 6-1 (t 117,120.41	Derivatives Contracts Volume: 19,598
Daily change: % -9,558.14 -7.55%	Daily change: pieces % -16,778 -46.12%
YtD Avg Trans. Value: thou. € % chng prev year Avg 143,156.28 30.65%	YtD Avg Derivatives Contracts % chng prev year Avg 42,002 -4.46%
Blocks Transactions Value of Method 6-1 (thou. €) 21,799.84	Derivatives Trades Number: 1,225
Blocks Transactions Value of Method 6-2 & 6-3 (thou. €) 1,077.46	Daily change: number % -844 -40.79%
Bonds Transactions Value (thou.€) 626.96	YtD Avg Trades number % chng prev year Avg 2,140 -8.20%
Securities' Transactions Volume with Block Trades Method 6-1 (tho 27,307.40	Lending Total Open Interest 111,941
Daily change: thou. pieces % -887.74 -3.15%	Daily change: pieces % 34,025 43.67%
YtD Avg Volume: % chng prev year Avg 33,497.00 -0.37%	Lending Volume (Multilateral/Bilateral) 48,962
Blocks Transactions Volume of Method 6-1 (thou. Pieces) 4,620.29	Daily change: pieces % 13,437
Blocks Transactions Volume of Method 6-2 & 6-3 (thou. Pieces) 30.06	Multilateral Lending 48,962
Bonds Transactions Volume 642,000	Bilateral Lending 0
Securities' Trades Number with Block Trades Method 6-1 38,143	Lending Trades Number: 6
Daily change: number % -7,131 -15.75%	Daily change: % -7
YtD Avg Trades number % chng prev year Avg 41,277 13.95%	Multilateral Lending Trades Number 6
Number of Blocks Method 6-1 23	Bilateral Lending Trades Number 0
Number of Blocks Method 6-2 & 6-3 2	
Number of Bonds Transactions 160	

Athex Capitalisation (mill. €) **



Daily Fluctuation of Athex Composite Share Price Index



Athex Indices

Index name	04/04/2024	03/04/2024	pts.	%	Min	Max	Year min	Year max	Year change
Athex Composite Share Price Index	1,386.38 #	1,383.69	2.69	0.19%	1,376.62	1,394.08	1,293.14	1,437.65	7.21% #
Athex Composite Index Total Return Index	2,530.39 #	2,525.48	4.91	0.19%	2,512.60	2,544.46	2,355.44	2,621.34	7.43% #
Athex ESG Index	1,566.65 #	1,563.57	3.08	0.20%	1,555.52	1,576.52	1,471.77	1,643.01	6.45% #
ATHEX Alternative Market Price Index	12,187.03 #	12,138.86	48.17	0.40%	12,093.91	12,286.95	9,352.11	13,974.15	30.31% #
FTSE/Athex Large Cap	3,335.88 #	3,328.73	7.15	0.21%	3,312.56	3,356.86	3,122.79	3,495.52	6.82% #
FTSE/Athex Mid Cap Index	2,297.63 #	2,294.07	3.56	0.16%	2,279.09	2,309.56	2,212.15	2,459.55	2.08% #
FTSE/ATHEX High Dividend Yield Index	4,050.77 #	4,035.07	15.70	0.39%	4,011.35	4,058.37	3,752.57	4,182.26	7.41% #
FTSE/Athex Market Index	796.38 #	794.72	1.66	0.21%	790.67	801.01	746.82	834.20	6.64% #
FTSE/Athex Banks	1,167.64 #	1,163.72	3.92	0.34%	1,156.84	1,176.99	1,057.67	1,269.79	9.99% #
FTSE/ATHEX TECHNOLOGY & TELECOMMUNICAT	5,259.44 €	5,268.34	-8.90	-0.17%	5,222.19	5,300.18	4,915.95	5,567.15	3.69% #
FTSE/ATHEX FINANCIAL SERVICES	5,501.69 #	5,482.43	19.26	0.35%	5,449.55	5,544.42	4,996.31	5,980.67	9.72% #
FTSE/ATHEX REAL ESTATE	4,788.55 #	4,784.61	3.94	0.08%	4,777.30	4,810.70	4,777.30	5,120.52	-3.47% €
FTSE/ATHEX CONSUMER DISCRETIONARY	5,274.15 #	5,263.12	11.03	0.21%	5,236.02	5,305.31	4,993.33	5,557.48	5.15% #
FTSE/ATHEX CONSUMER STAPLES	6,187.64 #	6,150.40	37.24	0.61%	6,137.72	6,222.56	5,069.68	6,448.78	21.60% #
FTSE/ATHEX INDUSTRIALS	5,851.31 #	5,812.12	39.19	0.67%	5,795.28	5,860.31	5,044.08	6,010.72	15.15% #
FTSE/ATHEX BASIC MATERIALS	4,756.71 €	4,814.92	-58.21	-1.21%	4,729.91	4,871.41	4,729.91	5,876.05	-2.32% €
FTSE/ATHEX ENERGY & UTILITIES	5,056.04 #	5,054.60	1.44	0.03%	5,027.95	5,106.94	4,987.63	5,361.67	1.37% #
Athex All Share Index	320.70 #	319.88	0.82	0.26%	320.70	320.70	304.60	332.01	6.19% #
Hellenic Mid & Small Cap Index	2,030.81 #	2,022.57	8.24	0.41%	2,014.84	2,038.49	1,929.00	2,092.76	5.28% #
FTSE/Athex Large Cap Total Return	5,531.74 #	5,519.88	11.86	0.21%			5,201.70	5,780.01	7.06% #
FTSE/Athex Mid Cap Total Return	3,094.25 #	3,089.46	4.79	0.16%			3,005.84	3,302.69	2.08% #
MSCI GREECE REBASED	5,283.41 #	5,275.86	7.55	0.14%	5,248.02	5,326.72	4,984.69	5,636.99	5.99% #
Hellenic Corporate Bond Index	131.36 #	131.34	0.02	0.02%			129.54	131.50	1.33% #
Hellenic Corporate Bond Price Index	91.19 #	91.18	0.01	0.01%			90.52	91.26	0.60% #

Note 1: FTSE/Med 100, Hellenic Corporate Bond Price Index and Hellenic Corporate Bond Index closing prices refer to the previous trading day of 02/04/2024.

Note 2: The Hellenic Mid & Small Cap Index is a Customized index calculated by the Athens Exchange.

Analytic Figures for Athex Market's Boards and Categories

	Total Traded Securities	Main Market	Surveillance	Exchange Traded Funds (ETFs)
Totals	125	115	9	1
Gain / Lose / Same:	61 / 46 / 18	58 / 42 / 15	3 / 3 / 3	0 / 1 / 0
Athex Capitalisation (mill. €) **	95,615.80	95,529.00	86.80	
Daily Average Trans/ons Value(thou.€)	143,156.28	142,911.15	52.34	315.37
Transactions Value	118,197.87	117,153.80	12.01	1,032.06
Main Board:	95,320.58	94,276.51	12.01	1,032.06
Blocks Board 6_2_3:	22,877.29	22,877.29	0.00	0.00
Forced Sales Board:	0.00	0.00	0.00	0.00
Special Terms Board:	0.00	0.00	0.00	0.00
Daily Average Transactions Volume	33,497,004	33,275,807	236,744	9,291
Transactions Volume	27,337,457	27,264,004	42,700	30,753
Main Board:	22,687,110	22,613,657	42,700	30,753
Blocks Board 6_2_3:	4,650,347	4,650,347	0	0
Forced Sales Board:	0	0	0	0
Special Terms Board:	0	0	0	0
Daily Average Number of Trades	41,277	41,131	82	65
Number of Trades	38,145	38,031	46	68
Main Board:	38,120	38,006	46	68
Blocks Board 6_2_3:	25	25	0	0
Forced Sales Board:	0	0	0	0
Special Terms Board:	0	0	0	0

Trading Details by Athex Sectors and Financial Instruments (ETFs)

Code	Sectors	Gain / Lose / Same	Number of Trades	Transactions Volume	Transactions Value	% of Total Trans. Value
3010	- Banks	5 / 2 / 0	13,582	19,788,006	58,868,350.91	49.80%
5510	- Basic Resources	7 / 6 / 2	1,279	397,485	1,294,116.61	1.09%
5010	- Construction & Materials	8 / 3 / 3	2,670	845,322	4,809,262.19	4.07%
4020	- Consumer Products & Services	3 / 1 / 2	711	566,534	2,005,149.66	1.70%
6010	- Energy	1 / 3 / 0	2,031	270,771	3,655,584.07	3.09%
12000	- Financial Instruments	0 / 1 / 0	68	30,753	1,032,060.74	0.87%
3020	- Financial Services	4 / 0 / 1	801	163,878	845,338.95	0.72%
4510	- Food Beverage & Tobacco	2 / 2 / 2	398	98,377	979,596.10	0.83%
2010	- Health Care	1 / 1 / 1	181	76,580	78,074.38	0.07%
5020	- Industrial Goods & Services	6 / 8 / 3	1,533	514,960	3,417,025.46	2.89%
3030	- Insurance	1 / 0 / 0	46	3,645	17,780.74	0.02%
4030	- Media	0 / 0 / 1	1	3	1.53	0.00%
4520	- Personal Care, Drug & Grocery Stores	2 / 0 / 0	282	80,908	346,712.19	0.29%
3510	- Real Estate	6 / 6 / 0	939	402,594	1,392,245.88	1.18%
4040	- Retail	1 / 4 / 1	1,588	301,767	3,899,845.26	3.30%
1010	- Technology	6 / 5 / 0	2,717	1,275,714	3,013,002.47	2.55%
1510	- Telecommunications	1 / 1 / 0	1,325	309,214	4,224,722.78	3.57%
4050	- Travel & Leisure	4 / 1 / 1	2,899	1,003,794	7,105,426.36	6.01%
6510	- Utilities	3 / 2 / 1	5,094	1,207,152	21,213,574.61	17.95%

Top 10 best & worst performing Shares

Main Market

With positive Price change	Closing price	change	With negative Price change	Closing price	change
REDS S.A. (CR)	2.56	7.56% #	INTERCONTINENTAL (CR)	4.32	-4.43% ☹
PAPOUTSANIS (CR)	2.59	6.58% #	ELVALHALCOR (CR)	1.87	-2.30% ☹
CPI SA (CR)	0.928	5.94% #	EPSILON NET (CR)	9.2	-2.13% ☹
AUTOHELLAS SA (CR)	13.9	5.30% #	MOTODYNAMICS S.A. (CR)	3	-1.96% ☹
KIRIAKOULIS SHIPPING SA (CR)	1.615	4.87% #	AVAX S.A. (CR)	1.472	-1.87% ☹
KLOUKINAS - LAPPAS SA (CR)	1.55	3.33% #	LOULIS FOOD (CR)	2.72	-1.81% ☹
ELLAKTOR (CR)	2.52	2.86% #	ORILINA PROPERTIES REIC (CR)	0.86	-1.71% ☹
ALPHA REAL ESTATE (CR)	7.86	2.61% #	ELINOIL S.A. (CR)	2.5	-1.58% ☹
INTERWOOD-XYLEMPORIA (CR)	0.328	2.50% #	THRACE PLASTICS SA (CR)	3.96	-1.49% ☹
FOURLIS (CR)	4.1	2.12% #	TRADE ESTATES REIC (CR)	1.64	-1.44% ☹
With the highest Transactions Value	Value (thou. €)	change	With the highest Transactions Volume	Volume	change
NATIONAL BANK (CR)	19,501.37	-0.03% ☹	ALPHA SERVICES HOLD (CR)	7,070,349	0.67% #
PIRAEUS FINANCIAL HOLD (CR)	18,537.27	-0.46% ☹	PIRAEUS FINANCIAL HOLD (CR)	4,980,158	-0.46% ☹
MYTILINEOS (CR)	11,594.55	-0.35% ☹	EUROBANK HOLDINGS (CR)	4,856,528	1.21% #
ALPHA SERVICES HOLD (CR)	11,157.31	0.67% #	NATIONAL BANK (CR)	2,769,490	-0.03% ☹
EUROBANK HOLDINGS (CR)	8,689.27	1.21% #	QUALITY & RELIABILITY SA (CR)	517,033	1.42% #
PPC (CR)	4,853.24	1.33% #	INTRALOT (CR)	504,287	-1.06% ☹
OPAP (CR)	4,372.94	0.43% #	PPC (CR)	424,808	1.33% #
TERNA ENERGY (CR)	4,243.76	0.00% -	CENTRIC HOLDINGS (CR)	417,771	0.00% -
OTE (CR)	4,206.14	-0.29% ☹	CPI SA (CR)	407,370	5.94% #
JUMBO SA (CR)	3,188.96	-0.76% ☹	MYTILINEOS (CR)	338,444	-0.35% ☹

Note: Stocks that are not included in the "Under Supervision" category, and the transactions value is more than 10,000 €.

Derivatives Summary

	Number of Trades	Volume	Open Interest
Index Futures	170	913	6,093
FTSE/Athex Banks	0	0	1,212
FTSE/Athex Large Cap	170	913	4,831
MSCI GREECE REBASED	0	0	50
Stock Futures	1,046	18,637	484,824
ADMIE (IPTO) HOLDING S.A. (CR)	22	151	27,484
AEGEAN AIRLINES (CR)	22	215	5,226
ALPHA SERVICES HOLD (CR)	143	9,041	182,975
ATHENS INTL AIRPORT (CR)	3	20	681
AUTOHELLAS SA (CR)	3	13	236
AVAX S.A. (CR)	10	34	812
CC HBC AG (CR)	2	4	84
CENERGY HOLDINGS (CB)	4	8	4,875
ELLAKTOR (CR)	45	251	5,102
ELVALHALCOR (CR)	22	103	4,096
EUROBANK HOLDINGS (CR)	90	4,225	40,347
EYDAP S.A. (CR)	1	3	4,317
FOURLIS (CR)	2	17	1,089
GEK TERNA (CR)	51	233	16,062
HELLENIC EXCHANGES-A.S.E. (CR)	40	183	8,339
HELLENIQ ENERGY (CR)	10	48	5,634
INTRACOM HOLDINGS (CR)	25	252	7,701
INTRAKAT (CR)	18	84	2,147
JUMBO SA (CR)	1	1	459
LAMDA DEVELOPMENT SA (CR)	8	37	6,004
MIG (CR)	9	40	95
MOTOR OIL (CR)	14	53	362
MYTILINEOS (CR)	84	189	4,590
NATIONAL BANK (CR)	65	367	14,361
OPAP (CR)	0	0	874
OPTIMA BANK (CR)	3	6	74
OTE (CR)	1	15	6,575
P.P.A. S.A. (CR)	0	0	135
PIRAEUS FINANCIAL HOLD (CR)	160	2,292	69,778
PPC (CR)	81	269	29,661
QUEST HOLDINGS (CR)	2	6	186
TERNA ENERGY (CR)	66	406	28,896
TITAN CEMENT (CB)	11	20	162
VIOHALCO SA/NV (CB)	28	51	5,405
Index Options	9	48	831
FTSE/Athex Large Cap	9	48	831
Stock Options	0	0	696
ALPHA SERVICES HOLD (CR)	0	0	0
NATIONAL BANK (CR)	0	0	354
OPAP (CR)	0	0	92
OTE (CR)	0	0	71
PIRAEUS FINANCIAL HOLD (CR)	0	0	30
PPC (CR)	0	0	149
Total Derivatives Traded	1,225	19,598	492,444

Shares' Notes

Code	Note text
()	- Adjusted dividends.
*	- Last adjusted closing price.
[1]	- Net dividends.
[2]	- The "Date of Last Coupon" for New listings refers to the date company's stocks started to trade in Athex
[3]	- The Company Market Value is referred to the number of outstanding shares
[4]	- Sectors codification can be found in Appendix A
[5]	- The Market Value refers to the total number of shares listed (including their several classes) in the exchange by the company.
[6]	- P/E greater than 100
[7]	- Last view of the Order Book before the end of the trading session
[8]	- All Blocks Methods' Transactions Value are included.
4750	- Transfer to the Under Surveillance Category from 8/4/2011.
4955	- Transfer to the Surveillance Category as from 5/4/2013.
5093	- Transfer to the Surveillance Category as of 8/4/2015.
5141	- Transfer to the Surveillance Category as of 10/05/2017.
5160	- Transfer to the Surveillance Category as of 15/04/2016.
5165	- Transfer to the Surveillance Category as of 15/02/2018.
5193	- Transfer to the Surveillance Category as of 25/10/2018.
5197	- Transfer to the Surveillance Category as of 07/11/2018.
5232	- Transfer to the Under Surveillance Category from 08/04/2011.
5233	- Suspension of trading as of 13/05/2020.
5248	- Transfer to the Surveillance Category as of 06/09/20116.
5253	- Transfer to the Surveillance Category as of 14/5/2021.
5275	- Transfer to the Surveillance Category as of 09/07/2020.
5277	- Suspension of trading as of 02/05/2023.
5278	- Suspension of trading as of 03/05/2023.

Securities Blocks Details

Securities	Block Volume	Price	Block Trade Value	Time of approval	Note
PIRAEUS FINANCIAL HOLD (CR)	500,000	3.76	1,877,500.00	11:05:27	20
TITAN CEMENT (CB)	20,000	26.10	522,000.00	11:13:11	20
PPC (CR)	50,000	11.49	574,500.00	11:17:04	20
PIRAEUS FINANCIAL HOLD (CR)	200,000	3.75	749,600.00	11:17:08	20
EUROBANK HOLDINGS (CR)	200,000	1.79	358,000.00	11:17:45	20
NATIONAL BANK (CR)	75,000	7.09	532,050.00	11:29:47	20
MYTILINEOS (CR)	30,014	35.85	1,075,914.86	11:30:49	14
EUROBANK HOLDINGS (CR)	500,000	1.79	896,500.00	11:31:12	20
ATHENS INTL AIRPORT (CR)	16,606	8.49	140,918.52	11:32:54	20
ALPHA SERVICES HOLD (CR)	367,644	1.59	585,840.71	11:35:37	20
TERNA ENERGY (CR)	29,573	18.15	536,749.95	11:49:10	20
AUTOHELLAS SA (CR)	50,000	13.40	670,000.00	12:01:30	20
ATHENS INTL AIRPORT (CR)	100,000	8.50	850,000.00	12:12:44	20
NATIONAL BANK (CR)	541,228	7.01	3,796,173.19	12:40:46	20
PIRAEUS FINANCIAL HOLD (CR)	175,000	3.74	654,850.00	12:46:11	20
OPTIMA BANK (CR)	30,000	8.52	255,600.00	13:28:14	20
MYTILINEOS (CR)	43	35.86	1,541.98	13:37:16	14
PPC (CR)	26,500	11.41	302,365.00	13:41:41	20
NATIONAL BANK (CR)	80,000	7.00	560,000.00	14:14:27	20
TERNA ENERGY (CR)	50,000	18.26	913,000.00	16:28:48	20
NATIONAL BANK (CR)	500,000	7.05	3,527,000.00	16:30:04	20
NATIONAL BANK (CR)	129,640	7.06	915,776.96	16:31:36	20
PIRAEUS FINANCIAL HOLD (CR)	300,000	3.71	1,113,300.00	16:31:58	20
ALPHA SERVICES HOLD (CR)	605,411	1.57	951,706.09	16:57:59	20
NATIONAL BANK (CR)	73,688	7.01	516,405.50	16:58:51	20

Blocks Notes

9 - Method 6-1 / Special Fees

10 - Method 6-1 / Special Fees, SDS

14 - Method 6-3 / Settlement, Incomplete Buy and Sell

18 - Method 6-2 / SPOT 1

19 - Method 6-2 / SPOT 2

20 - Method 6-1 and Method 6-1 Same Day Settlement

21 - Other Pre-agreed

Shares Rights Details

Occured date	Exercise from	Exercise until	Trading until	Rights	Price min	Price max	Closing price	Last Bid	Last Ask	Volume	Trades	Transactions Value
--------------	---------------	----------------	---------------	--------	-----------	-----------	---------------	----------	----------	--------	--------	--------------------

No Rights Transactions.

Forced Sales Details

Securities	Category of Security	Transactions Volume	Number of Trades	Transactions Value	Note
------------	----------------------	------------------------	---------------------	-----------------------	------

No Forced Transactions.

Forced Sales Notes

- 1 - Compulsory Public Forced Sales
- 2 - Forced Sales of Fixed Registered Shares
- 3 - Forced Sales of Remaining Fractional Shares

Exchange Traded Funds (ETFs) Characteristics

	Transactions Date (T)	Creation / Redemption	Units (T-1)	New Units (T-1)	Redemption Units (T-1)	Units (T) [1]	Fund Assets [2]	Net Unit Price	Dividend per Unit	Dividend Date
ALPHA ETF FTSE Athex Large Cap	04/04/2024	5,000	934,675	---	---	934,675	31,388,490.00	33.5822	0.62	03/07/2023

ETFs Notes

[1] - Units (T) = Units (T-1) + New Units (T-1) - Redemption Units (T-1)

[2] - The Creation / Redemption Units of T-1 are included.

Non Convertible Corporate Bonds - Regulated Market

Num Listed Bonds	Nominal price	Issue price	Today's Rate	Exp. Date	Duration (years)	Note	Coupon		Trading Unit	Corporate Bonds	Accrued Int.	Yield.T.Mat	Price min	Price max	Closing price	Previous closing price/date	Volume	Transactions Value	Last order		ear min	Year max		
							Common	Preferred											Price	Buy / Sell			Date	
130,000	1,000.00	1,000.00	6.00	27/02/2029	5	---	1	---	1	INTRALOT S.A. (Non Convertible)	6.8333	5.5490	101.0000	101.9000	101.6260	100.6600	03/04/2024	140,000	143,233.07	100.6500	B	34/04/2024	99.6000	101.9000
320,000	1,000.00	1,000.00	3.40	21/07/2027	7	---	8	---	1	LAMDA DEVELOPMENT S.A. (Non Convertible)	7.2722	4.5460	94.1600	94.9900	94.9900	94.1510	03/04/2024	13,000	12,401.23	94.0000	B	34/04/2024	92.0000	96.6083
200,000	1,000.00	1,000.00	2.10	27/10/2027	7	---	7	---	1	O.P.A.P. S.A. (Non Convertible)	9.5667	3.7590	93.4000	93.9000	93.8450	93.4000	03/04/2024	28,000	26,524.86	93.7900	B	34/04/2024	90.5800	94.5034
200,000	1,000.00	1,000.00	1.90	23/03/2028	7	---	7	---	1	MOTOR OIL CORINTH REFINERIES SA (Non Convertible)	0.6861	3.9440	92.0400	92.1000	92.1000	92.1680	03/04/2024	16,000	14,739.18	92.0500	B	34/04/2024	90.5000	92.7000
100,000	1,000.00	1,000.00	2.95	11/02/2027	5	---	5	---	1	SAFE BULKERS PARTICIPATIONS PLC (Non Convertible)	4.5889	5.0000	93.9999	94.0000	94.0000	94.0000	03/04/2024	6,000	5,667.53	93.6000	B	34/04/2024	93.3364	97.0000
230,000	1,000.00	1,000.00	4.70	12/07/2029	7	---	4	---	1	LAMDA DEVELOPMENT S.A. (Non convertible)	11.3583	4.4080	99.0100	99.6900	99.6900	99.2090	03/04/2024	11,000	11,056.84	99.0100	B	34/04/2024	98.3500	101.2000
100,000	1,000.00	1,000.00	4.40	26/07/2029	7	---	4	---	1	CPLP SHIPPING HOLDINGS PLC (Non Convertible)	8.9222	4.6970	97.2001	97.2001	97.2001	97.3500	03/04/2024	1,000	980.92	97.2021	B	34/04/2024	95.0948	100.2438
199,375	1,000.00	1,000.00	3.60	12/03/2026	7	---	11	---	1	AEGEAN AIRLINES S.A. (Non Convertible)	2.7000	3.6450	98.5000	98.7900	98.6813	98.7620	03/04/2024	48,000	47,496.60	98.4900	B	34/04/2024	96.7110	99.3000
150,000	1,000.00	1,000.00	2.60	22/10/2026	7	---	9	---	1	TERNA ENERGY FINANCE S.A. (Non Convertible)	12.1333	4.6980	93.8000	94.0000	93.8888	93.8000	03/04/2024	16,000	15,216.33	93.8500	B	34/04/2024	92.8293	95.5999
500,000	1,000.00	1,000.00	2.75	03/07/2027	7	---	8	---	1	GEK TERNA S.A. (Non Convertible)	7.3333	4.6320	93.0000	93.3900	93.2400	93.2400	03/04/2024	26,000	24,410.77	93.1000	B	34/04/2024	91.6000	94.0000
200,000	1,000.00	1,000.00	4.25	23/01/2029	5	---	1	---	1	AUTOHELLAS S.A. (Non Convertible)	8.9722	4.1410	100.1200	100.3000	100.3000	100.1000	03/04/2024	4,000	4,044.29	100.1200	B	34/04/2024	97.5000	101.0000
175,000	1,000.00	1,000.00	3.40	26/07/2024	5	---	10	---	1	ATTICA HOLDINGS S.A. (Non Convertible)	6.8944	5.1550	---	---	---	99.2000	03/04/2024	---	---	99.2000	B	34/04/2024	98.5000	99.5000
100,000	1,000.00	1,000.00	2.70	25/05/2026	5	---	6	---	1	COSTAMARE PARTICIPATIONS PLC (Non Convertible)	9.9750	4.4150	95.9200	95.9200	95.9200	96.1500	03/04/2024	1,000	969.18	95.9000	B	34/04/2024	92.6789	97.0000
300,000	1,000.00	1,000.00	2.30	20/07/2028	7	---	6	---	1	PRODEA REIC S.A.(Non Convertible)	4.9194	5.0620	89.0001	89.6010	89.0001	89.5460	03/04/2024	10,000	8,996.13	88.7501	B	34/04/2024	86.1234	92.3500
150,000	1,000.00	1,000.00	2.65	22/10/2026	5	---	5	---	1	CPLP SHIPPING HOLDINGS PLC (Non Convertible)	12.3667	5.0490	93.7500	93.7600	93.7525	93.8630	03/04/2024	12,000	11,398.70	93.7600	B	34/04/2024	93.0000	95.0000
250,000	1,000.00	1,000.00	2.45	16/11/2028	7	---	5	---	1	ELVALHALCOR S.A. (Non Convertible)	9.8000	4.4560	90.5501	91.2000	91.2000	90.6000	03/04/2024	37,000	34,044.10	91.0000	B	34/04/2024	88.4206	93.3000
120,000	1,000.00	1,000.00	2.65	06/12/2028	7	---	5	---	1	NOVAL PROPERTY REIC (Non Convertible)	9.1278	4.6760	90.5000	91.2499	91.0000	90.8690	03/04/2024	37,000	33,905.23	90.4000	B	34/04/2024	88.5000	93.1999
300,000	1,000.00	1,000.00	2.30	14/12/2028	7	---	5	---	1	GEK TERNA S.A. (Non Convertible)	7.4111	4.5930	90.0000	90.5000	90.0719	88.9000	03/04/2024	48,000	43,590.24	89.0010	B	34/04/2024	85.0000	90.5000

Corporate Bonds Notes

Transactions Volume = (Pieces) * (Nominal Price). Transactions Value = (Pieces) * (Nominal Price) * (price %) + (Accrued interest).

The price of a Bond is stated as a percentage (%) of Bond's Nominal Price.

Nominal Price in Euros (€), except if it is noted differently.

Non Convertible Corporate Bonds - Regulated Market

Num Listed Bonds	Nominal price	Issue price	Today's Rate	Exp. Date	Duration (years)	Note	Coupon		Trading Unit	Corporate Bonds	Accrued Int.	Yield.T.Mat	Price min	Price max	Closing price	Previous closing price/date	Volume	Transactions Value	Last order		ear min	Year max		
							Common	Preferred											Price	Buy / Sell			Date	
100,000	1,000.00	1,000.00	2.80	25/01/2027	5	---	5	---	1	PREMIA S.A. (Non Convertible)	5.7556	4.6960	---	---	---	94.5000	26/03/2024	---	---	92.5029	B	34/04/2024	90.9974	97.8048
500,000	1,000.00	1,000.00	4.00	10/07/2030	7	---	2	---	1	MYTILINEOS S.A. (Non Convertible)	9.8889	4.0760	99.0000	99.2900	99.0001	99.1930	03/04/2024	145,000	145,119.88	99.0000	B	34/04/2024	98.4200	100.6000
120,000	1,000.00	1,000.00	3.95	04/04/2025	7	---	13	---	1	GEK TERNA S.A. (Non Convertible)	0.4389	3.8280	99.2200	99.2202	99.2201	99.2760	02/04/2024	31,000	30,771.83	99.2600	B	34/04/2024	98.6000	99.8000
100,000	1,000.00	1,000.00	5.50	15/12/2028	5	---	1	---	1	IDEAL HOLDINGS S.A. (Non Convertible)	17.5694	5.0120	101.2148	101.9015	101.5510	103.1420	03/04/2024	12,000	12,396.96	102.0000	B	34/04/2024	100.6502	103.9490

Corporate Bonds Notes

Transactions Volume = (Pieces) * (Nominal Price). Transactions Value = (Pieces) * (Nominal Price) * (price %) + (Accrued interest).

The price of a Bond is stated as a percentage (%) of Bond's Nominal Price.

Nominal Price in Euros (€), except if it is noted differently.

Government Bonds

Number Listed Bonds	Nominal price	Today's Rate	Accrued Interest Calc	Exp. Date [1]	Duration (years)	Note	Coupons Date	Curr. coupon value	Trading Unit	Government Bonds	Price min	Price max	Closing price	Previous closing price/date	Volume	Transactions Value	Price	Last order Buy / Sell	Date
4,500,000	1,000.00	1.88	Actual/Actual	04/02/2035	15	---	04/02	1.88	1	GGB-FXD-040235-15Y-1.875-1.000	---	---	---	---	---	---	---	---	---
6,000,000	1,000.00	0.75	Actual/Actual	18/06/2031	10	---	18/06	0.75	1	GGB-FXD-180631-10Y-0.750-1.000	---	---	---	---	---	---	---	---	---
3,600,000	1,000.00	3.88	Actual/Actual	15/06/2028	5	---	15/06	3.88	1	GGB-FXD-150628-05Y-3.875-1.000	---	---	---	---	---	---	---	---	---
5,962,747,327	1.00	3.75	Actual/Actual	30/01/2028	10	---	/02 - 01/02 - 31/	3.75	1	GGB-FXD-300128-10Y-3.750-1.000	---	---	---	85.4610 13/07/2018	---	---	1.0000	B	28/11/2018
7,067,309,386	1.00	3.90	Actual/Actual	30/01/2033	15	---	/02 - 01/02 - 31/	3.90	1	GGB-FXD-300133-15Y-3.900-1.000	---	---	---	78.6730 13/07/2018	---	---	1.0000	B	28/11/2018
5,622,848,349	1.00	4.00	Actual/Actual	30/01/2037	19	---	/02 - 01/02 - 31/	4.00	1	GGB-FXD-300137-19Y-4.000-1.000	---	---	---	77.0370 13/07/2018	---	---	1.0000	B	28/11/2018
5,476,770,669	1.00	4.20	Actual/Actual	30/01/2042	24	---	/02 - 01/02 - 31/	4.20	1	GGB-FXD-300142-24Y-4.200-1.000	---	---	---	77.7640 13/07/2018	---	---	1.0000	B	28/11/2018
4,000,000	1,000.00	3.38	Actual/Actual	15/06/2034	10	---	15/06	3.38	1	GGB-FXD-150634-10Y-3.375-1.000	---	---	---	---	---	---	---	---	---
40,248,141	1.00	4.30	Actual/Actual	24/02/2025	13	---	24/02	4.30	1	GGB-FXD-240225-13Y-2.000-1.000	---	---	---	10.0000 22/06/2015	---	---	---	---	---
59,586,043	1.00	4.30	Actual/Actual	24/02/2026	14	---	24/02	4.30	1	GGB-FXD-240226-14Y-2.000-1.000	---	---	---	10.0000 22/06/2015	---	---	---	---	---
41,118,344	1.00	4.30	Actual/Actual	24/02/2027	15	---	24/02	4.30	1	GGB-FXD-240227-15Y-2.000-1.000	---	---	---	10.0000 22/06/2015	---	---	---	---	---
45,137,734	1.00	4.30	Actual/Actual	24/02/2028	16	---	24/02	4.30	1	GGB-FXD-240228-16Y-2.000-1.000	---	---	---	10.0000 22/06/2015	---	---	---	---	---
61,768,888	1.00	4.30	Actual/Actual	24/02/2029	17	---	24/02	4.30	1	GGB-FXD-240229-17Y-2.000-1.000	---	---	---	10.0000 22/06/2015	---	---	---	---	---
54,567,744	1.00	4.30	Actual/Actual	24/02/2030	18	---	24/02	4.30	1	GGB-FXD-240230-18Y-2.000-1.000	---	---	---	10.0000 22/06/2015	---	---	---	---	---
37,541,515	1.00	4.30	Actual/Actual	24/02/2031	19	---	24/02	4.30	1	GGB-FXD-240231-19Y-2.000-1.000	---	---	---	10.0000 22/06/2015	---	---	---	---	---
37,558,317	1.00	4.30	Actual/Actual	24/02/2032	20	---	24/02	4.30	1	GGB-FXD-240232-20Y-2.000-1.000	---	---	---	10.0000 22/06/2015	---	---	---	---	---
37,473,732	1.00	4.30	Actual/Actual	24/02/2033	21	---	24/02	4.30	1	GGB-FXD-240233-21Y-2.000-1.000	---	---	---	10.0000 22/06/2015	---	---	---	---	---
33,888,293	1.00	4.30	Actual/Actual	24/02/2034	22	---	24/02	4.30	1	GGB-FXD-240234-22Y-2.000-1.000	---	---	---	10.0000 22/06/2015	---	---	---	---	---
35,177,800	1.00	4.30	Actual/Actual	24/02/2035	23	---	24/02	4.30	1	GGB-FXD-240235-23Y-2.000-1.000	---	---	---	10.0000 22/06/2015	---	---	---	---	---
35,547,268	1.00	4.30	Actual/Actual	24/02/2036	24	---	24/02	4.30	1	GGB-FXD-240236-24Y-2.000-1.000	---	---	---	10.0000 22/06/2015	---	---	---	---	---
40,246,306	1.00	4.30	Actual/Actual	24/02/2037	25	---	24/02	4.30	1	GGB-FXD-240237-25Y-2.000-1.000	---	---	---	10.0000 22/06/2015	---	---	---	---	---
37,643,952	1.00	4.30	Actual/Actual	24/02/2038	26	---	24/02	4.30	1	GGB-FXD-240238-26Y-2.000-1.000	---	---	---	10.0000 22/06/2015	---	---	---	---	---
36,977,100	1.00	4.30	Actual/Actual	24/02/2039	27	---	24/02	4.30	1	GGB-FXD-240239-27Y-2.000-1.000	---	---	---	10.0000 22/06/2015	---	---	---	---	---
41,615,000	1.00	4.30	Actual/Actual	24/02/2040	28	---	24/02	4.30	1	GGB-FXD-240240-28Y-2.000-1.000	---	---	---	10.0000 22/06/2015	---	---	---	---	---
42,227,208	1.00	4.30	Actual/Actual	24/02/2041	29	---	24/02	4.30	1	GGB-FXD-240241-29Y-2.000-1.000	---	---	---	10.0000 22/06/2015	---	---	---	---	---
68,288,487	1.00	4.30	Actual/Actual	24/02/2042	30	---	24/02	4.30	1	GGB-FXD-240242-30Y-2.000-1.000	---	---	---	10.0000 22/06/2015	---	---	---	---	---
4,000,000	1,000.00	3.88	Actual/Actual	12/03/2029	10	---	12/03	3.88	1	GGB-FXD-120329-10Y-3.875-1.000	---	---	---	---	---	---	100.0000	B	15/10/2019
4,500,000	1,000.00	0.00	Actual/Actual	12/02/2026	5	---	12/02	0.00	1	GGB-FXD-120226-05Y-0.000-1.000	---	---	---	---	---	---	---	---	---
2,209,163	1,000.00	3.38	Actual/Actual	15/02/2025	7	---	15/02	3.38	1	GGB-FXD-150225-07Y-3.375-1.000	---	---	---	---	---	---	---	---	---
964,000	1,000.00	3.25	Actual/Actual	20/03/2025	6	---	20/03	3.25	1	GGB-FXD-200325-06Y-3.250-1.000	---	---	---	---	---	---	---	---	---
2,100,000	1,000.00	3.55	Actual/Actual	20/03/2026	7	---	20/03	3.55	1	GGB-FXD-200326-07Y-3.550-1.000	---	---	---	---	---	---	---	---	---
5,500,000	1,000.00	1.50	Actual/Actual	18/06/2030	10	---	18/06	1.50	1	GGB-FXD-180630-10Y-1.500-1.000	---	---	---	---	---	---	---	---	---
3,500,000	1,000.00	4.38	Actual/Actual	18/07/2038	15	---	18/07	4.38	1	GGB-FXD-180738-15Y-4.375-1.000	---	---	---	---	---	---	---	---	---
40,000	1,000.00	4.67	FLR Actual/360	18/09/2024	1	---	18/09 - 19/03	---	1	GGB-FLT-180924-01Y-4.670-1.000	---	---	---	---	---	---	---	---	---

Government Bonds Notes

Transactions Volume = (Pieces) * (Nominal Price). Transactions Value = (Pieces) * (Nominal Price) * (price %) + (Accrued interest).

The Value of current coupon for the issues with NV 0.01 euro refers to NV 100 euros

FLR: Floating Interest Rate.

[1] - The Expiration Date of the interest bearing period and the Date for coupon payment.

Government Bonds

Number Listed Bonds	Nominal price	Today's Rate	Accrued Interest Calc	Exp. Date [1]	Duration (years)	Note	Coupons Date	Curr. coupon value	Trading Unit	Government Bonds	Price min	Price max	Closing price	Previous closing price/date	Volume	Transactions Value	Price	Last order Buy / Sell	Date
5,364,250	1,000.00	3.25	Actual/Actual	20/03/2050	30	---	20/03	3.25	1	GGB-FXD-200350-30Y-3.250-1.000	---	---	---	---	---	---	---	---	---
3,924,361	1,000.00	2.00	Actual/Actual	22/04/2027	7	---	22/04	2.00	1	GGB-FXD-220427-07Y-2.000-1.000	---	---	---	---	---	---	99.9000	B	22/04/2020
2,500,000	1,000.00	1.88	Actual/Actual	23/07/2026	7	---	23/07	1.88	1	GGB-FXD-230726-07Y-1.875-1.000	---	---	---	---	---	---	---	---	---
4,900,000	1,000.00	4.25	Actual/Actual	15/06/2033	10	---	15/06	4.25	1	GGB-FXD-150633-10Y-4.250-1.000	---	---	---	---	---	---	---	---	---
3,500,000	1,000.00	1.88	Actual/Actual	24/01/2052	30	---	24/01	1.88	1	GGB-FXD-240152-30Y-1.875-1.000	---	---	---	---	---	---	---	---	---
3,700,000	1,000.00	1.75	Actual/Actual	18/06/2032	10	---	18/06	1.75	1	GGB-FXD-180632-10Y-1.750-1.000	---	---	---	---	---	---	---	---	---
2,200,000	1,000.00	1.13	FLR Actual/360	15/12/2027	5	---	- 15/12 - 15/03 -	---	1	GGB-FLT-151227-05Y-1.130-1.000	---	---	---	---	---	---	102.1600	B	30/12/2022

Government Bonds Notes

Transactions Volume = (Pieces) * (Nominal Price). Transactions Value = (Pieces) * (Nominal Price) * (price %) + (Accrued interest).

The Value of current coupon for the issues with NV 0.01 euro refers to NV 100 euros

FLR: Floating Interest Rate.

[1] - The Expiration Date of the interest bearing period and the Date for coupon payment.

Treasury Bills & Zero Coupon Government Bonds

Issue Date	13-Week Maturity									26-Week Maturity									52-Week Maturity								
	Exp. Date	Initial Rate	Num Listed Bonds	Nominal price	Issue price	Last Trade Price	Last Trade Date	Volume Traded	Note	Exp. Date	Initial Rate	Num Listed Bonds	Nominal price	Issue price	Last Trade Price	Last Trade Date	Volume Traded	Note	Exp. Date	Initial Rate	Num Listed Bonds	Nominal price	Issue price	Last Trade Price	Last Trade Date	Volume Traded	Note
09/06/2023	---	---	---	---	---	---	---	---	---	---	---	---	---	---	---	---	---	---	07/06/2024	3.84	1,600,000	1,000.00	962.60	---	---	---	---
08/09/2023	---	---	---	---	---	---	---	---	---	---	---	---	---	---	---	---	---	---	06/09/2024	3.81	812,500	1,000.00	962.90	---	---	---	---
08/12/2023	---	---	---	---	---	---	---	---	---	---	---	---	---	---	---	---	---	---	06/12/2024	3.70	600,000	1,000.00	963.90	---	---	---	---
08/03/2024	---	---	---	---	---	---	---	---	---	---	---	---	---	---	---	---	---	---	07/03/2025	3.73	812,500	1,000.00	963.70	---	---	---	---

Bonds in Circulation	Currency / Min nominal traded Value	Coupons Payment Date	Current Coupon Value	Note	Coupon	Trading Unit	Issue Date	Duration (years)	Today's Interest	A.I.C in days	Bonds	Last price of previous days		Last Outcry in Cash (euro)		Trades in Pieces	Life min	Life Max	
												Price	Buy / Sell	Price	Buy / Sell				
Corporate Bonds in Foreign Currency and Euro																			
103,746	GBP / 10	01/12	0.25	---	65	1	01/12/1930	98	2.5	360	National Mortgage Bank	2.27	05/02/1996	2.27	S	05/02/1996	---	2.27	2.27
0	GBP / 10	01/12	0.25	---	67	1	01/12/1928	100	2.5	360	National Mortgage Bank	---	---	---	---	---	---	---	---

Government Bonds Notes

A.I.C: Accrued Interest Calculation base.

FLR: Floating Interest Rate.

The minimum tradeable Nominal Value for all Demeterialised Government Titles is 100 Euros.

(μτφρ-0)

Athex & ATHEXClear Members List

Member Name				Stock Market			Derivatives Market		ATHEXClear Member	
	Address	Phone	Fax	Market Member	Remote Member	Market Maker	Proprietary	Market Maker	General Clearing	Direct Clearing
A. SARRIS SECURITIES S.A.				a						
6, ΔΡΑΓΑΤΣΑΝΙΟΥ 6 ΑΘΗΝΑ	2103367700									
AEONIC SECURITIES C.I.F. P.L.C.				a						
, ΛΑΪΟΥ 6, ΓΡ. 301B, ANNA COURT	35725337600									
ALPHA BANK S.A.									a	
, ΣΤΑΔΙΟΥ 40 ΑΘΗΝΑ	2103260000									
ALPHA FINANCE INVESTMENT SERVICES SINGLE MEMBER SA				a		a	a	a		a
5, ΠΑΝΕΠΙΣΤΗΜΙΟΥ 45 ΑΘΗΝΑ	2103677400									
ARGUS STOCKBROKERS LTD				a	a		a			
25, 25 ΛΕΩΦΟΡΟΣ ΔΗΜΟΣΘΕΝΗ ΣΕΒΕΡΗ	0035722717000									
ATLANTIC SECURITIES LTD				a	a					
37, ΠΡΟΔΡΟΜΟΥ 37	0035722445400									
AXON SECURITIES S.A.				a			a			
48, ΣΤΑΔΙΟΥ 48 ΑΘΗΝΑ	2103363800									
BETA SECURITIES S.A.				a		a	a			a
29, Λ. ΑΛΕΞΑΝΔΡΑΣ 29 ΑΘΗΝΑ	210 6478900									
BNP PARIBAS S.A.									a	
, ΛΑΜΨΑΚΟΥ 2 ΑΘΗΝΑ	2107468525									
BOFA SECURITIES EUROPE SA				a	a					
, 51 RUE LA BOÉTIE	+33 153655555									
CAPITAL SECURITIES S.A.				a			a			
58, ΜΗΤΡΟΠΟΛΕΩΣ 58 ΑΘΗΝΑ	2103369700									
CITIGROUP GLOBAL MARKETS EUROPE AG				a	a					
16, REUTERWEG 16	+49 691366-0									
CITIGROUP GLOBAL MARKETS LIMITED				a						
1, 33 CANADA SQUARE -CANARY WHARF	+44 02079864000									
CREDIT SUISSE BANK (EUROPE), S.A.				a						
, CALLE AYALA 42, 3A PLANTA-B MADRID	+34917916000									
CREDIT SUISSE SECURITIES (EUROPE) LIMITED				a						
1, ONE CABOT SQUARE LONDON	+44 2078888888									
CYCLOS SECURITIES S.A.				a			a			
39, ΧΑΡΙΛΑΟΥ ΤΡΙΚΟΥΠΗ 6-8-10 ΑΘΗΝΑ	2103364300									
DEUTSCHE BANK S.A.					a					
1, GREAT WINCHESTER STREET LONDON	+44 20 754 54209	00441133361437								
EUROBANK EQUITIES INVESTMENT FIRM SINGLE MEMBER SA				a		a	a	a		a
, ΦΙΛΕΛΛΗΝΩΝ 10 & ΞΕΝΟΦΩΝΤΟΣ 13 ΑΘΗΝΑ	2103720425									
EUROBANK S.A.									a	
, ΟΘΩΝΟΣ 8 ΑΘΗΝΑ	2144043907									
EUROCORP INVESTMENT SERVICES S.A.				a			a			a
14, ΠΛ.ΦΙΛΙΚΗΣ ΕΤΑΙΡΕΙΑΣ 14 ΑΘΗΝΑ	2107263600									
EUOTRUST INVESTMENT FIRM SA				a						
113, ΣΕΒΑΣΤΟΥΠΟΛΕΩΣ 113 ΑΘΗΝΑ	2103363100									
EUROXX SECURITIES S.A.				a		a	a	a		a
7, ΠΑΛΕΟΛΟΓΟΥ ΧΑΛΑΝΔΡΙ	+30 2106879400	210-6879401								
7, ΠΑΛΑΙΟΛΟΓΟΥ ΧΑΛΑΝΔΡΙ	(210)-6879400	(210)-6879401								
FREEDOM FINANCE EUROPE LTD				a	a					
, ΧΡΙΣΤΑΚΗ ΚΡΑΝΟΥ 20	035725257786									
G. A. PERVANAS SECURITIES- INVESTMENT SERVICES S.A.				a						
7-9, ΣΟΦΟΚΛΕΟΥΣ 7-9 ΑΘΗΝΑ	2103727200									
GLOBAL CAPITAL SECURITIES & FINANCIAL SERVICES LTD				a	a					
50, ΛΑΡΧΙΕΠΙΣΚΟΠΟΥ ΜΑΚΑΡΙΟΥ Γ50	0035722710710									
GREENPOST TRADING EUROPE LTD				a	a	a				
, ΚΙΜΩΝΟΣ 3, ACROPOLIS MANSIONS, 2ND FLOOR, FLAT/OFFICE 202	035722521389									
HELLENIC AMERICAN SECURITIES S.A.				a		a	a			a
27, ΑΝΔΡΕΑ ΠΑΠΑΝΔΡΕΟΥ 27 ΜΑΡΟΥΣΙ	2103311100									
HELLENIC BANK (INVESTMENTS) LTD					a					
, ΑΥΞ.ΚΥΡΙΑΚΟΥ ΜΑΤΣΙ 31 - PO BOX 24747 NICOSIA	+357 22500100	357 22500110								
HSBC CONTINENTAL EUROPE									a	
109-111, Λ.ΜΕΣΟΓΕΙΩΝ 109-111	2106960000									
INDEX SECURITIES S.A.				a						
6, ΔΡΑΓΑΤΣΑΝΙΟΥ 6 ΑΘΗΝΑ	2103213920									
J. CHR. MAVRIKIS SECURITIES S.A.				a						
5, ΣΟΦΟΚΛΕΟΥΣ 5 ΑΘΗΝΑ	2103216730									

Athex & ATHEXClear Members List

Member Name				Stock Market			Derivatives Market		ATHEXClear Member	
	Address	Phone	Fax	Market Member	Remote Member	Market Maker	Proprietary	Market Maker	General Clearing	Direct Clearing
KAPPA SECURITIES S.A.				a			a			
15, ΒΑΛΑΩΡΙΤΟΥ 15 ΑΘΗΝΑ	2103678600									
KARAMANOF SECURITIES & INVESTMENT SERVICES S.A.				a						
2, ΠΛ.ΑΓ.ΘΕΟΔΩΡΩΝ 2 ΑΘΗΝΑ	2103212947									
LAIKI FINANCIAL SERVICES LTD					a					
26, AVE. VYRONOS NICOSIA	357 22367367	357 22718567								
LEON DEPOLAS SECURITIES S.A.				a		a	a			
1, ΧΡΗΣΤΟΥ ΛΑΔΑ 1 ΑΘΗΝΑ	2103213276-28									
MEGA EQUITY SECURITIES & FINANCIAL SERVICES PUBLIC LTD				a	a		a			
42-44, ΛΕΩΦ.ΓΡΙΒΑ ΔΙΓΕΝΗ 42-44	0035722711711									
MERIT SECURITIES S.A				a		a	a			a
5, ΣΟΦΟΚΛΕΟΥΣ 5 ΑΘΗΝΑ	2141008814									
MERRILL LYNCH INTERNATIONAL				a						
2, 2 KING EDWARD STREET LONDON	+44 20276281000									
N. CHRYSOCHOIDIS SECURITIES S.A.				a			a			a
7-9, ΣΟΦΟΚΛΕΟΥΣ 7-9 ΑΘΗΝΑ	2103213913									
NATIONAL BANK OF GREECE S.A.				a		a	a		a	
86, ΑΙΟΛΟΥ ΣΤΡ. ΑΘΗΝΑ	(210)-3341000	(210)-3228187								
68, ΑΚΑΔΙΜΙΑΣ ΣΤΡ. ΑΘΗΝΑ	(210)-3328817	(210)-3328678								
NATIONAL SECURITIES SINGLE MEMBER SA				a		a	a	a		
66, ΛΕΩΦΟΡΟΣ ΑΘΗΝΩΝ 128-132 & ΙΦΙΓΕΝΙΑΣ ΑΘΗΝΑ	2103328784									
NUNTIUS BROKERAGE AND INVESTMENT SERVICES S.A				a						
6, ΔΡΑΓΑΤΣΑΝΙΟΥ 6 ΑΘΗΝΑ	2103350599									
ONE PLUS CAPITAL LIMITED				a	a					
, 75 PRODROMOU AVENUE NICOSIA 1307	35722873760									
OPTIMA BANK S.A.				a		a	a	a	a	
, ΑΙΓΙΑΛΕΙΑΣ 32 & ΠΑΡΑΔΕΙΣΟΥ ΜΑΡΟΥΣΙ	210 8173000									
PANCRETA BANK S.A									a	
, ΙΚΑΡΟΥ 5	2810338746									
PANTELAKIS SECURITIES S.A.				a		a	a	a		
57, ΕΘΝΙΚΗΣ ΑΝΤΙΣΤΑΣΕΩΣ 57, ΚΤΙΠΙΟ Β CHALANDRI	2106965000									
PIRAEUS BANK S.A.				a			a		a	
, ΑΜΕΡΙΚΗΣ 4 ΑΘΗΝΑ	2103335000									
PIRAEUS SECURITIES S. A.				a		a	a	a		a
10, ΣΤΑΔΙΟΥ 10 ΑΘΗΝΑ	2103354100									
PROCHOICE SECURITIES LTD				a	a					
57, ΛΕΩΦ.ΣΠΥΡΟΥ ΚΥΠΡΙΑΝΟΥ 57, ΑΚΙΝΗΤΑ Φ	035724661192									
SHARELINK SECURITIES & FINANCIAL SERVICES LTD				a			a			
6, HOUSE-ΘΕΟΤΟΚΗ 6 ΜΕΓΑΡΟ ΕΛΜΗΝΑ	+357 22554200									
SOCIETE GENERALE S.A.				a	a		a			
, 17 COURS VALMY, CEDEX	+157290504									
SOLIDUS SECURITIES S.A				a			a			a
64, ΛΟΥΙΖΗΣ ΠΙΑΝΚΟΥΡ 64 ΑΘΗΝΑ	2106900600									
ST. EM. LAVRENTAKIS SECURITIES S.A.				a			a			
7-9, ΣΟΦΟΚΛΕΟΥΣ 7-9 ΑΘΗΝΑ	2103213336									
THE CYPRUS INVESTMENT & SECURITIES CORPORATION LTD				a	a					
154, 1 AG. PROKOPIΟΥ & POSIDONOS 1ST FLOOR	0035722121700									
UBS EUROPE SE				a	a					
, OPERNTURM, BOCKENHEIMER LANDSTRASSE 2-4	496921790									
UBS LIMITED					a					
1, FINSBURY AVENUE LONDON	+44 2075687135									

List of Stocks under Market Making operations

Securities	Market Maker	Start Market Making	Stock Category	Suspension Status
MLS MULTIMEDIA SA (CR)				
	PIRAEUS SECURITIES S. A.	01/08/2019		
ALPHA ETF FTSE Athex Large Cap			Exchange Traded Funds (ETFs)	
	ALPHA FINANCE INVESTMENT SERVICES SINGLE MEMBER SA	02/01/1900		
	NATIONAL SECURITIES SINGLE MEMBER SA	02/01/1900		
ADMIE (IPTO) HOLDING S.A. (CR)			Main Market	
	EUROBANK EQUITIES INVESTMENT FIRM SINGLE MEMBER SA	24/05/2021		
	HELLENIC AMERICAN SECURITIES S.A.	09/03/2020		
	PIRAEUS SECURITIES S. A.	29/06/2017		
AEGEAN AIRLINES (CR)			Main Market	
	EUROBANK EQUITIES INVESTMENT FIRM SINGLE MEMBER SA	22/09/2020		
ALPHA SERVICES HOLD (CR)			Main Market	
	ALPHA FINANCE INVESTMENT SERVICES SINGLE MEMBER SA	29/02/2016		
	EUROBANK EQUITIES INVESTMENT FIRM SINGLE MEMBER SA	22/10/2006		
	GREENPOST TRADING EUROPE LTD	12/06/2023		
	HELLENIC AMERICAN SECURITIES S.A.	25/07/2014		
	LEON DEPOLAS SECURITIES S.A.	04/01/2016		
	MERIT SECURITIES S.A	03/09/2012		
	NATIONAL SECURITIES SINGLE MEMBER SA	02/01/1900		
	PIRAEUS SECURITIES S. A.	28/05/2009		
ALPHA TRUST HOLDINGS (CR)			Main Market	
	EUROBANK EQUITIES INVESTMENT FIRM SINGLE MEMBER SA	06/02/2023		
	LEON DEPOLAS SECURITIES S.A.	04/01/2021		
ALUMIL (CR)			Main Market	
	PIRAEUS SECURITIES S. A.	31/07/2023		
ANDROMEDA SA (CR)			Main Market	
	BETA SECURITIES S.A.	15/02/2021		
	OPTIMA BANK S.A.	03/04/2023		
ATTICA BANK S.A. (CR)			Main Market	
	EUROXX SECURITIES S.A.	22/01/2016		
AUSTRIACARD (CB)			Main Market	
	BETA SECURITIES S.A.	23/03/2023		
	EUROBANK EQUITIES INVESTMENT FIRM SINGLE MEMBER SA	15/05/2023		
AUTOHELLAS SA (CR)			Main Market	
	ALPHA FINANCE INVESTMENT SERVICES SINGLE MEMBER SA	01/07/2019		
	EUROXX SECURITIES S.A.	02/07/2018		
AVAX S.A. (CR)			Main Market	
	EUROBANK EQUITIES INVESTMENT FIRM SINGLE MEMBER SA	14/12/2015		
	OPTIMA BANK S.A.	04/09/2023		
	PIRAEUS SECURITIES S. A.	01/02/2021		
AVE (CR)			Main Market	
	EUROXX SECURITIES S.A.	05/06/2020		
BRIQ PROPERTIES (CR)			Main Market	
	EUROBANK EQUITIES INVESTMENT FIRM SINGLE MEMBER SA	09/09/2019		
	LEON DEPOLAS SECURITIES S.A.	22/02/2021		
	PIRAEUS SECURITIES S. A.	05/02/2024		
CC HBC AG (CR)			Main Market	
	BETA SECURITIES S.A.	08/03/2021		
	NATIONAL SECURITIES SINGLE MEMBER SA	02/01/1900		
	PIRAEUS SECURITIES S. A.	04/05/2015		
CENERGY HOLDINGS (CB)			Main Market	
	ALPHA FINANCE INVESTMENT SERVICES SINGLE MEMBER SA	02/01/2016		
	EUROBANK EQUITIES INVESTMENT FIRM SINGLE MEMBER SA	02/01/2016		
	OPTIMA BANK S.A.	14/03/2022		
	PANTELAKIS SECURITIES S.A.	27/12/2022		
CNL CAPITAL (CR)			Main Market	
	MERIT SECURITIES S.A	01/10/2018		
DIMAND (CR)			Main Market	
	ALPHA FINANCE INVESTMENT SERVICES SINGLE MEMBER SA	08/08/2022		
	EUROBANK EQUITIES INVESTMENT FIRM SINGLE MEMBER SA	08/08/2022		
	PANTELAKIS SECURITIES S.A.	15/05/2023		
EKTER SA (CR)			Main Market	
	BETA SECURITIES S.A.	26/09/2022		
	EUROBANK EQUITIES INVESTMENT FIRM SINGLE MEMBER SA	16/10/2017		
	LEON DEPOLAS SECURITIES S.A.	21/05/2018		
ELASTRON (CR)			Main Market	
	LEON DEPOLAS SECURITIES S.A.	20/02/2017		

List of Stocks under Market Making operations

Securities	Stock Category
Market Maker	Start Market Making
ELLAKTOR (CR)	Main Market
ALPHA FINANCE INVESTMENT SERVICES SINGLE MEMBER SA	18/03/2019
EUROBANK EQUITIES INVESTMENT FIRM SINGLE MEMBER SA	01/06/2012
EUROXX SECURITIES S.A.	24/09/2018
NATIONAL SECURITIES SINGLE MEMBER SA	02/01/1900
PIRAEUS SECURITIES S. A.	22/10/2018
ELTON SA (CR)	Main Market
OPTIMA BANK S.A.	30/01/2023
ELVALHALCOR (CR)	Main Market
ALPHA FINANCE INVESTMENT SERVICES SINGLE MEMBER SA	07/05/2018
BETA SECURITIES S.A.	09/01/2023
EUROBANK EQUITIES INVESTMENT FIRM SINGLE MEMBER SA	07/05/2018
ENTERSOFT (CR)	Main Market
ALPHA FINANCE INVESTMENT SERVICES SINGLE MEMBER SA	23/03/2023
EUROBANK EQUITIES INVESTMENT FIRM SINGLE MEMBER SA	22/06/2020
EUROBANK HOLDINGS (CR)	Main Market
ALPHA FINANCE INVESTMENT SERVICES SINGLE MEMBER SA	09/01/2006
EUROBANK EQUITIES INVESTMENT FIRM SINGLE MEMBER SA	01/06/2012
GREENPOST TRADING EUROPE LTD	12/06/2023
HELLENIC AMERICAN SECURITIES S.A.	25/07/2014
LEON DEPOLAS SECURITIES S.A.	30/11/2018
MERIT SECURITIES S.A	06/11/2017
NATIONAL SECURITIES SINGLE MEMBER SA	02/01/1900
PIRAEUS SECURITIES S. A.	28/09/2009
EUROCONSULTANTS S.A. (CR)	Main Market
OPTIMA BANK S.A.	01/02/2023
EYDAP S.A. (CR)	Main Market
ALPHA FINANCE INVESTMENT SERVICES SINGLE MEMBER SA	27/01/2020
EUROBANK EQUITIES INVESTMENT FIRM SINGLE MEMBER SA	10/06/2019
FOURLIS (CR)	Main Market
EUROBANK EQUITIES INVESTMENT FIRM SINGLE MEMBER SA	01/12/2016
PIRAEUS SECURITIES S. A.	06/03/2017
GEK TERNA (CR)	Main Market
BETA SECURITIES S.A.	08/03/2021
EUROBANK EQUITIES INVESTMENT FIRM SINGLE MEMBER SA	24/05/2021
PIRAEUS SECURITIES S. A.	29/08/2019
GR. SARANTIS S.A. (CR)	Main Market
BETA SECURITIES S.A.	14/05/2012
EUROBANK EQUITIES INVESTMENT FIRM SINGLE MEMBER SA	24/10/2016
PIRAEUS SECURITIES S. A.	02/04/2024
HELLENIC EXCHANGES-A.S.E. (CR)	Main Market
HELLENIC AMERICAN SECURITIES S.A.	01/09/2014
NATIONAL SECURITIES SINGLE MEMBER SA	02/01/1900
PIRAEUS SECURITIES S. A.	04/05/2015
HELLENIQ ENERGY (CR)	Main Market
ALPHA FINANCE INVESTMENT SERVICES SINGLE MEMBER SA	07/11/2023
EUROBANK EQUITIES INVESTMENT FIRM SINGLE MEMBER SA	01/11/2023
HELLENIC AMERICAN SECURITIES S.A.	14/09/2015
PIRAEUS SECURITIES S. A.	20/03/2017
IDEAL HOLDINGS (CR)	Main Market
EUROBANK EQUITIES INVESTMENT FIRM SINGLE MEMBER SA	07/06/2021
PIRAEUS SECURITIES S. A.	07/06/2021
INTERCONTINENTAL (CR)	Main Market
LEON DEPOLAS SECURITIES S.A.	03/06/2019
INTERLIFE G.C.I.(CR)	Main Market
BETA SECURITIES S.A.	24/10/2022
PIRAEUS SECURITIES S. A.	22/01/2024
INTERWOOD-XYLEMPORIA (CR)	Main Market
EUROBANK EQUITIES INVESTMENT FIRM SINGLE MEMBER SA	05/07/2021
PANTELAKIS SECURITIES S.A.	01/07/2021
INTRAKAT (CR)	Main Market
BETA SECURITIES S.A.	04/10/2021
PANTELAKIS SECURITIES S.A.	10/10/2022
JUMBO SA (CR)	Main Market
BETA SECURITIES S.A.	01/02/2021
EUROBANK EQUITIES INVESTMENT FIRM SINGLE MEMBER SA	25/05/2020
GREENPOST TRADING EUROPE LTD	12/06/2023
MERIT SECURITIES S.A	06/11/2017
PIRAEUS SECURITIES S. A.	06/03/2017

List of Stocks under Market Making operations

Securities	Stock Category
Market Maker	Start Market Making
KLOUKINAS - LAPPAS SA (CR)	Main Market
OPTIMA BANK S.A.	02/01/2023
KRI-KRI S.A. (CR)	Main Market
EUROBANK EQUITIES INVESTMENT FIRM SINGLE MEMBER SA	07/05/2018
PIRAEUS SECURITIES S. A.	11/12/2023
LAMDA DEVELOPMENT SA (CR)	Main Market
EUROBANK EQUITIES INVESTMENT FIRM SINGLE MEMBER SA	08/12/2014
PANTELAKIS SECURITIES S.A.	06/11/2017
PIRAEUS SECURITIES S. A.	29/06/2017
LAMPASA HOTEL SA (CR)	Main Market
LEON DEPOLAS SECURITIES S.A.	16/01/2017
MOTODYNAMICS S.A. (CR)	Main Market
OPTIMA BANK S.A.	25/08/2023
MOTOR OIL (CR)	Main Market
BETA SECURITIES S.A.	08/03/2021
EUROBANK EQUITIES INVESTMENT FIRM SINGLE MEMBER SA	22/10/2006
GREENPOST TRADING EUROPE LTD	12/06/2023
LEON DEPOLAS SECURITIES S.A.	01/04/2019
MERIT SECURITIES S.A	25/02/2019
NATIONAL SECURITIES SINGLE MEMBER SA	02/01/1900
PIRAEUS SECURITIES S. A.	04/05/2015
MPL KEDROS (CR)	Main Market
OPTIMA BANK S.A.	08/11/2023
OPTIMA BANK S.A.	16/10/2023
MYTILINEOS (CR)	Main Market
ALPHA FINANCE INVESTMENT SERVICES SINGLE MEMBER SA	15/04/2019
BETA SECURITIES S.A.	11/04/2022
EUROBANK EQUITIES INVESTMENT FIRM SINGLE MEMBER SA	20/09/2017
GREENPOST TRADING EUROPE LTD	12/06/2023
MERIT SECURITIES S.A	25/02/2019
NATIONAL SECURITIES SINGLE MEMBER SA	02/01/1900
PIRAEUS SECURITIES S. A.	04/05/2015
NAFPAKTOS TEXTILE (CR)	Main Market
OPTIMA BANK S.A.	29/01/2024
NATIONAL BANK (CR)	Main Market
ALPHA FINANCE INVESTMENT SERVICES SINGLE MEMBER SA	09/01/2006
EUROBANK EQUITIES INVESTMENT FIRM SINGLE MEMBER SA	22/10/2006
GREENPOST TRADING EUROPE LTD	12/06/2023
HELLENIC AMERICAN SECURITIES S.A.	25/07/2014
LEON DEPOLAS SECURITIES S.A.	20/05/2015
MERIT SECURITIES S.A	03/09/2012
NATIONAL SECURITIES SINGLE MEMBER SA	02/01/1900
PIRAEUS SECURITIES S. A.	08/09/2008
OPAP (CR)	Main Market
ALPHA FINANCE INVESTMENT SERVICES SINGLE MEMBER SA	09/01/2006
EUROBANK EQUITIES INVESTMENT FIRM SINGLE MEMBER SA	22/10/2006
GREENPOST TRADING EUROPE LTD	12/06/2023
HELLENIC AMERICAN SECURITIES S.A.	25/07/2014
MERIT SECURITIES S.A	20/03/2017
NATIONAL SECURITIES SINGLE MEMBER SA	02/01/1900
PIRAEUS SECURITIES S. A.	04/05/2015
OPTIMA BANK (CR)	Main Market
ALPHA FINANCE INVESTMENT SERVICES SINGLE MEMBER SA	12/12/2023
EUROBANK EQUITIES INVESTMENT FIRM SINGLE MEMBER SA	11/12/2023
OPTIMA BANK S.A.	06/11/2023
ORILINA PROPERTIES REIC (CR)	Main Market
EUROBANK EQUITIES INVESTMENT FIRM SINGLE MEMBER SA	11/12/2023
LEON DEPOLAS SECURITIES S.A.	11/12/2023
OTE (CR)	Main Market
ALPHA FINANCE INVESTMENT SERVICES SINGLE MEMBER SA	09/01/2006
EUROBANK EQUITIES INVESTMENT FIRM SINGLE MEMBER SA	22/10/2006
GREENPOST TRADING EUROPE LTD	12/06/2023
HELLENIC AMERICAN SECURITIES S.A.	25/07/2014
LEON DEPOLAS SECURITIES S.A.	20/04/2015
MERIT SECURITIES S.A	20/03/2017
NATIONAL SECURITIES SINGLE MEMBER SA	02/01/1900
PIRAEUS SECURITIES S. A.	08/09/2008
P.P.A. S.A. (CR)	Main Market
EUROBANK EQUITIES INVESTMENT FIRM SINGLE MEMBER SA	06/02/2019

List of Stocks under Market Making operations

Securities	Stock Category
Market Maker	Start Market Making
PAPOUTSANIS (CR)	Main Market
ALPHA FINANCE INVESTMENT SERVICES SINGLE MEMBER SA	19/11/2018
BETA SECURITIES S.A.	25/11/2013
PETROPOULOS PETROS (CR)	Main Market
EUROBANK EQUITIES INVESTMENT FIRM SINGLE MEMBER SA	01/04/2019
PANTELAKIS SECURITIES S.A.	16/03/2020
PIRAEUS FINANCIAL HOLD (CR)	Main Market
ALPHA FINANCE INVESTMENT SERVICES SINGLE MEMBER SA	15/04/2019
EUROBANK EQUITIES INVESTMENT FIRM SINGLE MEMBER SA	22/10/2006
EUROXX SECURITIES S.A.	15/02/2016
GREENPOST TRADING EUROPE LTD	12/06/2023
HELLENIC AMERICAN SECURITIES S.A.	25/07/2014
LEON DEPOLAS SECURITIES S.A.	30/11/2018
MERIT SECURITIES S.A	16/09/2013
NATIONAL SECURITIES SINGLE MEMBER SA	02/01/1900
PIRAEUS SECURITIES S. A.	16/02/2009
PPC (CR)	Main Market
ALPHA FINANCE INVESTMENT SERVICES SINGLE MEMBER SA	09/01/2006
BETA SECURITIES S.A.	01/02/2021
EUROBANK EQUITIES INVESTMENT FIRM SINGLE MEMBER SA	22/10/2006
GREENPOST TRADING EUROPE LTD	12/06/2023
HELLENIC AMERICAN SECURITIES S.A.	01/09/2014
MERIT SECURITIES S.A	06/11/2017
NATIONAL SECURITIES SINGLE MEMBER SA	02/01/1900
PIRAEUS SECURITIES S. A.	28/09/2009
PREMIA (CR)	Main Market
BETA SECURITIES S.A.	01/06/2021
LEON DEPOLAS SECURITIES S.A.	05/12/2022
PANTELAKIS SECURITIES S.A.	23/12/2021
PROFILE SA (CR)	Main Market
OPTIMA BANK S.A.	03/04/2023
PANTELAKIS SECURITIES S.A.	01/07/2019
QUALITY & RELIABILITY SA (CR)	Main Market
OPTIMA BANK S.A.	03/01/2023
QUEST HOLDINGS (CR)	Main Market
BETA SECURITIES S.A.	26/03/2018
EUROBANK EQUITIES INVESTMENT FIRM SINGLE MEMBER SA	28/01/2019
REVOIL (CR)	Main Market
BETA SECURITIES S.A.	26/06/2023
SIDMA STEEL (CR)	Main Market
OPTIMA BANK S.A.	25/05/2023
SPACE HELLAS SA (CR)	Main Market
MERIT SECURITIES S.A	09/12/2022
TECHNICAL OLYMPIC SA (CR)	Main Market
OPTIMA BANK S.A.	05/07/2023
TERNA ENERGY (CR)	Main Market
EUROBANK EQUITIES INVESTMENT FIRM SINGLE MEMBER SA	24/05/2021
PIRAEUS SECURITIES S. A.	09/12/2019
THRACE PLASTICS SA (CR)	Main Market
ALPHA FINANCE INVESTMENT SERVICES SINGLE MEMBER SA	26/03/2018
LEON DEPOLAS SECURITIES S.A.	28/03/2024
PIRAEUS SECURITIES S. A.	02/04/2024
TITAN CEMENT (CB)	Main Market
BETA SECURITIES S.A.	01/02/2021
EUROBANK EQUITIES INVESTMENT FIRM SINGLE MEMBER SA	06/11/2019
PIRAEUS SECURITIES S. A.	18/01/2021
TRADE ESTATES REIC (CR)	Main Market
EUROBANK EQUITIES INVESTMENT FIRM SINGLE MEMBER SA	08/11/2023
EUROBANK EQUITIES INVESTMENT FIRM SINGLE MEMBER SA	10/11/2023
PANTELAKIS SECURITIES S.A.	10/11/2023
PANTELAKIS SECURITIES S.A.	08/11/2023
TZIRAKIAN PROFIL (CR)	Main Market
LEON DEPOLAS SECURITIES S.A.	19/07/2021
VIOHALCO SA/NV (CB)	Main Market
ALPHA FINANCE INVESTMENT SERVICES SINGLE MEMBER SA	11/03/2008
EUROBANK EQUITIES INVESTMENT FIRM SINGLE MEMBER SA	04/03/2014
MERIT SECURITIES S.A	17/03/2014

Underlying Asset				Derivatives Market													
Price max	Price min	Closing price	change	Delivery Month	Open price	Price max	Price min	Last price	Closing price	Last Bid	Last Ask	Fixing price*	Life high	Life low	Trades	Volume	Open Interest
FTSE/Athex Large Cap				(Trade Unit: 1 Index Point x 2€, Cash Settlement)													
3,356.86	3,312.56	3,335.88	0.21%	April 2024	3,350.00	3,363.50	3,317.00	3,347.00	3,347.00	---	---	---	3,502.50	---	152	875	4,712
				May 2024	3,353.00	3,353.00	3,320.00	3,338.00	3,338.00	---	---	---	3,460.50	---	18	38	119
				June 2024	---	---	---	---	3,343.25	---	---	---	---	---	---	---	---
				September 2024	---	---	---	---	3,360.25	---	---	---	---	---	---	---	---
				December 2024	---	---	---	---	3,377.00	---	---	---	---	---	---	---	---
				March 2025	---	---	---	---	3,393.75	---	---	---	---	---	---	---	---
FTSE/Athex Banks				(Trade Unit: 1 Index Point x 15€, Cash Settlement)													
1,176.99	1,156.84	1,167.64	0.34%	June 2024	---	---	---	---	1,169.25	---	---	---	1,290.00	---	---	---	1,212
				September 2024	---	---	---	---	1,174.75	---	---	---	---	---	---	---	---
				December 2024	---	---	---	---	1,180.50	---	---	---	---	---	---	---	---
				March 2025	---	---	---	---	1,186.50	---	---	---	---	---	---	---	---
MSCI GREECE REBASED				(Trade Unit: 1 Index Point x 2€, Cash Settlement)													
5,326.72	5,248.02	5,283.41	0.14%	April 2024	---	---	---	---	5,251.50	---	---	---	5,519.25	---	---	---	10
				May 2024	---	---	---	---	5,251.50	---	---	---	5,547.00	---	---	---	10
				June 2024	---	---	---	---	5,242.75	---	---	---	5,463.25	---	---	---	20
				July 2024	---	---	---	---	5,196.50	---	---	---	5,364.00	---	---	---	10
				August 2024	---	---	---	---	5,315.50	---	---	---	---	---	---	---	---
				September 2024	---	---	---	---	5,325.75	---	---	---	---	---	---	---	---
				December 2024	---	---	---	---	5,352.25	---	---	---	---	---	---	---	---
				March 2025	---	---	---	---	5,379.00	---	---	---	---	---	---	---	---

Derivatives notes

Fixing prices and final open positions can be retrieved from the following path <http://www.helex.gr/el/web/guest/statistics-end-of-day-derivatives>

Underlying Asset				Derivatives Market													
Price max	Price min	Closing price	change	Delivery Month	Open price	Price max	Price min	Last price	Closing price	Last Bid	Last Ask	Fixing price*	Life high	Life low	Trades	Volume	Open Interest
ADMIE (IPTO) HOLDING S.A. (CR)				(Contract Size: 100 Securities, Physical Delivery)													
2.225	2.18	2.185	-0.68%	June 2024	2.23	2.23	2.21	2.21	2.21	---	---	---	2.44	---	22	151	27,484
				September 2024	---	---	---	---	2.22	---	---	---	---	---	---	---	---
				December 2024	---	---	---	---	2.23	---	---	---	---	---	---	---	---
				March 2025	---	---	---	---	2.24	---	---	---	---	---	---	---	---
AEGEAN AIRLINES (CR)				(Contract Size: 100 Securities, Physical Delivery)													
12.53	12.23	12.47	1.96%	June 2024	11.91	12.00	11.73	11.82	11.82	---	---	---	12.77	---	22	215	5,226
				September 2024	---	---	---	---	12.35	---	---	---	---	---	---	---	---
				December 2024	---	---	---	---	12.41	---	---	---	---	---	---	---	---
				March 2025	---	---	---	---	12.47	---	---	---	---	---	---	---	---
ALPHA SERVICES HOLD (CR)				(Contract Size: 100 Securities, Physical Delivery)													
1.5955	1.5585	1.5705	0.67%	June 2024	1.59	1.61	1.57	1.58	1.58	---	---	---	1.82	---	143	9,041	182,975
				September 2024	---	---	---	---	1.57	---	---	---	---	---	---	---	---
				December 2024	---	---	---	---	1.58	---	---	---	---	---	---	---	---
				March 2025	---	---	---	---	1.59	---	---	---	---	---	---	---	---
ATHENS INTL AIRPORT (CR)				(Contract Size: 100 Securities, Physical Delivery)													
8.54	8.454	8.46	0.07%	June 2024	8.32	8.33	8.32	8.33	8.33	---	---	---	8.65	---	3	20	681
				September 2024	---	---	---	---	8.53	---	---	---	---	---	---	---	---
				December 2024	---	---	---	---	8.58	---	---	---	---	---	---	---	---
				March 2025	---	---	---	---	8.62	---	---	---	---	---	---	---	---
AUTOHELLAS SA (CR)				(Contract Size: 100 Securities, Physical Delivery)													
13.96	13	13.9	5.30%	June 2024	12.75	13.27	12.75	13.27	13.27	---	---	---	13.67	---	3	13	236
				September 2024	---	---	---	---	13.32	---	---	---	---	---	---	---	---
				December 2024	---	---	---	---	13.39	---	---	---	---	---	---	---	---
				March 2025	---	---	---	---	13.46	---	---	---	---	---	---	---	---
AVAX S.A. (CR)				(Contract Size: 100 Securities, Physical Delivery)													
1.53	1.472	1.472	-1.87%	June 2024	1.50	1.51	1.48	1.48	1.48	---	---	---	1.72	---	10	34	812
				September 2024	---	---	---	---	1.51	---	---	---	---	---	---	---	---
				December 2024	---	---	---	---	1.52	---	---	---	---	---	---	---	---
				March 2025	---	---	---	---	1.53	---	---	---	---	---	---	---	---
CC HBC AG (CR)				(Contract Size: 100 Securities, Physical Delivery)													
28.42	27.94	28.42	0.21%	June 2024	27.60	27.60	27.50	27.50	27.50	---	---	---	29.10	---	2	4	84
				September 2024	---	---	---	---	28.63	---	---	---	---	---	---	---	---
				December 2024	---	---	---	---	28.77	---	---	---	---	---	---	---	---
				March 2025	---	---	---	---	28.91	---	---	---	---	---	---	---	---

Derivatives notes

Fixing prices and final open positions can be retrieved from the following path <http://www.helex.gr/el/web/guest/statistics-end-of-day-derivatives>

Underlying Asset				Derivatives Market													
Price max	Price min	Closing price	change	Delivery Month	Open price	Price max	Price min	Last price	Closing price	Last Bid	Last Ask	Fixing price*	Life high	Life low	Trades	Volume	Open Interest
CENERGY HOLDINGS (CB)				(Contract Size: 100 Securities, Physical Delivery)													
7.17	7.07	7.15	0.56%	June 2024	7.19	7.20	7.18	7.18	7.18	---	---	---	7.61	---	4	8	4,875
				September 2024	---	---	---	---	7.18	---	---	---	---	---	---	---	---
				December 2024	---	---	---	---	7.21	---	---	---	---	---	---	---	---
				March 2025	---	---	---	---	7.25	---	---	---	---	---	---	---	---
ELLAKTOR (CR)				(Contract Size: 100 Securities, Physical Delivery)													
2.53	2.43	2.52	2.86%	June 2024	2.51	2.56	2.48	2.54	2.54	---	---	---	2.70	---	45	251	5,102
				September 2024	---	---	---	---	2.47	---	---	---	---	---	---	---	---
				December 2024	---	---	---	---	2.49	---	---	---	---	---	---	---	---
				March 2025	---	---	---	---	2.50	---	---	---	---	---	---	---	---
ELVALHALCOR (CR)				(Contract Size: 100 Securities, Physical Delivery)													
1.938	1.866	1.87	-2.30%	June 2024	1.92	1.92	1.89	1.89	1.89	---	---	---	2.28	---	22	103	4,096
				September 2024	---	---	---	---	1.93	---	---	---	---	---	---	---	---
				December 2024	---	---	---	---	1.94	---	---	---	---	---	---	---	---
				March 2025	---	---	---	---	1.95	---	---	---	---	---	---	---	---
EUROBANK HOLDINGS (CR)				(Contract Size: 100 Securities, Physical Delivery)													
1.798	1.7695	1.798	1.21%	June 2024	1.80	1.81	1.77	1.79	1.79	---	---	---	2.00	---	90	4,225	40,347
				September 2024	---	---	---	---	1.79	---	---	---	---	---	---	---	---
				December 2024	---	---	---	---	1.80	---	---	---	---	---	---	---	---
				March 2025	---	---	---	---	1.81	---	---	---	---	---	---	---	---
EYDAP S.A. (CR)				(Contract Size: 100 Securities, Physical Delivery)													
5.73	5.63	5.7	0.35%	June 2024	5.67	5.67	5.67	5.67	5.67	---	---	---	6.10	---	1	3	4,317
				September 2024	---	---	---	---	5.73	---	---	---	---	---	---	---	---
				December 2024	---	---	---	---	5.76	---	---	---	---	---	---	---	---
				March 2025	---	---	---	---	5.79	---	---	---	---	---	---	---	---
FOURLIS (CR)				(Contract Size: 100 Securities, Physical Delivery)													
4.11	4.03	4.1	2.12%	June 2024	4.08	4.08	4.08	4.08	4.08	---	---	---	4.38	---	2	17	1,089
				September 2024	---	---	---	---	4.05	---	---	---	---	---	---	---	---
				December 2024	---	---	---	---	4.07	---	---	---	---	---	---	---	---
				March 2025	---	---	---	---	4.09	---	---	---	---	---	---	---	---
GEK TERNA (CR)				(Contract Size: 100 Securities, Physical Delivery)													
16.72	16.28	16.48	0.00%	June 2024	16.72	16.74	16.48	16.71	16.71	---	---	---	17.26	---	51	233	16,062
				September 2024	---	---	---	---	16.64	---	---	---	---	---	---	---	---
				December 2024	---	---	---	---	16.72	---	---	---	---	---	---	---	---
				March 2025	---	---	---	---	16.80	---	---	---	---	---	---	---	---

Derivatives notes

Fixing prices and final open positions can be retrieved from the following path <http://www.helex.gr/el/web/guest/statistics-end-of-day-derivatives>

Underlying Asset				Derivatives Market													
Price max	Price min	Closing price	change	Delivery Month	Open price	Price max	Price min	Last price	Closing price	Last Bid	Last Ask	Fixing price*	Life high	Life low	Trades	Volume	Open Interest
HELLENIC EXCHANGES-A.S.E. (CR)				(Contract Size: 100 Securities, Physical Delivery)													
5.24	5.08	5.24	1.16%	June 2024	5.24	5.24	5.12	5.24	5.24	---	---	---	5.71	---	40	183	8,339
				September 2024	---	---	---	---	5.23	---	---	---	---	---	---	---	---
				December 2024	---	---	---	---	5.26	---	---	---	---	---	---	---	---
				March 2025	---	---	---	---	5.28	---	---	---	---	---	---	---	---
HELLENIQ ENERGY (CR)				(Contract Size: 100 Securities, Physical Delivery)													
8.24	8.08	8.1	-0.49%	June 2024	8.23	8.23	8.19	8.20	8.20	---	---	---	8.80	---	10	48	5,634
				September 2024	---	---	---	---	8.22	---	---	---	---	---	---	---	---
				December 2024	---	---	---	---	8.26	---	---	---	---	---	---	---	---
				March 2025	---	---	---	---	8.30	---	---	---	---	---	---	---	---
INTRACOM HOLDINGS (CR)				(Contract Size: 100 Securities, Physical Delivery)													
3.525	3.435	3.48	0.14%	June 2024	3.51	3.51	3.49	3.50	3.50	---	---	---	4.30	---	25	252	7,701
				September 2024	---	---	---	---	3.51	---	---	---	---	---	---	---	---
				December 2024	---	---	---	---	3.53	---	---	---	---	---	---	---	---
				March 2025	---	---	---	---	3.54	---	---	---	---	---	---	---	---
INTRAKAT (CR)				(Contract Size: 100 Securities, Physical Delivery)													
5.2	5.06	5.18	1.77%	June 2024	5.09	5.14	5.00	5.13	5.13	---	---	---	5.66	---	18	84	2,147
				September 2024	---	---	---	---	5.14	---	---	---	---	---	---	---	---
				December 2024	---	---	---	---	5.16	---	---	---	---	---	---	---	---
				March 2025	---	---	---	---	5.19	---	---	---	---	---	---	---	---
JUMBO SA (CR)				(Contract Size: 100 Securities, Physical Delivery)													
26.42	25.76	26.1	-0.76%	June 2024	26.28	26.28	26.28	26.28	26.28	---	---	---	27.03	---	1	1	459
				September 2024	---	---	---	---	26.55	---	---	---	---	---	---	---	---
				December 2024	---	---	---	---	26.68	---	---	---	---	---	---	---	---
				March 2025	---	---	---	---	26.81	---	---	---	---	---	---	---	---
LAMDA DEVELOPMENT SA (CR)				(Contract Size: 100 Securities, Physical Delivery)													
6.65	6.57	6.6	0.30%	June 2024	6.69	6.70	6.65	6.68	6.68	---	---	---	7.20	---	8	37	6,004
				September 2024	---	---	---	---	6.64	---	---	---	---	---	---	---	---
				December 2024	---	---	---	---	6.68	---	---	---	---	---	---	---	---
				March 2025	---	---	---	---	6.71	---	---	---	---	---	---	---	---
MIG (CR)				(Contract Size: 100 Securities, Physical Delivery)													
4.055	3.82	3.985	1.92%	June 2024	4.01	4.10	3.94	4.00	4.00	---	---	---	4.25	---	9	40	95
				September 2024	---	---	---	---	3.95	---	---	---	---	---	---	---	---
				December 2024	---	---	---	---	3.97	---	---	---	---	---	---	---	---
				March 2025	---	---	---	---	3.99	---	---	---	---	---	---	---	---

Derivatives notes

Fixing prices and final open positions can be retrieved from the following path <http://www.helex.gr/el/web/guest/statistics-end-of-day-derivatives>

Underlying Asset				Derivatives Market													
Price max	Price min	Closing price	change	Delivery Month	Open price	Price max	Price min	Last price	Closing price	Last Bid	Last Ask	Fixing price*	Life high	Life low	Trades	Volume	Open Interest
MOTOR OIL (CR)				(Contract Size: 100 Securities, Physical Delivery)													
27.26	26.44	26.8	-0.74%	June 2024	27.25	27.30	26.68	26.77	26.77	---	---	---	27.99	---	14	53	362
				September 2024	---	---	---	---	27.25	---	---	---	---	---	---	---	---
				December 2024	---	---	---	---	27.39	---	---	---	---	---	---	---	---
				March 2025	---	---	---	---	27.53	---	---	---	---	---	---	---	---
MYTILINEOS (CR)				(Contract Size: 100 Securities, Physical Delivery)													
34.44	33.74	34	-0.35%	June 2024	34.73	34.75	34.07	34.31	34.31	---	---	---	37.32	---	84	189	4,590
				September 2024	---	---	---	---	34.44	---	---	---	---	---	---	---	---
				December 2024	---	---	---	---	34.61	---	---	---	---	---	---	---	---
				March 2025	---	---	---	---	34.79	---	---	---	---	---	---	---	---
NATIONAL BANK (CR)				(Contract Size: 100 Securities, Physical Delivery)													
7.12	6.982	7.08	-0.03%	June 2024	7.15	7.15	7.04	7.11	7.11	---	---	---	7.55	---	65	367	14,361
				September 2024	---	---	---	---	7.15	---	---	---	---	---	---	---	---
				December 2024	---	---	---	---	7.18	---	---	---	---	---	---	---	---
				March 2025	---	---	---	---	7.22	---	---	---	---	---	---	---	---
OPAP (CR)				(Contract Size: 100 Securities, Physical Delivery)													
16.4	16.16	16.19	0.43%	June 2024	---	---	---	---	15.78	---	---	---	16.99	---	---	---	874
				September 2024	---	---	---	---	16.27	---	---	---	---	---	---	---	---
				December 2024	---	---	---	---	16.35	---	---	---	---	---	---	---	---
				March 2025	---	---	---	---	16.44	---	---	---	---	---	---	---	---
OPTIMA BANK (CR)				(Contract Size: 100 Securities, Physical Delivery)													
8.59	8.42	8.59	1.18%	June 2024	8.40	8.49	8.40	8.49	8.49	---	---	---	8.49	---	3	6	74
				September 2024	---	---	---	---	8.57	---	---	---	---	---	---	---	---
				December 2024	---	---	---	---	8.61	---	---	---	---	---	---	---	---
				March 2025	---	---	---	---	8.66	---	---	---	---	---	---	---	---
OTE (CR)				(Contract Size: 100 Securities, Physical Delivery)													
13.84	13.61	13.66	-0.29%	June 2024	13.77	13.77	13.77	13.77	13.77	---	---	---	14.07	---	1	15	6,575
				September 2024	---	---	---	---	13.83	---	---	---	---	---	---	---	---
				December 2024	---	---	---	---	13.90	---	---	---	---	---	---	---	---
				March 2025	---	---	---	---	13.97	---	---	---	---	---	---	---	---
P.P.A. S.A. (CR)				(Contract Size: 100 Securities, Physical Delivery)													
27.05	26.65	26.8	0.56%	June 2024	---	---	---	---	26.55	---	---	---	28.71	---	---	---	135
				September 2024	---	---	---	---	26.90	---	---	---	---	---	---	---	---
				December 2024	---	---	---	---	27.04	---	---	---	---	---	---	---	---
				March 2025	---	---	---	---	27.17	---	---	---	---	---	---	---	---

Derivatives notes

Fixing prices and final open positions can be retrieved from the following path <http://www.helex.gr/el/web/guest/statistics-end-of-day-derivatives>

Underlying Asset				Derivatives Market													
Price max	Price min	Closing price	change	Delivery Month	Open price	Price max	Price min	Last price	Closing price	Last Bid	Last Ask	Fixing price*	Life high	Life low	Trades	Volume	Open Interest
PIRAEUS FINANCIAL HOLD (CR)																	
(Contract Size: 100 Securities, Physical Delivery)																	
3.771	3.688	3.703	-0.46%	June 2024	3.77	3.78	3.71	3.72	3.72	---	---	---	4.26	---	160	2,292	69,778
---	---	---	---	September 2024	---	---	---	---	3.82	---	---	---	4.05	---	---	---	---
---	---	---	---	December 2024	---	---	---	---	3.77	---	---	---	---	---	---	---	---
---	---	---	---	March 2025	---	---	---	---	3.79	---	---	---	---	---	---	---	---
PPC (CR)																	
(Contract Size: 100 Securities, Physical Delivery)																	
11.55	11.25	11.4	1.33%	June 2024	11.54	11.68	11.45	11.50	11.50	---	---	---	12.75	---	81	269	29,661
---	---	---	---	September 2024	---	---	---	---	11.36	---	---	---	---	---	---	---	---
---	---	---	---	December 2024	---	---	---	---	11.41	---	---	---	---	---	---	---	---
---	---	---	---	March 2025	---	---	---	---	11.47	---	---	---	---	---	---	---	---
QUEST HOLDINGS (CR)																	
(Contract Size: 100 Securities, Physical Delivery)																	
5.7	5.51	5.66	-0.35%	June 2024	5.61	5.61	5.59	5.59	5.59	---	---	---	6.29	---	2	6	186
---	---	---	---	September 2024	---	---	---	---	5.73	---	---	---	---	---	---	---	---
---	---	---	---	December 2024	---	---	---	---	5.76	---	---	---	---	---	---	---	---
---	---	---	---	March 2025	---	---	---	---	5.79	---	---	---	---	---	---	---	---
TERNA ENERGY (CR)																	
(Contract Size: 100 Securities, Physical Delivery)																	
18.4	18.02	18.11	0.00%	June 2024	18.34	18.47	18.19	18.30	18.30	---	---	---	18.56	---	66	406	28,896
---	---	---	---	September 2024	---	---	---	---	18.28	---	---	---	---	---	---	---	---
---	---	---	---	December 2024	---	---	---	---	18.37	---	---	---	---	---	---	---	---
---	---	---	---	March 2025	---	---	---	---	18.46	---	---	---	---	---	---	---	---
TITAN CEMENT (CB)																	
(Contract Size: 100 Securities, Physical Delivery)																	
26.2	25.95	26.2	1.16%	June 2024	25.98	26.11	25.98	26.00	26.00	---	---	---	26.96	---	11	20	162
---	---	---	---	September 2024	---	---	---	---	26.14	---	---	---	---	---	---	---	---
---	---	---	---	December 2024	---	---	---	---	26.28	---	---	---	---	---	---	---	---
---	---	---	---	March 2025	---	---	---	---	26.41	---	---	---	---	---	---	---	---
VIOHALCO SA/NV (CB)																	
(Contract Size: 100 Securities, Physical Delivery)																	
5.31	5.13	5.19	-0.77%	June 2024	5.28	5.28	5.22	5.24	5.24	---	---	---	6.43	---	28	51	5,405
---	---	---	---	September 2024	---	---	---	---	5.28	---	---	---	---	---	---	---	---
---	---	---	---	December 2024	---	---	---	---	5.31	---	---	---	---	---	---	---	---
---	---	---	---	March 2025	---	---	---	---	5.33	---	---	---	---	---	---	---	---

Derivatives notes

Fixing prices and final open positions can be retrieved from the following path <http://www.helex.gr/el/web/guest/statistics-end-of-day-derivatives>

FTSE/Athex Large Cap

(Trade Unit: 1 Index Point x 2€ - Exercise Style: European, Cash Settlement)

Exercise Price	Call Options														Put Options																			
	April 2024							May 2024							Other Months		April 2024							May 2024							Other Months		Exercise Price	
	Open price	Price max	Price min	Last price	Closing price	Volume	Open Interest	Open price	Price max	Price min	Last price	Closing price	Volume	Open Interest	Volume	Open Interest	Open price	Price max	Price min	Last price	Closing price	Volume	Open Interest	Open price	Price max	Price min	Last price	Closing price	Volume	Open Interest	Volume	Open Interest		
2,450	-	-	-	-	-	-	-	-	-	-	-	-	-	-	-	-	-	-	-	-	-	-	-	-	-	-	-	-	-	-	-	-		2,450
2,500	-	-	-	-	-	-	-	-	-	-	-	-	-	-	-	-	-	-	-	-	-	-	-	-	-	-	-	-	-	-	-	-	2,500	
2,550	-	-	-	-	-	-	-	-	-	-	-	-	-	-	-	-	-	-	-	-	-	-	-	-	-	-	-	-	-	-	-	-	2,550	
2,600	-	-	-	-	-	-	-	-	-	-	-	-	-	-	-	-	-	-	-	-	-	-	-	-	-	-	-	-	-	-	-	-	2,600	
2,650	-	-	-	-	-	-	-	-	-	-	-	-	-	-	-	-	-	-	-	-	-	-	-	-	-	-	-	-	-	-	-	-	2,650	
2,700	-	-	-	-	-	-	-	-	-	-	-	-	-	-	-	-	-	-	-	-	-	-	-	-	-	-	-	-	-	-	-	-	2,700	
2,750	-	-	-	-	-	-	-	-	-	-	-	-	-	-	-	-	-	-	-	-	-	-	-	-	-	-	-	-	-	-	-	-	2,750	
2,800	-	-	-	-	-	-	-	-	-	-	-	-	-	-	-	-	-	-	-	-	-	-	-	-	-	-	-	-	-	-	-	-	2,800	
2,850	-	-	-	-	-	-	-	-	-	-	-	-	-	-	-	-	-	-	-	-	-	-	-	-	-	-	-	-	-	-	-	-	2,850	
2,900	-	-	-	-	-	-	-	-	-	-	-	-	-	-	-	-	-	-	-	-	-	-	-	-	-	-	-	-	-	-	-	-	2,900	
2,950	-	-	-	-	-	-	-	-	-	-	-	-	-	-	-	-	-	-	-	-	-	-	-	-	-	-	-	-	-	-	-	-	2,950	
3,000	0.00	0.00	0.00	-	339.00	-	-	-	-	-	-	-	-	-	-	-	0.00	0.00	0.00	-	0.06	-	-	-	-	-	-	-	-	-	-	-	3,000	
3,050	0.00	0.00	0.00	-	289.00	-	-	-	-	-	-	-	-	-	-	-	0.00	0.00	0.00	-	0.25	-	-	-	-	-	-	-	-	-	-	-	3,050	
3,100	0.00	0.00	0.00	-	240.00	-	-	0.00	0.00	0.00	-	247.00	-	-	-	0.00	0.00	0.00	-	0.92	-	-	0.00	0.00	0.00	-	10.50	-	-	-	-	3,100		
3,150	0.00	0.00	0.00	-	192.00	-	-	0.00	0.00	0.00	-	204.00	-	-	-	0.00	0.00	0.00	-	2.80	-	-	0.00	0.00	0.00	-	17.75	-	-	-	-	3,150		
3,200	0.00	0.00	0.00	-	147.00	-	-	0.00	0.00	0.00	-	165.00	-	-	-	0.00	0.00	0.00	-	7.20	-	-	0.00	0.00	0.00	-	28.50	-	-	-	-	3,200		
3,250	102.00	102.00	102.00	102.00	102.00	20	-	128.00	128.00	128.00	128.00	128.00	1	-	-	0.00	102.00	0.00	-	16.00	-	52	0.00	0.00	0.00	-	43.25	-	-	-	-	3,250		
3,300	58.00	58.00	56.00	56.00	56.00	4	26	0.00	0.00	0.00	-	99.50	-	1	-	0.00	58.00	0.00	-	31.25	-	62	0.00	0.00	0.00	-	63.00	-	-	-	-	3,300		
3,350	0.00	0.00	0.00	-	43.75	-	8	0.00	0.00	0.00	-	74.00	-	20	-	49.00	0.00	46.50	46.50	46.50	2	137	89.50	89.50	89.50	89.50	89.50	20	21	-	-	3,350		
3,400	17.00	17.00	17.00	17.00	17.00	1	33	0.00	0.00	0.00	-	53.50	-	40	-	0.00	17.00	0.00	-	85.50	-	107	0.00	0.00	0.00	-	116.00	-	1	-	-	3,400		
3,450	0.00	0.00	0.00	-	12.75	-	63	0.00	0.00	0.00	-	37.25	-	20	-	0.00	0.00	0.00	-	123.00	-	82	0.00	0.00	0.00	-	150.00	-	40	-	-	3,450		
3,500	0.00	0.00	0.00	-	5.90	-	5	0.00	0.00	0.00	-	25.25	-	-	-	0.00	0.00	0.00	-	166.00	-	41	0.00	0.00	0.00	-	188.00	-	-	-	-	3,500		
3,550	0.00	0.00	0.00	-	2.50	-	27	0.00	0.00	0.00	-	16.50	-	-	-	0.00	0.00	0.00	-	213.00	-	40	0.00	0.00	0.00	-	229.00	-	-	-	-	3,550		
3,600	0.00	0.00	0.00	-	0.95	-	5	0.00	0.00	0.00	-	10.50	-	-	-	0.00	0.00	0.00	-	261.00	-	-	0.00	0.00	0.00	-	273.00	-	-	-	-	3,600		
3,650	0.00	0.00	0.00	-	0.32	-	-	0.00	0.00	0.00	-	6.40	-	-	-	0.00	0.00	0.00	-	311.00	-	-	0.00	0.00	0.00	-	319.00	-	-	-	-	3,650		
3,700	0.00	0.00	0.00	-	0.10	-	-	0.00	0.00	0.00	-	3.80	-	-	-	0.00	0.00	0.00	-	360.00	-	-	0.00	0.00	0.00	-	366.00	-	-	-	-	3,700		
3,750	0.00	0.00	0.00	-	0.03	-	-	0.00	0.00	0.00	-	2.20	-	-	-	0.00	0.00	0.00	-	410.00	-	-	0.00	0.00	0.00	-	414.00	-	-	-	-	3,750		
Totals:						25	167						1	81	0	0							2	521							20	62	0	0
Number of Trades:						5							1			0							2								1			0

ALPHA SERVICES HOLD (CR)

(Contract Size: 100 Securities, Exercise Style: American, Physical Delivery)

Exercise Price	Call Options														Put Options														Exercise Price	
	April 2024				May 2024				Other Months		April 2024				May 2024				Other Months											
	Open price	Price max	Price min	Last price	Closing price	Volume	Open Interest	Open price	Price max	Price min	Last price	Closing price	Volume	Open Interest	Volume	Open Interest	Open price	Price max	Price min	Last price	Closing price	Volume	Open Interest	Volume	Open Interest					
0.850						-	-							-	-											0.009				
0.900						-	-							-	-											0.009				
0.950						-	-							-	-											0.010				
1.000						-	-							-	-											0.010				
1.100	0.000	0.000	0.000		0.461	-	-	0.000	0.000	0.000		0.463	-	-		0.000	0.000	0.000		0.001	-	-	0.000	0.000	0.000	0.001	-	-		0.011
1.200	0.000	0.000	0.000		0.361	-	-	0.000	0.000	0.000		0.363	-	-		0.000	0.000	0.000		0.001	-	-	0.000	0.000	0.000	0.001	-	-		0.012
1.300	0.000	0.000	0.000		0.263	-	-	0.000	0.000	0.000		0.266	-	-		0.000	0.000	0.000		0.001	-	-	0.000	0.000	0.000	0.003	-	-		0.013
1.400	0.000	0.000	0.000		0.170	-	-	0.000	0.000	0.000		0.177	-	-		0.000	0.000	0.000		0.009	-	-	0.000	0.000	0.000	0.014	-	-		0.014
1.500	0.000	0.000	0.000		0.094	-	-	0.000	0.000	0.000		0.104	-	-		0.000	0.000	0.000		0.033	-	-	0.000	0.000	0.000	0.040	-	-		0.015
1.600	0.000	0.000	0.000		0.043	-	-	0.000	0.000	0.000		0.053	-	-		0.000	0.000	0.000		0.082	-	-	0.000	0.000	0.000	0.089	-	-		0.016
1.700	0.000	0.000	0.000		0.016	-	-	0.000	0.000	0.000		0.023	-	-		0.000	0.000	0.000		0.155	-	-	0.000	0.000	0.000	0.160	-	-		0.017
1.800	0.000	0.000	0.000		0.005	-	-	0.000	0.000	0.000		0.009	-	-		0.000	0.000	0.000		0.244	-	-	0.000	0.000	0.000	0.246	-	-		0.018
1.900	0.000	0.000	0.000		0.001	-	-	0.000	0.000	0.000		0.003	-	-		0.000	0.000	0.000		0.340	-	-	0.000	0.000	0.000	0.341	-	-		0.019
2.000	0.000	0.000	0.000		0.001	-	-	0.000	0.000	0.000		0.001	-	-		0.000	0.000	0.000		0.440	-	-	0.000	0.000	0.000	0.440	-	-		0.020
2.200	0.000	0.000	0.000		0.001	-	-	0.000	0.000	0.000		0.001	-	-		0.000	0.000	0.000		0.640	-	-	0.000	0.000	0.000	0.640	-	-		0.022
2.400	0.000	0.000	0.000		0.001	-	-	0.000	0.000	0.000		0.001	-	-		0.000	0.000	0.000		0.840	-	-	0.000	0.000	0.000	0.840	-	-		0.024
2.600	0.000	0.000	0.000		0.001	-	-	0.000	0.000	0.000		0.001	-	-		0.000	0.000	0.000		1.04	-	-	0.000	0.000	0.000	1.04	-	-		0.026
Totals:						0	0					0	0		0	0						0	0			0	0		0	0
Number of Trades:						0						0			0						0.00				0			0		

NATIONAL BANK (CR)

(Contract Size: 100 Securities, Exercise Style: American, Physical Delivery)

Call Options																Put Options																
April 2024								May 2024								Other Months		April 2024						May 2024					Other Months		Exercise Price	
Open price	Price max	Price min	Last price	Closing price	Volume	Open Interest	Open price	Price max	Price min	Last price	Closing price	Volume	Open Interest	Volume	Open Interest	Open price	Price max	Price min	Last price	Closing price	Volume	Open Interest	Open price	Price max	Price min	Last price	Closing price	Volume	Open Interest	Volume		Open Interest
3.400					-	-						-	-									-	-									0.034
3.600					-	-						-	-									-	-									0.036
3.800					-	-						-	-									-	-									0.038
4.000					-	-						-	-									-	-									0.040
4.400					-	-						-	-									-	-									0.044
4.800	0.000	0.000	0.000		2.28	-	-	0.000	0.000	0.000		2.29	-	-	0.000	0.000	0.000		0.001	-	-	0.000	0.000	0.000		0.001	-	-	0.000	0.000	0.048	
5.200	0.000	0.000	0.000		1.88	-	-	0.000	0.000	0.000		1.89	-	-	0.000	0.000	0.000		0.001	-	-	0.000	0.000	0.000		0.001	-	-	0.000	0.000	0.052	
5.600	0.000	0.000	0.000		1.48	-	-	0.000	0.000	0.000		1.50	-	-	0.000	0.000	0.000		0.001	-	-	0.000	0.000	0.000		0.002	-	-	0.000	0.000	0.056	
6.000	0.000	0.000	0.000		1.09	-	-	0.000	0.000	0.000		1.11	-	-	0.000	0.000	0.000		0.001	-	-	0.000	0.000	0.000		0.014	-	-	0.000	0.000	0.060	
6.400	0.000	0.000	0.000		0.691	-	-	0.000	0.000	0.000		0.752	-	-	0.000	0.000	0.000		0.005	-	-	0.000	0.000	0.000		0.057	-	-	0.000	0.000	0.064	
6.800	0.000	0.000	0.000		0.340	-	-	0.000	0.000	0.000		0.456	-	-	0.000	0.000	0.000		0.054	-	-	0.000	0.000	0.000		0.160	-	-	0.000	0.000	0.068	
7.200	0.000	0.000	0.000		0.110	-	30	0.000	0.000	0.000		0.243	-	-	0.000	0.000	0.000		0.224	-	-	0.000	0.000	0.000		0.347	-	-	0.000	0.000	0.072	
7.600	0.000	0.000	0.000		0.022	-	-	0.000	0.000	0.000		0.113	-	-	0.000	0.000	0.000		0.537	-	-	0.000	0.000	0.000		0.618	-	-	0.000	0.000	0.076	
8.000	0.000	0.000	0.000		0.002	-	-	0.000	0.000	0.000		0.045	-	-	0.000	0.000	0.000		0.920	-	-	0.000	0.000	0.000		0.952	-	-	0.000	0.000	0.080	
8.400	0.000	0.000	0.000		0.001	-	-	0.000	0.000	0.000		0.016	-	-	0.000	0.000	0.000		1.32	-	-	0.000	0.000	0.000		1.33	-	-	0.000	0.000	0.084	
8.800	0.000	0.000	0.000		0.001	-	-	0.000	0.000	0.000		0.005	-	-	0.000	0.000	0.000		1.72	-	-	0.000	0.000	0.000		1.72	-	-	0.000	0.000	0.088	
9.200	0.000	0.000	0.000		0.001	-	-	0.000	0.000	0.000		0.001	-	-	0.000	0.000	0.000		2.12	-	-	0.000	0.000	0.000		2.12	-	-	0.000	0.000	0.092	
9.600	0.000	0.000	0.000		0.001	-	-	0.000	0.000	0.000		0.001	-	-	0.000	0.000	0.000		2.52	-	-	0.000	0.000	0.000		2.52	-	-	0.000	0.000	0.096	
Totals:					0	30						0	0	0	0	0	0	0	0	0	0	0	0	0	0	0	0	0	0	0	0	324
Number of Trades:					0							0		0		0.00						0								0		0

OPAP (CR)

(Contract Size: 100 Securities, Exercise Style: American, Physical Delivery)

Exercise Price	Call Options														Put Options														Exercise Price			
	April 2024						May 2024						Other Months		April 2024						May 2024						Other Months					
	Open price	Price max	Price min	Last price	Closing price	Volume	Open Interest	Open price	Price max	Price min	Last price	Closing price	Volume	Open Interest	Volume	Open Interest	Open price	Price max	Price min	Last price	Closing price	Volume	Open Interest	Open price	Price max	Price min	Last price	Closing price		Volume	Open Interest	Volume
9.600						-	-							-	-								-	-								0.096
10.000						-	-							-	-								-	-								0.100
11.000	0.000	0.000	0.000		5.13	-	-	0.000	0.000	0.000		5.15	-	-		0.000	0.000	0.000		0.001	-	-		0.000	0.000	0.000		0.001	-	-		0.110
12.000	0.000	0.000	0.000		4.13	-	-	0.000	0.000	0.000		4.15	-	-		0.000	0.000	0.000		0.001	-	-		0.000	0.000	0.000		0.001	-	-		0.120
13.000	0.000	0.000	0.000		3.13	-	-	0.000	0.000	0.000		3.15	-	-		0.000	0.000	0.000		0.001	-	-		0.000	0.000	0.000		0.002	-	-		0.130
14.000	0.000	0.000	0.000		2.13	-	-	0.000	0.000	0.000		2.18	-	-		0.000	0.000	0.000		0.001	-	-		0.000	0.000	0.000		0.025	-	-		0.140
15.000	0.000	0.000	0.000		1.15	-	-	0.000	0.000	0.000		1.30	-	-		0.000	0.000	0.000		0.021	-	-		0.000	0.000	0.000		0.140	-	-		0.150
16.000	0.000	0.000	0.000		0.381	-	-	0.000	0.000	0.000		0.633	-	-		0.000	0.000	0.000		0.248	-	21		0.000	0.000	0.000		0.476	-	-		0.160
17.000	0.000	0.000	0.000		0.055	-	1	0.000	0.000	0.000		0.242	-	-		0.000	0.000	0.000		0.924	-	70		0.000	0.000	0.000		1.09	-	-		0.170
18.000	0.000	0.000	0.000		0.003	-	-	0.000	0.000	0.000		0.073	-	-		0.000	0.000	0.000		1.88	-	-		0.000	0.000	0.000		1.92	-	-		0.180
19.000	0.000	0.000	0.000		0.005	-	-	0.000	0.000	0.000		0.017	-	-		0.000	0.000	0.000		2.88	-	-		0.000	0.000	0.000		2.88	-	-		0.190
20.000	0.000	0.000	0.000		0.001	-	-	0.000	0.000	0.000		0.003	-	-		0.000	0.000	0.000		3.88	-	-		0.000	0.000	0.000		3.88	-	-		0.200
22.000	0.000	0.000	0.000		0.001	-	-	0.000	0.000	0.000		0.001	-	-		0.000	0.000	0.000		5.88	-	-		0.000	0.000	0.000		5.88	-	-		0.220
24.000	0.000	0.000	0.000		0.001	-	-	0.000	0.000	0.000		0.001	-	-		0.000	0.000	0.000		7.88	-	-		0.000	0.000	0.000		7.88	-	-		0.240
Totals:						0	1					0	0	0	0						0	91						0	0	0	0	
Number of Trades:						0						0		0							0.00							0		0		

OTE (CR)

(Contract Size: 100 Securities, Exercise Style: American, Physical Delivery)

Exercise Price	Call Options													Put Options																			
	April 2024						May 2024						Other Months		April 2024						May 2024						Other Months		Exercise Price				
	Open price	Price max	Price min	Last price	Closing price	Volume	Open Interest	Open price	Price max	Price min	Last price	Closing price	Volume	Open Interest	Volume	Open Interest	Open price	Price max	Price min	Last price	Closing price	Volume	Open Interest	Open price	Price max	Price min	Last price	Closing price		Volume	Open Interest	Volume	Open Interest
9.200	0.000	0.000	0.000	4.51	-	-	0.000	0.000	0.000	4.52	-	-				0.000	0.000	0.000	0.001	-	-				0.000	0.000	0.000	0.001		-	-		
9.600	0.000	0.000	0.000	4.11	-	-	0.000	0.000	0.000	4.12	-	-				0.000	0.000	0.000	0.001	-	-				0.000	0.000	0.000	0.001	-	-			0.096
10.000	0.000	0.000	0.000	3.71	-	-	0.000	0.000	0.000	3.72	-	-				0.000	0.000	0.000	0.001	-	-				0.000	0.000	0.000	0.001	-	-			0.100
11.000	0.000	0.000	0.000	2.71	-	-	0.000	0.000	0.000	2.73	-	-				0.000	0.000	0.000	0.001	-	-				0.000	0.000	0.000	0.001	-	-			0.110
12.000	0.000	0.000	0.000	1.71	-	-	0.000	0.000	0.000	1.76	-	-				0.000	0.000	0.000	0.001	-	-				0.000	0.000	0.000	0.027	-	-			0.120
13.000	0.000	0.000	0.000	0.758	-	-	0.000	0.000	0.000	0.910	-	-				0.000	0.000	0.000	0.047	-	71				0.000	0.000	0.000	0.179	-	-			0.130
14.000	0.000	0.000	0.000	0.153	-	-	0.000	0.000	0.000	0.348	-	-				0.000	0.000	0.000	0.442	-	-				0.000	0.000	0.000	0.618	-	-			0.140
15.000	0.000	0.000	0.000	0.009	-	-	0.000	0.000	0.000	0.095	-	-				0.000	0.000	0.000	1.30	-	-				0.000	0.000	0.000	1.37	-	-			0.150
16.000	0.000	0.000	0.000	0.001	-	-	0.000	0.000	0.000	0.018	-	-				0.000	0.000	0.000	2.30	-	-				0.000	0.000	0.000	2.30	-	-			0.160
17.000	0.000	0.000	0.000	0.001	-	-	0.000	0.000	0.000	0.002	-	-				0.000	0.000	0.000	3.30	-	-				0.000	0.000	0.000	3.30	-	-			0.170
18.000	0.000	0.000	0.000	0.001	-	-	0.000	0.000	0.000	0.001	-	-				0.000	0.000	0.000	4.30	-	-				0.000	0.000	0.000	4.30	-	-			0.180
19.000	0.000	0.000	0.000	0.001	-	-	0.000	0.000	0.000	0.001	-	-				0.000	0.000	0.000	5.30	-	-				0.000	0.000	0.000	5.30	-	-			0.190
20.000					-	-					-	-										-	-										0.200
22.000					-	-					-	-										-	-										0.220
Totals:					0	0					0	0	0	0							0	71						0	0	0	0		
Number of Trades:					0						0		0									0.00						0		0			

PIRAEUS FINANCIAL HOLD (CR)

(Contract Size: 100 Securities, Exercise Style: American, Physical Delivery)

Call Options																Put Options																			
April 2024								May 2024								Other Months				April 2024								May 2024				Other Months			
Exercise Price	Open price	Price max	Price min	Last price	Closing price	Volume	Open Interest	Open price	Price max	Price min	Last price	Closing price	Volume	Open Interest	Volume	Open Interest	Open price	Price max	Price min	Last price	Closing price	Volume	Open Interest	Open price	Price max	Price min	Last price	Closing price	Volume	Open Interest	Volume	Open Interest	Exercise Price		
1.800						-	-						-	-									-	-									0.018		
1.900						-	-						-	-									-	-									0.019		
2.000						-	-						-	-									-	-									0.020		
2.200						-	-						-	-									-	-									0.022		
2.400	0.000	0.000	0.000		1.32	-	-						-	-			0.000	0.000	0.000		0.001	-	-									0.024			
2.600	0.000	0.000	0.000		1.12	-	-						-	-			0.000	0.000	0.000		0.001	-	-									0.026			
2.800	0.000	0.000	0.000		0.922	-	-	0.000	0.000	0.000		0.928	-	-			0.000	0.000	0.000		0.001	-	-	0.000	0.000	0.000		0.001	-	-		0.028			
3.000	0.000	0.000	0.000		0.723	-	-	0.000	0.000	0.000		0.732	-	-			0.000	0.000	0.000		0.001	-	-	0.000	0.000	0.000		0.005	-	-		0.030			
3.200	0.000	0.000	0.000		0.524	-	-	0.000	0.000	0.000		0.547	-	-			0.000	0.000	0.000		0.001	-	-	0.000	0.000	0.000		0.019	-	-		0.032			
3.400	0.000	0.000	0.000		0.332	-	-	0.000	0.000	0.000		0.380	-	-			0.000	0.000	0.000		0.009	-	-	0.000	0.000	0.000		0.052	-	-		0.034			
3.600	0.000	0.000	0.000		0.171	-	-	0.000	0.000	0.000		0.243	-	-			0.000	0.000	0.000		0.048	-	-	0.000	0.000	0.000		0.115	-	-		0.036			
3.800	0.000	0.000	0.000		0.066	-	-	0.000	0.000	0.000		0.144	-	-			0.000	0.000	0.000		0.143	-	-	0.000	0.000	0.000		0.216	-	-		0.038			
4.000	0.000	0.000	0.000		0.018	-	30	0.000	0.000	0.000		0.077	-	-			0.000	0.000	0.000		0.296	-	-	0.000	0.000	0.000		0.349	-	-		0.040			
4.400	0.000	0.000	0.000		0.001	-	-	0.000	0.000	0.000		0.017	-	-			0.000	0.000	0.000		0.680	-	-	0.000	0.000	0.000		0.690	-	-		0.044			
4.800	0.000	0.000	0.000		0.002	-	-	0.000	0.000	0.000		0.003	-	-			0.000	0.000	0.000		1.08	-	-	0.000	0.000	0.000		1.08	-	-		0.048			
5.200	0.000	0.000	0.000		0.001	-	-	0.000	0.000	0.000		0.001	-	-			0.000	0.000	0.000		1.48	-	-	0.000	0.000	0.000		1.48	-	-		0.052			
5.600	0.000	0.000	0.000		0.001	-	-	0.000	0.000	0.000		0.001	-	-			0.000	0.000	0.000		1.88	-	-	0.000	0.000	0.000		1.88	-	-		0.056			
6.000	0.000	0.000	0.000		0.001	-	-	0.000	0.000	0.000		0.001	-	-			0.000	0.000	0.000		2.28	-	-	0.000	0.000	0.000		2.28	-	-		0.060			
6.400	0.000	0.000	0.000		0.001	-	-	0.000	0.000	0.000		0.001	-	-			0.000	0.000	0.000		2.68	-	-	0.000	0.000	0.000		2.68	-	-		0.064			
Totals:						0	30						0	0	0	0						0	0												
Number of Trades:						0							0	0	0							0.00										0			

PPC (CR)

(Contract Size: 100 Securities, Exercise Style: American, Physical Delivery)

Exercise Price	Call Options														Put Options																				
	April 2024						May 2024						Other Months		April 2024						May 2024						Other Months		Exercise Price						
	Open price	Price max	Price min	Last price	Closing price	Volume	Open Interest	Open price	Price max	Price min	Last price	Closing price	Volume	Open Interest	Volume	Open Interest	Open price	Price max	Price min	Last price	Closing price	Volume	Open Interest	Open price	Price max	Price min	Last price	Closing price		Volume	Open Interest	Volume	Open Interest		
6.800	-	-	-	-	-	-	-	-	-	-	-	-	-	-	-	-	-	-	-	-	-	-	-	-	-	-	-	-		-	-	-	-	0.068	
7.200	-	-	-	-	-	-	-	-	-	-	-	-	-	-	-	-	-	-	-	-	-	-	-	-	-	-	-	-	-	-	-	-	0.072		
7.600	-	-	-	-	-	-	-	-	-	-	-	-	-	-	-	-	-	-	-	-	-	-	-	-	-	-	-	-	-	-	-	0.076			
8.000	-	-	-	-	-	-	-	-	-	-	-	-	-	-	-	-	-	-	-	-	-	-	-	-	-	-	-	-	-	-	-	0.080			
8.400	0.000	0.000	0.000	2.86	-	-	0.000	0.000	0.000	0.000	2.87	-	-	0.000	0.000	0.000	0.001	-	-	0.000	0.000	0.000	0.001	-	-	0.000	0.000	0.000	0.004	-	-	0.084			
8.800	0.000	0.000	0.000	2.46	-	-	0.000	0.000	0.000	0.000	2.48	-	-	0.000	0.000	0.000	0.001	-	-	0.000	0.000	0.000	0.001	-	-	0.000	0.000	0.000	0.004	-	-	0.088			
9.200	0.000	0.000	0.000	2.06	-	-	0.000	0.000	0.000	0.000	2.09	-	-	0.000	0.000	0.000	0.001	-	-	0.000	0.000	0.000	0.001	-	-	0.000	0.000	0.000	0.013	-	-	0.092			
9.600	0.000	0.000	0.000	1.66	-	-	0.000	0.000	0.000	0.000	1.71	-	-	0.000	0.000	0.000	0.001	-	-	0.000	0.000	0.000	0.001	-	-	0.000	0.000	0.000	0.034	-	-	0.096			
10.000	0.000	0.000	0.000	1.27	-	-	0.000	0.000	0.000	0.000	1.35	-	-	0.000	0.000	0.000	0.008	-	-	0.000	0.000	0.000	0.008	-	-	0.000	0.000	0.000	0.079	-	-	0.100			
11.000	0.000	0.000	0.000	0.429	-	16	0.000	0.000	0.000	0.000	0.635	-	50	0.000	0.000	0.000	0.170	-	52	0.000	0.000	0.000	0.170	-	52	0.000	0.000	0.000	0.360	-	-	0.110			
12.000	0.000	0.000	0.000	0.060	-	21	0.000	0.000	0.000	0.000	0.223	-	-	0.000	0.000	0.000	0.802	-	-	0.000	0.000	0.000	0.802	-	-	0.000	0.000	0.000	0.948	-	-	0.120			
13.000	0.000	0.000	0.000	0.003	-	5	0.000	0.000	0.000	0.000	0.060	-	5	0.000	0.000	0.000	1.75	-	-	0.000	0.000	0.000	1.75	-	-	0.000	0.000	0.000	1.79	-	-	0.130			
14.000	0.000	0.000	0.000	0.001	-	-	0.000	0.000	0.000	0.000	0.011	-	-	0.000	0.000	0.000	2.75	-	-	0.000	0.000	0.000	2.75	-	-	0.000	0.000	0.000	2.75	-	-	0.140			
15.000	0.000	0.000	0.000	0.001	-	-	0.000	0.000	0.000	0.000	0.002	-	-	0.000	0.000	0.000	3.75	-	-	0.000	0.000	0.000	3.75	-	-	0.000	0.000	0.000	3.75	-	-	0.150			
16.000	0.000	0.000	0.000	0.001	-	-	0.000	0.000	0.000	0.000	0.001	-	-	0.000	0.000	0.000	4.75	-	-	0.000	0.000	0.000	4.75	-	-	0.000	0.000	0.000	4.75	-	-	0.160			
17.000	0.000	0.000	0.000	0.001	-	-	0.000	0.000	0.000	0.000	0.001	-	-	0.000	0.000	0.000	5.75	-	-	0.000	0.000	0.000	5.75	-	-	0.000	0.000	0.000	5.75	-	-	0.170			
18.000	0.000	0.000	0.000	0.001	-	-	0.000	0.000	0.000	0.000	-	-	-	0.000	0.000	0.000	6.75	-	-	0.000	0.000	0.000	-	-	-	0.000	0.000	0.000	-	-	-	0.180			
Totals:						0	42							0	55	0	0							0	52							0	0	0	0
Number of Trades:						0							0							0							0							0	

Lending Products	Underlying Title	Multilateral Transactions[1]					Bilateral Transactions[2]		Stock Borrowing through OTC (volume)[3]
		Open Interest[5]	Volume(Offered)	Average Weighted	Transactions volume	Average Weighted	Transactions Volume	Average Weighted	Transactions Volume
ADMIEBOR	ADMIE (IPTO) HOLDING S.A. (CR)	---	---	---	---	---	---	247,580	
AEGNBOR	AEGEAN AIRLINES (CR)	568	---	---	---	---	---	237,330	
AETFBOR	ALPHA ETF FTSE Athex Large Cap	---	---	---	---	---	---	---	
ALPHABOR	ALPHA SERVICES HOLD (CR)	---	---	---	---	---	---	61,855,324	
AIABOR	ATHENS INTL AIRPORT (CR)	---	---	---	---	---	---	141,707	
OTOELBOR	AUTOHELLAS SA (CR)	1,500	---	---	---	---	---	88,989	
AVAXBOR	AVAX S.A. (CR)	2,000	---	---	---	---	---	---	
EEEBOR	CC HBC AG (CR)	2,910	---	---	---	---	---	44,377	
CENERBOR	CENERGY HOLDINGS (CB)	---	---	---	---	---	---	22,114	
ELLAKTORBOR	ELLAKTOR (CR)	2,681	---	---	---	---	---	79,965	
ELHABOR	ELVALHALCOR (CR)	788	---	---	---	---	---	64,887	
EUROBBOR	EUROBANK HOLDINGS (CR)	---	---	---	---	---	---	34,119,211	
EYDAPBOR	EYDAP S.A. (CR)	845	---	---	---	---	---	260,254	
FOYRKBOR	FOURLIS (CR)	230	---	---	---	---	---	13,799	
GEKTERNABOR	GEK TERNA (CR)	---	---	---	---	---	---	3,698	
SARBOR	GR. SARANTIS S.A. (CR)	457	---	---	---	---	---	112,145	
EXAEBOR	HELLENIC EXCHANGES-A.S.E. (CR)	200	---	---	---	---	---	152,047	
ELPEBOR	HELLENIQ ENERGY (CR)	---	---	---	---	---	---	349,241	
INTRKBOR	INTRACOM HOLDINGS (CR)	---	---	---	---	---	---	44,431	
INKATBOR	INTRAKAT (CR)	---	---	---	---	---	---	---	
BELABOR	JUMBO SA (CR)	---	---	---	---	---	---	195,735	
LAMDABOR	LAMDA DEVELOPMENT SA (CR)	400	---	---	---	---	---	223,277	
MIGBOR	MIG (CR)	1,992	---	---	---	---	---	40,179	
MOHBOR	MOTOR OIL (CR)	18,581	---	---	---	---	---	405,480	
MYTILBOR	MYTILINEOS (CR)	30,318	---	---	1,362	4.88%	---	151,530	
ETEBOR	NATIONAL BANK (CR)	---	---	---	---	---	---	13,568,496	
OPAPBOR	OPAP (CR)	---	---	---	---	---	---	1,816,120	
OPTIMABOR	OPTIMA BANK (CR)	6,003	---	---	100	4.88%	---	2,613	
HTOBOR	OTE (CR)	4,076	---	---	12,500	4.88%	---	2,097,610	
PPABOR	P.P.A. S.A. (CR)	4,500	---	---	---	---	---	65,980	
TPEIRBOR	PIRAEUS FINANCIAL HOLD (CR)	25,000	---	---	35,000	5.48%	---	8,748,689	

Stock Lending Notes

[1] - Multilateral contracts Lending or Borrowing as per Methods 8-1, 8-2 and 8-3-3 (According to ATHEX BoD Resolution No.17)

[2] - Bilateral Contracts Lending or Borrowing as per Methods 8-3-1 and 8-3-2 (According to ATHEX BoD Resolution No.20)

[3] - The information concerning OTC Stock Borrowing Transactions is based on the statements of the Dematerialised Securities System (DSS) operators involved and refers to volumes that have been registered up until the previous working day.

[4] - Average Price (Volume weighted)

[5] - The Data concerning Open Interest before the start of trading session

Lending Products	Underlying Title	Open Interest[5]	Multilateral Transactions[1]				Bilateral Transactions[2]		Stock Borrowing through OTC (volume)[3]	
			Volume(Offered)	Average Weighted	Transactions volume	Average Weighted	Transactions Volume	Average Weighted	Transactions Volume	Transactions Volume
PPCBOR	PPC (CR)	2,500	---	---	---	---	---	---	1,278,881	
QUALBOR	QUALITY & RELIABILITY SA (CR)	---	---	---	---	---	---	---	---	
QUESTBOR	QUEST HOLDINGS (CR)	391	---	---	---	---	---	---	21,333	
TENERGYBOR	TERNA ENERGY (CR)	---	---	---	---	---	---	---	318,768	
TITCBOR	TITAN CEMENT (CB)	5,257	---	---	---	---	---	---	219,439	
VIOBOR	VIOHALCO SA/NV (CB)	744	---	---	---	---	---	---	---	

Stock Lending Notes

[1] - Multilateral contracts Lending or Borrowing as per Methods 8-1, 8-2 and 8-3-3 (According to ATHEX BoD Resolution No.17)

[2] - Bilateral Contracts Lending or Borrowing as per Methods 8-3-1 and 8-3-2 (According to ATHEX BoD Resolution No.20)

[3] - The information concerning OTC Stock Borrowing Transactions is based on the statements of the Dematerialised Securities System (DSS) operators involved and refers to volumes that have been registered up until the previous working day.

[4] - Average Price (Volume weighted)

[5] - The Data concerning Open Interest before the start of trading session

Sectors codification for listed companies

12003-	ETF	10101010	Computer Services
10101015	Software	10102030	Computer Hardware
15101010	Telecommunications Equipment	15102015	Telecommunications Services
20101010	Health Care Facilities	20101025	Health Care Services
20102010	Medical Equipment	20103015	Pharmaceuticals
30101010	Banks	30202000	Diversified Financial Services
30202010	Asset Managers & Custodians	30202015	Investment Services
30204000	Closed End Investments	30302010	Full Line Insurance
30302015	Insurance Brokers	30302025	Property and Casualty Insurance
35101010	Real Estate Holding and Development	35101015	Real Estate Services
35102000	Diversified REITs	35102030	Office REITs
35102045	Retail REITs.	40201040	Rental & Leasing Services: Consumer
40202010	Home Construction	40202015	Household Furnishings
40202020	Household Appliance	40203040	Electronic Entertainment
40204020	Clothing & Accessories	40301010	Entertainment
40301030	Publishing	40301035	Radio & TV Broadcasters
40401010	Diversified Retailers	40401020	Apparel Retailers
40401025	Home Improvement Retailers	40401030	Specialty Retailers
40501010	Airlines	40501015	Travel & Tourism
40501020	Casinos & Gambling	40501025	Hotels & Motels
45101015	Distillers & Vintners	45101020	Soft Drinks
45102010	Farming Fishing Ranching & Plantations	45102020	Food Products
45103010	Tobacco	45201010	Food Retailers & Wholesalers
45201020	Personal Products	50101010	Construction
50101020	Building Roof/Wallboard and Plumbing	50101030	Cement
50101035	Building Materials: Other	50202010	Electrical Components
50203015	Plastics	50203030	Containers & Packaging
50204000	Machinery: Industrial	50204020	Machinery: Construction & Handling
50205010	Industrial Suppliers	50205020	Back Office Support HR & Consulting
50205030	Forms & Bulk Printing Services	50206015	Commercial Vehicles & Parts
50206030	Marine Transportation	50206060	Transportation Services
55101000	Diversified Materials	55101020	Textile Products
55102000	General Mining	55102010	Iron & Steel
55102015	Metal Fabricating	55102035	Aluminum
60101020	Oil Refining and Marketing	65101010	Alternative Electricity
65101015	Conventional Electricity	65102000	Multi-Utilities
65102030	Water		



ATHEX
Athens Stock Exchange

Λεωφ. Αθηνών 110 104 42 Αθήνα
110, Athinon Ave. GR 104 42 Athens
tel. (+30)210-33.66.800, fax (+30)210-33.66.101
www.athexgroup.gr