

24

Ημερήσιο Δελτίο  
Συναλλακτικής Δραστηριότητας

Daily Official List  
of Trading Activity

Wednesday, 3 April, 2024

Year: 145 Trading Day No: 63



**ATHEXGROUP**  
Athens Exchange Group

**Disclaimer:**

Hellenic Exchanges-Athens Stock Exchange S.A endeavours to ensure that the data and other material ("Information") presented on the Daily Official List are accurate and complete, but it is not liable for any errors or omissions of data or /and for the accuracy, credibility, updating and completeness of the aforesaid information nor it has any liability arising directly or indirectly from the use of the above Information.

The Company is not liable for the accuracy of the data included in listed companies' announcements. Only the sender of such an announcement is fully and solely liable for any infringement of third party's rights from the content of such announcement. All contents of the Daily Official List are provided only for information purposes and do not constitute investment advice or solicitation to invest in securities or other products listed for trading on the Exchange.

You acknowledge and agree that the Company is the owner of any property rights related to any Information appearing on the Daily Official List including intellectual property rights copyright, trademarks, etc.

The above data are a property of the Hellenic Exchanges-Athens Exchange and are copyright protected. Users are forbidden to reproduce, modify, copy, sale, transmit or redistribute, by all reproduction means and methods, part or the whole of the above data, without reference to their source.

The commercial exploitation of these data is, also, forbidden by third parties. Hellenic Exchanges-Athens Exchange does not carry any responsibility, direct or indirect, derived from usage or accidental alteration of the above data when used by third parties.

---

**Hellenic Exchanges – Athens Stock Exchange S.A.**

110 Athinon Ave., 10442 Athens, Tel: (210) 33.66.800, Fax: (210) 32.13.938

[www.athexgroup.gr](http://www.athexgroup.gr)

---

**Thessalonica Stock Exchange Center (T.S.E.C)**

16-18 Katouni Str., Thessalonica 546 25 Tel: (2310) 567.667, Fax: (2310) 530.545

**Athex Members Guarantee Fund**

14-16 Fidiou Str., Athens 106 78, Tel: (210) 33.04.682, Fax: (210) 33.04.155

**Hellenic Republic Capital Market Commission**

1 Kolokotroni Str. & 1 Stadiou Str., Athens 10562 Tel: (210) 33.77.100 Fax: (210) 33.77.173

---

**Table of Contents**

---

**Section 1: Statistical Figures of Securities, Derivatives and Lending**

Summary of Markets

Athex Indices

Analytic Figures for Athex Market's Boards and Categories

Trading Details by Athex Sectors and Financial Instruments (ETFs)

Top 10 best &amp; worst performing Shares

Derivatives Summary

**Section 2: Analytic Figures of Shares Transactions**

Analytic Figures of Shares Transactions

Shares' Notes

**Section 3: Figures of Securities Transactions**

Securities Blocks Details

Shares Rights Details

Stock Borrowing

Forced Sales Details

Forced Sales Registered Shares

Exchange Traded Funds (ETFs) Characteristics

**Section 5: Bonds traded in Fixed Income Assets Market**

Convertible Corporate Bonds - Regulated Market

Non Convertible Corporate Bonds - Regulated Market

Government Bonds

Treasury Bills &amp; Zero Coupon Government Bonds

Government Bonds Traded with the Open Outcry Method

State Banks Bonds

**Section 6: Additional Infos**

Athex &amp; ATHEXClear Members List

List of Stocks under Market Making operations

**Section 7: Derivatives Market Analytic Figures**

Index Futures

Stock Futures

Index Options

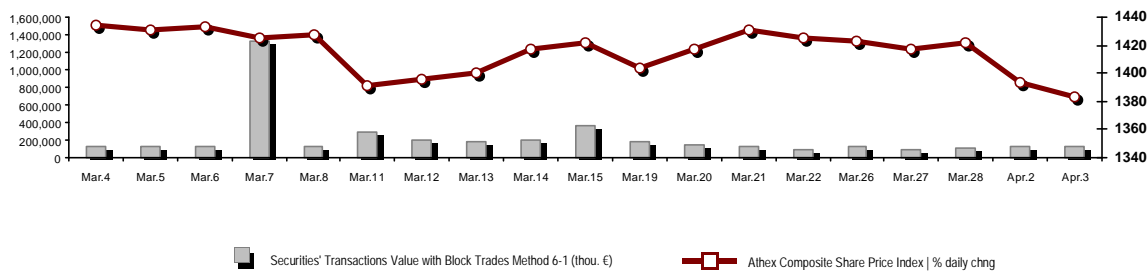
Stock Options

Stock Lending Analytic Figures

**Appendix A: Sectors codification for listed companies**

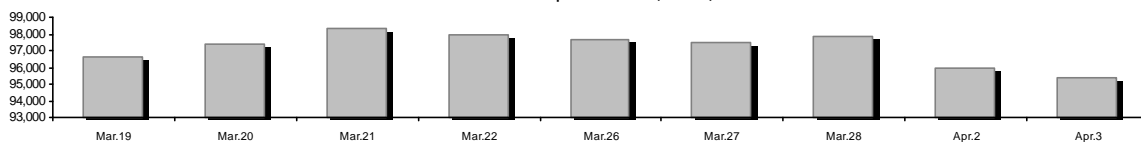
## Summary of Markets

Athex Composite Share Price Index vs Shares and Derivatives Transactions Value

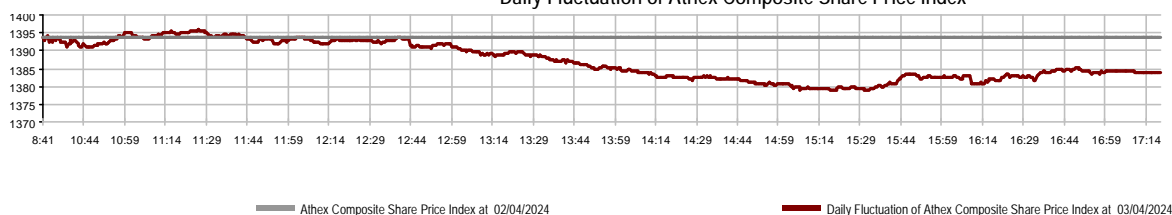


Athex Capitalisation (mill. €)**:	95,372.36		Derivatives Total Open Interest	508,253
Daily change: mill. €   %	-578.00	-0.60%	in Index Futures   % daily chng	5,941 -8.50%
Yearly Avg Capitalisation: mill. €   % chng prev year Avg	94,774.21	17.90%	in Stock Futures   % daily chng	500,861 -1.75%
Athex Composite Share Price Index   % daily chng	1,383.69	-0.73%	in Index Options   % daily chng	755 -2.08%
Athex Composite Share Price Index Capitalisation (mill. €)	86,780.69		in Stock Options   % daily chng	696 0.00%
Daily change (mill. €)	-582.52			
Securities' Transactions Value with Block Trades Method 6-1 (t)	126,678.56		Derivatives Contracts Volume:	36,376
Daily change: %	6,892.96	5.75%	Daily change: pieces   %	7,319 25.19%
YTD Avg Trans. Value: thou. €   % chng prev year Avg	143,569.55	31.03%	YTD Avg Derivatives Contracts % chng prev year Avg	42,358 -3.65%
Blocks Transactions Value of Method 6-1 (thou. €)	13,709.89		Derivatives Trades Number:	2,069
Blocks Transactions Value of Method 6-2 & 6-3 (thou. €)	0.00		Daily change: number   %	-64 -3.00%
Bonds Transactions Value (thou.€)	1,334.07		YTD Avg Trades number % chng prev year Avg	2,154 -7.58%
Securities' Transactions Volume with Block Trades Method 6-1 (tho)	28,195.14		Lending Total Open Interest	77,916
Daily change: thou. pieces   %	1,259.47	4.68%	Daily change: pieces   %	28,335 57.15%
YTD Avg Volume: % chng prev year Avg	33,595.25	-0.08%	Lending Volume (Multilateral/Bilateral)	35,525
Blocks Transactions Volume of Method 6-1 (thou. Pieces)	2,843.12		Daily change: pieces   %	7,190
Blocks Transactions Volume of Method 6-2 & 6-3 (thou. Pieces)	0.00		Multilateral Lending	34,025
Bonds Transactions Volume	1,388,000		Bilateral Lending	1,500
Securities' Trades Number with Block Trades Method 6-1	45,274		Lending Trades Number:	13
Daily change: number   %	-326	-0.71%	Daily change: %	5
YTD Avg Trades number % chng prev year Avg	41,327	14.09%	Multilateral Lending Trades Number	11
Number of Blocks Method 6-1	23		Bilateral Lending Trades Number	2
Number of Blocks Method 6-2 & 6-3	0			
Number of Bonds Transactions	179			

Athex Capitalisation (mill. €)\*\*



Daily Fluctuation of Athex Composite Share Price Index



## Athex Indices

Index name	03/04/2024	02/04/2024	pts.	%	Min	Max	Year min	Year max	Year change
Athex Composite Share Price Index	1,383.69 €	1,393.84	-10.15	-0.73%	1,378.93	1,395.84	1,293.14	1,437.65	7.00% #
Athex Composite Index Total Return Index	2,525.48 €	2,544.03	-18.55	-0.73%	2,516.80	2,547.66	2,355.44	2,621.34	7.22% #
Athex ESG Index	1,563.57 €	1,575.36	-11.79	-0.75%	1,559.08	1,578.48	1,471.77	1,643.01	6.24% #
ATHEX Alternative Market Price Index	12,138.86 €	12,237.13	-98.27	-0.80%	11,948.90	12,270.66	9,352.11	13,974.15	29.80% #
FTSE/Athex Large Cap	3,328.73 €	3,353.65	-24.92	-0.74%	3,319.69	3,361.10	3,122.79	3,495.52	6.59% #
FTSE/Athex Mid Cap Index	2,294.07 €	2,318.68	-24.61	-1.06%	2,278.59	2,324.85	2,212.15	2,459.55	1.92% #
FTSE/ATHEX High Dividend Yield Index	4,035.07 €	4,077.42	-42.35	-1.04%	4,023.96	4,080.99	3,752.57	4,182.26	6.99% #
FTSE/Athex Market Index	794.72 €	800.49	-5.77	-0.72%	792.33	801.91	746.82	834.20	6.41% #
FTSE/Athex Banks	1,163.72 €	1,170.02	-6.30	-0.54%	1,150.00	1,171.45	1,057.67	1,269.79	9.62% #
FTSE/ATHEX TECHNOLOGY & TELECOMMUNICAT	5,268.34 €	5,300.99	-32.65	-0.62%	5,242.00	5,327.96	4,915.95	5,567.15	3.86% #
FTSE/ATHEX FINANCIAL SERVICES	5,482.43 €	5,512.44	-30.01	-0.54%	5,418.50	5,519.35	4,996.31	5,980.67	9.34% #
FTSE/ATHEX REAL ESTATE	4,784.61 €	4,807.63	-23.02	-0.48%	4,784.61	4,821.36	4,784.61	5,120.52	-3.55% €
FTSE/ATHEX CONSUMER DISCRETIONARY	5,263.12 €	5,321.41	-58.29	-1.10%	5,243.97	5,349.88	4,993.33	5,557.48	4.93% #
FTSE/ATHEX CONSUMER STAPLES	6,150.40 €	6,184.32	-33.92	-0.55%	6,133.08	6,267.31	5,069.68	6,448.78	20.87% #
FTSE/ATHEX INDUSTRIALS	5,812.12 €	5,856.01	-43.89	-0.75%	5,766.15	5,860.60	5,044.08	6,010.72	14.38% #
FTSE/ATHEX BASIC MATERIALS	4,814.92 #	4,811.82	3.10	0.06%	4,786.72	4,854.61	4,786.72	5,876.05	-1.12% €
FTSE/ATHEX ENERGY & UTILITIES	5,054.60 €	5,111.05	-56.45	-1.10%	5,052.93	5,141.47	4,987.63	5,361.67	1.34% #
Athex All Share Index	319.88 €	321.82	-1.94	-0.60%	319.88	319.88	304.60	332.01	5.92% #
Hellenic Mid & Small Cap Index	2,022.57 €	2,037.95	-15.38	-0.75%	2,016.97	2,042.58	1,929.00	2,092.76	4.85% #
FTSE/Athex Large Cap Total Return	5,519.88 €	5,561.20	-41.32	-0.74%			5,201.70	5,780.01	6.83% #
FTSE/Athex Mid Cap Total Return	3,089.46 €	3,122.60	-33.14	-1.06%			3,005.84	3,302.69	1.92% #
MSCI GREECE REBASED	5,275.86 €	5,322.54	-46.68	-0.88%	5,258.13	5,333.68	4,984.69	5,636.99	5.84% #
Hellenic Corporate Bond Index	131.34 €	131.50	-0.16	-0.12%			129.54	131.50	1.31% #
Hellenic Corporate Bond Price Index	91.18 €	91.26	-0.08	-0.09%			90.52	91.26	0.59% #

Note 1: FTSE/Med 100, Hellenic Corporate Bond Price Index and Hellenic Corporate Bond Index closing prices refer to the previous trading day of 28/03/2024.

Note 2: The Hellenic Mid & Small Cap Index is a Customized index calculated by the Athens Exchange.

## Analytic Figures for Athex Market's Boards and Categories

	Total Traded Securities	Main Market	Surveillance	Exchange Traded Funds (ETFs)
Totals	126	119	6	1
Gain / Lose / Same:	32 / 74 / 20	30 / 70 / 19	2 / 3 / 1	0 / 1 / 0
Athex Capitalisation (mill. €) **	95,372.36	95,284.32	88.04	
Daily Average Trans/ons Value(thou.€)	143,569.55	143,320.00	52.98	303.99
Transactions Value	126,678.56	126,298.18	28.74	351.63
Main Board:	112,968.67	112,588.29	28.74	351.63
Blocks Board 6_2_3:	13,709.89	13,709.89	0.00	0.00
Forced Sales Board:	0.00	0.00	0.00	0.00
Special Terms Board:	0.00	0.00	0.00	0.00
Daily Average Transactions Volume	33,595,252	33,371,232	239,824	8,950
Transactions Volume	28,195,140	28,056,885	127,797	10,458
Main Board:	25,352,018	25,213,763	127,797	10,458
Blocks Board 6_2_3:	2,843,122	2,843,122	0	0
Forced Sales Board:	0	0	0	0
Special Terms Board:	0	0	0	0
Daily Average Number of Trades	41,327	41,181	82	65
Number of Trades	45,274	45,114	71	89
Main Board:	45,251	45,091	71	89
Blocks Board 6_2_3:	23	23	0	0
Forced Sales Board:	0	0	0	0
Special Terms Board:	0	0	0	0

## Trading Details by Athex Sectors and Financial Instruments (ETFs)

Code	Sectors	Gain / Lose / Same	Number of Trades	Transactions Volume	Transactions Value	% of Total Trans. Value
3010	- Banks	3 / 4 / 0	15,742	19,690,955	60,862,425.76	48.04%
5510	- Basic Resources	3 / 7 / 4	1,273	393,913	1,066,216.23	0.84%
5010	- Construction & Materials	6 / 8 / 1	4,044	1,519,412	7,028,156.69	5.55%
4020	- Consumer Products & Services	3 / 2 / 2	477	318,874	1,084,671.43	0.86%
6010	- Energy	0 / 4 / 0	2,027	289,249	3,611,319.70	2.85%
12000	- Financial Instruments	0 / 1 / 0	89	10,458	351,633.34	0.28%
3020	- Financial Services	1 / 4 / 0	894	225,573	1,168,184.09	0.92%
4510	- Food Beverage & Tobacco	2 / 4 / 0	506	104,184	1,286,720.46	1.02%
2010	- Health Care	2 / 0 / 1	168	115,358	100,289.46	0.08%
5020	- Industrial Goods & Services	3 / 10 / 5	2,193	847,497	6,590,339.18	5.20%
3030	- Insurance	0 / 1 / 0	30	2,022	9,892.69	0.01%
4030	- Media	0 / 0 / 0	---	---	---	---
4520	- Personal Care, Drug & Grocery Stores	0 / 1 / 1	284	73,914	773,440.11	0.61%
3510	- Real Estate	3 / 9 / 1	957	347,178	1,477,465.96	1.17%
4040	- Retail	1 / 4 / 1	2,097	241,196	3,773,628.24	2.98%
1010	- Technology	4 / 5 / 1	2,558	872,472	2,374,157.53	1.87%
1510	- Telecommunications	0 / 1 / 1	1,505	464,416	6,371,613.79	5.03%
4050	- Travel & Leisure	1 / 4 / 1	4,214	1,466,434	10,405,480.55	8.21%
6510	- Utilities	0 / 5 / 1	6,216	1,212,035	18,342,922.68	14.48%

## Top 10 best &amp; worst performing Shares

## Main Market

With positive Price change			With negative Price change		
	Closing price	change		Closing price	change
QUALITY & RELIABILITY SA (CR)	1.41	13.71% #	ALPHA REAL ESTATE (CR)	7.66	-4.01% €
CENTRIC HOLDINGS (CR)	0.438	6.31% #	FOURLIS (CR)	4.015	-3.95% €
OPTIMA BANK (CR)	8.49	3.54% #	AVAX S.A. (CR)	1.5	-3.72% €
KLOUKINAS - LAPPAS SA (CR)	1.5	2.74% #	KRI-KRI S.A. (CR)	11	-3.08% €
ILYDA S.A. (CR)	1.74	2.35% #	KEKROPS SA (CR)	1.46	-2.67% €
LAVIPHARM SA (CR)	0.87	2.35% #	MOTOR OIL (CR)	27	-2.17% €
ATTICA BANK S.A. (CR)	11.2	2.28% #	DOMIKI KRITIS SA (CR)	4.57	-1.93% €
AEGEAN AIRLINES (CR)	12.23	1.92% #	INTRAKAT (CR)	5.09	-1.93% €
ORILINA PROPERTIES REIC (CR)	0.875	1.74% #	EYDAP S.A. (CR)	5.68	-1.90% €
ELVALHALCOR (CR)	1.914	1.27% #	JUMBO SA (CR)	26.3	-1.65% €

With the highest Transactions Value			With the highest Transactions Volume		
	Value (thou. €)	change		Volume	change
PIRAEUS FINANCIAL HOLD (CR)	25,480.09	-1.27% €	PIRAEUS FINANCIAL HOLD (CR)	6,864,240	-1.27% €
NATIONAL BANK (CR)	17,325.95	-0.53% €	ALPHA SERVICES HOLD (CR)	5,392,542	-1.27% €
MYTILINEOS (CR)	10,264.21	-1.27% €	EUROBANK HOLDINGS (CR)	4,857,600	0.65% #
EUROBANK HOLDINGS (CR)	8,562.37	0.65% #	NATIONAL BANK (CR)	2,461,849	-0.53% €
ALPHA SERVICES HOLD (CR)	8,481.89	-1.27% €	INTRALOT (CR)	787,548	-0.35% €
OPAP (CR)	6,650.44	-1.16% €	INTRAKAT (CR)	556,529	-1.93% €
OTE (CR)	6,355.12	-0.80% €	OTE (CR)	462,266	-0.80% €
PPC (CR)	5,050.78	-0.53% €	PPC (CR)	446,949	-0.53% €
ATHENS INTL AIRPORT (CR)	3,790.90	-0.65% €	ATHENS INTL AIRPORT (CR)	445,531	-0.65% €
JUMBO SA (CR)	3,328.70	-1.65% €	OPAP (CR)	408,953	-1.16% €

Note: Stocks that are not included in the "Under Supervision" category, and the transactions value is more than 10,000 €.

## Derivatives Summary

	Number of Trades	Volume	Open Interest
Index Futures	266	949	5,941
FTSE/Athex Banks	3	30	1,187
FTSE/Athex Large Cap	263	919	4,704
MSCI GREECE REBASED	0	0	50
Stock Futures	1,786	35,320	500,861
ADMIE (IPTO) HOLDING S.A. (CR)	44	1,140	28,409
AEGEAN AIRLINES (CR)	21	63	5,235
ALPHA SERVICES HOLD (CR)	288	15,006	189,890
ATHENS INTL AIRPORT (CR)	0	0	681
AUTOHELLAS SA (CR)	0	0	236
AVAX S.A. (CR)	18	90	895
CC HBC AG (CR)	0	0	84
CENERGY HOLDINGS (CB)	35	182	4,937
ELLAKTOR (CR)	41	170	5,029
ELVALHALCOR (CR)	36	191	4,234
EUROBANK HOLDINGS (CR)	85	3,090	42,417
EYDAP S.A. (CR)	21	39	4,303
FOURLIS (CR)	18	60	1,109
GEK TERNA (CR)	69	378	15,832
HELLENIC EXCHANGES-A.S.E. (CR)	51	250	8,470
HELLENIQ ENERGY (CR)	29	101	5,708
INTRACOM HOLDINGS (CR)	65	406	8,012
INTRAKAT (CR)	66	469	2,354
JUMBO SA (CR)	3	34	477
LAMDA DEVELOPMENT SA (CR)	10	22	6,011
MIG (CR)	3	7	97
MOTOR OIL (CR)	14	24	359
MYTILINEOS (CR)	84	203	4,547
NATIONAL BANK (CR)	201	2,901	14,915
OPAP (CR)	1	1	874
OPTIMA BANK (CR)	6	22	58
OTE (CR)	46	389	6,931
P.P.A. S.A. (CR)	4	23	133
PIRAEUS FINANCIAL HOLD (CR)	382	9,374	74,453
PPC (CR)	55	314	29,617
QUEST HOLDINGS (CR)	4	9	180
TERNA ENERGY (CR)	49	238	28,786
TITAN CEMENT (CB)	1	2	162
VIOHALCO SA/NV (CB)	36	122	5,426
Index Options	17	107	755
FTSE/Athex Large Cap	17	107	755
Stock Options	0	0	696
ALPHA SERVICES HOLD (CR)	0	0	0
NATIONAL BANK (CR)	0	0	354
OPAP (CR)	0	0	92
OTE (CR)	0	0	71
PIRAEUS FINANCIAL HOLD (CR)	0	0	30
PPC (CR)	0	0	149
<b>Total Derivatives Traded</b>	<b>2,069</b>	<b>36,376</b>	<b>508,253</b>











## Shares' Notes

Code	Note text
( )	- Adjusted dividends.
*	- Last adjusted closing price.
[1]	- Net dividends.
[2]	- The "Date of Last Coupon" for New listings refers to the date company's stocks started to trade in Athex
[3]	- The Company Market Value is referred to the number of outstanding shares
[4]	- Sectors codification can be found in Appendix A
[5]	- The Market Value refers to the total number of shares listed (including their several classes) in the exchange by the company.
[6]	- P/E greater than 100
[7]	- Last view of the Order Book before the end of the trading session
[8]	- All Blocks Methods' Transactions Value are included.
4750	- Transfer to the Under Surveillance Category from 8/4/2011.
4955	- Transfer to the Surveillance Category as from 5/4/2013.
5093	- Transfer to the Surveillance Category as of 8/4/2015.
5141	- Transfer to the Surveillance Category as of 10/05/2017.
5160	- Transfer to the Surveillance Category as of 15/04/2016.
5165	- Transfer to the Surveillance Category as of 15/02/2018.
5193	- Transfer to the Surveillance Category as of 25/10/2018.
5197	- Transfer to the Surveillance Category as of 07/11/2018.
5232	- Transfer to the Under Surveillance Category from 08/04/2011.
5233	- Suspension of trading as of 13/05/2020.
5248	- Transfer to the Surveillance Category as of 06/09/20116.
5253	- Transfer to the Surveillance Category as of 14/5/2021.
5275	- Transfer to the Surveillance Category as of 09/07/2020.
5277	- Suspension of trading as of 02/05/2023.
5278	- Suspension of trading as of 03/05/2023.

## Securities Blocks Details

Securities	Block Volume	Price	Block Trade Value	Time of approval	Note
EUROBANK HOLDINGS (CR)	349,088	1.75	611,253.09	10:51:08	20
GR. SARANTIS S.A. (CR)	19,270	11.84	228,156.80	11:35:38	20
ATHENS INTL AIRPORT (CR)	75,000	8.53	639,750.00	11:40:37	20
ATHENS INTL AIRPORT (CR)	57,319	8.53	488,931.07	12:07:29	20
NATIONAL BANK (CR)	200,000	7.00	1,400,000.00	13:15:43	20
ATHENS INTL AIRPORT (CR)	109,285	8.51	929,578.21	13:31:07	20
PIRAEUS FINANCIAL HOLD (CR)	150,000	3.70	554,400.00	14:06:47	20
ATHENS INTL AIRPORT (CR)	83,935	8.50	713,279.63	14:12:00	20
AUTOHELLAS SA (CR)	30,000	13.14	394,200.00	14:33:53	20
AUTOHELLAS SA (CR)	20,000	13.14	262,800.00	14:34:44	20
PIRAEUS FINANCIAL HOLD (CR)	193,000	3.67	708,503.00	14:52:23	20
EUROBANK HOLDINGS (CR)	250,000	1.75	437,750.00	14:53:29	20
LAMDA DEVELOPMENT SA (CR)	46,000	6.60	303,600.00	14:58:25	20
PIRAEUS FINANCIAL HOLD (CR)	150,000	3.67	550,800.00	15:34:19	20
NATIONAL BANK (CR)	45,000	6.98	314,100.00	15:34:36	20
PIRAEUS FINANCIAL HOLD (CR)	100,000	3.67	367,300.00	15:37:14	20
PIRAEUS FINANCIAL HOLD (CR)	100,000	3.67	367,400.00	15:39:59	20
PIRAEUS FINANCIAL HOLD (CR)	100,000	3.70	370,000.00	15:56:47	20
PIRAEUS FINANCIAL HOLD (CR)	200,000	3.70	740,000.00	16:06:25	20
INTRAKAT (CR)	100,000	5.09	509,000.00	17:13:23	20
OTE (CR)	75,000	13.75	1,031,250.00	17:14:09	20
NATIONAL BANK (CR)	100,000	7.08	708,200.00	17:16:42	20
PIRAEUS FINANCIAL HOLD (CR)	290,225	3.72	1,079,637.00	17:18:36	20

## Blocks Notes

9 - Method 6-1 / Special Fees

10 - Method 6-1 / Special Fees, SDS

14 - Method 6-3 / Settlement, Incomplete Buy and Sell

18 - Method 6-2 / SPOT 1

19 - Method 6-2 / SPOT 2

20 - Method 6-1 and Method 6-1 Same Day Settlement

21 - Other Pre-agreed

## Shares Rights Details

Occured date	Exercise from	Exercise until	Trading until	Rights	Price min	Price max	Closing price	Last Bid	Last Ask	Volume	Trades	Transactions Value
--------------	---------------	----------------	---------------	--------	-----------	-----------	---------------	----------	----------	--------	--------	--------------------

No Rights Transactions.

---

**Forced Sales Details**

---

Securities	Category of Security	Transactions Volume	Number of Trades	Transactions Value	Note
------------	----------------------	------------------------	---------------------	-----------------------	------

---

No Forced Transactions.

---

---

**Forced Sales Notes**

---

- 1 - Compulsory Public Forced Sales
- 2 - Forced Sales of Fixed Registered Shares
- 3 - Forced Sales of Remaining Fractional Shares



## Exchange Traded Funds (ETFs) Characteristics

	Transactions Date (T)	Creation / Redemption	Units (T-1)	New Units (T-1)	Redemption Units (T-1)	Units (T) [1]	Fund Assets [2]	Net Unit Price	Dividend per Unit	Dividend Date
ALPHA ETF FTSE Athex Large Cap	03/04/2024	5,000	934,675	---	---	934,675	31,623,890.00	33.8341	0.62	03/07/2023

## ETFs Notes

[1] - Units (T) = Units (T-1) + New Units (T-1) - Redemption Units (T-1)

[2] - The Creation / Redemption Units of T-1 are included.



## Non Convertible Corporate Bonds - Regulated Market

Num Listed Bonds	Nominal price	Issue price	Today's Rate	Exp. Date	Duration (years)	Note	Coupon		Trading Unit	Corporate Bonds	Accrued Int.	Yield.T.Mat	Price min	Price max	Closing price	Previous closing price/date	Volume	Transactions Value	Last order		ear min	Year max		
							Common	Preferred											Price	Buy / Sell			Date	
100,000	1,000.00	1,000.00	2.80	25/01/2027	5	---	5	---	1	PREMIA S.A. (Non Convertible)	5.5222	4.6940	---	---	---	94.5000	26/03/2024	---	---	92.5023	B	33/04/2024	90.9974	97.8048
500,000	1,000.00	1,000.00	4.00	10/07/2030	7	---	2	---	1	MYTILINEOS S.A. (Non Convertible)	9.5556	4.0390	99.0401	99.2500	99.1934	99.2110	02/04/2024	64,000	64,095.33	99.1600	B	33/04/2024	98.4200	100.6000
120,000	1,000.00	1,000.00	3.95	04/04/2025	7	---	12	---	1	GEK TERNA S.A. (Non Convertible)	---	3.7810	---	---	---	99.2760	02/04/2024	---	---	98.8210	B	33/04/2024	98.6000	99.8000
100,000	1,000.00	1,000.00	5.50	15/12/2028	5	---	1	---	1	IDEAL HOLDINGS S.A. (Non Convertible)	17.1111	4.6190	102.5000	103.2500	103.1417	103.1000	02/04/2024	24,000	25,164.67	102.8000	B	33/04/2024	100.6502	103.9490

## Corporate Bonds Notes

Transactions Volume = (Pieces) \* (Nominal Price). Transactions Value = (Pieces) \* (Nominal Price) \* (price %) + (Accrued interest).

The price of a Bond is stated as a percentage (%) of Bond's Nominal Price.

Nominal Price in Euros (€), except if it is noted differently.



## Government Bonds

Number Listed Bonds	Nominal price	Today's Rate	Accrued Interest Calc	Exp. Date [1]	Duration (years)	Note	Coupons Date	Curr. coupon value	Trading Unit	Government Bonds	Price min	Price max	Closing price	Previous closing price/date	Volume	Transactions Value	Price	Last order Buy / Sell	Date
5,364,250	1,000.00	3.25	Actual/Actual	20/03/2050	30	---	20/03	3.25	1	GGB-FXD-200350-30Y-3.250-1.000	---	---	---	---	---	---	---	---	---
3,924,361	1,000.00	2.00	Actual/Actual	22/04/2027	7	---	22/04	2.00	1	GGB-FXD-220427-07Y-2.000-1.000	---	---	---	---	---	---	99.9000	B	22/04/2020
2,500,000	1,000.00	1.88	Actual/Actual	23/07/2026	7	---	23/07	1.88	1	GGB-FXD-230726-07Y-1.875-1.000	---	---	---	---	---	---	---	---	---
4,900,000	1,000.00	4.25	Actual/Actual	15/06/2033	10	---	15/06	4.25	1	GGB-FXD-150633-10Y-4.250-1.000	---	---	---	---	---	---	---	---	---
3,500,000	1,000.00	1.88	Actual/Actual	24/01/2052	30	---	24/01	1.88	1	GGB-FXD-240152-30Y-1.875-1.000	---	---	---	---	---	---	---	---	---
3,700,000	1,000.00	1.75	Actual/Actual	18/06/2032	10	---	18/06	1.75	1	GGB-FXD-180632-10Y-1.750-1.000	---	---	---	---	---	---	---	---	---
2,200,000	1,000.00	1.13	FLR Actual/360	15/12/2027	5	---	- 15/12 - 15/03 -	---	1	GGB-FLT-151227-05Y-1.130-1.000	---	---	---	---	---	---	102.1600	B	30/12/2022

## Government Bonds Notes

Transactions Volume = (Pieces) \* (Nominal Price). Transactions Value = (Pieces) \* (Nominal Price) \* (price %) + (Accrued interest).

The Value of current coupon for the issues with NV 0.01 euro refers to NV 100 euros

FLR: Floating Interest Rate.

[1] - The Expiration Date of the interest bearing period and the Date for coupon payment.

Treasury Bills & Zero Coupon Government Bonds

Issue Date	13-Week Maturity									26-Week Maturity									52-Week Maturity								
	Exp. Date	Initial Rate	Num Listed Bonds	Nominal price	Issue price	Last Trade Price	Last Trade Date	Volume Traded	Note	Exp. Date	Initial Rate	Num Listed Bonds	Nominal price	Issue price	Last Trade Price	Last Trade Date	Volume Traded	Note	Exp. Date	Initial Rate	Num Listed Bonds	Nominal price	Issue price	Last Trade Price	Last Trade Date	Volume Traded	Note
09/06/2023	---	---	---	---	---	---	---	---	---	---	---	---	---	---	---	---	---	---	07/06/2024	3.84	1,600,000	1,000.00	962.60	---	---	---	---
08/09/2023	---	---	---	---	---	---	---	---	---	---	---	---	---	---	---	---	---	---	06/09/2024	3.81	812,500	1,000.00	962.90	---	---	---	---
08/12/2023	---	---	---	---	---	---	---	---	---	---	---	---	---	---	---	---	---	---	06/12/2024	3.70	600,000	1,000.00	963.90	---	---	---	---
08/03/2024	---	---	---	---	---	---	---	---	---	---	---	---	---	---	---	---	---	---	07/03/2025	3.73	812,500	1,000.00	963.70	---	---	---	---

Bonds in Circulation	Currency / Min nominal traded Value	Coupons Payment Date	Current Coupon Value	Note	Coupon	Trading Unit	Issue Date	Duration (years)	Today's Interest	A.I.C in days	Bonds	Last price of previous days		Last Outcry in Cash (euro)			Trades in Pieces	Life min	Life Max
												Price	Buy / Sell	Date	Price	Buy / Sell			
<b>Corporate Bonds in Foreign Currency and Euro</b>																			
103,746	GBP / 10	01/12	0.25	---	65	1	01/12/1930	98	2.5	360	National Mortgage Bank	2.27	05/02/1996	2.27	S	05/02/1996	---	2.27	2.27
0	GBP / 10	01/12	0.25	---	67	1	01/12/1928	100	2.5	360	National Mortgage Bank	---	---	---	---	---	---	---	---

## Government Bonds Notes

A.I.C: Accrued Interest Calculation base.

FLR: Floating Interest Rate.

The minimum tradeable Nominal Value for all Demeterialised Government Titles is 100 Euros.

(μτφρ-0)

## Athex & ATHEXClear Members List

Member Name				Stock Market			Derivatives Market		ATHEXClear Member	
	Address	Phone	Fax	Market Member	Remote Member	Market Maker	Proprietary	Market Maker	General Clearing	Direct Clearing
A. SARRIS SECURITIES S.A. 6, ΔΡΑΓΑΤΣΑΝΙΟΥ 6 ΑΘΗΝΑ	2103367700			a						
AEONIC SECURITIES C.I.F. P.L.C. , ΛΑΪΟΥ 6, ΓΡ. 301B, ANNA COURT	35725337600			a						
ALPHA BANK S.A. , ΣΤΑΔΙΟΥ 40 ΑΘΗΝΑ	2103260000								a	
ALPHA FINANCE INVESTMENT SERVICES SINGLE MEMBER SA 5, ΠΑΝΕΠΙΣΤΗΜΙΟΥ 45 ΑΘΗΝΑ	2103677400			a		a	a	a		a
ARGUS STOCKBROKERS LTD 25, 25 ΛΕΩΦΟΡΟΣ ΔΗΜΟΣΘΕΝΗ ΣΕΒΕΡΗ	0035722717000			a	a		a			
ATLANTIC SECURITIES LTD 37, ΠΡΟΔΡΟΜΟΥ 37	0035722445400			a	a					
AXON SECURITIES S.A. 48, ΣΤΑΔΙΟΥ 48 ΑΘΗΝΑ	2103363800			a			a			
BETA SECURITIES S.A. 29, Α. ΑΛΕΞΑΝΔΡΑΣ 29 ΑΘΗΝΑ	210 6478900			a		a	a			a
BNP PARIBAS S.A. , ΛΑΜΨΑΚΟΥ 2 ΑΘΗΝΑ	2107468525								a	
BOFA SECURITIES EUROPE SA , 51 RUE LA BOÉTIE	+33 153655555			a	a					
CAPITAL SECURITIES S.A. 58, ΜΗΤΡΟΠΟΛΕΩΣ 58 ΑΘΗΝΑ	2103369700			a			a			
CITIGROUP GLOBAL MARKETS EUROPE AG 16, REUTERWEG 16	+49 691366-0			a	a					
CITIGROUP GLOBAL MARKETS LIMITED 1, 33 CANADA SQUARE -CANARY WHARF	+44 02079864000			a						
CREDIT SUISSE BANK (EUROPE), S.A. , CALLE AYALA 42, 3A PLANTA-B MADRID	+34917916000			a						
CREDIT SUISSE SECURITIES (EUROPE) LIMITED 1, ONE CABOT SQUARE LONDON	+44 2078888888			a						
CYCLOS SECURITIES S.A. 39, ΧΑΡΙΛΑΟΥ ΤΡΙΚΟΠΗ 6-8-10 ΑΘΗΝΑ	2103364300			a			a			
DEUTSCHE BANK S.A. 1, GREAT WINCHESTER STREET LONDON	+44 20 754 54209	00441133361437			a					
EUROBANK EQUITIES INVESTMENT FIRM SINGLE MEMBER SA , ΦΙΛΕΛΛΗΝΩΝ 10 & ΞΕΝΟΦΩΝΤΟΣ 13 ΑΘΗΝΑ	2103720425			a		a	a	a		a
EUROBANK S.A. , ΟΘΩΝΟΣ 8 ΑΘΗΝΑ	2144043907								a	
EUROCORP INVESTMENT SERVICES S.A. 14, ΠΛ.ΦΙΛΙΚΗΣ ΕΤΑΙΡΕΙΑΣ 14 ΑΘΗΝΑ	2107263600			a			a			a
EUROTRUST INVESTMENT FIRM SA 113, ΣΕΒΑΣΤΟΥΠΟΛΕΩΣ 113 ΑΘΗΝΑ	2103363100			a						
EUROXX SECURITIES S.A. 7, ΠΑΛΕΟΛΟΓΟΥ ΧΑΛΑΝΔΡΙ	+30 2106879400	210-6879401		a			a	a		a
	(210)-6879400	(210)-6879401								
FREEDOM FINANCE EUROPE LTD , ΧΡΙΣΤΑΚΗ ΚΡΑΝΟΥ 20	035725257786			a	a					
G. A. PERVANAS SECURITIES- INVESTMENT SERVICES S.A. 7-9, ΣΟΦΟΚΛΕΟΥΣ 7-9 ΑΘΗΝΑ	2103727200			a						
GLOBAL CAPITAL SECURITIES & FINANCIAL SERVICES LTD 50, ΛΑΡΧΙΕΠΙΣΚΟΠΟΥ ΜΑΚΑΡΙΟΥ Γ50	0035722710710			a	a					
GREENPOST TRADING EUROPE LTD , ΚΙΜΩΝΟΣ 3, ACROPOLIS MANSIONS, 2ND FLOOR, FLAT/OFFICE 202	035722521389			a	a	a				
HELLENIC AMERICAN SECURITIES S.A. 27, ΑΝΔΡΕΑ ΠΑΠΑΝΔΡΕΟΥ 27 ΜΑΡΟΥΣΙ	2103311100			a		a	a			a
HELLENIC BANK (INVESTMENTS) LTD , ΑVE.ΚΥΡΙΑΚΟΥ ΜΑΤΣΙ 31 - PO BOX 24747 NICOSIA	+357 22500100	357 22500110			a					
HSBC CONTINENTAL EUROPE 109-111, Α.ΜΕΣΟΓΕΙΩΝ 109-111	2106960000								a	
INDEX SECURITIES S.A. 6, ΔΡΑΓΑΤΣΑΝΙΟΥ 6 ΑΘΗΝΑ	2103213920			a						
J. CHR. MAVRIKIS SECURITIES S.A. 5, ΣΟΦΟΚΛΕΟΥΣ 5 ΑΘΗΝΑ	2103216730			a						



## Athex &amp; ATHEXClear Members List

Member Name				Stock Market			Derivatives Market		ATHEXClear Member	
	Address	Phone	Fax	Market Member	Remote Member	Market Maker	Proprietary	Market Maker	General Clearing	Direct Clearing
KAPPA SECURITIES S.A.				a			a			
15, ΒΑΛΑΩΡΙΤΟΥ 15 ΑΘΗΝΑ	2103678600									
KARAMANOF SECURITIES & INVESTMENT SERVICES S.A.				a						
2, ΠΛ.ΑΓ.ΘΕΟΔΩΡΩΝ 2 ΑΘΗΝΑ	2103212947									
LAIKI FINANCIAL SERVICES LTD					a					
26, AVE. VYRONOS NICOSIA	357 22367367	357 22718567								
LEON DEPOLAS SECURITIES S.A.				a		a	a			
1, ΧΡΗΣΤΟΥ ΛΑΔΑ 1 ΑΘΗΝΑ	2103213276 -28									
MEGA EQUITY SECURITIES & FINANCIAL SERVICES PUBLIC LTD				a	a		a			
42-44, ΛΕΩΦ.ΓΡΙΒΑ ΔΙΓΕΝΗ 42-44	0035722711711									
MERIT SECURITIES S.A				a		a	a			a
5, ΣΟΦΟΚΛΕΟΥΣ 5 ΑΘΗΝΑ	2141008814									
MERRILL LYNCH INTERNATIONAL				a						
2, 2 KING EDWARD STREET LONDON	+44 20276281000									
N. CHRYSOCHOIDIS SECURITIES S.A.				a			a			a
7-9, ΣΟΦΟΚΛΕΟΥΣ 7-9 ΑΘΗΝΑ	2103213913									
NATIONAL BANK OF GREECE S.A.				a		a	a		a	
86, ΑΙΟΛΟΥ ΣΤΡ. ΑΘΗΝΑ	(210)-3341000	(210)-3228187								
68, ΑΚΑΔΙΜΙΑΣ ΣΤΡ. ΑΘΗΝΑ	(210)-3328817	(210)-3328678								
NATIONAL SECURITIES SINGLE MEMBER SA				a		a	a	a		
66, ΛΕΩΦΟΡΟΣ ΑΘΗΝΩΝ 128-132 & ΙΦΙΓΕΝΙΑΣ ΑΘΗΝΑ	2103328784									
NUNTIUS BROKERAGE AND INVESTMENT SERVICES S.A				a						
6, ΔΡΑΓΑΤΣΑΝΙΟΥ 6 ΑΘΗΝΑ	2103350599									
ONE PLUS CAPITAL LIMITED				a	a					
, 75 PRODROMOU AVENUE NICOSIA 1307	35722873760									
OPTIMA BANK S.A.				a		a	a	a	a	
, ΑΙΓΙΑΛΕΙΑΣ 32 & ΠΑΡΑΔΕΙΣΟΥ ΜΑΡΟΥΣΙ	210 8173000									
PANCRETA BANK S.A									a	
, ΙΚΑΡΟΥ 5	2810338746									
PANTELAKIS SECURITIES S.A.				a		a	a	a		
57, ΕΘΝΙΚΗΣ ΑΝΤΙΣΤΑΣΕΩΣ 57, ΚΤΙΠΙΟ Β CHALANDRI	2106965000								a	
PIRAEUS BANK S.A.				a			a			
, ΑΜΕΡΙΚΗΣ 4 ΑΘΗΝΑ	2103335000									
PIRAEUS SECURITIES S. A.				a		a	a	a		a
10, ΣΤΑΔΙΟΥ 10 ΑΘΗΝΑ	2103354100									
PROCHOICE SECURITIES LTD				a	a					
57, ΛΕΩΦ.ΣΠΥΡΟΥ ΚΥΠΡΙΑΝΟΥ 57, ΑΚΙΝΗΤΑ Φ	035724661192									
SHARELINK SECURITIES & FINANCIAL SERVICES LTD				a			a			
6, HOUSE-ΘΕΟΤΟΚΗ 6 ΜΕΓΑΡΟ ΕΛΜΗΝΑ	+357 22554200									
SOCIETE GENERALE S.A.				a	a		a			
, 17 COURS VALMY, CEDEX	+157290504									
SOLIDUS SECURITIES S.A				a			a			a
64, ΛΟΥΙΖΗΣ ΠΙΑΝΚΟΥΡ 64 ΑΘΗΝΑ	2106900600									
ST. EM. LAVRENTAKIS SECURITIES S.A.				a			a			
7-9, ΣΟΦΟΚΛΕΟΥΣ 7-9 ΑΘΗΝΑ	2103213336									
THE CYPRUS INVESTMENT & SECURITIES CORPORATION LTD				a	a					
154, 1 AG. PROKOPIΟΥ & POSIDONOS 1ST FLOOR	0035722121700									
UBS EUROPE SE				a	a					
, OPERNTURM, BOCKENHEIMER LANDSTRASSE 2-4	496921790									
UBS LIMITED					a					
1, FINSBURY AVENUE LONDON	+44 2075687135									

List of Stocks under Market Making operations

Securities	Market Maker	Start Market Making	Stock Category	Suspension Status
MLS MULTIMEDIA SA (CR)				
	PIRAEUS SECURITIES S. A.	01/08/2019		
ALPHA ETF FTSE Athex Large Cap			Exchange Traded Funds (ETFs)	
	ALPHA FINANCE INVESTMENT SERVICES SINGLE MEMBER SA	02/01/1900		
	NATIONAL SECURITIES SINGLE MEMBER SA	02/01/1900		
ADMIE (IPTO) HOLDING S.A. (CR)			Main Market	
	EUROBANK EQUITIES INVESTMENT FIRM SINGLE MEMBER SA	24/05/2021		
	HELLENIC AMERICAN SECURITIES S.A.	09/03/2020		
	PIRAEUS SECURITIES S. A.	29/06/2017		
AEGEAN AIRLINES (CR)			Main Market	
	EUROBANK EQUITIES INVESTMENT FIRM SINGLE MEMBER SA	22/09/2020		
ALPHA SERVICES HOLD (CR)			Main Market	
	ALPHA FINANCE INVESTMENT SERVICES SINGLE MEMBER SA	29/02/2016		
	EUROBANK EQUITIES INVESTMENT FIRM SINGLE MEMBER SA	22/10/2006		
	GREENPOST TRADING EUROPE LTD	12/06/2023		
	HELLENIC AMERICAN SECURITIES S.A.	25/07/2014		
	LEON DEPOLAS SECURITIES S.A.	04/01/2016		
	MERIT SECURITIES S.A	03/09/2012		
	NATIONAL SECURITIES SINGLE MEMBER SA	02/01/1900		
	PIRAEUS SECURITIES S. A.	28/05/2009		
ALPHA TRUST HOLDINGS (CR)			Main Market	
	EUROBANK EQUITIES INVESTMENT FIRM SINGLE MEMBER SA	06/02/2023		
	LEON DEPOLAS SECURITIES S.A.	04/01/2021		
ALUMIL (CR)			Main Market	
	PIRAEUS SECURITIES S. A.	31/07/2023		
ANDROMEDA SA (CR)			Main Market	
	BETA SECURITIES S.A.	15/02/2021		
	OPTIMA BANK S.A.	03/04/2023		
ATTICA BANK S.A. (CR)			Main Market	
	EUROXX SECURITIES S.A.	22/01/2016		
AUSTRIACARD (CB)			Main Market	
	BETA SECURITIES S.A.	23/03/2023		
	EUROBANK EQUITIES INVESTMENT FIRM SINGLE MEMBER SA	15/05/2023		
AUTOHELLAS SA (CR)			Main Market	
	ALPHA FINANCE INVESTMENT SERVICES SINGLE MEMBER SA	01/07/2019		
	EUROXX SECURITIES S.A.	02/07/2018		
AVAX S.A. (CR)			Main Market	
	EUROBANK EQUITIES INVESTMENT FIRM SINGLE MEMBER SA	14/12/2015		
	OPTIMA BANK S.A.	04/09/2023		
	PIRAEUS SECURITIES S. A.	01/02/2021		
AVE (CR)			Main Market	
	EUROXX SECURITIES S.A.	05/06/2020		
BRIQ PROPERTIES (CR)			Main Market	
	EUROBANK EQUITIES INVESTMENT FIRM SINGLE MEMBER SA	09/09/2019		
	LEON DEPOLAS SECURITIES S.A.	22/02/2021		
	PIRAEUS SECURITIES S. A.	05/02/2024		
CC HBC AG (CR)			Main Market	
	BETA SECURITIES S.A.	08/03/2021		
	NATIONAL SECURITIES SINGLE MEMBER SA	02/01/1900		
	PIRAEUS SECURITIES S. A.	04/05/2015		
CENERGY HOLDINGS (CB)			Main Market	
	ALPHA FINANCE INVESTMENT SERVICES SINGLE MEMBER SA	02/01/2016		
	EUROBANK EQUITIES INVESTMENT FIRM SINGLE MEMBER SA	02/01/2016		
	OPTIMA BANK S.A.	14/03/2022		
	PANTELAKIS SECURITIES S.A.	27/12/2022		
CNL CAPITAL (CR)			Main Market	
	MERIT SECURITIES S.A	01/10/2018		
DIMAND (CR)			Main Market	
	ALPHA FINANCE INVESTMENT SERVICES SINGLE MEMBER SA	08/08/2022		
	EUROBANK EQUITIES INVESTMENT FIRM SINGLE MEMBER SA	08/08/2022		
	PANTELAKIS SECURITIES S.A.	15/05/2023		
EKTER SA (CR)			Main Market	
	BETA SECURITIES S.A.	26/09/2022		
	EUROBANK EQUITIES INVESTMENT FIRM SINGLE MEMBER SA	16/10/2017		
	LEON DEPOLAS SECURITIES S.A.	21/05/2018		
ELASTRON (CR)			Main Market	
	LEON DEPOLAS SECURITIES S.A.	20/02/2017		

## List of Stocks under Market Making operations

Securities	Stock Category
Market Maker	Start Market Making
<b>ELLAKTOR (CR)</b>	Main Market
ALPHA FINANCE INVESTMENT SERVICES SINGLE MEMBER SA	18/03/2019
EUROBANK EQUITIES INVESTMENT FIRM SINGLE MEMBER SA	01/06/2012
EUROXX SECURITIES S.A.	24/09/2018
NATIONAL SECURITIES SINGLE MEMBER SA	02/01/1900
PIRAEUS SECURITIES S. A.	22/10/2018
<b>ELTON SA (CR)</b>	Main Market
OPTIMA BANK S.A.	30/01/2023
<b>ELVALHALCOR (CR)</b>	Main Market
ALPHA FINANCE INVESTMENT SERVICES SINGLE MEMBER SA	07/05/2018
BETA SECURITIES S.A.	09/01/2023
EUROBANK EQUITIES INVESTMENT FIRM SINGLE MEMBER SA	07/05/2018
<b>ENTERSOFT (CR)</b>	Main Market
ALPHA FINANCE INVESTMENT SERVICES SINGLE MEMBER SA	23/03/2023
EUROBANK EQUITIES INVESTMENT FIRM SINGLE MEMBER SA	22/06/2020
<b>EUROBANK HOLDINGS (CR)</b>	Main Market
ALPHA FINANCE INVESTMENT SERVICES SINGLE MEMBER SA	09/01/2006
EUROBANK EQUITIES INVESTMENT FIRM SINGLE MEMBER SA	01/06/2012
GREENPOST TRADING EUROPE LTD	12/06/2023
HELLENIC AMERICAN SECURITIES S.A.	25/07/2014
LEON DEPOLAS SECURITIES S.A.	30/11/2018
MERIT SECURITIES S.A	06/11/2017
NATIONAL SECURITIES SINGLE MEMBER SA	02/01/1900
PIRAEUS SECURITIES S. A.	28/09/2009
<b>EUROCONSULTANTS S.A. (CR)</b>	Main Market
OPTIMA BANK S.A.	01/02/2023
<b>EYDAP S.A. (CR)</b>	Main Market
ALPHA FINANCE INVESTMENT SERVICES SINGLE MEMBER SA	27/01/2020
EUROBANK EQUITIES INVESTMENT FIRM SINGLE MEMBER SA	10/06/2019
<b>FOURLIS (CR)</b>	Main Market
EUROBANK EQUITIES INVESTMENT FIRM SINGLE MEMBER SA	01/12/2016
PIRAEUS SECURITIES S. A.	06/03/2017
<b>GEK TERNA (CR)</b>	Main Market
BETA SECURITIES S.A.	08/03/2021
EUROBANK EQUITIES INVESTMENT FIRM SINGLE MEMBER SA	24/05/2021
PIRAEUS SECURITIES S. A.	29/08/2019
<b>GR. SARANTIS S.A. (CR)</b>	Main Market
BETA SECURITIES S.A.	14/05/2012
EUROBANK EQUITIES INVESTMENT FIRM SINGLE MEMBER SA	24/10/2016
PIRAEUS SECURITIES S. A.	02/04/2024
<b>HELLENIC EXCHANGES-A.S.E. (CR)</b>	Main Market
HELLENIC AMERICAN SECURITIES S.A.	01/09/2014
NATIONAL SECURITIES SINGLE MEMBER SA	02/01/1900
PIRAEUS SECURITIES S. A.	04/05/2015
<b>HELLENIQ ENERGY (CR)</b>	Main Market
ALPHA FINANCE INVESTMENT SERVICES SINGLE MEMBER SA	07/11/2023
EUROBANK EQUITIES INVESTMENT FIRM SINGLE MEMBER SA	01/11/2023
HELLENIC AMERICAN SECURITIES S.A.	14/09/2015
PIRAEUS SECURITIES S. A.	20/03/2017
<b>IDEAL HOLDINGS (CR)</b>	Main Market
EUROBANK EQUITIES INVESTMENT FIRM SINGLE MEMBER SA	07/06/2021
PIRAEUS SECURITIES S. A.	07/06/2021
<b>INTERCONTINENTAL (CR)</b>	Main Market
LEON DEPOLAS SECURITIES S.A.	03/06/2019
<b>INTERLIFE G.C.I.(CR)</b>	Main Market
BETA SECURITIES S.A.	24/10/2022
PIRAEUS SECURITIES S. A.	22/01/2024
<b>INTERWOOD-XYLEMPORIA (CR)</b>	Main Market
EUROBANK EQUITIES INVESTMENT FIRM SINGLE MEMBER SA	05/07/2021
PANTELAKIS SECURITIES S.A.	01/07/2021
<b>INTRAKAT (CR)</b>	Main Market
BETA SECURITIES S.A.	04/10/2021
PANTELAKIS SECURITIES S.A.	10/10/2022
<b>JUMBO SA (CR)</b>	Main Market
BETA SECURITIES S.A.	01/02/2021
EUROBANK EQUITIES INVESTMENT FIRM SINGLE MEMBER SA	25/05/2020
GREENPOST TRADING EUROPE LTD	12/06/2023
MERIT SECURITIES S.A	06/11/2017
PIRAEUS SECURITIES S. A.	06/03/2017

## List of Stocks under Market Making operations

Securities	Stock Category
Market Maker	Start Market Making
<b>KLOUKINAS - LAPPAS SA (CR)</b>	Main Market
OPTIMA BANK S.A.	02/01/2023
<b>KRI-KRI S.A. (CR)</b>	Main Market
EUROBANK EQUITIES INVESTMENT FIRM SINGLE MEMBER SA	07/05/2018
PIRAEUS SECURITIES S. A.	11/12/2023
<b>LAMDA DEVELOPMENT SA (CR)</b>	Main Market
EUROBANK EQUITIES INVESTMENT FIRM SINGLE MEMBER SA	08/12/2014
PANTELAKIS SECURITIES S.A.	06/11/2017
PIRAEUS SECURITIES S. A.	29/06/2017
<b>LAMPASA HOTEL SA (CR)</b>	Main Market
LEON DEPOLAS SECURITIES S.A.	16/01/2017
<b>MOTODYNAMICS S.A. (CR)</b>	Main Market
OPTIMA BANK S.A.	25/08/2023
<b>MOTOR OIL (CR)</b>	Main Market
BETA SECURITIES S.A.	08/03/2021
EUROBANK EQUITIES INVESTMENT FIRM SINGLE MEMBER SA	22/10/2006
GREENPOST TRADING EUROPE LTD	12/06/2023
LEON DEPOLAS SECURITIES S.A.	01/04/2019
MERIT SECURITIES S.A	25/02/2019
NATIONAL SECURITIES SINGLE MEMBER SA	02/01/1900
PIRAEUS SECURITIES S. A.	04/05/2015
<b>MPLK KEDROS (CR)</b>	Main Market
OPTIMA BANK S.A.	08/11/2023
OPTIMA BANK S.A.	16/10/2023
<b>MYTILINEOS (CR)</b>	Main Market
ALPHA FINANCE INVESTMENT SERVICES SINGLE MEMBER SA	15/04/2019
BETA SECURITIES S.A.	11/04/2022
EUROBANK EQUITIES INVESTMENT FIRM SINGLE MEMBER SA	20/09/2017
GREENPOST TRADING EUROPE LTD	12/06/2023
MERIT SECURITIES S.A	25/02/2019
NATIONAL SECURITIES SINGLE MEMBER SA	02/01/1900
PIRAEUS SECURITIES S. A.	04/05/2015
<b>NAFPAKTOS TEXTILE (CR)</b>	Main Market
OPTIMA BANK S.A.	29/01/2024
<b>NATIONAL BANK (CR)</b>	Main Market
ALPHA FINANCE INVESTMENT SERVICES SINGLE MEMBER SA	09/01/2006
EUROBANK EQUITIES INVESTMENT FIRM SINGLE MEMBER SA	22/10/2006
GREENPOST TRADING EUROPE LTD	12/06/2023
HELLENIC AMERICAN SECURITIES S.A.	25/07/2014
LEON DEPOLAS SECURITIES S.A.	20/05/2015
MERIT SECURITIES S.A	03/09/2012
NATIONAL SECURITIES SINGLE MEMBER SA	02/01/1900
PIRAEUS SECURITIES S. A.	08/09/2008
<b>OPAP (CR)</b>	Main Market
ALPHA FINANCE INVESTMENT SERVICES SINGLE MEMBER SA	09/01/2006
EUROBANK EQUITIES INVESTMENT FIRM SINGLE MEMBER SA	22/10/2006
GREENPOST TRADING EUROPE LTD	12/06/2023
HELLENIC AMERICAN SECURITIES S.A.	25/07/2014
MERIT SECURITIES S.A	20/03/2017
NATIONAL SECURITIES SINGLE MEMBER SA	02/01/1900
PIRAEUS SECURITIES S. A.	04/05/2015
<b>OPTIMA BANK (CR)</b>	Main Market
ALPHA FINANCE INVESTMENT SERVICES SINGLE MEMBER SA	12/12/2023
EUROBANK EQUITIES INVESTMENT FIRM SINGLE MEMBER SA	11/12/2023
OPTIMA BANK S.A.	06/11/2023
<b>ORILINA PROPERTIES REIC (CR)</b>	Main Market
EUROBANK EQUITIES INVESTMENT FIRM SINGLE MEMBER SA	11/12/2023
LEON DEPOLAS SECURITIES S.A.	11/12/2023
<b>OTE (CR)</b>	Main Market
ALPHA FINANCE INVESTMENT SERVICES SINGLE MEMBER SA	09/01/2006
EUROBANK EQUITIES INVESTMENT FIRM SINGLE MEMBER SA	22/10/2006
GREENPOST TRADING EUROPE LTD	12/06/2023
HELLENIC AMERICAN SECURITIES S.A.	25/07/2014
LEON DEPOLAS SECURITIES S.A.	20/04/2015
MERIT SECURITIES S.A	20/03/2017
NATIONAL SECURITIES SINGLE MEMBER SA	02/01/1900
PIRAEUS SECURITIES S. A.	08/09/2008
<b>P.P.A. S.A. (CR)</b>	Main Market
EUROBANK EQUITIES INVESTMENT FIRM SINGLE MEMBER SA	06/02/2019

## List of Stocks under Market Making operations

Securities	Stock Category
Market Maker	Start Market Making
<b>PAPOUTSANIS (CR)</b>	Main Market
ALPHA FINANCE INVESTMENT SERVICES SINGLE MEMBER SA	19/11/2018
BETA SECURITIES S.A.	25/11/2013
<b>PETROPOULOS PETROS (CR)</b>	Main Market
EUROBANK EQUITIES INVESTMENT FIRM SINGLE MEMBER SA	01/04/2019
PANTELAKIS SECURITIES S.A.	16/03/2020
<b>PIRAEUS FINANCIAL HOLD (CR)</b>	Main Market
ALPHA FINANCE INVESTMENT SERVICES SINGLE MEMBER SA	15/04/2019
EUROBANK EQUITIES INVESTMENT FIRM SINGLE MEMBER SA	22/10/2006
EUROXX SECURITIES S.A.	15/02/2016
GREENPOST TRADING EUROPE LTD	12/06/2023
HELLENIC AMERICAN SECURITIES S.A.	25/07/2014
LEON DEPOLAS SECURITIES S.A.	30/11/2018
MERIT SECURITIES S.A	16/09/2013
NATIONAL SECURITIES SINGLE MEMBER SA	02/01/1900
PIRAEUS SECURITIES S. A.	16/02/2009
<b>PPC (CR)</b>	Main Market
ALPHA FINANCE INVESTMENT SERVICES SINGLE MEMBER SA	09/01/2006
BETA SECURITIES S.A.	01/02/2021
EUROBANK EQUITIES INVESTMENT FIRM SINGLE MEMBER SA	22/10/2006
GREENPOST TRADING EUROPE LTD	12/06/2023
HELLENIC AMERICAN SECURITIES S.A.	01/09/2014
MERIT SECURITIES S.A	06/11/2017
NATIONAL SECURITIES SINGLE MEMBER SA	02/01/1900
PIRAEUS SECURITIES S. A.	28/09/2009
<b>PREMIA (CR)</b>	Main Market
BETA SECURITIES S.A.	01/06/2021
LEON DEPOLAS SECURITIES S.A.	05/12/2022
PANTELAKIS SECURITIES S.A.	23/12/2021
<b>PROFILE SA (CR)</b>	Main Market
OPTIMA BANK S.A.	03/04/2023
PANTELAKIS SECURITIES S.A.	01/07/2019
<b>QUALITY &amp; RELIABILITY SA (CR)</b>	Main Market
OPTIMA BANK S.A.	03/01/2023
<b>QUEST HOLDINGS (CR)</b>	Main Market
BETA SECURITIES S.A.	26/03/2018
EUROBANK EQUITIES INVESTMENT FIRM SINGLE MEMBER SA	28/01/2019
<b>REVOIL (CR)</b>	Main Market
BETA SECURITIES S.A.	26/06/2023
<b>SIDMA STEEL (CR)</b>	Main Market
OPTIMA BANK S.A.	25/05/2023
<b>SPACE HELLAS SA (CR)</b>	Main Market
MERIT SECURITIES S.A	09/12/2022
<b>TECHNICAL OLYMPIC SA (CR)</b>	Main Market
OPTIMA BANK S.A.	05/07/2023
<b>TERNA ENERGY (CR)</b>	Main Market
EUROBANK EQUITIES INVESTMENT FIRM SINGLE MEMBER SA	24/05/2021
PIRAEUS SECURITIES S. A.	09/12/2019
<b>THRACE PLASTICS SA (CR)</b>	Main Market
ALPHA FINANCE INVESTMENT SERVICES SINGLE MEMBER SA	26/03/2018
LEON DEPOLAS SECURITIES S.A.	28/03/2024
PIRAEUS SECURITIES S. A.	02/04/2024
<b>TITAN CEMENT (CB)</b>	Main Market
BETA SECURITIES S.A.	01/02/2021
EUROBANK EQUITIES INVESTMENT FIRM SINGLE MEMBER SA	06/11/2019
PIRAEUS SECURITIES S. A.	18/01/2021
<b>TRADE ESTATES REIC (CR)</b>	Main Market
EUROBANK EQUITIES INVESTMENT FIRM SINGLE MEMBER SA	08/11/2023
EUROBANK EQUITIES INVESTMENT FIRM SINGLE MEMBER SA	10/11/2023
PANTELAKIS SECURITIES S.A.	10/11/2023
PANTELAKIS SECURITIES S.A.	08/11/2023
<b>TZIRAKIAN PROFIL (CR)</b>	Main Market
LEON DEPOLAS SECURITIES S.A.	19/07/2021
<b>VIOHALCO SA/NV (CB)</b>	Main Market
ALPHA FINANCE INVESTMENT SERVICES SINGLE MEMBER SA	11/03/2008
EUROBANK EQUITIES INVESTMENT FIRM SINGLE MEMBER SA	04/03/2014
MERIT SECURITIES S.A	17/03/2014

Underlying Asset				Derivatives Market													
Price max	Price min	Closing price	change	Delivery Month	Open price	Price max	Price min	Last price	Closing price	Last Bid	Last Ask	Fixing price*	Life high	Life low	Trades	Volume	Open Interest
<b>FTSE/Athex Large Cap</b> (Trade Unit: 1 Index Point x 2E, Cash Settlement)																	
3,361.10	3,319.69	3,328.73	-0.74%	April 2024	3,353.00	3,366.50	3,323.25	3,340.00	3,340.00	---	---	---	3,502.50	---	250	900	4,584
				May 2024	3,351.75	3,351.75	3,322.00	3,334.25	3,334.25	---	---	---	3,460.50	---	13	19	120
				June 2024	---	---	---	---	3,368.50	---	---	---	---	---	---	---	---
				September 2024	---	---	---	---	3,385.50	---	---	---	---	---	---	---	---
				December 2024	---	---	---	---	3,402.50	---	---	---	---	---	---	---	---
				March 2025	---	---	---	---	3,419.50	---	---	---	---	---	---	---	---
<b>FTSE/Athex Banks</b> (Trade Unit: 1 Index Point x 15E, Cash Settlement)																	
1,171.45	1,150.00	1,163.72	-0.54%	June 2024	1,174.50	1,174.50	1,163.50	1,163.50	1,163.50	---	---	---	1,290.00	---	3	30	1,187
				September 2024	---	---	---	---	1,181.25	---	---	---	---	---	---	---	---
				December 2024	---	---	---	---	1,187.00	---	---	---	---	---	---	---	---
				March 2025	---	---	---	---	1,193.00	---	---	---	---	---	---	---	---
<b>MSCI GREECE REBASED</b> (Trade Unit: 1 Index Point x 2E, Cash Settlement)																	
5,333.68	5,258.13	5,275.86	-0.88%	April 2024	---	---	---	---	5,298.00	---	---	---	5,519.25	---	---	---	10
				May 2024	---	---	---	---	5,298.00	---	---	---	5,547.00	---	---	---	10
				June 2024	---	---	---	---	5,289.25	---	---	---	5,463.25	---	---	---	20
				July 2024	---	---	---	---	5,242.50	---	---	---	5,364.00	---	---	---	10
				August 2024	---	---	---	---	5,362.75	---	---	---	---	---	---	---	---
				September 2024	---	---	---	---	5,373.00	---	---	---	---	---	---	---	---
				December 2024	---	---	---	---	5,400.00	---	---	---	---	---	---	---	---
				March 2025	---	---	---	---	5,427.00	---	---	---	---	---	---	---	---

Derivatives notes

Fixing prices and final open positions can be retrieved from the following path <http://www.helex.gr/el/web/guest/statistics-end-of-day-derivatives>

Underlying Asset				Derivatives Market													
Price max	Price min	Closing price	change	Delivery Month	Open price	Price max	Price min	Last price	Closing price	Last Bid	Last Ask	Fixing price*	Life high	Life low	Trades	Volume	Open Interest
<b>ADMIE (IPTO) HOLDING S.A. (CR)</b>				(Contract Size: 100 Securities, Physical Delivery)													
2.235	2.185	2.2	-0.45%	June 2024	2.22	2.23	2.20	2.21	2.21	---	---	---	2.44	---	44	1,140	28,409
				September 2024	---	---	---	---	2.23	---	---	---	---	---	---	---	---
				December 2024	---	---	---	---	2.24	---	---	---	---	---	---	---	---
				March 2025	---	---	---	---	2.25	---	---	---	---	---	---	---	---
<b>AEGEAN AIRLINES (CR)</b>				(Contract Size: 100 Securities, Physical Delivery)													
12.25	11.82	12.23	1.92%	June 2024	11.30	11.57	11.30	11.57	11.57	---	---	---	12.77	---	21	63	5,235
				September 2024	---	---	---	---	12.11	---	---	---	---	---	---	---	---
				December 2024	---	---	---	---	12.17	---	---	---	---	---	---	---	---
				March 2025	---	---	---	---	12.24	---	---	---	---	---	---	---	---
<b>ALPHA SERVICES HOLD (CR)</b>				(Contract Size: 100 Securities, Physical Delivery)													
1.597	1.553	1.56	-1.27%	June 2024	1.59	1.60	1.57	1.57	1.57	---	---	---	1.82	---	288	15,006	189,890
				September 2024	---	---	---	---	1.60	---	---	---	---	---	---	---	---
				December 2024	---	---	---	---	1.60	---	---	---	---	---	---	---	---
				March 2025	---	---	---	---	1.61	---	---	---	---	---	---	---	---
<b>ATHENS INTL AIRPORT (CR)</b>				(Contract Size: 100 Securities, Physical Delivery)													
8.58	8.44	8.454	-0.65%	June 2024	---	---	---	---	8.36	---	---	---	8.65	---	---	---	681
				September 2024	---	---	---	---	8.59	---	---	---	---	---	---	---	---
				December 2024	---	---	---	---	8.63	---	---	---	---	---	---	---	---
				March 2025	---	---	---	---	8.68	---	---	---	---	---	---	---	---
<b>AUTOHELLAS SA (CR)</b>				(Contract Size: 100 Securities, Physical Delivery)													
13.26	13.1	13.2	0.30%	June 2024	---	---	---	---	12.60	---	---	---	13.67	---	---	---	236
				September 2024	---	---	---	---	13.29	---	---	---	---	---	---	---	---
				December 2024	---	---	---	---	13.35	---	---	---	---	---	---	---	---
				March 2025	---	---	---	---	13.42	---	---	---	---	---	---	---	---
<b>AVAX S.A. (CR)</b>				(Contract Size: 100 Securities, Physical Delivery)													
1.558	1.48	1.5	-3.72%	June 2024	1.54	1.54	1.48	1.50	1.50	---	---	---	1.72	---	18	90	895
				September 2024	---	---	---	---	1.57	---	---	---	---	---	---	---	---
				December 2024	---	---	---	---	1.58	---	---	---	---	---	---	---	---
				March 2025	---	---	---	---	1.59	---	---	---	---	---	---	---	---
<b>CC HBC AG (CR)</b>				(Contract Size: 100 Securities, Physical Delivery)													
28.68	28.32	28.36	-0.14%	June 2024	---	---	---	---	28.56	---	---	---	29.10	---	---	---	84
				September 2024	---	---	---	---	28.67	---	---	---	---	---	---	---	---
				December 2024	---	---	---	---	28.81	---	---	---	---	---	---	---	---
				March 2025	---	---	---	---	28.96	---	---	---	---	---	---	---	---

Derivatives notes

Fixing prices and final open positions can be retrieved from the following path <http://www.helex.gr/el/web/guest/statistics-end-of-day-derivatives>

Underlying Asset				Derivatives Market													
Price max	Price min	Closing price	change	Delivery Month	Open price	Price max	Price min	Last price	Closing price	Last Bid	Last Ask	Fixing price*	Life high	Life low	Trades	Volume	Open Interest
<b>CENERGY HOLDINGS (CB)</b>				(Contract Size: 100 Securities, Physical Delivery)													
7.17	7.07	7.11	0.14%	June 2024	7.12	7.19	7.10	7.10	7.10	---	---	---	7.61	---	35	182	4,937
				September 2024	---	---	---	---	7.17	---	---	---	---	---	---	---	---
				December 2024	---	---	---	---	7.20	---	---	---	---	---	---	---	---
				March 2025	---	---	---	---	7.24	---	---	---	---	---	---	---	---
<b>ELLAKTOR (CR)</b>				(Contract Size: 100 Securities, Physical Delivery)													
2.49	2.415	2.45	-1.21%	June 2024	2.52	2.53	2.44	2.46	2.46	---	---	---	2.70	---	41	170	5,029
				September 2024	---	---	---	---	2.50	---	---	---	---	---	---	---	---
				December 2024	---	---	---	---	2.52	---	---	---	---	---	---	---	---
				March 2025	---	---	---	---	2.53	---	---	---	---	---	---	---	---
<b>ELVALHALCOR (CR)</b>				(Contract Size: 100 Securities, Physical Delivery)													
1.928	1.88	1.914	1.27%	June 2024	1.90	1.93	1.89	1.91	1.91	---	---	---	2.28	---	36	191	4,234
				September 2024	---	---	---	---	1.91	---	---	---	---	---	---	---	---
				December 2024	---	---	---	---	1.92	---	---	---	---	---	---	---	---
				March 2025	---	---	---	---	1.93	---	---	---	---	---	---	---	---
<b>EUROBANK HOLDINGS (CR)</b>				(Contract Size: 100 Securities, Physical Delivery)													
1.7785	1.749	1.7765	0.65%	June 2024	1.76	1.78	1.75	1.78	1.78	---	---	---	2.00	---	85	3,090	42,417
				September 2024	---	---	---	---	1.78	---	---	---	---	---	---	---	---
				December 2024	---	---	---	---	1.79	---	---	---	---	---	---	---	---
				March 2025	---	---	---	---	1.80	---	---	---	---	---	---	---	---
<b>EYDAP S.A. (CR)</b>				(Contract Size: 100 Securities, Physical Delivery)													
5.77	5.6	5.68	-1.90%	June 2024	5.82	5.82	5.67	5.72	5.72	---	---	---	6.10	---	21	39	4,303
				September 2024	---	---	---	---	5.85	---	---	---	---	---	---	---	---
				December 2024	---	---	---	---	5.87	---	---	---	---	---	---	---	---
				March 2025	---	---	---	---	5.90	---	---	---	---	---	---	---	---
<b>FOURLIS (CR)</b>				(Contract Size: 100 Securities, Physical Delivery)													
4.16	4.01	4.015	-3.95%	June 2024	4.16	4.16	4.10	4.10	4.10	---	---	---	4.38	---	18	60	1,109
				September 2024	---	---	---	---	4.22	---	---	---	---	---	---	---	---
				December 2024	---	---	---	---	4.24	---	---	---	---	---	---	---	---
				March 2025	---	---	---	---	4.26	---	---	---	---	---	---	---	---
<b>GEK TERNA (CR)</b>				(Contract Size: 100 Securities, Physical Delivery)													
16.66	16.16	16.48	-0.12%	June 2024	16.61	16.80	16.33	16.59	16.59	---	---	---	17.26	---	69	378	15,832
				September 2024	---	---	---	---	16.66	---	---	---	---	---	---	---	---
				December 2024	---	---	---	---	16.74	---	---	---	---	---	---	---	---
				March 2025	---	---	---	---	16.82	---	---	---	---	---	---	---	---

Derivatives notes

Fixing prices and final open positions can be retrieved from the following path <http://www.helex.gr/el/web/guest/statistics-end-of-day-derivatives>



Underlying Asset				Derivatives Market													
Price max	Price min	Closing price	change	Delivery Month	Open price	Price max	Price min	Last price	Closing price	Last Bid	Last Ask	Fixing price*	Life high	Life low	Trades	Volume	Open Interest
<b>HELLENIC EXCHANGES-A.S.E. (CR)</b>				(Contract Size: 100 Securities, Physical Delivery)													
5.27	5.12	5.18	-0.96%	June 2024	5.28	5.29	5.16	5.22	5.22	---	---	---	5.71	---	51	250	8,470
				September 2024	---	---	---	---	5.28	---	---	---	---	---	---	---	---
				December 2024	---	---	---	---	5.31	---	---	---	---	---	---	---	---
				March 2025	---	---	---	---	5.33	---	---	---	---	---	---	---	---
<b>HELLENIQ ENERGY (CR)</b>				(Contract Size: 100 Securities, Physical Delivery)													
8.24	8.12	8.14	-0.97%	June 2024	8.27	8.27	8.18	8.21	8.21	---	---	---	8.80	---	29	101	5,708
				September 2024	---	---	---	---	8.30	---	---	---	---	---	---	---	---
				December 2024	---	---	---	---	8.34	---	---	---	---	---	---	---	---
				March 2025	---	---	---	---	8.38	---	---	---	---	---	---	---	---
<b>INTRACOM HOLDINGS (CR)</b>				(Contract Size: 100 Securities, Physical Delivery)													
3.565	3.42	3.475	-0.71%	June 2024	3.52	3.56	3.45	3.48	3.48	---	---	---	4.30	---	65	406	8,012
				September 2024	---	---	---	---	3.53	---	---	---	---	---	---	---	---
				December 2024	---	---	---	---	3.55	---	---	---	---	---	---	---	---
				March 2025	---	---	---	---	3.57	---	---	---	---	---	---	---	---
<b>INTRAKAT (CR)</b>				(Contract Size: 100 Securities, Physical Delivery)													
5.1	4.95	5.09	-1.93%	June 2024	4.95	5.03	4.85	5.03	5.03	---	---	---	5.66	---	66	469	2,354
				September 2024	---	---	---	---	5.24	---	---	---	---	---	---	---	---
				December 2024	---	---	---	---	5.27	---	---	---	---	---	---	---	---
				March 2025	---	---	---	---	5.29	---	---	---	---	---	---	---	---
<b>JUMBO SA (CR)</b>				(Contract Size: 100 Securities, Physical Delivery)													
26.76	26	26.3	-1.65%	June 2024	26.77	26.77	26.41	26.41	26.41	---	---	---	27.03	---	3	34	477
				September 2024	---	---	---	---	26.99	---	---	---	---	---	---	---	---
				December 2024	---	---	---	---	27.13	---	---	---	---	---	---	---	---
				March 2025	---	---	---	---	27.26	---	---	---	---	---	---	---	---
<b>LAMDA DEVELOPMENT SA (CR)</b>				(Contract Size: 100 Securities, Physical Delivery)													
6.65	6.58	6.58	-0.45%	June 2024	6.68	6.70	6.66	6.66	6.66	---	---	---	7.20	---	10	22	6,011
				September 2024	---	---	---	---	6.67	---	---	---	---	---	---	---	---
				December 2024	---	---	---	---	6.71	---	---	---	---	---	---	---	---
				March 2025	---	---	---	---	6.74	---	---	---	---	---	---	---	---
<b>MIG (CR)</b>				(Contract Size: 100 Securities, Physical Delivery)													
4.16	3.83	3.91	-1.26%	June 2024	3.93	3.93	3.90	3.90	3.90	---	---	---	4.25	---	3	7	97
				September 2024	---	---	---	---	4.00	---	---	---	---	---	---	---	---
				December 2024	---	---	---	---	4.02	---	---	---	---	---	---	---	---
				March 2025	---	---	---	---	4.04	---	---	---	---	---	---	---	---

Derivatives notes

Fixing prices and final open positions can be retrieved from the following path <http://www.helex.gr/el/web/guest/statistics-end-of-day-derivatives>

Underlying Asset				Derivatives Market													
Price max	Price min	Closing price	change	Delivery Month	Open price	Price max	Price min	Last price	Closing price	Last Bid	Last Ask	Fixing price*	Life high	Life low	Trades	Volume	Open Interest
<b>MOTOR OIL (CR)</b>				(Contract Size: 100 Securities, Physical Delivery)													
27.6	26.64	27	-2.17%	June 2024	27.58	27.58	26.99	26.99	26.99	---	---	---	27.99	---	14	24	359
				September 2024	---	---	---	---	27.86	---	---	---	---	---	---	---	---
				December 2024	---	---	---	---	28.00	---	---	---	---	---	---	---	---
				March 2025	---	---	---	---	28.14	---	---	---	---	---	---	---	---
<b>MYTILINEOS (CR)</b>				(Contract Size: 100 Securities, Physical Delivery)													
35	34.12	34.12	-1.27%	June 2024	34.95	35.30	34.47	34.50	34.50	---	---	---	37.32	---	84	203	4,547
				September 2024	---	---	---	---	34.89	---	---	---	---	---	---	---	---
				December 2024	---	---	---	---	35.06	---	---	---	---	---	---	---	---
				March 2025	---	---	---	---	35.24	---	---	---	---	---	---	---	---
<b>NATIONAL BANK (CR)</b>				(Contract Size: 100 Securities, Physical Delivery)													
7.12	6.97	7.082	-0.53%	June 2024	7.10	7.13	7.02	7.13	7.13	---	---	---	7.55	---	201	2,901	14,915
				September 2024	---	---	---	---	7.19	---	---	---	---	---	---	---	---
				December 2024	---	---	---	---	7.22	---	---	---	---	---	---	---	---
				March 2025	---	---	---	---	7.26	---	---	---	---	---	---	---	---
<b>OPAP (CR)</b>				(Contract Size: 100 Securities, Physical Delivery)													
16.5	16.12	16.12	-1.16%	June 2024	15.75	15.75	15.75	15.75	15.75	---	---	---	16.99	---	1	1	874
				September 2024	---	---	---	---	16.46	---	---	---	---	---	---	---	---
				December 2024	---	---	---	---	16.55	---	---	---	---	---	---	---	---
				March 2025	---	---	---	---	16.63	---	---	---	---	---	---	---	---
<b>OPTIMA BANK (CR)</b>				(Contract Size: 100 Securities, Physical Delivery)													
8.5	8.12	8.49	3.54%	June 2024	8.38	8.38	8.36	8.36	8.36	---	---	---	8.38	---	6	22	58
				September 2024	---	---	---	---	8.28	---	---	---	---	---	---	---	---
				December 2024	---	---	---	---	8.32	---	---	---	---	---	---	---	---
				March 2025	---	---	---	---	8.36	---	---	---	---	---	---	---	---
<b>OTE (CR)</b>				(Contract Size: 100 Securities, Physical Delivery)													
13.84	13.67	13.7	-0.80%	June 2024	13.88	13.88	13.78	13.80	13.80	---	---	---	14.07	---	46	389	6,931
				September 2024	---	---	---	---	13.94	---	---	---	---	---	---	---	---
				December 2024	---	---	---	---	14.01	---	---	---	---	---	---	---	---
				March 2025	---	---	---	---	14.08	---	---	---	---	---	---	---	---
<b>P.P.A. S.A. (CR)</b>				(Contract Size: 100 Securities, Physical Delivery)													
26.95	26.25	26.65	-0.37%	June 2024	26.66	26.70	26.63	26.70	26.70	---	---	---	28.71	---	4	23	133
				September 2024	---	---	---	---	27.00	---	---	---	---	---	---	---	---
				December 2024	---	---	---	---	27.14	---	---	---	---	---	---	---	---
				March 2025	---	---	---	---	27.27	---	---	---	---	---	---	---	---

Derivatives notes

Fixing prices and final open positions can be retrieved from the following path <http://www.helex.gr/el/web/guest/statistics-end-of-day-derivatives>

Underlying Asset				Derivatives Market													
Price max	Price min	Closing price	change	Delivery Month	Open price	Price max	Price min	Last price	Closing price	Last Bid	Last Ask	Fixing price*	Life high	Life low	Trades	Volume	Open Interest
<b>PIRAEUS FINANCIAL HOLD (CR)</b>																	
(Contract Size: 100 Securities, Physical Delivery)																	
3.799	3.662	3.72	-1.27%	June 2024	3.77	3.82	3.69	3.74	3.74	---	---	---	4.26	---	382	9,374	74,453
---	---	---	---	September 2024	---	---	---	---	3.86	---	---	---	4.05	---	---	---	---
---	---	---	---	December 2024	---	---	---	---	3.82	---	---	---	---	---	---	---	---
---	---	---	---	March 2025	---	---	---	---	3.84	---	---	---	---	---	---	---	---
<b>PPC (CR)</b>																	
(Contract Size: 100 Securities, Physical Delivery)																	
11.44	11.21	11.25	-0.53%	June 2024	11.52	11.52	11.35	11.40	11.40	---	---	---	12.75	---	55	314	29,617
---	---	---	---	September 2024	---	---	---	---	11.42	---	---	---	---	---	---	---	---
---	---	---	---	December 2024	---	---	---	---	11.47	---	---	---	---	---	---	---	---
---	---	---	---	March 2025	---	---	---	---	11.53	---	---	---	---	---	---	---	---
<b>QUEST HOLDINGS (CR)</b>																	
(Contract Size: 100 Securities, Physical Delivery)																	
5.84	5.62	5.68	-1.39%	June 2024	5.73	5.73	5.66	5.66	5.66	---	---	---	6.29	---	4	9	180
---	---	---	---	September 2024	---	---	---	---	5.81	---	---	---	---	---	---	---	---
---	---	---	---	December 2024	---	---	---	---	5.84	---	---	---	---	---	---	---	---
---	---	---	---	March 2025	---	---	---	---	5.87	---	---	---	---	---	---	---	---
<b>TERNA ENERGY (CR)</b>																	
(Contract Size: 100 Securities, Physical Delivery)																	
18.24	17.91	18.11	0.00%	June 2024	18.13	18.27	18.06	18.20	18.20	---	---	---	18.56	---	49	238	28,786
---	---	---	---	September 2024	---	---	---	---	18.28	---	---	---	---	---	---	---	---
---	---	---	---	December 2024	---	---	---	---	18.37	---	---	---	---	---	---	---	---
---	---	---	---	March 2025	---	---	---	---	18.47	---	---	---	---	---	---	---	---
<b>TITAN CEMENT (CB)</b>																	
(Contract Size: 100 Securities, Physical Delivery)																	
26.15	25.65	25.9	-1.15%	June 2024	25.90	25.90	25.90	25.90	25.90	---	---	---	26.96	---	1	2	162
---	---	---	---	September 2024	---	---	---	---	26.45	---	---	---	---	---	---	---	---
---	---	---	---	December 2024	---	---	---	---	26.58	---	---	---	---	---	---	---	---
---	---	---	---	March 2025	---	---	---	---	26.71	---	---	---	---	---	---	---	---
<b>VIOHALCO SA/NV (CB)</b>																	
(Contract Size: 100 Securities, Physical Delivery)																	
5.34	5.23	5.23	-0.95%	June 2024	5.32	5.37	5.28	5.31	5.31	---	---	---	6.43	---	36	122	5,426
---	---	---	---	September 2024	---	---	---	---	5.33	---	---	---	---	---	---	---	---
---	---	---	---	December 2024	---	---	---	---	5.36	---	---	---	---	---	---	---	---
---	---	---	---	March 2025	---	---	---	---	5.38	---	---	---	---	---	---	---	---

Derivatives notes

Fixing prices and final open positions can be retrieved from the following path <http://www.helex.gr/el/web/guest/statistics-end-of-day-derivatives>

FTSE/Athex Large Cap

(Trade Unit: 1 Index Point x 2€ - Exercise Style: European, Cash Settlement)

Exercise Price	Call Options														Put Options																			
	April 2024							May 2024							Other Months		April 2024							May 2024							Other Months		Exercise Price	
	Open price	Price max	Price min	Last price	Closing price	Volume	Open Interest	Open price	Price max	Price min	Last price	Closing price	Volume	Open Interest	Volume	Open Interest	Open price	Price max	Price min	Last price	Closing price	Volume	Open Interest	Open price	Price max	Price min	Last price	Closing price	Volume	Open Interest	Volume	Open Interest		
2,450	-	-	-	-	-	-	-	-	-	-	-	-	-	-	-	-	-	-	-	-	-	-	-	-	-	-	-	-	-	-	-	-		2,450
2,500	-	-	-	-	-	-	-	-	-	-	-	-	-	-	-	-	-	-	-	-	-	-	-	-	-	-	-	-	-	-	-	-	2,500	
2,550	-	-	-	-	-	-	-	-	-	-	-	-	-	-	-	-	-	-	-	-	-	-	-	-	-	-	-	-	-	-	-	-	2,550	
2,600	-	-	-	-	-	-	-	-	-	-	-	-	-	-	-	-	-	-	-	-	-	-	-	-	-	-	-	-	-	-	-	-	2,600	
2,650	-	-	-	-	-	-	-	-	-	-	-	-	-	-	-	-	-	-	-	-	-	-	-	-	-	-	-	-	-	-	-	-	2,650	
2,700	-	-	-	-	-	-	-	-	-	-	-	-	-	-	-	-	-	-	-	-	-	-	-	-	-	-	-	-	-	-	-	-	2,700	
2,750	-	-	-	-	-	-	-	-	-	-	-	-	-	-	-	-	-	-	-	-	-	-	-	-	-	-	-	-	-	-	-	-	2,750	
2,800	-	-	-	-	-	-	-	-	-	-	-	-	-	-	-	-	-	-	-	-	-	-	-	-	-	-	-	-	-	-	-	-	2,800	
2,850	-	-	-	-	-	-	-	-	-	-	-	-	-	-	-	-	-	-	-	-	-	-	-	-	-	-	-	-	-	-	-	-	2,850	
2,900	-	-	-	-	-	-	-	-	-	-	-	-	-	-	-	-	-	-	-	-	-	-	-	-	-	-	-	-	-	-	-	-	2,900	
2,950	-	-	-	-	-	-	-	-	-	-	-	-	-	-	-	-	-	-	-	-	-	-	-	-	-	-	-	-	-	-	-	-	2,950	
3,000	0.00	0.00	0.00	-	351.00	-	-	-	-	-	-	-	-	-	-	-	0.00	0.00	0.00	-	0.06	-	-	-	-	-	-	-	-	-	-	-	3,000	
3,050	0.00	0.00	0.00	-	301.00	-	-	-	-	-	-	-	-	-	-	-	0.00	0.00	0.00	-	0.26	-	-	-	-	-	-	-	-	-	-	-	3,050	
3,100	0.00	0.00	0.00	-	252.00	-	-	0.00	0.00	0.00	-	262.00	-	-	-	0.00	0.00	0.00	-	0.91	-	-	0.00	0.00	0.00	-	9.90	-	-	-	-	3,100		
3,150	0.00	0.00	0.00	-	204.00	-	-	0.00	0.00	0.00	-	218.00	-	-	-	0.00	0.00	0.00	-	2.70	-	-	0.00	0.00	0.00	-	16.75	-	-	-	-	3,150		
3,200	0.00	0.00	0.00	-	158.00	-	-	0.00	0.00	0.00	-	179.00	-	-	-	0.00	0.00	0.00	-	6.80	-	-	0.00	0.00	0.00	-	26.75	-	-	-	-	3,200		
3,250	0.00	0.00	0.00	-	116.00	-	-	0.00	0.00	0.00	-	143.00	-	-	-	0.00	0.00	0.00	-	15.00	-	52	0.00	0.00	0.00	-	40.50	-	-	-	-	3,250		
3,300	0.00	0.00	0.00	-	80.50	-	26	106.00	106.00	106.00	106.00	106.00	1	-	-	32.00	0.00	32.00	32.00	32.00	32.00	22	40	0.00	0.00	0.00	-	59.00	-	-	-	-	3,300	
3,350	0.00	0.00	0.00	-	51.50	-	8	0.00	0.00	0.00	-	84.00	-	20	-	40.75	0.00	39.00	56.00	56.00	56.00	30	107	78.00	78.00	78.00	78.00	78.00	1	22	-	-	3,350	
3,400	23.00	23.00	23.00	23.00	23.00	11	24	55.50	55.50	55.50	55.50	55.50	1	40	-	95.00	23.00	95.00	95.00	95.00	95.00	11	112	0.00	0.00	0.00	-	109.00	-	1	-	-	3,400	
3,450	13.75	13.75	13.75	13.75	13.75	20	43	0.00	0.00	0.00	-	44.25	-	20	-	0.00	13.75	0.00	-	115.00	-	82	0.00	0.00	0.00	-	142.00	-	40	-	-	3,450		
3,500	0.00	0.00	0.00	-	8.30	-	5	0.00	0.00	0.00	-	30.75	-	-	-	0.00	0.00	0.00	-	157.00	-	41	0.00	0.00	0.00	-	178.00	-	-	-	-	3,500		
3,550	5.50	5.50	5.50	5.50	5.50	10	27	0.00	0.00	0.00	-	20.50	-	-	-	0.00	5.50	0.00	-	202.00	-	40	0.00	0.00	0.00	-	218.00	-	-	-	-	3,550		
3,600	0.00	0.00	0.00	-	1.50	-	5	0.00	0.00	0.00	-	13.50	-	-	-	0.00	0.00	0.00	-	250.00	-	-	0.00	0.00	0.00	-	261.00	-	-	-	-	3,600		
3,650	0.00	0.00	0.00	-	0.58	-	-	0.00	0.00	0.00	-	8.50	-	-	-	0.00	0.00	0.00	-	299.00	-	-	0.00	0.00	0.00	-	306.00	-	-	-	-	3,650		
3,700	0.00	0.00	0.00	-	0.20	-	-	0.00	0.00	0.00	-	5.20	-	-	-	0.00	0.00	0.00	-	348.00	-	-	0.00	0.00	0.00	-	352.00	-	-	-	-	3,700		
3,750	0.00	0.00	0.00	-	0.06	-	-	0.00	0.00	0.00	-	3.10	-	-	-	0.00	0.00	0.00	-	398.00	-	-	0.00	0.00	0.00	-	400.00	-	-	-	-	3,750		
Totals:						41	138						2	80	0	0							63	474							1	63	0	0
Number of Trades:						5							2			0							9								1			0

ALPHA SERVICES HOLD (CR)

(Contract Size: 100 Securities, Exercise Style: American, Physical Delivery)

Call Options														Put Options																			
April 2024							May 2024							Other Months		April 2024							May 2024							Other Months		Exercise Price	
Open price	Price max	Price min	Last price	Closing price	Volume	Open Interest	Open price	Price max	Price min	Last price	Closing price	Volume	Open Interest	Volume	Open Interest	Open price	Price max	Price min	Last price	Closing price	Volume	Open Interest	Open price	Price max	Price min	Last price	Closing price	Volume	Open Interest	Volume	Open Interest		
0.850					-	-						-	-									-	-									0.009	
0.900					-	-						-	-									-	-									0.009	
0.950					-	-						-	-									-	-									0.010	
1.000					-	-						-	-									-	-									0.010	
1.100	0.000	0.000	0.000	0.481	-	-	0.000	0.000	0.000	0.483	-	-				0.000	0.000	0.000	0.001	-	-			0.000	0.000	0.000	0.001	-	-			0.011	
1.200	0.000	0.000	0.000	0.381	-	-	0.000	0.000	0.000	0.383	-	-				0.000	0.000	0.000	0.001	-	-			0.000	0.000	0.000	0.001	-	-			0.012	
1.300	0.000	0.000	0.000	0.282	-	-	0.000	0.000	0.000	0.285	-	-				0.000	0.000	0.000	0.001	-	-			0.000	0.000	0.000	0.002	-	-			0.013	
1.400	0.000	0.000	0.000	0.188	-	-	0.000	0.000	0.000	0.194	-	-				0.000	0.000	0.000	0.006	-	-			0.000	0.000	0.000	0.011	-	-			0.014	
1.500	0.000	0.000	0.000	0.107	-	-	0.000	0.000	0.000	0.118	-	-				0.000	0.000	0.000	0.025	-	-			0.000	0.000	0.000	0.034	-	-			0.015	
1.600	0.000	0.000	0.000	0.050	-	-	0.000	0.000	0.000	0.062	-	-				0.000	0.000	0.000	0.069	-	-			0.000	0.000	0.000	0.078	-	-			0.016	
1.700	0.000	0.000	0.000	0.019	-	-	0.000	0.000	0.000	0.028	-	-				0.000	0.000	0.000	0.138	-	-			0.000	0.000	0.000	0.145	-	-			0.017	
1.800	0.000	0.000	0.000	0.006	-	-	0.000	0.000	0.000	0.011	-	-				0.000	0.000	0.000	0.225	-	-			0.000	0.000	0.000	0.228	-	-			0.018	
1.900	0.000	0.000	0.000	0.001	-	-	0.000	0.000	0.000	0.004	-	-				0.000	0.000	0.000	0.321	-	-			0.000	0.000	0.000	0.321	-	-			0.019	
2.000	0.000	0.000	0.000	0.001	-	-	0.000	0.000	0.000	0.001	-	-				0.000	0.000	0.000	0.420	-	-			0.000	0.000	0.000	0.420	-	-			0.020	
2.200	0.000	0.000	0.000	0.001	-	-	0.000	0.000	0.000	0.001	-	-				0.000	0.000	0.000	0.620	-	-			0.000	0.000	0.000	0.620	-	-			0.022	
2.400	0.000	0.000	0.000	0.001	-	-	0.000	0.000	0.000	0.001	-	-				0.000	0.000	0.000	0.820	-	-			0.000	0.000	0.000	0.820	-	-			0.024	
2.600	0.000	0.000	0.000	0.001	-	-	0.000	0.000	0.000	0.001	-	-				0.000	0.000	0.000	1.02	-	-			0.000	0.000	0.000	1.02	-	-			0.026	
Totals:					0	0					0	0		0	0						0	0							0	0			
Number of Trades:					0						0			0								0.00						0		0			

NATIONAL BANK (CR)

(Contract Size: 100 Securities, Exercise Style: American, Physical Delivery)

Call Options																Put Options																	
April 2024								May 2024								Other Months		April 2024					May 2024					Other Months		Exercise Price			
Open price	Price max	Price min	Last price	Closing price	Volume	Open Interest	Open price	Price max	Price min	Last price	Closing price	Volume	Open Interest	Volume	Open Interest	Open price	Price max	Price min	Last price	Closing price	Volume	Open Interest	Open price	Price max	Price min	Last price	Closing price	Volume	Open Interest		Volume	Open Interest	
3.400					-	-						-	-									-	-									0.034	
3.600					-	-						-	-									-	-									0.036	
3.800					-	-						-	-									-	-									0.038	
4.000					-	-						-	-									-	-									0.040	
4.400					-	-						-	-									-	-									0.044	
4.800	0.000	0.000	0.000		2.32	-	-	0.000	0.000	0.000		2.33	-	-	0.000	0.000	0.000		0.001	-	-	0.000	0.000	0.000		0.001	-	-	0.000	0.000	0.048		
5.200	0.000	0.000	0.000		1.92	-	-	0.000	0.000	0.000		1.93	-	-	0.000	0.000	0.000		0.001	-	-	0.000	0.000	0.000		0.001	-	-	0.000	0.000	0.052		
5.600	0.000	0.000	0.000		1.53	-	-	0.000	0.000	0.000		1.54	-	-	0.000	0.000	0.000		0.001	-	-	0.000	0.000	0.000		0.003	-	-	0.000	0.000	0.056		
6.000	0.000	0.000	0.000		1.13	-	-	0.000	0.000	0.000		1.15	-	-	0.000	0.000	0.000		0.001	-	-	0.000	0.000	0.000		0.016	-	-	0.000	0.000	0.060		
6.400	0.000	0.000	0.000		0.735	-	-	0.000	0.000	0.000		0.797	-	-	0.000	0.000	0.000		0.009	-	-	0.000	0.000	0.000		0.061	-	-	0.000	0.000	0.064		
6.800	0.000	0.000	0.000		0.388	-	-	0.000	0.000	0.000		0.500	-	-	0.000	0.000	0.000		0.062	-	-	0.000	0.000	0.000		0.163	-	-	0.000	0.000	0.068		
7.200	0.000	0.000	0.000		0.151	-	30	0.000	0.000	0.000		0.280	-	-	0.000	0.000	0.000		0.225	-	-	0.000	0.000	0.000		0.344	-	-	0.000	0.000	0.072		
7.600	0.000	0.000	0.000		0.040	-	-	0.000	0.000	0.000		0.138	-	-	0.000	0.000	0.000		0.515	-	-	0.000	0.000	0.000		0.603	-	-	0.000	0.000	0.076		
8.000	0.000	0.000	0.000		0.007	-	-	0.000	0.000	0.000		0.061	-	-	0.000	0.000	0.000		0.883	-	-	0.000	0.000	0.000		0.927	-	-	0.000	0.000	0.080		
8.400	0.000	0.000	0.000		0.001	-	-	0.000	0.000	0.000		0.024	-	-	0.000	0.000	0.000		1.28	-	-	0.000	0.000	0.000		1.29	-	-	0.000	0.000	0.084		
8.800	0.000	0.000	0.000		0.001	-	-	0.000	0.000	0.000		0.008	-	-	0.000	0.000	0.000		1.68	-	-	0.000	0.000	0.000		1.68	-	-	0.000	0.000	0.088		
9.200	0.000	0.000	0.000		0.001	-	-	0.000	0.000	0.000		0.003	-	-	0.000	0.000	0.000		2.08	-	-	0.000	0.000	0.000		2.08	-	-	0.000	0.000	0.092		
9.600	0.000	0.000	0.000		0.001	-	-	0.000	0.000	0.000		0.001	-	-	0.000	0.000	0.000		2.48	-	-	0.000	0.000	0.000		2.48	-	-	0.000	0.000	0.096		
Totals:					0	30						0	0	0	0						0	0									0	0	324
Number of Trades:					0							0		0							0.00								0		0		

OPAP (CR)

(Contract Size: 100 Securities, Exercise Style: American, Physical Delivery)

Exercise Price	Call Options														Put Options														Exercise Price				
	April 2024						May 2024						Other Months		April 2024						May 2024						Other Months						
	Open price	Price max	Price min	Last price	Closing price	Volume	Open Interest	Open price	Price max	Price min	Last price	Closing price	Volume	Open Interest	Volume	Open Interest	Open price	Price max	Price min	Last price	Closing price	Volume	Open Interest	Open price	Price max	Price min	Last price	Closing price		Volume	Open Interest	Volume	Open Interest
9.600						-	-							-	-								-	-									0.096
10.000						-	-							-	-								-	-									0.100
11.000	0.000	0.000	0.000		5.32	-	-	0.000	0.000	0.000		5.34	-	-		0.000	0.000	0.000		0.001	-	-		0.000	0.000	0.000		0.001	-	-		0.110	
12.000	0.000	0.000	0.000		4.32	-	-	0.000	0.000	0.000		4.34	-	-		0.000	0.000	0.000		0.001	-	-		0.000	0.000	0.000		0.001	-	-		0.120	
13.000	0.000	0.000	0.000		3.32	-	-	0.000	0.000	0.000		3.34	-	-		0.000	0.000	0.000		0.001	-	-		0.000	0.000	0.000		0.002	-	-		0.130	
14.000	0.000	0.000	0.000		2.32	-	-	0.000	0.000	0.000		2.36	-	-		0.000	0.000	0.000		0.001	-	-		0.000	0.000	0.000		0.020	-	-		0.140	
15.000	0.000	0.000	0.000		1.34	-	-	0.000	0.000	0.000		1.47	-	-		0.000	0.000	0.000		0.013	-	-		0.000	0.000	0.000		0.119	-	-		0.150	
16.000	0.000	0.000	0.000		0.507	-	-	0.000	0.000	0.000		0.757	-	-		0.000	0.000	0.000		0.183	-	21		0.000	0.000	0.000		0.409	-	-		0.160	
17.000	0.000	0.000	0.000		0.094	-	1	0.000	0.000	0.000		0.316	-	-		0.000	0.000	0.000		0.771	-	70		0.000	0.000	0.000		0.969	-	-		0.170	
18.000	0.000	0.000	0.000		0.007	-	-	0.000	0.000	0.000		0.102	-	-		0.000	0.000	0.000		1.69	-	-		0.000	0.000	0.000		1.76	-	-		0.180	
19.000	0.000	0.000	0.000		0.005	-	-	0.000	0.000	0.000		0.026	-	-		0.000	0.000	0.000		2.69	-	-		0.000	0.000	0.000		2.70	-	-		0.190	
20.000	0.000	0.000	0.000		0.001	-	-	0.000	0.000	0.000		0.005	-	-		0.000	0.000	0.000		3.69	-	-		0.000	0.000	0.000		3.69	-	-		0.200	
22.000	0.000	0.000	0.000		0.001	-	-	0.000	0.000	0.000		0.001	-	-		0.000	0.000	0.000		5.69	-	-		0.000	0.000	0.000		5.69	-	-		0.220	
24.000	0.000	0.000	0.000		0.001	-	-	0.000	0.000	0.000		0.001	-	-		0.000	0.000	0.000		7.69	-	-		0.000	0.000	0.000		7.69	-	-		0.240	
Totals:						0	1						0	0	0	0						0	91					0	0	0	0		
Number of Trades:						0							0		0							0.00						0		0			

OTE (CR)

(Contract Size: 100 Securities, Exercise Style: American, Physical Delivery)

Exercise Price	Call Options													Put Options													Exercise Price						
	April 2024						May 2024						Other Months		April 2024						May 2024							Other Months					
	Open price	Price max	Price min	Last price	Closing price	Volume	Open Interest	Open price	Price max	Price min	Last price	Closing price	Volume	Open Interest	Volume	Open Interest	Open price	Price max	Price min	Last price	Closing price	Volume	Open Interest	Open price	Price max	Price min		Last price	Closing price	Volume	Open Interest	Volume	Open Interest
9.200	0.000	0.000	0.000		4.62	-	-	0.000	0.000	0.000		4.63	-	-			0.000	0.000	0.000		0.001	-	-	0.000	0.000	0.000		0.001	-	-			0.092
9.600	0.000	0.000	0.000		4.22	-	-	0.000	0.000	0.000		4.23	-	-			0.000	0.000	0.000		0.001	-	-	0.000	0.000	0.000		0.001	-	-			0.096
10.000	0.000	0.000	0.000		3.82	-	-	0.000	0.000	0.000		3.83	-	-			0.000	0.000	0.000		0.001	-	-	0.000	0.000	0.000		0.001	-	-			0.100
11.000	0.000	0.000	0.000		2.82	-	-	0.000	0.000	0.000		2.84	-	-			0.000	0.000	0.000		0.001	-	-	0.000	0.000	0.000		0.001	-	-			0.110
12.000	0.000	0.000	0.000		1.82	-	-	0.000	0.000	0.000		1.86	-	-			0.000	0.000	0.000		0.001	-	-	0.000	0.000	0.000		0.020	-	-			0.120
13.000	0.000	0.000	0.000		0.860	-	-	0.000	0.000	0.000		0.993	-	-			0.000	0.000	0.000		0.038	-	71	0.000	0.000	0.000		0.151	-	-			0.130
14.000	0.000	0.000	0.000		0.203	-	-	0.000	0.000	0.000		0.397	-	-			0.000	0.000	0.000		0.380	-	-	0.000	0.000	0.000		0.555	-	-			0.140
15.000	0.000	0.000	0.000		0.017	-	-	0.000	0.000	0.000		0.112	-	-			0.000	0.000	0.000		1.20	-	-	0.000	0.000	0.000		1.27	-	-			0.150
16.000	0.000	0.000	0.000		0.001	-	-	0.000	0.000	0.000		0.022	-	-			0.000	0.000	0.000		2.19	-	-	0.000	0.000	0.000		2.19	-	-			0.160
17.000	0.000	0.000	0.000		0.001	-	-	0.000	0.000	0.000		0.003	-	-			0.000	0.000	0.000		3.19	-	-	0.000	0.000	0.000		3.19	-	-			0.170
18.000	0.000	0.000	0.000		0.001	-	-	0.000	0.000	0.000		0.001	-	-			0.000	0.000	0.000		4.19	-	-	0.000	0.000	0.000		4.19	-	-			0.180
19.000	0.000	0.000	0.000		0.001	-	-	0.000	0.000	0.000		0.001	-	-			0.000	0.000	0.000		5.19	-	-	0.000	0.000	0.000		5.19	-	-			0.190
20.000						-	-						-	-								-	-					-	-			0.200	
22.000						-	-						-	-								-	-					-	-			0.220	
Totals:						0	0						0	0	0	0						0	71					0	0	0	0		
Number of Trades:						0							0		0							0.00						0		0			



PIRAEUS FINANCIAL HOLD (CR)

(Contract Size: 100 Securities, Exercise Style: American, Physical Delivery)

Call Options																Put Options																	
April 2024								May 2024								Other Months		April 2024					May 2024					Other Months		Exercise Price			
Open price	Price max	Price min	Last price	Closing price	Volume	Open Interest	Open price	Price max	Price min	Last price	Closing price	Volume	Open Interest	Volume	Open Interest	Open price	Price max	Price min	Last price	Closing price	Volume	Open Interest	Open price	Price max	Price min	Last price	Closing price	Volume	Open Interest		Volume	Open Interest	
1.800						-	-																										0.018
1.900						-	-																										0.019
2.000						-	-																										0.020
2.200						-	-																										0.022
2.400	0.000	0.000	0.000		1.37	-	-									0.000	0.000	0.000		0.001	-	-										0.024	
2.600	0.000	0.000	0.000		1.17	-	-									0.000	0.000	0.000		0.001	-	-										0.026	
2.800	0.000	0.000	0.000		0.973	-	-	0.000	0.000	0.000		0.978	-	-		0.000	0.000	0.000		0.001	-	-	0.000	0.000	0.000		0.001	-	-		0.028		
3.000	0.000	0.000	0.000		0.773	-	-	0.000	0.000	0.000		0.783	-	-		0.000	0.000	0.000		0.001	-	-	0.000	0.000	0.000		0.005	-	-		0.030		
3.200	0.000	0.000	0.000		0.573	-	-	0.000	0.000	0.000		0.597	-	-		0.000	0.000	0.000		0.001	-	-	0.000	0.000	0.000		0.019	-	-		0.032		
3.400	0.000	0.000	0.000		0.379	-	-	0.000	0.000	0.000		0.428	-	-		0.000	0.000	0.000		0.006	-	-	0.000	0.000	0.000		0.050	-	-		0.034		
3.600	0.000	0.000	0.000		0.208	-	-	0.000	0.000	0.000		0.288	-	-		0.000	0.000	0.000		0.034	-	-	0.000	0.000	0.000		0.110	-	-		0.036		
3.800	0.000	0.000	0.000		0.088	-	-	0.000	0.000	0.000		0.180	-	-		0.000	0.000	0.000		0.114	-	-	0.000	0.000	0.000		0.201	-	-		0.038		
4.000	0.000	0.000	0.000		0.027	-	30	0.000	0.000	0.000		0.105	-	-		0.000	0.000	0.000		0.254	-	-	0.000	0.000	0.000		0.326	-	-		0.040		
4.400	0.000	0.000	0.000		0.001	-	-	0.000	0.000	0.000		0.028	-	-		0.000	0.000	0.000		0.630	-	-	0.000	0.000	0.000		0.651	-	-		0.044		
4.800	0.000	0.000	0.000		0.002	-	-	0.000	0.000	0.000		0.006	-	-		0.000	0.000	0.000		1.03	-	-	0.000	0.000	0.000		1.03	-	-		0.048		
5.200	0.000	0.000	0.000		0.001	-	-	0.000	0.000	0.000		0.001	-	-		0.000	0.000	0.000		1.43	-	-	0.000	0.000	0.000		1.43	-	-		0.052		
5.600	0.000	0.000	0.000		0.001	-	-	0.000	0.000	0.000		0.001	-	-		0.000	0.000	0.000		1.83	-	-	0.000	0.000	0.000		1.83	-	-		0.056		
6.000	0.000	0.000	0.000		0.001	-	-	0.000	0.000	0.000		0.001	-	-		0.000	0.000	0.000		2.23	-	-	0.000	0.000	0.000		2.23	-	-		0.060		
6.400	0.000	0.000	0.000		0.001	-	-	0.000	0.000	0.000		0.001	-	-		0.000	0.000	0.000		2.63	-	-	0.000	0.000	0.000		2.63	-	-		0.064		
Totals:						0	30					0	0		0	0						0	0							0	0		
Number of Trades:						0						0			0							0.00								0			

PPC (CR)

(Contract Size: 100 Securities, Exercise Style: American, Physical Delivery)

Call Options														Put Options																																								
Exercise Price	April 2024						May 2024						Other Months		April 2024						May 2024						Other Months		Exercise Price																									
	Open price	Price max	Price min	Last price	Closing price	Volume	Open Interest	Open price	Price max	Price min	Last price	Closing price	Volume	Open Interest	Volume	Open Interest	Open price	Price max	Price min	Last price	Closing price	Volume	Open Interest	Open price	Price max	Price min	Last price	Closing price		Volume	Open Interest	Volume	Open Interest																					
6.800						-	-						-	-							-	-						-	-							-	-							-	-	0.068								
7.200						-	-						-	-							-	-						-	-							-	-							-	-	0.072								
7.600						-	-						-	-							-	-						-	-							-	-							-	-	0.076								
8.000						-	-						-	-							-	-						-	-							-	-							-	-	0.080								
8.400	0.000	0.000	0.000		2.92	-	-	0.000	0.000	0.000		2.93	-	-						0.001	-	-					0.001	-	-							-	-							-	-	0.084								
8.800	0.000	0.000	0.000		2.52	-	-	0.000	0.000	0.000		2.53	-	-						0.001	-	-					0.000	0.000	0.000		0.003	-	-							-	-	0.088												
9.200	0.000	0.000	0.000		2.12	-	-	0.000	0.000	0.000		2.14	-	-						0.001	-	-					0.000	0.000	0.000		0.009	-	-							-	-	0.092												
9.600	0.000	0.000	0.000		1.72	-	-	0.000	0.000	0.000		1.76	-	-						0.001	-	-					0.000	0.000	0.000		0.026	-	-							-	-	0.096												
10.000	0.000	0.000	0.000		1.33	-	-	0.000	0.000	0.000		1.40	-	-						0.007	-	-					0.000	0.000	0.000		0.063	-	-							-	-	0.100												
11.000	0.000	0.000	0.000		0.474	-	16	0.000	0.000	0.000		0.653	-	50						0.154	-	52					0.000	0.000	0.000		0.317	-	-							-	-	0.110												
12.000	0.000	0.000	0.000		0.073	-	21	0.000	0.000	0.000		0.224	-	-						0.754	-	-					0.000	0.000	0.000		0.889	-	-							-	-	0.120												
13.000	0.000	0.000	0.000		0.004	-	5	0.000	0.000	0.000		0.058	-	5						1.69	-	-					0.000	0.000	0.000		1.73	-	-							-	-	0.130												
14.000	0.000	0.000	0.000		0.001	-	-	0.000	0.000	0.000		0.010	-	-						2.69	-	-					0.000	0.000	0.000		2.69	-	-							-	-	0.140												
15.000	0.000	0.000	0.000		0.001	-	-	0.000	0.000	0.000		0.001	-	-						3.69	-	-					0.000	0.000	0.000		3.69	-	-							-	-	0.150												
16.000	0.000	0.000	0.000		0.001	-	-	0.000	0.000	0.000		0.001	-	-						4.69	-	-					0.000	0.000	0.000		4.69	-	-							-	-	0.160												
17.000	0.000	0.000	0.000		0.001	-	-	0.000	0.000	0.000		0.001	-	-						5.69	-	-					0.000	0.000	0.000		5.69	-	-							-	-	0.170												
18.000	0.000	0.000	0.000		0.001	-	-					-	-							6.69	-	-									-	-							-	-	0.180													
Totals:						0	42						0	55							0	52						0	0							0	0							0	0									
Number of Trades:						0							0									0.00							0								0								0									

Lending Products	Underlying Title	Multilateral Transactions[1]					Bilateral Transactions[2]		Stock Borrowing through OTC (volume)[3]
		Open Interest[5]	Volume(Offered)	Average Weighted	Transactions volume	Average Weighted	Transactions Volume	Average Weighted	Transactions Volume
ADMIEBOR	ADMIE (IPTO) HOLDING S.A. (CR)	---	---	---	---	---	---	247,580	
AEGNBOR	AEGEAN AIRLINES (CR)	---	---	---	568	4.88%	---	237,368	
AETFBOR	ALPHA ETF FTSE Athex Large Cap	---	---	---	---	---	500	1.50%	---
ALPHABOR	ALPHA SERVICES HOLD (CR)	---	---	---	---	---	---	61,097,800	
AIABOR	ATHENS INTL AIRPORT (CR)	---	---	---	---	---	---	141,707	
OTOELBOR	AUTOHELLAS SA (CR)	1,500	---	---	---	---	---	89,989	
AVAXBOR	AVAX S.A. (CR)	2,000	---	---	---	---	---	---	
EEEBOR	CC HBC AG (CR)	2,910	---	---	---	---	---	44,377	
CENERBOR	CENERGY HOLDINGS (CB)	---	---	---	---	---	---	22,114	
ELLAKTORBOR	ELLAKTOR (CR)	2,681	---	---	---	---	---	79,965	
ELHABOR	ELVALHALCOR (CR)	788	---	---	---	---	---	64,887	
EUROBBOR	EUROBANK HOLDINGS (CR)	---	---	---	---	---	---	34,119,211	
EYDAPBOR	EYDAP S.A. (CR)	845	---	---	---	---	---	261,254	
FOYRKBOR	FOURLIS (CR)	230	---	---	---	---	---	13,799	
GEKTERNABOR	GEK TERNA (CR)	---	---	---	---	---	---	3,698	
SARBOR	GR. SARANTIS S.A. (CR)	457	---	---	---	---	---	120,007	
EXAEBOR	HELLENIC EXCHANGES-A.S.E. (CR)	200	---	---	---	---	---	152,047	
ELPEBOR	HELLENIQ ENERGY (CR)	---	---	---	---	---	---	349,241	
INTRKBOR	INTRACOM HOLDINGS (CR)	---	---	---	---	---	---	44,431	
INKATBOR	INTRAKAT (CR)	---	---	---	---	---	1,000	5.00%	---
BELABOR	JUMBO SA (CR)	---	---	---	---	---	---	195,735	
LAMDABOR	LAMDA DEVELOPMENT SA (CR)	400	---	---	---	---	---	223,277	
MIGBOR	MIG (CR)	1,992	---	---	---	---	---	40,179	
MOHBOR	MOTOR OIL (CR)	18,581	---	---	---	---	---	405,480	
MYTILBOR	MYTILINEOS (CR)	261	---	---	30,057	5.52%	---	151,530	
ETEBOR	NATIONAL BANK (CR)	---	---	---	---	---	---	13,613,769	
OPAPBOR	OPAP (CR)	---	---	---	---	---	---	1,819,295	
OPTIMABOR	OPTIMA BANK (CR)	4,003	---	---	2,000	5.14%	---	2,613	
HTOBOR	OTE (CR)	4,076	---	---	---	---	---	1,971,191	
PPABOR	P.P.A. S.A. (CR)	4,500	---	---	---	---	---	65,980	
TPEIRBOR	PIRAEUS FINANCIAL HOLD (CR)	25,000	---	---	---	---	---	10,638,157	

## Stock Lending Notes

[1] - Multilateral contracts Lending or Borrowing as per Methods 8-1, 8-2 and 8-3-3 (According to ATHEX BoD Resolution No.17)

[2] - Bilateral Contracts Lending or Borrowing as per Methods 8-3-1 and 8-3-2 (According to ATHEX BoD Resolution No.20 )

[3] - The information concerning OTC Stock Borrowing Transactions is based on the statements of the Dematerialised Securities System (DSS) operators involved and refers to volumes that have been registered up until the previous working day.

[4] - Average Price (Volume weighted)

[5] - The Data concerning Open Interest before the start of trading session

Lending Products	Underlying Title	Open Interest[5]	Multilateral Transactions[1]				Bilateral Transactions[2]		Stock Borrowing through OTC (volume)[3]	
			Volume(Offered)	Average Weighted	Transactions volume	Average Weighted	Transactions Volume	Average Weighted	Transactions Volume	
PPCBOR	PPC (CR)	2,500	---	---	---	---	---	---	1,278,881	
QUALBOR	QUALITY & RELIABILITY SA (CR)	---	---	---	---	---	---	---	---	
QUESTBOR	QUEST HOLDINGS (CR)	391	---	---	---	---	---	---	21,333	
TENERGYBOR	TERNA ENERGY (CR)	---	---	---	---	---	---	---	312,768	
TITCBOR	TITAN CEMENT (CB)	3,857	---	---	1,400	4.88%	---	---	219,439	
VIOBOR	VIOHALCO SA/NV (CB)	744	---	---	---	---	---	---	---	

## Stock Lending Notes

[1] - Multilateral contracts Lending or Borrowing as per Methods 8-1, 8-2 and 8-3-3 (According to ATHEX BoD Resolution No.17)

[2] - Bilateral Contracts Lending or Borrowing as per Methods 8-3-1 and 8-3-2 (According to ATHEX BoD Resolution No.20 )

[3] - The information concerning OTC Stock Borrowing Transactions is based on the statements of the Dematerialised Securities System (DSS) operators involved and refers to volumes that have been registered up until the previous working day.

[4] - Average Price (Volume weighted)

[5] - The Data concerning Open Interest before the start of trading session

## Sectors codification for listed companies

12003-	ETF	10101010	Computer Services
10101015	Software	10102030	Computer Hardware
15101010	Telecommunications Equipment	15102015	Telecommunications Services
20101010	Health Care Facilities	20101025	Health Care Services
20102010	Medical Equipment	20103015	Pharmaceuticals
30101010	Banks	30202000	Diversified Financial Services
30202010	Asset Managers & Custodians	30202015	Investment Services
30204000	Closed End Investments	30302010	Full Line Insurance
30302015	Insurance Brokers	30302025	Property and Casualty Insurance
35101010	Real Estate Holding and Development	35101015	Real Estate Services
35102000	Diversified REITs	35102030	Office REITs
35102045	Retail REITs.	40201040	Rental & Leasing Services: Consumer
40202010	Home Construction	40202015	Household Furnishings
40202020	Household Appliance	40203040	Electronic Entertainment
40204020	Clothing & Accessories	40301010	Entertainment
40301030	Publishing	40301035	Radio & TV Broadcasters
40401010	Diversified Retailers	40401020	Apparel Retailers
40401025	Home Improvement Retailers	40401030	Specialty Retailers
40501010	Airlines	40501015	Travel & Tourism
40501020	Casinos & Gambling	40501025	Hotels & Motels
45101015	Distillers & Vintners	45101020	Soft Drinks
45102010	Farming Fishing Ranching & Plantations	45102020	Food Products
45103010	Tobacco	45201010	Food Retailers & Wholesalers
45201020	Personal Products	50101010	Construction
50101020	Building Roof/Wallboard and Plumbing	50101030	Cement
50101035	Building Materials: Other	50202010	Electrical Components
50203015	Plastics	50203030	Containers & Packaging
50204000	Machinery: Industrial	50204020	Machinery: Construction & Handling
50205010	Industrial Suppliers	50205020	Back Office Support HR & Consulting
50205030	Forms & Bulk Printing Services	50206015	Commercial Vehicles & Parts
50206030	Marine Transportation	50206060	Transportation Services
55101000	Diversified Materials	55101020	Textile Products
55102000	General Mining	55102010	Iron & Steel
55102015	Metal Fabricating	55102035	Aluminum
60101020	Oil Refining and Marketing	65101010	Alternative Electricity
65101015	Conventional Electricity	65102000	Multi-Utilities
65102030	Water		



**ATHEX**  
Athens Stock Exchange

Λεωφ. Αθηνών 110 104 42 Αθήνα  
110, Athinon Ave. GR 104 42 Athens  
tel. (+30)210-33.66.800, fax (+30)210-33.66.101  
[www.athexgroup.gr](http://www.athexgroup.gr)