

24

Ημερήσιο Δελτίο  
Συναλλακτικής Δραστηριότητας

Daily Official List  
of Trading Activity

Wednesday, 27 March, 2024  
Year: 145 Trading Day No: 60



**ATHEXGROUP**  
Athens Exchange Group

**Disclaimer:**

Hellenic Exchanges-Athens Stock Exchange S.A endeavours to ensure that the data and other material ("Information") presented on the Daily Official List are accurate and complete, but it is not liable for any errors or omissions of data or /and for the accuracy, credibility, updating and completeness of the aforesaid information nor it has any liability arising directly or indirectly from the use of the above Information.

The Company is not liable for the accuracy of the data included in listed companies' announcements. Only the sender of such an announcement is fully and solely liable for any infringement of third party's rights from the content of such announcement. All contents of the Daily Official List are provided only for information purposes and do not constitute investment advice or solicitation to invest in securities or other products listed for trading on the Exchange.

You acknowledge and agree that the Company is the owner of any property rights related to any Information appearing on the Daily Official List including intellectual property rights copyright, trademarks, etc.

The above data are a property of the Hellenic Exchanges-Athens Exchange and are copyright protected. Users are forbidden to reproduce, modify, copy, sale, transmit or redistribute, by all reproduction means and methods, part or the whole of the above data, without reference to their source.

The commercial exploitation of these data is, also, forbidden by third parties. Hellenic Exchanges-Athens Exchange does not carry any responsibility, direct or indirect, derived from usage or accidental alteration of the above data when used by third parties.

---

**Hellenic Exchanges – Athens Stock Exchange S.A.**

110 Athinon Ave., 10442 Athens, Tel: (210) 33.66.800, Fax: (210) 32.13.938

[www.athexgroup.gr](http://www.athexgroup.gr)

---

**Thessalonica Stock Exchange Center (T.S.E.C)**

16-18 Katouni Str., Thessalonica 546 25 Tel: (2310) 567.667, Fax: (2310) 530.545

---

**Athex Members Guarantee Fund**

14-16 Fidiou Str., Athens 106 78, Tel: (210) 33.04.682, Fax: (210) 33.04.155

---

**Hellenic Republic Capital Market Commission**

1 Kolokotroni Str. & 1 Stadiou Str., Athens 10562 Tel: (210) 33.77.100 Fax: (210) 33.77.173

---

**Table of Contents**

---

**Section 1: Statistical Figures of Securities, Derivatives and Lending**

Summary of Markets

Athex Indices

Analytic Figures for Athex Market's Boards and Categories

Trading Details by Athex Sectors and Financial Instruments (ETFs)

Top 10 best &amp; worst performing Shares

Derivatives Summary

**Section 2: Analytic Figures of Shares Transactions**

Analytic Figures of Shares Transactions

Shares' Notes

**Section 3: Figures of Securities Transactions**

Securities Blocks Details

Shares Rights Details

Stock Borrowing

Forced Sales Details

Forced Sales Registered Shares

Exchange Traded Funds (ETFs) Characteristics

**Section 5: Bonds traded in Fixed Income Assets Market**

Convertible Corporate Bonds - Regulated Market

Non Convertible Corporate Bonds - Regulated Market

Government Bonds

Treasury Bills &amp; Zero Coupon Government Bonds

Government Bonds Traded with the Open Outcry Method

State Banks Bonds

**Section 6: Additional Infos**

Athex &amp; ATHEXClear Members List

List of Stocks under Market Making operations

**Section 7: Derivatives Market Analytic Figures**

Index Futures

Stock Futures

Index Options

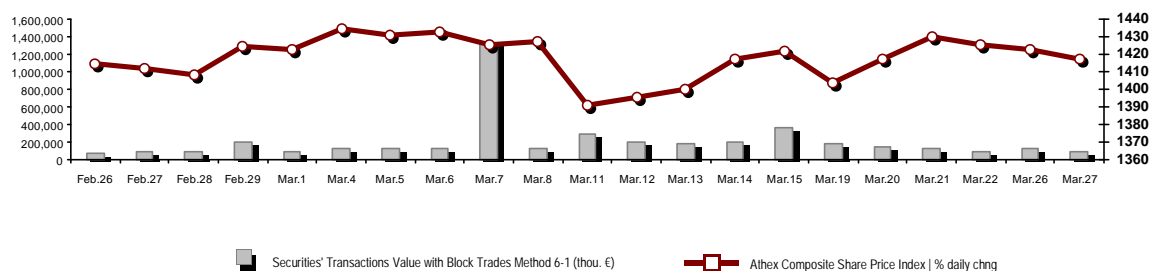
Stock Options

Stock Lending Analytic Figures

**Appendix A: Sectors codification for listed companies**

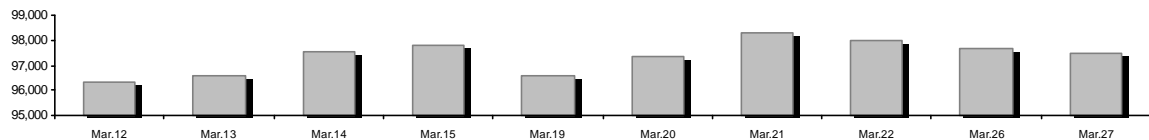
Summary of Markets

Athex Composite Share Price Index vs Shares and Derivatives Transactions Value

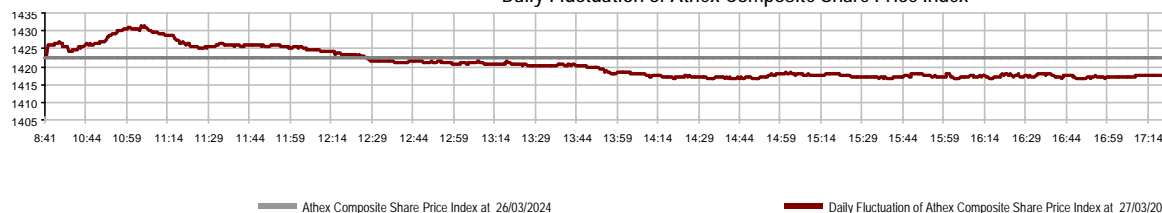


Athex Capitalisation (mill. €)**:	97,479.53	Derivatives Total Open Interest	509,842
Daily change: mill. €   %	-204.54 -0.21%	in Index Futures   % daily chng	6,492 -0.49%
Yearly Avg Capitalisation: mill. €   % chng prev year Avg	94,693.84 17.80%	in Stock Futures   % daily chng	501,946 1.19%
Athex Composite Share Price Index   % daily chng	1,417.59 -0.35%	in Index Options   % daily chng	708 0.14%
Athex Composite Share Price Index Capitalisation (mill. €)	88,853.01	in Stock Options   % daily chng	696 48.09%
Daily change (mill. €)	-176.97		
Securities' Transactions Value with Block Trades Method 6-1 (t)	98,609.27	Derivatives Contracts Volume:	15,053
Daily change: %	-36,153.61 -26.83%	Daily change: pieces   %	-6,519 -30.22%
YtD Avg Trans. Value: thou. €   % chng prev year Avg	144,759.61 32.12%	YtD Avg Derivatives Contracts % chng prev year Avg	43,125 -1.91%
Blocks Transactions Value of Method 6-1 (thou. €)	7,403.25	Derivatives Trades Number:	1,140
Blocks Transactions Value of Method 6-2 & 6-3 (thou. €)	0.00	Daily change: number   %	-73 -6.02%
Bonds Transactions Value (thou.€)	948.44	YtD Avg Trades number % chng prev year Avg	2,173 -6.79%
Securities' Transactions Volume with Block Trades Method 6-1 (tho)	24,542.40	Lending Total Open Interest	140,742
Daily change: thou. pieces   %	-10,967.44 -30.89%	Daily change: pieces   %	0 0.00%
YtD Avg Volume: % chng prev year Avg	33,905.07 0.85%	Lending Volume (Multilateral/Bilateral)	1,000
Blocks Transactions Volume of Method 6-1 (thou. Pieces)	1,043.68	Daily change: pieces   %	-500
Blocks Transactions Volume of Method 6-2 & 6-3 (thou. Pieces)	0.00	Multilateral Lending	0
Bonds Transactions Volume	974,000	Bilateral Lending	1,000
Securities' Trades Number with Block Trades Method 6-1	36,335	Lending Trades Number:	1
Daily change: number   %	-10,375 -22.21%	Daily change: %	0
YtD Avg Trades number % chng prev year Avg	41,212 13.77%	Multilateral Lending Trades Number	0
Number of Blocks Method 6-1	13	Bilateral Lending Trades Number	1
Number of Blocks Method 6-2 & 6-3	0		
Number of Bonds Transactions	173		

Athex Capitalisation (mill. €)\*\*



Daily Fluctuation of Athex Composite Share Price Index



## Athex Indices

Index name	27/03/2024	26/03/2024	pts.	%	Min	Max	Year min	Year max	Year change
Athex Composite Share Price Index	1,417.59 €	1,422.51	-4.92	-0.35%	1,416.48	1,431.22	1,293.14	1,437.65	9.62% #
Athex Composite Index Total Return Index	2,587.36 €	2,596.34	-8.98	-0.35%	2,585.34	2,612.24	2,355.44	2,621.34	9.85% #
Athex ESG Index	1,602.12 €	1,608.84	-6.72	-0.42%	1,600.77	1,619.53	1,471.77	1,643.01	8.86% #
ATHEX Alternative Market Price Index	12,262.46 €	12,364.25	-101.79	-0.82%	12,210.39	12,419.52	9,352.11	13,974.15	31.12% #
FTSE/Athex Large Cap	3,406.83 €	3,421.31	-14.48	-0.42%	3,404.41	3,444.98	3,122.79	3,495.52	9.10% #
FTSE/Athex Mid Cap Index	2,387.47 #	2,381.89	5.58	0.23%	2,374.63	2,391.10	2,212.15	2,459.55	6.07% #
FTSE/ATHEX High Dividend Yield Index	4,121.06 #	4,120.97	0.09	0.00%	4,117.79	4,152.31	3,752.57	4,182.26	9.27% #
FTSE/Athex Market Index	814.48 €	817.44	-2.96	-0.36%	813.80	823.06	746.82	834.20	9.06% #
FTSE/Athex Banks	1,199.79 €	1,214.96	-15.17	-1.25%	1,197.22	1,219.97	1,057.67	1,269.79	13.02% #
FTSE/ATHEX TECHNOLOGY & TELECOMMUNICAT	5,352.35 #	5,326.29	26.06	0.49%	5,324.05	5,371.18	4,915.95	5,567.15	5.52% #
FTSE/ATHEX FINANCIAL SERVICES	5,654.10 €	5,723.23	-69.13	-1.21%	5,642.51	5,747.69	4,996.31	5,980.67	12.76% #
FTSE/ATHEX REAL ESTATE	4,848.31 €	4,859.19	-10.88	-0.22%	4,836.87	4,871.03	4,836.39	5,120.52	-2.26% €
FTSE/ATHEX CONSUMER DISCRETIONARY	5,297.48 #	5,294.69	2.79	0.05%	5,294.69	5,338.71	4,993.33	5,557.48	5.62% #
FTSE/ATHEX CONSUMER STAPLES	6,290.11 #	6,223.04	67.07	1.08%	6,223.04	6,321.49	5,069.68	6,321.49	23.62% #
FTSE/ATHEX INDUSTRIALS	5,985.19 #	5,960.83	24.36	0.41%	5,955.25	5,986.62	5,044.08	5,986.62	17.79% #
FTSE/ATHEX BASIC MATERIALS	5,044.63 #	5,018.43	26.20	0.52%	5,010.40	5,093.60	4,869.63	5,876.05	3.59% #
FTSE/ATHEX ENERGY & UTILITIES	5,195.25 €	5,226.65	-31.40	-0.60%	5,186.03	5,265.48	4,987.63	5,361.67	4.16% #
Athex All Share Index	326.90 €	327.58	-0.68	-0.21%	326.90	326.90	304.60	332.01	8.25% #
Hellenic Mid & Small Cap Index	2,083.23 #	2,078.36	4.87	0.23%	2,077.27	2,090.55	1,929.00	2,090.55	8.00% #
FTSE/Athex Large Cap Total Return	5,649.38 €	5,673.39	-24.01	-0.42%			5,201.70	5,780.01	9.33% #
FTSE/Athex Mid Cap Total Return	3,215.24 #	3,207.73	7.51	0.23%			3,005.84	3,302.69	6.07% #
MSCI GREECE REBASED	5,395.88 €	5,434.70	-38.82	-0.71%	5,392.44	5,465.20	4,984.69	5,636.99	8.25% #
Hellenic Corporate Bond Index	131.37 #	131.31	0.06	0.05%			129.54	131.37	1.33% #
Hellenic Corporate Bond Price Index	91.19 #	91.16	0.03	0.03%			90.52	91.19	0.60% #

Note 1: FTSE/Med 100, Hellenic Corporate Bond Price Index and Hellenic Corporate Bond Index closing prices refer to the previous trading day of 22/03/2024.

Note 2: The Hellenic Mid & Small Cap Index is a Customized index calculated by the Athens Exchange.

## Analytic Figures for Athex Market's Boards and Categories

	Total Traded Securities	Main Market	Surveillance	Exchange Traded Funds (ETFs)
Totals	128	122	5	1
Gain / Lose / Same:	41 / 66 / 21	41 / 63 / 18	0 / 2 / 3	0 / 1 / 0
Athex Capitalisation (mill. €) **	97,479.53	97,391.01	88.52	
Daily Average Trans/ons Value(thou.€)	144,759.61	144,515.20	53.85	303.36
Transactions Value	98,609.27	98,395.91	23.71	189.66
Main Board:	91,206.02	90,992.65	23.71	189.66
Blocks Board 6_2_3:	7,403.25	7,403.25	0.00	0.00
Forced Sales Board:	0.00	0.00	0.00	0.00
Special Terms Board:	0.00	0.00	0.00	0.00
Daily Average Transactions Volume	33,905,068	33,677,122	245,005	8,933
Transactions Volume	24,542,403	24,455,051	81,859	5,493
Main Board:	23,498,723	23,411,371	81,859	5,493
Blocks Board 6_2_3:	1,043,680	1,043,680	0	0
Forced Sales Board:	0	0	0	0
Special Terms Board:	0	0	0	0
Daily Average Number of Trades	41,212	41,065	83	65
Number of Trades	36,335	36,257	45	33
Main Board:	36,322	36,244	45	33
Blocks Board 6_2_3:	13	13	0	0
Forced Sales Board:	0	0	0	0
Special Terms Board:	0	0	0	0

## Trading Details by Athex Sectors and Financial Instruments (ETFs)

Code	Sectors	Gain / Lose / Same	Number of Trades	Transactions Volume	Transactions Value	% of Total Trans. Value
3010	- Banks	0 / 6 / 1	14,270	16,128,584	47,791,736.29	48.47%
5510	- Basic Resources	8 / 5 / 2	840	262,711	787,108.05	0.80%
5010	- Construction & Materials	4 / 7 / 4	2,801	1,713,375	7,883,301.28	7.99%
4020	- Consumer Products & Services	3 / 3 / 1	337	174,142	184,034.68	0.19%
6010	- Energy	0 / 4 / 0	2,166	461,390	4,964,436.73	5.03%
12000	- Financial Instruments	0 / 1 / 0	33	5,493	189,656.38	0.19%
3020	- Financial Services	1 / 3 / 1	503	127,028	698,471.67	0.71%
4510	- Food Beverage & Tobacco	2 / 2 / 1	331	53,771	727,174.39	0.74%
2010	- Health Care	0 / 3 / 0	139	69,148	66,815.53	0.07%
5020	- Industrial Goods & Services	7 / 9 / 1	1,443	519,431	3,152,999.09	3.20%
3030	- Insurance	1 / 0 / 0	75	13,747	67,366.86	0.07%
4030	- Media	1 / 0 / 1	6	5,660	2,835.50	0.00%
4520	- Personal Care, Drug & Grocery Stores	2 / 0 / 0	287	30,071	274,658.23	0.28%
3510	- Real Estate	2 / 7 / 3	1,277	435,522	1,985,043.76	2.01%
4040	- Retail	2 / 1 / 4	925	165,745	3,329,710.20	3.38%
1010	- Technology	4 / 5 / 2	3,441	1,940,172	3,376,246.76	3.42%
1510	- Telecommunications	1 / 1 / 0	1,042	298,805	4,032,333.94	4.09%
4050	- Travel & Leisure	3 / 3 / 0	2,585	1,338,198	7,905,303.15	8.02%
6510	- Utilities	0 / 6 / 0	3,834	799,410	11,190,039.52	11.35%

## Top 10 best &amp; worst performing Shares

## Main Market

With positive Price change			With negative Price change		
	Closing price	change		Closing price	change
EPSILON NET (CR)	9.5	4.63% #	CPI SA (CR)	0.806	-8.41% €
INTERWOOD-XYLEMPORIA (CR)	0.328	4.13% #	ILYDA S.A. (CR)	1.885	-4.56% €
TPA SA (CR)	22.7	3.65% #	CRETE PLASTICS SA (CR)	15.2	-3.80% €
ELLAKTOR (CR)	2.64	3.53% #	IKTINOS HELLAS SA (CR)	0.504	-3.08% €
UNIBIOS (CR)	1.245	2.89% #	SPACE HELLAS SA (CR)	7.9	-2.95% €
P.P.A. S.A. (CR)	28	2.38% #	CENTRIC HOLDINGS (CR)	0.43	-2.71% €
KIRIAKOULIS SHIPPING SA (CR)	1.5	2.04% #	AUSTRIACARD (CB)	6.55	-2.24% €
GR. SARANTIS S.A. (CR)	11.6	1.75% #	BANK OF GREECE (CR)	15.4	-2.22% €
TECHNICAL OLYMPIC SA (CR)	2.92	1.74% #	ELINOIL S.A. (CR)	2.65	-2.21% €
KORDELLOS BROS SA (CR)	0.596	1.71% #	ALPHA REAL ESTATE (CR)	8.14	-2.16% €
With the highest Transactions Value			With the highest Transactions Volume		
	Value (thou. €)	change		Volume	change
PIRAEUS FINANCIAL HOLD (CR)	24,848.38	-1.29% €	PIRAEUS FINANCIAL HOLD (CR)	6,483,024	-1.29% €
ALPHA SERVICES HOLD (CR)	8,371.02	-1.58% €	ALPHA SERVICES HOLD (CR)	5,048,782	-1.58% €
NATIONAL BANK (CR)	7,757.02	-1.48% €	EUROBANK HOLDINGS (CR)	3,474,240	-0.67% €
OPAP (CR)	6,296.45	0.06% #	QUALITY & RELIABILITY SA (CR)	1,065,288	0.71% #
EUROBANK HOLDINGS (CR)	6,213.12	-0.67% €	NATIONAL BANK (CR)	1,051,004	-1.48% €
MYTILINEOS (CR)	4,942.07	-0.06% €	INTRALOT (CR)	835,244	-0.88% €
OTE (CR)	4,019.55	0.44% #	ELLAKTOR (CR)	689,824	3.53% #
PPC (CR)	3,666.14	-0.78% €	CPI SA (CR)	591,918	-8.41% €
JUMBO SA (CR)	3,149.22	0.46% #	OPAP (CR)	384,941	0.06% #
HELLENIQ ENERGY (CR)	3,073.79	-0.58% €	HELLENIQ ENERGY (CR)	359,372	-0.58% €

Note: Stocks that are not included in the "Under Supervision" category, and the transactions value is more than 10,000 €.

## Derivatives Summary

	Number of Trades	Volume	Open Interest
Index Futures	79	230	6,492
FTSE/Athex Banks	0	0	1,384
FTSE/Athex Large Cap	79	230	4,978
MSCI GREECE REBASED	0	0	130
Stock Futures	1,048	14,712	501,946
ADMIE (IPTO) HOLDING S.A. (CR)	21	163	28,372
AEGEAN AIRLINES (CR)	6	10	5,226
ALPHA SERVICES HOLD (CR)	177	6,959	185,106
ATHENS INTL AIRPORT (CR)	7	31	595
AUTOHELLAS SA (CR)	0	0	236
AVAX S.A. (CR)	2	10	895
CC HBC AG (CR)	7	16	61
CENERGY HOLDINGS (CB)	0	0	4,943
ELLAKTOR (CR)	117	705	5,389
ELVALHALCOR (CR)	5	23	4,234
EUROBANK HOLDINGS (CR)	52	1,772	44,081
EYDAP S.A. (CR)	10	31	4,323
FOURLIS (CR)	1	3	1,127
GEK TERNA (CR)	21	159	15,615
HELLENIC EXCHANGES-A.S.E. (CR)	19	90	8,968
HELLENIQ ENERGY (CR)	19	98	5,684
INTRACOM HOLDINGS (CR)	35	176	8,208
INTRAKAT (CR)	9	238	2,836
JUMBO SA (CR)	3	13	484
LAMDA DEVELOPMENT SA (CR)	22	72	5,861
MIG (CR)	1	5	97
MOTOR OIL (CR)	4	13	375
MYTILINEOS (CR)	49	89	4,446
NATIONAL BANK (CR)	43	344	14,911
OPAP (CR)	0	0	899
OPTIMA BANK (CR)	6	30	15
OTE (CR)	21	54	7,174
P.P.A. S.A. (CR)	3	12	105
PIRAEUS FINANCIAL HOLD (CR)	185	2,594	78,297
PPC (CR)	86	386	29,721
QUEST HOLDINGS (CR)	2	2	192
TERNA ENERGY (CR)	103	564	27,977
TITAN CEMENT (CB)	2	3	163
VIOHALCO SA/NV (CB)	10	47	5,330
Index Options	13	111	708
FTSE/Athex Large Cap	13	111	708
Stock Options	0	0	696
ALPHA SERVICES HOLD (CR)	0	0	0
NATIONAL BANK (CR)	0	0	354
OPAP (CR)	0	0	92
OTE (CR)	0	0	71
PIRAEUS FINANCIAL HOLD (CR)	0	0	30
PPC (CR)	0	0	149
<b>Total Derivatives Traded</b>	<b>1,140</b>	<b>15,053</b>	<b>509,842</b>







Table with columns: Number of Outstanding Securities, Nominal Value, Dividends [1], Date of Last Coupon Dividend [2], Note, Shares, Closing price, % change, Previous closing price/date, Open price, Price min, Price max, Last price, Avg price, Last Bid [7], Last Ask [7], P/E after tax, Year, Volume, Trades, Transactions Value[8], Company Mkt Value (thou. €), Year low, Year high, Sector[4]. Rows include companies like ELTON SA (CR), ENTERSOFT (CR), THESSALONIKA WATER & SEWERAGE, EUROCONSULTANTS S.A. (CR), IKTINOS HELLAS SA (CR), ILYDA S.A. (CR), INTERWOOD-XYLEMPORIA (PR), INTERWOOD-XYLEMPORIA (CR), INTERLIFE G.C.I.(CR), INTERTECH SA (CR), KEKROPS SA (CR), KLOUKINAS - LAPPAS SA (CR), NAFPAKTOS TEXTILE (CR), KORDELLOS BROS SA (CR), KRI-KRI S.A. (CR), KIRIAKOULIS SHIPPING SA (CR), MINERVA KNITWEAR (CR), LANAKAM SA (CR), MATHIOS REFRACTORY SA (CR), MOTODYNAMICS S.A. (CR), MPLE KEDROS (CR), N. LEVENTERIS (PR), P.P.A. S.A. (CR), PAIRIS SA (CR), PAPOUTSANIS (CR), PETROPOULOS PETROS (CR), THRACE PLASTICS SA (CR), REVOIL (CR), SIDMA STEEL (CR), TECHNICAL OLYMPIC SA (CR), TZIRAKIAN PROFIL (CR), FIERATEX SA (CR), HAIDEMENOS SA (CR).

Main Market - Low Liquidity Class

Table with columns: Number of Outstanding Securities, Nominal Value, Dividends [1], Date of Last Coupon Dividend [2], Note, Shares, Closing price, % change, Previous closing price/date, Open price, Price min, Price max, Last price, Avg price, Last Bid [7], Last Ask [7], P/E after tax, Year, Volume, Trades, Transactions Value[8], Company Mkt Value (thou. €), Year low, Year high, Sector[4]. Rows include ALPHA REAL ESTATE (CR), ATTICA BANK S.A. (CR), FLEXOPACK SA (CR), INTERCONTINENTAL (CR).

## Daily Official List

Year: 145 Trading Day No: 60

## Section 2: Analytic Figures of Shares Transactions

Wednesday, 27 March, 2024

Number of Outstanding Securities	Nominal Value	Dividends [1]			Date of Last Coupon		Note	Shares	Closing price	% change	Previous closing price/date	Open price	Price min	Price max	Last price	Avg price	Last Bid [7]	Last Ask [7]	P/E after tax	Year	Volume	Trades	Transactions Value[8]	Company Mkt Value (thou. €)	Year low	Year high	Sector[4]		
2021	2022	2023	Dividend [2]	Right																									
10,500,000	0.950	---	---	---	24/06/2008	21/07/2023	---	MEVACO SA (CR)	3.88	---	3.88	26/03/2024	---	---	---	---	20@3.90	150@3.96	---	2022	---	---	---	40,740.00	3.62	4.32	55102015		
57,434,884	1.17	---	---	---	05/06/2008	12/06/2009	---	REDS S.A. (CR)	2.35	---	2.35	26/03/2024	2.27	2.27	2.35	2.35	2.311	531@2.27	1230@2.35	---	---	975	4	2,253.25	134,971.98	2.25	2.5	35101010	
205,177,538	0.500	0.02	0.03	---	23/06/2023	28/12/2023	---	TRASTOR REAL EST. INV. CO.(CR)	1.21	---	1.21	26/03/2024	1.28	1.16	1.28	1.21	1.218	200@1.17	535@1.20	---	---	268	7	326.30	248,264.82	1.1	1.42	35102000	
15,300,000	0.300	---	---	---	30/07/2009	13/12/1999	---	ATTICA PUBLICATIONS SA (CR)	0.378	---	0.378	26/03/2024	0.35	0.35	0.35	0.35	0.35	460@0.350	190@0.380	---	---	40	1	14.00	5,783.40	0.292	0.414	40301030	
6,325,000	0.600	0.19	0.153	---	03/07/2023	17/02/2014	---	VOYATZOGLOU (CR)	2.32	-1.70	€	2.36	26/03/2024	2.3	2.3	2.36	2.36	2.313	100@2.30	1025@2.42	---	---	2,350	6	5,435.18	14,674.00	2.2	2.7	50205010
15,000,000	0.300	---	---	---	06/07/2007	18/07/2000	---	DAIOS PLASTICS SA (CR)	3.8	---	3.8	26/03/2024	---	---	---	---	---	50@3.42	120@4.18	---	---	---	---	---	57,000.00	3.18	4.18	50203015	
86,735,980	0.310	---	---	---	06/07/2009	07/09/2023	---	ATHENS MEDICAL CENTER SA (CR)	1.745	-0.85	€	1.76	26/03/2024	1.795	1.74	1.795	1.76	1.747	250@1.75	430@1.76	---	---	1,197	15	2,090.68	151,354.29	1.725	2.03	20101025
2,760,000	11.83	11	11.8	---	14/06/2023	16/07/1990	---	KARELIA (CR)	342	---	342	26/03/2024	---	---	---	---	---	31@340.00	34@348.00	---	---	---	---	---	943,920.00	330	350	45103010	
6,700,000	0.800	0.047	0.047	---	23/08/2023	29/05/2014	---	MILLS KEPENOS (CR)	2.04	---	2.04	26/03/2024	---	---	---	---	---	300@1.91	71@2.18	---	2022	---	---	---	13,668.00	1.96	2.26	45102020	
18,017,472	0.360	---	---	---	09/09/2022	28/08/2017	---	KTIMA KOSTAS LAZARIDIS SA (CR)	1.79	1.13	P	1.77	26/03/2024	1.79	1.77	1.8	1.77	1.787	11@1.77	367@1.79	---	---	489	4	873.81	32,251.27	1.65	1.88	45101015
21,364,000	1.12	---	0.4	---	21/08/2023	08/03/2023	---	LAMPASA HOTEL SA (CR)	31.6	1.28	P	31.2	26/03/2024	31.6	31.6	31.6	31.6	31.6	99@31.60	100@32.00	---	---	150	2	4,740.00	675,102.40	28.4	32.4	40501025
32,188,050	1.04	---	---	---	21/07/2008	20/01/2000	---	MOUZAKIS (CR)	0.765	---	0.765	26/03/2024	0.765	0.765	0.765	0.765	0.765	380@0.765	260@0.815	---	---	120	1	91.80	24,623.86	0.67	0.92	55101020	
8,321,682	0.670	---	---	---	17/08/2007	23/11/1999	---	N. LEVENTERIS (CR)	0.352	2.92	P	0.342	26/03/2024	0.35	0.35	0.354	0.352	0.352	500@0.354	2000@0.368	---	2022	15,435	13	5,439.15	3,642.20	0.27	0.4	55102010
6,340,000	0.600	0.17	0.1	0.2	11/12/2023	11/01/2024	---	NAKAS MUSIC	2.72	---	2.72	26/03/2024	2.74	2.74	2.92	2.92	2.8	696@2.76	100@2.88	---	---	30	4	84.00	17,244.80	2.54	3.16	40401030	
10,080,000	3.00	1.5	1.45	---	11/05/2023	27/08/2001	---	TPA SA (CR)	22.7	3.65	P	21.9	26/03/2024	22.5	22	22.8	22.7	22.017	10@23.00	1@22.90	---	---	26,088	50	574,390.60	228,816.00	21.2	23.5	50206060
27,379,200	0.980	---	0.45	---	01/08/2023	29/08/2022	---	CRETE PLASTICS SA (CR)	15.2	-3.80	€	15.8	26/03/2024	15.4	15.2	15.5	15.2	15.315	300@15.30	81@15.60	---	---	1,603	10	24,550.60	416,163.84	14.4	16.4	50203015
255,494,534	2.71	0.279	0.255	0.11	11/12/2023	30/09/2021	---	PRODEA (CR)	7.35	---	7.35	26/03/2024	---	---	---	---	---	176@7.15	100@7.90	---	---	---	---	---	1,877,884.82	7	7.95	35102000	
4,181,450	0.500	---	---	---	21/08/2000	05/03/2002	---	FLOUR MILLS SARANTOPOULOS SA	1.07	---	1.07	26/03/2024	---	---	---	---	---	500@0.975	---	---	---	---	---	---	---	4,474.15	0.965	1.12	45102020

## Exchange Traded Funds (ETFs)

934,675	---	---	---	---	15/06/2016	---	---	ALPHA ETF FTSE Athex Large Cap	34.45	-0.17	€	34.51	26/03/2024	34.61	34.36	34.77	34.45	34.527	3@34.30	7@34.50	---	---	5,493	33	189,656.38	---	31.58	38	12003
---------	-----	-----	-----	-----	------------	-----	-----	--------------------------------	-------	-------	---	-------	------------	-------	-------	-------	-------	--------	---------	---------	-----	-----	-------	----	------------	-----	-------	----	-------

## Surveillance

89,078,604	0.040	---	---	---	07/07/2010	16/01/2024	5160	FRIGOGLOSS SA (CR)	0.3	-3.85	€	0.312	26/03/2024	0.304	0.3	0.304	0.3	0.301	3500@0.292	40908@0.300	---	---	62,791	29	18,891.30	26,723.58	0.256	0.44	50204000
65,326,268	0.530	---	---	---	04/07/2007	19/07/2006	4750	SATO SA (CR)	0.047	---	0.047	26/03/2024	0.0425	0.0425	0.0425	0.0425	0.043	---	10232@0.043	---	---	2,968	1	126.14	3,070.33	0.027	0.067	40202015	
13,191,620	0.620	---	---	---	04/08/2010	09/09/2002	5232	YALCO - CONSTANTINOU (CR)	0.18	---	0.18	26/03/2024	---	---	---	---	---	---	702@0.180	1850@0.198	---	---	---	---	---	2,374.49	0.178	0.208	40202020
17,579,754	4.16	---	---	---	18/08/2006	02/08/2010	---	BIOTER SA (CR)	0.338	-3.43	€	0.35	26/03/2024	0.35	0.322	0.35	0.338	0.339	100@0.322	24438@0.350	---	---	5,500	5	1,863.00	5,941.96	0.2	0.436	50101010
54,654,600	0.050	---	---	---	01/07/1998	30/12/2022	5275	VIS SA (CR)	0.238	---	0.238	26/03/2024	---	---	---	---	---	---	500@0.218	500@0.238	---	2023	---	---	---	13,007.79	0.214	0.288	50203030
51,754,364	0.300	---	---	---	23/12/2003	24/01/2007	5197	SELECTED TEXT. IND. ASSOC (CR)	0.13	---	0.13	26/03/2024	0.124	0.124	0.124	0.124	0.124	9000@0.124	2000@0.139	---	---	2,000	2	248.00	6,728.07	0.108	0.155	55101020	
15,842,391	1.51	---	---	---	15/07/2009	12/05/2000	5141	BITROS HOLDING SA (CR)	0.6	---	0.6	26/03/2024	---	---	---	---	---	---	---	1635@0.610	---	---	---	---	---	9,505.43	0.46	0.755	55102010
24,319,250	0.300	---	---	---	09/07/2002	04/07/2007	5165	PROODEFTIKH SA (CR)	0.3	---	0.3	26/03/2024	0.3	0.3	0.3	0.3	0.3	3450@0.294	7386@0.300	---	---	8,600	8	2,580.00	7,295.78	0.292	0.4	50101010	
28,438,268	0.070	---	---	---	21/08/2006	24/11/1999	5253	SPIROY AGRICULTURE SA (CR)	0.2	---	0.2	26/03/2024	---	---	---	---	---	---	4000@0.190	57@0.210	---	---	---	---	---	5,687.65	0.175	0.252	45102010
1,011,000	1.00	---	---	---	01/07/2004	11/12/2012	5193	TRIA ALFA SA (CR)	8.1	---	8.1	26/03/2024	---	---	---	---	---	---	25@7.40	46@8.00	---	2022	---	---	---	8,189.10	6.65	8.95	55101020

## Suspension Status

12,417,000	0.310	---	---	---	27/08/2019	28/08/2017	5233	MLS MULTIMEDIA SA (CR)	0.57	---	0.57	12/05/2020	---	---	---	---	---	---	---	---	---	---	---	---	---	7,077.69	0.57	0.57	10101015	
6,330,002	0.300	---	---	---	25/06/2002	15/03/2019	5278	VARVARESSOS (CR)	0.24	---	0.24	02/05/2023	---	---	---	---	---	---	---	---	---	---	---	---	---	---	1,519.20	0.24	0.24	55101020
3,961,300	1.28	---	---	---	29/06/2004	03/08/2000	5248	DUROS SA (CR)	0.25	---	0.25	24/04/2023	---	---	---	---	---	---	---	---	---	---	---	---	---	---	990.33	0.25	0.25	40204020
7,125,216	0.650	---	---	---	01/07/2005	14/12/1999	4955	KRE.KA SA (CR)	0.28	---	0.28	06/04/2023	---	---	---	---	---	---	---	---	---	---	---	---	---	---	1,995.06	0.28	0.28	45102010
7,734,375	1.00	---	---	---	09/07/2007	07/01/2011	5277	LIVANIS SA (CR)	0.125	---	0.125	28/04/2023	---	---	---	---	---	---	---	---	---	---	---	---	---	---	966.80	0.125	0.125	40301030

## Shares' Notes

Code	Note text
( )	- Adjusted dividends.
*	- Last adjusted closing price.
[1]	- Net dividends.
[2]	- The "Date of Last Coupon" for New listings refers to the date company's stocks started to trade in Athex
[3]	- The Company Market Value is referred to the number of outstanding shares
[4]	- Sectors codification can be found in Appendix A
[5]	- The Market Value refers to the total number of shares listed (including their several classes) in the exchange by the company.
[6]	- P/E greater than 100
[7]	- Last view of the Order Book before the end of the trading session
[8]	- All Blocks Methods' Transactions Value are included.
4750	- Transfer to the Under Surveillance Category from 8/4/2011.
4955	- Transfer to the Surveillance Category as from 5/4/2013.
5093	- Transfer to the Surveillance Category as of 8/4/2015.
5141	- Transfer to the Surveillance Category as of 10/05/2017.
5160	- Transfer to the Surveillance Category as of 15/04/2016.
5165	- Transfer to the Surveillance Category as of 15/02/2018.
5193	- Transfer to the Surveillance Category as of 25/10/2018.
5197	- Transfer to the Surveillance Category as of 07/11/2018.
5232	- Transfer to the Under Surveillance Category from 08/04/2011.
5233	- Suspension of trading as of 13/05/2020.
5248	- Transfer to the Surveillance Category as of 06/09/20116.
5253	- Transfer to the Surveillance Category as of 14/5/2021.
5275	- Transfer to the Surveillance Category as of 09/07/2020.
5277	- Suspension of trading as of 02/05/2023.
5278	- Suspension of trading as of 03/05/2023.

Securities Blocks Details

Securities	Block Volume	Price	Block Trade Value	Time of approval	Note
NATIONAL BANK (CR)	115,743	7.40	856,498.20	12:40:19	20
PIRAEUS FINANCIAL HOLD (CR)	257,787	3.84	988,870.93	13:27:29	20
NATIONAL BANK (CR)	50,000	7.38	369,100.00	13:29:25	20
NATIONAL BANK (CR)	50,000	7.38	369,200.00	13:29:49	20
TPA SA (CR)	5,000	22.00	110,000.00	13:46:50	20
TPA SA (CR)	7,000	22.00	154,000.00	13:47:37	20
TITAN CEMENT (CB)	30,000	26.60	798,000.00	14:06:05	20
THRACE PLASTICS SA (CR)	20,000	4.18	83,600.00	14:29:22	20
NATIONAL BANK (CR)	75,000	7.38	553,500.00	14:36:57	20
PPC (CR)	40,000	11.57	462,800.00	15:43:56	20
PPC (CR)	59,970	11.50	689,655.00	16:06:40	20
PIRAEUS FINANCIAL HOLD (CR)	278,179	3.84	1,068,763.72	16:58:25	20
OPAP (CR)	55,001	16.35	899,266.35	17:12:22	20

Blocks Notes

- 9 - Method 6-1 / Special Fees
- 10 - Method 6-1 / Special Fees, SDS
- 14 - Method 6-3 / Settlement, Incomplete Buy and Sell
- 18 - Method 6-2 / SPOT 1
- 19 - Method 6-2 / SPOT 2
- 20 - Method 6-1 and Method 6-1 Same Day Settlement
- 21 - Other Pre-agreed

## Shares Rights Details

Occured date	Exercise from	Exercise until	Trading until	Rights	Price min	Price max	Closing price	Last Bid	Last Ask	Volume	Trades	Transactions Value
--------------	---------------	----------------	---------------	--------	-----------	-----------	---------------	----------	----------	--------	--------	--------------------

No Rights Transactions.

---

Forced Sales Details

---

Securities	Category of Security	Transactions Volume	Number of Trades	Transactions Value	Note
------------	----------------------	------------------------	---------------------	-----------------------	------

---

No Forced Transactions.

---

---

Forced Sales Notes

---

- 1 - Compulsory Public Forced Sales
- 2 - Forced Sales of Fixed Registered Shares
- 3 - Forced Sales of Remaining Fractional Shares



## Exchange Traded Funds (ETFs) Characteristics

	Transactions Date (T)	Creation / Redemption	Units (T-1)	New Units (T-1)	Redemption Units (T-1)	Units (T) [1]	Fund Assets [2]	Net Unit Price	Dividend per Unit	Dividend Date
ALPHA ETF FTSE Athex Large Cap	27/03/2024	5,000	934,675	---	---	934,675	32,266,220.00	34.5213	0.62	03/07/2023

## ETFs Notes

[1] - Units (T) = Units (T-1) + New Units (T-1) - Redemption Units (T-1)

[2] - The Creation / Redemption Units of T-1 are included.

## Non Convertible Corporate Bonds - Regulated Market

Num Listed Bonds	Nominal price	Issue price	Today's Rate	Exp. Date	Duration (years)	Note	Coupon		Trading Unit	Corporate Bonds	Accrued Int.	Yield.T.Mat	Price min	Price max	Closing price	Previous closing price/date	Volume	Transactions Value	Last order		Date	ear min	Year max	
							Common	Preferred											Price	Buy / Sell				
130,000	1,000.00	1,000.00	6.00	27/02/2029	5	---	1	---	1	INTRALOT S.A. (Non Convertible)	5.8333	5.7290	100.8000	101.2000	100.9440	100.7860	26/03/2024	159,000	161,428.49	100.5000	B	27/03/2024	99.6000	101.2000
320,000	1,000.00	1,000.00	3.40	21/07/2027	7	---	8	---	1	LAMDA DEVELOPMENT S.A. (Non Convertible)	6.7056	4.7780	93.3100	94.6500	94.2470	93.7000	26/03/2024	167,000	158,512.36	94.3500	B	27/03/2024	92.0000	96.6083
200,000	1,000.00	1,000.00	2.10	27/10/2027	7	---	7	---	1	O.P.A.P. S.A. (Non Convertible)	9.2167	3.7340	93.4010	94.0000	93.9000	93.7250	26/03/2024	17,000	16,099.73	93.4010	B	27/03/2024	90.5800	94.5034
200,000	1,000.00	1,000.00	1.90	23/03/2028	7	---	7	---	1	MOTOR OIL CORINTH REFINERIES SA (Non Convertible)	0.3694	3.9050	91.5002	92.2000	92.1999	91.8000	26/03/2024	27,000	24,810.98	91.6000	B	27/03/2024	90.5000	92.4499
100,000	1,000.00	1,000.00	2.95	11/02/2027	5	---	5	---	1	SAFE BULKERS PARTICIPATIONS PLC (Non Convertible)	4.0972	5.0780	93.6000	94.0100	93.7703	93.9500	26/03/2024	31,000	29,195.81	93.6500	B	27/03/2024	93.3364	97.0000
230,000	1,000.00	1,000.00	4.70	12/07/2029	7	---	4	---	1	LAMDA DEVELOPMENT S.A. (Non convertible)	10.5750	4.3780	98.8500	100.0000	99.8500	99.9340	26/03/2024	103,000	103,594.13	99.3000	B	27/03/2024	98.3500	101.2000
100,000	1,000.00	1,000.00	4.40	26/07/2029	7	---	4	---	1	CPLP SHIPPING HOLDINGS PLC (Non Convertible)	8.1889	4.4410	98.0000	99.0000	98.3750	99.0780	26/03/2024	8,000	7,935.51	98.0600	B	27/03/2024	95.0948	100.2438
199,375	1,000.00	1,000.00	3.60	12/03/2026	7	---	11	---	1	AEGEAN AIRLINES S.A. (Non Convertible)	2.1000	3.7250	98.5000	98.5000	98.5000	98.3210	26/03/2024	15,000	14,806.50	98.4000	B	27/03/2024	96.7110	99.3000
150,000	1,000.00	1,000.00	2.60	22/10/2026	7	---	9	---	1	TERNA ENERGY FINANCE S.A. (Non Convertible)	11.7000	4.1540	95.1999	95.2000	95.2000	94.2500	26/03/2024	5,000	4,818.50	94.2500	B	27/03/2024	92.8293	95.5999
500,000	1,000.00	1,000.00	2.75	03/07/2027	7	---	8	---	1	GEK TERNA S.A. (Non Convertible)	6.8750	4.6180	93.2500	93.2500	93.2500	93.0000	26/03/2024	13,000	12,211.88	92.6000	B	27/03/2024	91.6000	94.0000
200,000	1,000.00	1,000.00	4.25	23/01/2029	5	---	1	---	1	AUTOHELLAS S.A. (Non Convertible)	8.2639	4.1450	100.3000	100.3000	100.3000	100.2500	26/03/2024	1,000	1,011.26	99.9000	B	27/03/2024	97.5000	101.0000
175,000	1,000.00	1,000.00	3.40	26/07/2024	5	---	10	---	1	ATTICA HOLDINGS S.A. (Non Convertible)	6.3278	5.1440	99.1500	99.1500	99.1500	99.0500	26/03/2024	7,000	6,984.79	99.1001	B	27/03/2024	98.5000	99.4000
100,000	1,000.00	1,000.00	2.70	25/05/2026	5	---	6	---	1	COSTAMARE PARTICIPATIONS PLC (Non Convertible)	9.5250	3.9310	96.2000	96.9000	96.9000	96.7200	26/03/2024	10,000	9,730.45	96.2200	B	27/03/2024	92.6789	97.0000
300,000	1,000.00	1,000.00	2.30	20/07/2028	7	---	6	---	1	PRODEA REIC S.A.(Non Convertible)	4.5361	4.7050	89.5000	90.2000	90.2000	90.0000	26/03/2024	24,000	21,628.87	89.9000	B	27/03/2024	86.1234	92.3500
150,000	1,000.00	1,000.00	2.65	22/10/2026	5	---	5	---	1	CPLP SHIPPING HOLDINGS PLC (Non Convertible)	11.9250	4.9200	94.0000	94.1000	94.0100	94.1000	26/03/2024	30,000	28,560.75	94.0000	B	27/03/2024	93.0000	95.0000
250,000	1,000.00	1,000.00	2.45	16/11/2028	7	---	5	---	1	ELVALHALCOR S.A. (Non Convertible)	9.3917	4.3440	90.5101	92.0000	91.6000	91.6000	26/03/2024	127,000	117,462.94	90.5100	B	27/03/2024	88.4206	93.3000
120,000	1,000.00	1,000.00	2.65	06/12/2028	7	---	5	---	1	NOVAL PROPERTY REIC (Non Convertible)	8.6861	4.6700	91.0000	92.0977	91.0000	90.5000	26/03/2024	21,000	19,303.39	89.1500	B	27/03/2024	88.5000	93.1999
300,000	1,000.00	1,000.00	2.30	14/12/2028	7	---	5	---	1	GEK TERNA S.A. (Non Convertible)	7.0278	5.0030	88.5000	88.8500	88.5318	89.9140	26/03/2024	11,000	9,815.81	88.2000	B	27/03/2024	85.0000	90.0000

## Corporate Bonds Notes

Transactions Volume = (Pieces) \* (Nominal Price). Transactions Value = (Pieces) \* (Nominal Price) \* (price %) + (Accrued interest).

The price of a Bond is stated as a percentage (%) of Bond's Nominal Price.

Nominal Price in Euros (€), except if it is noted differently.

## Non Convertible Corporate Bonds - Regulated Market

Num Listed Bonds	Nominal price	Issue price	Today's Rate	Exp. Date	Duration (years)	Note	Coupon		Trading Unit	Corporate Bonds	Accrued Int.	Yield.T.Mat	Price min	Price max	Closing price	Previous closing price/date	Volume	Transactions Value	Last order		ear min	Year max		
							Common	Preferred											Price	Buy / Sell			Date	
100,000	1,000.00	1,000.00	2.80	25/01/2027	5	---	5	---	1	PREMIA S.A. (Non Convertible)	5.2889	4.6840	---	---	---	94.5000	26/03/2024	---	---	92.7133	B	27/03/2024	90.9974	97.8048
500,000	1,000.00	1,000.00	4.00	10/07/2030	7	---	2	---	1	MYTILINEOS S.A. (Non Convertible)	9.2222	4.0500	99.0000	99.3000	99.1500	99.3500	26/03/2024	42,000	42,024.83	99.0601	B	27/03/2024	98.4200	100.6000
120,000	1,000.00	1,000.00	3.95	04/04/2025	7	---	12	---	1	GEK TERNA S.A. (Non Convertible)	19.8597	3.5120	99.5000	99.8000	99.5968	99.4900	26/03/2024	155,000	157,453.24	99.3000	B	27/03/2024	98.6000	99.8000
100,000	1,000.00	1,000.00	5.50	15/12/2028	5	---	1	---	1	IDEAL HOLDINGS S.A. (Non Convertible)	16.6528	4.5630	103.4000	103.4000	103.4000	103.9490	26/03/2024	1,000	1,050.65	102.5000	B	27/03/2024	100.6502	103.9490

## Corporate Bonds Notes

Transactions Volume = (Pieces) \* (Nominal Price). Transactions Value = (Pieces) \* (Nominal Price) \* (price %) + (Accrued interest).

The price of a Bond is stated as a percentage (%) of Bond's Nominal Price.

Nominal Price in Euros (€), except if it is noted differently.

## Government Bonds

Number Listed Bonds	Nominal price	Today's Rate	Accrued Interest Calc	Exp. Date [1]	Duration (years)	Note	Coupons Date	Curr. coupon value	Trading Unit	Government Bonds	Price min	Price max	Closing price	Previous closing price/date	Volume	Transactions Value	Price	Last order Buy / Sell	Date
4,500,000	1,000.00	1.88	Actual/Actual	04/02/2035	15	---	04/02	1.88	1	GGB-FXD-040235-15Y-1.875-1.000	---	---	---	---	---	---	---	---	---
1,805,793	1,000.00	3.45	Actual/Actual	02/04/2024	5	---	02/04	3.45	1	GGB-FXD-020424-05Y-3.450-1.000	---	---	---	---	---	---	---	---	---
6,000,000	1,000.00	0.75	Actual/Actual	18/06/2031	10	---	18/06	0.75	1	GGB-FXD-180631-10Y-0.750-1.000	---	---	---	---	---	---	---	---	---
3,350,000	1,000.00	3.88	Actual/Actual	15/06/2028	5	---	15/06	3.88	1	GGB-FXD-150628-05Y-3.875-1.000	---	---	---	---	---	---	---	---	---
5,962,747,327	1.00	3.75	Actual/Actual	30/01/2028	10	---	/02 - 01/02 - 31/	3.75	1	GGB-FXD-300128-10Y-3.750-1.000	---	---	---	85.4610 13/07/2018	---	---	1.0000	B	28/11/2018
7,067,309,386	1.00	3.90	Actual/Actual	30/01/2033	15	---	/02 - 01/02 - 31/	3.90	1	GGB-FXD-300133-15Y-3.900-1.000	---	---	---	78.6730 13/07/2018	---	---	1.0000	B	28/11/2018
5,622,848,349	1.00	4.00	Actual/Actual	30/01/2037	19	---	/02 - 01/02 - 31/	4.00	1	GGB-FXD-300137-19Y-4.000-1.000	---	---	---	77.0370 13/07/2018	---	---	1.0000	B	28/11/2018
5,476,770,669	1.00	4.20	Actual/Actual	30/01/2042	24	---	/02 - 01/02 - 31/	4.20	1	GGB-FXD-300142-24Y-4.200-1.000	---	---	---	77.7640 13/07/2018	---	---	1.0000	B	28/11/2018
4,000,000	1,000.00	3.38	Actual/Actual	15/06/2034	10	---	15/06	3.38	1	GGB-FXD-150634-10Y-3.375-1.000	---	---	---	---	---	---	---	---	---
40,248,141	1.00	4.30	Actual/Actual	24/02/2025	13	---	24/02	4.30	1	GGB-FXD-240225-13Y-2.000-1.000	---	---	---	10.0000 22/06/2015	---	---	---	---	---
59,586,043	1.00	4.30	Actual/Actual	24/02/2026	14	---	24/02	4.30	1	GGB-FXD-240226-14Y-2.000-1.000	---	---	---	10.0000 22/06/2015	---	---	---	---	---
41,118,344	1.00	4.30	Actual/Actual	24/02/2027	15	---	24/02	4.30	1	GGB-FXD-240227-15Y-2.000-1.000	---	---	---	10.0000 22/06/2015	---	---	---	---	---
45,137,734	1.00	4.30	Actual/Actual	24/02/2028	16	---	24/02	4.30	1	GGB-FXD-240228-16Y-2.000-1.000	---	---	---	10.0000 22/06/2015	---	---	---	---	---
61,768,888	1.00	4.30	Actual/Actual	24/02/2029	17	---	24/02	4.30	1	GGB-FXD-240229-17Y-2.000-1.000	---	---	---	10.0000 22/06/2015	---	---	---	---	---
54,567,744	1.00	4.30	Actual/Actual	24/02/2030	18	---	24/02	4.30	1	GGB-FXD-240230-18Y-2.000-1.000	---	---	---	10.0000 22/06/2015	---	---	---	---	---
37,541,515	1.00	4.30	Actual/Actual	24/02/2031	19	---	24/02	4.30	1	GGB-FXD-240231-19Y-2.000-1.000	---	---	---	10.0000 22/06/2015	---	---	---	---	---
37,558,317	1.00	4.30	Actual/Actual	24/02/2032	20	---	24/02	4.30	1	GGB-FXD-240232-20Y-2.000-1.000	---	---	---	10.0000 22/06/2015	---	---	---	---	---
37,473,732	1.00	4.30	Actual/Actual	24/02/2033	21	---	24/02	4.30	1	GGB-FXD-240233-21Y-2.000-1.000	---	---	---	10.0000 22/06/2015	---	---	---	---	---
33,888,293	1.00	4.30	Actual/Actual	24/02/2034	22	---	24/02	4.30	1	GGB-FXD-240234-22Y-2.000-1.000	---	---	---	10.0000 22/06/2015	---	---	---	---	---
35,177,800	1.00	4.30	Actual/Actual	24/02/2035	23	---	24/02	4.30	1	GGB-FXD-240235-23Y-2.000-1.000	---	---	---	10.0000 22/06/2015	---	---	---	---	---
35,547,268	1.00	4.30	Actual/Actual	24/02/2036	24	---	24/02	4.30	1	GGB-FXD-240236-24Y-2.000-1.000	---	---	---	10.0000 22/06/2015	---	---	---	---	---
40,246,306	1.00	4.30	Actual/Actual	24/02/2037	25	---	24/02	4.30	1	GGB-FXD-240237-25Y-2.000-1.000	---	---	---	10.0000 22/06/2015	---	---	---	---	---
37,643,952	1.00	4.30	Actual/Actual	24/02/2038	26	---	24/02	4.30	1	GGB-FXD-240238-26Y-2.000-1.000	---	---	---	10.0000 22/06/2015	---	---	---	---	---
36,977,100	1.00	4.30	Actual/Actual	24/02/2039	27	---	24/02	4.30	1	GGB-FXD-240239-27Y-2.000-1.000	---	---	---	10.0000 22/06/2015	---	---	---	---	---
41,615,000	1.00	4.30	Actual/Actual	24/02/2040	28	---	24/02	4.30	1	GGB-FXD-240240-28Y-2.000-1.000	---	---	---	10.0000 22/06/2015	---	---	---	---	---
42,227,208	1.00	4.30	Actual/Actual	24/02/2041	29	---	24/02	4.30	1	GGB-FXD-240241-29Y-2.000-1.000	---	---	---	10.0000 22/06/2015	---	---	---	---	---
68,288,487	1.00	4.30	Actual/Actual	24/02/2042	30	---	24/02	4.30	1	GGB-FXD-240242-30Y-2.000-1.000	---	---	---	10.0000 22/06/2015	---	---	---	---	---
4,000,000	1,000.00	3.88	Actual/Actual	12/03/2029	10	---	12/03	3.88	1	GGB-FXD-120329-10Y-3.875-1.000	---	---	---	---	---	---	100.0000	B	15/10/2019
4,500,000	1,000.00	0.00	Actual/Actual	12/02/2026	5	---	12/02	0.00	1	GGB-FXD-120226-05Y-3.000-1.000	---	---	---	---	---	---	---	---	---
2,209,163	1,000.00	3.38	Actual/Actual	15/02/2025	7	---	15/02	3.38	1	GGB-FXD-150225-07Y-3.375-1.000	---	---	---	---	---	---	---	---	---
964,000	1,000.00	3.25	Actual/Actual	20/03/2025	6	---	20/03	3.25	1	GGB-FXD-200325-06Y-3.250-1.000	---	---	---	---	---	---	---	---	---
2,100,000	1,000.00	3.55	Actual/Actual	20/03/2026	7	---	20/03	3.55	1	GGB-FXD-200326-07Y-3.550-1.000	---	---	---	---	---	---	---	---	---
5,500,000	1,000.00	1.50	Actual/Actual	18/06/2030	10	---	18/06	1.50	1	GGB-FXD-180630-10Y-1.500-1.000	---	---	---	---	---	---	---	---	---
3,500,000	1,000.00	4.38	Actual/Actual	18/07/2038	15	---	18/07	4.38	1	GGB-FXD-180738-15Y-4.375-1.000	---	---	---	---	---	---	---	---	---

## Government Bonds Notes

Transactions Volume = (Pieces) \* (Nominal Price). Transactions Value = (Pieces) \* (Nominal Price) \* (price %) + (Accrued interest).

The Value of current coupon for the issues with NV 0.01 euro refers to NV 100 euros

FLR: Floating Interest Rate.

[1] - The Expiration Date of the interest bearing period and the Date for coupon payment.

## Government Bonds

Number Listed Bonds	Nominal price	Today's Rate	Accrued Interest Calc	Exp. Date [1]	Duration (years)	Note	Coupons Date	Curr. coupon value	Trading Unit	Government Bonds	Price min	Price max	Closing price	Previous closing price/date	Volume	Transactions Value	Price	Last order Buy / Sell	Date
40,000	1,000.00	4.67	FLR	Actual/360	18/09/2024	1	---	18/09 - 19/03	---	1	GGB-FLT-180924-01Y-4.670-1.000	---	---	---	---	---	---	---	---
5,364,250	1,000.00	3.25		Actual/Actual	20/03/2050	30	---	20/03	3.25	1	GGB-FXD-200350-30Y-3.250-1.000	---	---	---	---	---	---	---	---
3,924,361	1,000.00	2.00		Actual/Actual	22/04/2027	7	---	22/04	2.00	1	GGB-FXD-220427-07Y-2.000-1.000	---	---	---	---	---	99.9000	B	22/04/2020
2,500,000	1,000.00	1.88		Actual/Actual	23/07/2026	7	---	23/07	1.88	1	GGB-FXD-230726-07Y-1.875-1.000	---	---	---	---	---	---	---	---
4,900,000	1,000.00	4.25		Actual/Actual	15/06/2033	10	---	15/06	4.25	1	GGB-FXD-150633-10Y-4.250-1.000	---	---	---	---	---	---	---	---
3,500,000	1,000.00	1.88		Actual/Actual	24/01/2052	30	---	24/01	1.88	1	GGB-FXD-240152-30Y-1.875-1.000	---	---	---	---	---	---	---	---
3,700,000	1,000.00	1.75		Actual/Actual	18/06/2032	10	---	18/06	1.75	1	GGB-FXD-180632-10Y-1.750-1.000	---	---	---	---	---	---	---	---
2,200,000	1,000.00	1.13	FLR	Actual/360	15/12/2027	5	---	- 15/12 - 15/03 -	---	1	GGB-FLT-151227-05Y-1.130-1.000	---	---	---	---	---	102.1600	B	30/12/2022

## Government Bonds Notes

Transactions Volume = (Pieces) \* (Nominal Price). Transactions Value = (Pieces) \* (Nominal Price) \* (price %) + (Accrued interest).

The Value of current coupon for the issues with NV 0.01 euro refers to NV 100 euros

FLR: Floating Interest Rate.

[1] - The Expiration Date of the interest bearing period and the Date for coupon payment.

Treasury Bills & Zero Coupon Government Bonds

Issue Date	13-Week Maturity									26-Week Maturity									52-Week Maturity								
	Exp. Date	Initial Rate	Num Listed Bonds	Nominal price	Issue price	Last Trade Price	Last Trade Date	Volume Traded	Note	Exp. Date	Initial Rate	Num Listed Bonds	Nominal price	Issue price	Last Trade Price	Last Trade Date	Volume Traded	Note	Exp. Date	Initial Rate	Num Listed Bonds	Nominal price	Issue price	Last Trade Price	Last Trade Date	Volume Traded	Note
09/06/2023	---	---	---	---	---	---	---	---	---	---	---	---	---	---	---	---	---	---	07/06/2024	3.84	1,600,000	1,000.00	962.60	---	---	---	---
08/09/2023	---	---	---	---	---	---	---	---	---	---	---	---	---	---	---	---	---	---	06/09/2024	3.81	812,500	1,000.00	962.90	---	---	---	---
08/12/2023	---	---	---	---	---	---	---	---	---	---	---	---	---	---	---	---	---	---	06/12/2024	3.70	600,000	1,000.00	963.90	---	---	---	---
08/03/2024	---	---	---	---	---	---	---	---	---	---	---	---	---	---	---	---	---	---	07/03/2025	3.73	812,500	1,000.00	963.70	---	---	---	---

Bonds in Circulation	Currency / Min nominal traded Value	Coupons Payment Date	Current Coupon Value	Note	Coupon	Trading Unit	Issue Date	Duration (years)	Today's Interest	A.I.C in days	Bonds	Last price of previous days		Last Outcry in Cash (euro)			Trades in Pieces	Life min	Life Max
												Price	Buy / Sell	Date	Price	Buy / Sell			
<b>Corporate Bonds in Foreign Currency and Euro</b>																			
103,746	GBP / 10	01/12	0.25	---	65	1	01/12/1930	98	2.5	360	National Mortgage Bank	2.27	05/02/1996	2.27	S	05/02/1996	---	2.27	2.27
0	GBP / 10	01/12	0.25	---	67	1	01/12/1928	100	2.5	360	National Mortgage Bank	---	---	---	---	---	---	---	---

## Government Bonds Notes

A.I.C: Accrued Interest Calculation base.

FLR: Floating Interest Rate.

The minimum tradeable Nominal Value for all Demeterialised Government Titles is 100 Euros.

(μτφρ-0)

## Athex &amp; ATHEXClear Members List

Member Name				Stock Market			Derivatives Market		ATHEXClear Member	
	Address	Phone	Fax	Market Member	Remote Member	Market Maker	Proprietary	Market Maker	General Clearing	Direct Clearing
A. SARRIS SECURITIES S.A.				a						
6, ΔΡΑΓΑΤΣΑΝΙΟΥ 6 ΑΘΗΝΑ	2103367700									
AEONIC SECURITIES C.I.F. P.L.C.				a						
, ΛΑΪΟΥ 6, ΓΡ. 301B, ANNA COURT	35725337600									
ALPHA BANK S.A.									a	
, ΣΤΑΔΙΟΥ 40 ΑΘΗΝΑ	2103260000									
ALPHA FINANCE INVESTMENT SERVICES SINGLE MEMBER SA				a		a	a	a		a
5, ΠΑΝΕΠΙΣΤΗΜΙΟΥ 45 ΑΘΗΝΑ	2103677400									
ARGUS STOCKBROKERS LTD				a	a		a			
25, 25 ΛΕΩΦΟΡΟΣ ΔΗΜΟΣΘΕΝΗ ΣΕΒΕΡΗ	0035722717000									
ATLANTIC SECURITIES LTD				a	a					
37, ΠΡΟΔΡΟΜΟΥ 37	0035722445400									
AXON SECURITIES S.A.				a			a			
48, ΣΤΑΔΙΟΥ 48 ΑΘΗΝΑ	2103363800									
BETA SECURITIES S.A.				a		a	a			a
29, Λ. ΑΛΕΞΑΝΔΡΑΣ 29 ΑΘΗΝΑ	210 6478900									
BNP PARIBAS S.A.									a	
, ΛΑΜΨΑΚΟΥ 2 ΑΘΗΝΑ	2107468525									
BOFA SECURITIES EUROPE SA				a	a					
, 51 RUE LA BOÉTIE	+33 153655555									
CAPITAL SECURITIES S.A.				a			a			
58, ΜΗΤΡΟΠΟΛΕΩΣ 58 ΑΘΗΝΑ	2103369700									
CITIGROUP GLOBAL MARKETS EUROPE AG				a	a					
16, REUTERWEG 16	+49 691366-0									
CITIGROUP GLOBAL MARKETS LIMITED				a						
1, 33 CANADA SQUARE -CANARY WHARF	+44 02079864000									
CREDIT SUISSE BANK (EUROPE), S.A.				a						
, CALLE AYALA 42, 3A PLANTA-B MADRID	+34917916000									
CREDIT SUISSE SECURITIES (EUROPE) LIMITED				a						
1, ONE CABOT SQUARE LONDON	+44 2078888888									
CYCLOS SECURITIES S.A.				a			a			
39, ΧΑΡΙΛΑΟΥ ΤΡΙΚΟΠΗ 6-8-10 ΑΘΗΝΑ	2103364300									
DEUTSCHE BANK S.A.					a					
1, GREAT WINCHESTER STREET LONDON	+44 20 754 54209	00441133361437								
EUROBANK EQUITIES INVESTMENT FIRM SINGLE MEMBER SA				a		a	a	a		a
, ΦΙΛΕΛΛΗΝΩΝ 10 & ΞΕΝΟΦΩΝΤΟΣ 13 ΑΘΗΝΑ	2103720425									
EUROBANK S.A.									a	
, ΟΘΩΝΟΣ 8 ΑΘΗΝΑ	2144043907									
EUROCORP INVESTMENT SERVICES S.A.				a			a			a
14, ΠΛ.ΦΙΛΙΚΗΣ ΕΤΑΙΡΕΙΑΣ 14 ΑΘΗΝΑ	2107263600									
EUOTRUST INVESTMENT FIRM SA				a						
113, ΣΕΒΑΣΤΟΥΠΟΛΕΩΣ 113 ΑΘΗΝΑ	2103363100									
EUROXX SECURITIES S.A.				a		a	a	a		a
7, ΠΑΛΕΟΛΟΓΟΥ ΧΑΛΑΝΔΡΙ	+30 2106879400	210-6879401								
7, ΠΑΛΑΙΟΛΟΓΟΥ ΧΑΛΑΝΔΡΙ	(210)-6879400	(210)-6879401								
FREEDOM FINANCE EUROPE LTD				a	a					
, ΧΡΙΣΤΑΚΗ ΚΡΑΝΟΥ 20	035725257786									
G. A. PERVANAS SECURITIES- INVESTMENT SERVICES S.A.				a						
7-9, ΣΟΦΟΚΛΕΟΥΣ 7-9 ΑΘΗΝΑ	2103727200									
GLOBAL CAPITAL SECURITIES & FINANCIAL SERVICES LTD				a	a					
50, ΛΑΡΧΙΠΙΣΚΟΠΟΥ ΜΑΚΑΡΙΟΥ Γ50	0035722710710									
GREENPOST TRADING EUROPE LTD				a	a	a				
, ΚΙΜΩΝΟΣ 3, ACROPOLIS MANSIONS, 2ND FLOOR, FLAT/OFFICE 202	035722521389									
HELLENIC AMERICAN SECURITIES S.A.				a		a	a			a
27, ΑΝΔΡΕΑ ΠΑΠΑΝΔΡΕΟΥ 27 ΜΑΡΟΥΣΙ	2103311100									
HELLENIC BANK (INVESTMENTS) LTD					a					
, ΑΥΞ.ΚΥΡΙΑΚΟΥ ΜΑΤΣΙ 31 - PO BOX 24747 NICOSIA	+357 22500100	357 22500110								
HSBC CONTINENTAL EUROPE									a	
109-111, Λ.ΜΕΣΟΓΕΙΩΝ 109-111	2106960000									
INDEX SECURITIES S.A.				a						
6, ΔΡΑΓΑΤΣΑΝΙΟΥ 6 ΑΘΗΝΑ	2103213920									
J. CHR. MAVRIKIS SECURITIES S.A.				a						
5, ΣΟΦΟΚΛΕΟΥΣ 5 ΑΘΗΝΑ	2103216730									



## Athex &amp; ATHEXClear Members List

Member Name				Stock Market			Derivatives Market		ATHEXClear Member	
	Address	Phone	Fax	Market Member	Remote Member	Market Maker	Proprietary	Market Maker	General Clearing	Direct Clearing
KAPPA SECURITIES S.A.				a			a			
15, ΒΑΛΑΩΡΙΤΟΥ 15 ΑΘΗΝΑ	2103678600									
KARAMANOF SECURITIES & INVESTMENT SERVICES S.A.				a						
2, ΠΛ.ΑΓ.ΘΕΟΔΩΡΩΝ 2 ΑΘΗΝΑ	2103212947									
LAIKI FINANCIAL SERVICES LTD					a					
26, AVE. VYRONOS NICOSIA	357 22367367	357 22718567								
LEON DEPOLAS SECURITIES S.A.				a		a	a			
1, ΧΡΗΣΤΟΥ ΛΑΔΑ 1 ΑΘΗΝΑ	2103213276 -28									
MEGA EQUITY SECURITIES & FINANCIAL SERVICES PUBLIC LTD				a	a		a			
42-44, ΛΕΩΦ.ΓΡΙΒΑ ΔΙΓΕΝΗ 42-44	0035722711711									
MERIT SECURITIES S.A				a		a	a			a
5, ΣΟΦΟΚΛΕΟΥΣ 5 ΑΘΗΝΑ	2141008814									
MERRILL LYNCH INTERNATIONAL				a						
2, 2 KING EDWARD STREET LONDON	+44 20276281000									
N. CHRYSOCHOIDIS SECURITIES S.A.				a			a			a
7-9, ΣΟΦΟΚΛΕΟΥΣ 7-9 ΑΘΗΝΑ	2103213913									
NATIONAL BANK OF GREECE S.A.				a		a	a		a	
86, ΑΙΟΛΟΥ ΣΤΡ. ΑΘΗΝΑ	(210)-3341000	(210)-3228187								
68, ΑΚΑΔΙΜΙΑΣ ΣΤΡ. ΑΘΗΝΑ	(210)-3328817	(210)-3328678								
NATIONAL SECURITIES SINGLE MEMBER SA				a		a	a	a		
66, ΛΕΩΦΟΡΟΣ ΑΘΗΝΩΝ 128-132 & ΙΦΙΓΕΝΙΑΣ ΑΘΗΝΑ	2103328784									
NUNTIUS BROKERAGE AND INVESTMENT SERVICES S.A				a						
6, ΔΡΑΓΑΤΣΑΝΙΟΥ 6 ΑΘΗΝΑ	2103350599									
ONE PLUS CAPITAL LIMITED				a	a					
, 75 PRODROMOU AVENUE NICOSIA 1307	35722873760									
OPTIMA BANK S.A.				a		a	a	a	a	
, ΑΙΓΙΑΛΕΙΑΣ 32 & ΠΑΡΑΔΕΙΣΟΥ ΜΑΡΟΥΣΙ	210 8173000									
PANCRETA BANK S.A									a	
, ΙΚΑΡΟΥ 5	2810338746									
PANTELAKIS SECURITIES S.A.				a		a	a	a		
57, ΕΘΝΙΚΗΣ ΑΝΤΙΣΤΑΣΕΩΣ 57, ΚΤΙΠΙΟ Β CHALANDRI	2106965000									
PIRAEUS BANK S.A.				a			a		a	
, ΑΜΕΡΙΚΗΣ 4 ΑΘΗΝΑ	2103335000									
PIRAEUS SECURITIES S. A.				a		a	a	a		a
10, ΣΤΑΔΙΟΥ 10 ΑΘΗΝΑ	2103354100									
PROCHOICE SECURITIES LTD				a	a					
57, ΛΕΩΦ.ΣΠΥΡΟΥ ΚΥΠΡΙΑΝΟΥ 57, ΑΚΙΝΗΤΑ Φ	035724661192									
SHARELINK SECURITIES & FINANCIAL SERVICES LTD				a			a			
6, HOUSE-ΘΕΟΤΟΚΗ 6 ΜΕΓΑΡΟ ΕΛΜΗΝΑ	+357 22554200									
SOCIETE GENERALE S.A.				a	a		a			
, 17 COURS VALMY, CEDEX	+157290504									
SOLIDUS SECURITIES S.A				a			a			a
64, ΛΟΥΙΖΗΣ ΠΙΑΝΚΟΥΡ 64 ΑΘΗΝΑ	2106900600									
ST. EM. LAVRENTAKIS SECURITIES S.A.				a			a			
7-9, ΣΟΦΟΚΛΕΟΥΣ 7-9 ΑΘΗΝΑ	2103213336									
THE CYPRUS INVESTMENT & SECURITIES CORPORATION LTD				a	a					
154, 1 AG. PROKOPIΟΥ & POSIDONOS 1ST FLOOR	0035722121700									
UBS EUROPE SE				a	a					
, OPERNTURM, BOCKENHEIMER LANDSTRASSE 2-4	496921790									
UBS LIMITED					a					
1, FINSBURY AVENUE LONDON	+44 2075687135									

List of Stocks under Market Making operations

Securities	Market Maker	Start Market Making	Stock Category
MLS MULTIMEDIA SA (CR)			Suspension Status
	PIRAEUS SECURITIES S. A.	01/08/2019	
ALPHA ETF FTSE Athex Large Cap			Exchange Traded Funds (ETFs)
	ALPHA FINANCE INVESTMENT SERVICES SINGLE MEMBER SA	02/01/1900	
	NATIONAL SECURITIES SINGLE MEMBER SA	02/01/1900	
ADMIE (IPTO) HOLDING S.A. (CR)			Main Market
	EUROBANK EQUITIES INVESTMENT FIRM SINGLE MEMBER SA	24/05/2021	
	HELLENIC AMERICAN SECURITIES S.A.	09/03/2020	
	PIRAEUS SECURITIES S. A.	29/06/2017	
AEGEAN AIRLINES (CR)			Main Market
	EUROBANK EQUITIES INVESTMENT FIRM SINGLE MEMBER SA	22/09/2020	
ALPHA SERVICES HOLD (CR)			Main Market
	ALPHA FINANCE INVESTMENT SERVICES SINGLE MEMBER SA	29/02/2016	
	EUROBANK EQUITIES INVESTMENT FIRM SINGLE MEMBER SA	22/10/2006	
	GREENPOST TRADING EUROPE LTD	12/06/2023	
	HELLENIC AMERICAN SECURITIES S.A.	25/07/2014	
	LEON DEPOLAS SECURITIES S.A.	04/01/2016	
	MERIT SECURITIES S.A	03/09/2012	
	NATIONAL SECURITIES SINGLE MEMBER SA	02/01/1900	
	PIRAEUS SECURITIES S. A.	28/05/2009	
ALPHA TRUST HOLDINGS (CR)			Main Market
	EUROBANK EQUITIES INVESTMENT FIRM SINGLE MEMBER SA	06/02/2023	
	LEON DEPOLAS SECURITIES S.A.	04/01/2021	
ALUMIL (CR)			Main Market
	PIRAEUS SECURITIES S. A.	31/07/2023	
ANDROMEDA SA (CR)			Main Market
	BETA SECURITIES S.A.	15/02/2021	
	OPTIMA BANK S.A.	03/04/2023	
ATTICA BANK S.A. (CR)			Main Market
	EUROXX SECURITIES S.A.	22/01/2016	
AUSTRIACARD (CB)			Main Market
	BETA SECURITIES S.A.	23/03/2023	
	EUROBANK EQUITIES INVESTMENT FIRM SINGLE MEMBER SA	15/05/2023	
AUTOHELLAS SA (CR)			Main Market
	ALPHA FINANCE INVESTMENT SERVICES SINGLE MEMBER SA	01/07/2019	
	EUROXX SECURITIES S.A.	02/07/2018	
AVAX S.A. (CR)			Main Market
	EUROBANK EQUITIES INVESTMENT FIRM SINGLE MEMBER SA	14/12/2015	
	OPTIMA BANK S.A.	04/09/2023	
	PIRAEUS SECURITIES S. A.	01/02/2021	
AVE (CR)			Main Market
	EUROXX SECURITIES S.A.	05/06/2020	
BRIQ PROPERTIES (CR)			Main Market
	EUROBANK EQUITIES INVESTMENT FIRM SINGLE MEMBER SA	09/09/2019	
	LEON DEPOLAS SECURITIES S.A.	22/02/2021	
	PIRAEUS SECURITIES S. A.	05/02/2024	
CC HBC AG (CR)			Main Market
	BETA SECURITIES S.A.	08/03/2021	
	NATIONAL SECURITIES SINGLE MEMBER SA	02/01/1900	
	PIRAEUS SECURITIES S. A.	04/05/2015	
CENERGY HOLDINGS (CB)			Main Market
	ALPHA FINANCE INVESTMENT SERVICES SINGLE MEMBER SA	02/01/2016	
	EUROBANK EQUITIES INVESTMENT FIRM SINGLE MEMBER SA	02/01/2016	
	OPTIMA BANK S.A.	14/03/2022	
	PANTELAKIS SECURITIES S.A.	27/12/2022	
CNL CAPITAL (CR)			Main Market
	MERIT SECURITIES S.A	01/10/2018	
DIMAND (CR)			Main Market
	ALPHA FINANCE INVESTMENT SERVICES SINGLE MEMBER SA	08/08/2022	
	EUROBANK EQUITIES INVESTMENT FIRM SINGLE MEMBER SA	08/08/2022	
	PANTELAKIS SECURITIES S.A.	15/05/2023	
EKTER SA (CR)			Main Market
	BETA SECURITIES S.A.	26/09/2022	
	EUROBANK EQUITIES INVESTMENT FIRM SINGLE MEMBER SA	16/10/2017	
	LEON DEPOLAS SECURITIES S.A.	21/05/2018	
ELASTRON (CR)			Main Market
	LEON DEPOLAS SECURITIES S.A.	20/02/2017	

## List of Stocks under Market Making operations

Securities	Stock Category
Market Maker	Start Market Making
<b>ELLAKTOR (CR)</b>	Main Market
ALPHA FINANCE INVESTMENT SERVICES SINGLE MEMBER SA	18/03/2019
EUROBANK EQUITIES INVESTMENT FIRM SINGLE MEMBER SA	01/06/2012
EUROXX SECURITIES S.A.	24/09/2018
NATIONAL SECURITIES SINGLE MEMBER SA	02/01/1900
PIRAEUS SECURITIES S. A.	22/10/2018
<b>ELTON SA (CR)</b>	Main Market
OPTIMA BANK S.A.	30/01/2023
<b>ELVALHALCOR (CR)</b>	Main Market
ALPHA FINANCE INVESTMENT SERVICES SINGLE MEMBER SA	07/05/2018
BETA SECURITIES S.A.	09/01/2023
EUROBANK EQUITIES INVESTMENT FIRM SINGLE MEMBER SA	07/05/2018
<b>ENTERSOFT (CR)</b>	Main Market
ALPHA FINANCE INVESTMENT SERVICES SINGLE MEMBER SA	23/03/2023
EUROBANK EQUITIES INVESTMENT FIRM SINGLE MEMBER SA	22/06/2020
<b>EUROBANK HOLDINGS (CR)</b>	Main Market
ALPHA FINANCE INVESTMENT SERVICES SINGLE MEMBER SA	09/01/2006
EUROBANK EQUITIES INVESTMENT FIRM SINGLE MEMBER SA	01/06/2012
GREENPOST TRADING EUROPE LTD	12/06/2023
HELLENIC AMERICAN SECURITIES S.A.	25/07/2014
LEON DEPOLAS SECURITIES S.A.	30/11/2018
MERIT SECURITIES S.A	06/11/2017
NATIONAL SECURITIES SINGLE MEMBER SA	02/01/1900
PIRAEUS SECURITIES S. A.	28/09/2009
<b>EUROCONSULTANTS S.A. (CR)</b>	Main Market
OPTIMA BANK S.A.	01/02/2023
<b>EYDAP S.A. (CR)</b>	Main Market
ALPHA FINANCE INVESTMENT SERVICES SINGLE MEMBER SA	27/01/2020
EUROBANK EQUITIES INVESTMENT FIRM SINGLE MEMBER SA	10/06/2019
<b>FOURLIS (CR)</b>	Main Market
EUROBANK EQUITIES INVESTMENT FIRM SINGLE MEMBER SA	01/12/2016
PIRAEUS SECURITIES S. A.	06/03/2017
<b>GEK TERNA (CR)</b>	Main Market
BETA SECURITIES S.A.	08/03/2021
EUROBANK EQUITIES INVESTMENT FIRM SINGLE MEMBER SA	24/05/2021
PIRAEUS SECURITIES S. A.	29/08/2019
<b>GR. SARANTIS S.A. (CR)</b>	Main Market
BETA SECURITIES S.A.	14/05/2012
EUROBANK EQUITIES INVESTMENT FIRM SINGLE MEMBER SA	24/10/2016
<b>HELLENIC EXCHANGES-A.S.E. (CR)</b>	Main Market
HELLENIC AMERICAN SECURITIES S.A.	01/09/2014
NATIONAL SECURITIES SINGLE MEMBER SA	02/01/1900
PIRAEUS SECURITIES S. A.	04/05/2015
<b>HELLENIO ENERGY (CR)</b>	Main Market
ALPHA FINANCE INVESTMENT SERVICES SINGLE MEMBER SA	07/11/2023
EUROBANK EQUITIES INVESTMENT FIRM SINGLE MEMBER SA	01/11/2023
HELLENIC AMERICAN SECURITIES S.A.	14/09/2015
PIRAEUS SECURITIES S. A.	20/03/2017
<b>IDEAL HOLDINGS (CR)</b>	Main Market
EUROBANK EQUITIES INVESTMENT FIRM SINGLE MEMBER SA	07/06/2021
PIRAEUS SECURITIES S. A.	07/06/2021
<b>INTERCONTINENTAL (CR)</b>	Main Market
LEON DEPOLAS SECURITIES S.A.	03/06/2019
<b>INTERLIFE G.C.I.(CR)</b>	Main Market
BETA SECURITIES S.A.	24/10/2022
PIRAEUS SECURITIES S. A.	22/01/2024
<b>INTERWOOD-XYLEMPORIA (CR)</b>	Main Market
EUROBANK EQUITIES INVESTMENT FIRM SINGLE MEMBER SA	05/07/2021
PANTELAKIS SECURITIES S.A.	01/07/2021
<b>INTRAKAT (CR)</b>	Main Market
BETA SECURITIES S.A.	04/10/2021
PANTELAKIS SECURITIES S.A.	10/10/2022
<b>JUMBO SA (CR)</b>	Main Market
BETA SECURITIES S.A.	01/02/2021
EUROBANK EQUITIES INVESTMENT FIRM SINGLE MEMBER SA	25/05/2020
GREENPOST TRADING EUROPE LTD	12/06/2023
MERIT SECURITIES S.A	06/11/2017
PIRAEUS SECURITIES S. A.	06/03/2017

## List of Stocks under Market Making operations

Securities	Stock Category
Market Maker	Start Market Making
<b>KLOUKINAS - LAPPAS SA (CR)</b>	Main Market
OPTIMA BANK S.A.	02/01/2023
<b>KRI-KRI S.A. (CR)</b>	Main Market
EUROBANK EQUITIES INVESTMENT FIRM SINGLE MEMBER SA	07/05/2018
PIRAEUS SECURITIES S. A.	11/12/2023
<b>LAMDA DEVELOPMENT SA (CR)</b>	Main Market
EUROBANK EQUITIES INVESTMENT FIRM SINGLE MEMBER SA	08/12/2014
PANTELAKIS SECURITIES S.A.	06/11/2017
PIRAEUS SECURITIES S. A.	29/06/2017
<b>LAMPASA HOTEL SA (CR)</b>	Main Market
LEON DEPOLAS SECURITIES S.A.	16/01/2017
<b>MOTODYNAMICS S.A. (CR)</b>	Main Market
OPTIMA BANK S.A.	25/08/2023
<b>MOTOR OIL (CR)</b>	Main Market
BETA SECURITIES S.A.	08/03/2021
EUROBANK EQUITIES INVESTMENT FIRM SINGLE MEMBER SA	22/10/2006
GREENPOST TRADING EUROPE LTD	12/06/2023
LEON DEPOLAS SECURITIES S.A.	01/04/2019
MERIT SECURITIES S.A	25/02/2019
NATIONAL SECURITIES SINGLE MEMBER SA	02/01/1900
PIRAEUS SECURITIES S. A.	04/05/2015
<b>MPLE KEDROS (CR)</b>	Main Market
OPTIMA BANK S.A.	16/10/2023
OPTIMA BANK S.A.	08/11/2023
<b>MYTILINEOS (CR)</b>	Main Market
ALPHA FINANCE INVESTMENT SERVICES SINGLE MEMBER SA	15/04/2019
BETA SECURITIES S.A.	11/04/2022
EUROBANK EQUITIES INVESTMENT FIRM SINGLE MEMBER SA	20/09/2017
GREENPOST TRADING EUROPE LTD	12/06/2023
MERIT SECURITIES S.A	25/02/2019
NATIONAL SECURITIES SINGLE MEMBER SA	02/01/1900
PIRAEUS SECURITIES S. A.	04/05/2015
<b>NAFPAKTOS TEXTILE (CR)</b>	Main Market
OPTIMA BANK S.A.	29/01/2024
<b>NATIONAL BANK (CR)</b>	Main Market
ALPHA FINANCE INVESTMENT SERVICES SINGLE MEMBER SA	09/01/2006
EUROBANK EQUITIES INVESTMENT FIRM SINGLE MEMBER SA	22/10/2006
GREENPOST TRADING EUROPE LTD	12/06/2023
HELLENIC AMERICAN SECURITIES S.A.	25/07/2014
LEON DEPOLAS SECURITIES S.A.	20/05/2015
MERIT SECURITIES S.A	03/09/2012
NATIONAL SECURITIES SINGLE MEMBER SA	02/01/1900
PIRAEUS SECURITIES S. A.	08/09/2008
<b>OPAP (CR)</b>	Main Market
ALPHA FINANCE INVESTMENT SERVICES SINGLE MEMBER SA	09/01/2006
EUROBANK EQUITIES INVESTMENT FIRM SINGLE MEMBER SA	22/10/2006
GREENPOST TRADING EUROPE LTD	12/06/2023
HELLENIC AMERICAN SECURITIES S.A.	25/07/2014
MERIT SECURITIES S.A	20/03/2017
NATIONAL SECURITIES SINGLE MEMBER SA	02/01/1900
PIRAEUS SECURITIES S. A.	04/05/2015
<b>OPTIMA BANK (CR)</b>	Main Market
ALPHA FINANCE INVESTMENT SERVICES SINGLE MEMBER SA	12/12/2023
EUROBANK EQUITIES INVESTMENT FIRM SINGLE MEMBER SA	11/12/2023
OPTIMA BANK S.A.	06/11/2023
<b>ORILINA PROPERTIES REIC (CR)</b>	Main Market
EUROBANK EQUITIES INVESTMENT FIRM SINGLE MEMBER SA	11/12/2023
LEON DEPOLAS SECURITIES S.A.	11/12/2023
<b>OTE (CR)</b>	Main Market
ALPHA FINANCE INVESTMENT SERVICES SINGLE MEMBER SA	09/01/2006
EUROBANK EQUITIES INVESTMENT FIRM SINGLE MEMBER SA	22/10/2006
GREENPOST TRADING EUROPE LTD	12/06/2023
HELLENIC AMERICAN SECURITIES S.A.	25/07/2014
LEON DEPOLAS SECURITIES S.A.	20/04/2015
MERIT SECURITIES S.A	20/03/2017
NATIONAL SECURITIES SINGLE MEMBER SA	02/01/1900
PIRAEUS SECURITIES S. A.	08/09/2008
<b>P.P.A. S.A. (CR)</b>	Main Market
EUROBANK EQUITIES INVESTMENT FIRM SINGLE MEMBER SA	06/02/2019

List of Stocks under Market Making operations

Securities	Market Maker	Start Market Making	Stock Category
<b>PAPOUTSANIS (CR)</b>			
	ALPHA FINANCE INVESTMENT SERVICES SINGLE MEMBER SA	19/11/2018	Main Market
	BETA SECURITIES S.A.	25/11/2013	
<b>PETROPOULOS PETROS (CR)</b>			
	EUROBANK EQUITIES INVESTMENT FIRM SINGLE MEMBER SA	01/04/2019	Main Market
	PANTELAKIS SECURITIES S.A.	16/03/2020	
<b>PIRAEUS FINANCIAL HOLD (CR)</b>			
	ALPHA FINANCE INVESTMENT SERVICES SINGLE MEMBER SA	15/04/2019	Main Market
	EUROBANK EQUITIES INVESTMENT FIRM SINGLE MEMBER SA	22/10/2006	
	EUROXX SECURITIES S.A.	15/02/2016	
	GREENPOST TRADING EUROPE LTD	12/06/2023	
	HELLENIC AMERICAN SECURITIES S.A.	25/07/2014	
	LEON DEPOLAS SECURITIES S.A.	30/11/2018	
	MERIT SECURITIES S.A	16/09/2013	
	NATIONAL SECURITIES SINGLE MEMBER SA	02/01/1900	
	PIRAEUS SECURITIES S. A.	16/02/2009	
<b>PPC (CR)</b>			
	ALPHA FINANCE INVESTMENT SERVICES SINGLE MEMBER SA	09/01/2006	Main Market
	BETA SECURITIES S.A.	01/02/2021	
	EUROBANK EQUITIES INVESTMENT FIRM SINGLE MEMBER SA	22/10/2006	
	GREENPOST TRADING EUROPE LTD	12/06/2023	
	HELLENIC AMERICAN SECURITIES S.A.	01/09/2014	
	MERIT SECURITIES S.A	06/11/2017	
	NATIONAL SECURITIES SINGLE MEMBER SA	02/01/1900	
	PIRAEUS SECURITIES S. A.	28/09/2009	
<b>PREMIA (CR)</b>			
	BETA SECURITIES S.A.	01/06/2021	Main Market
	LEON DEPOLAS SECURITIES S.A.	05/12/2022	
	PANTELAKIS SECURITIES S.A.	23/12/2021	
<b>PROFILE SA (CR)</b>			
	OPTIMA BANK S.A.	03/04/2023	Main Market
	PANTELAKIS SECURITIES S.A.	01/07/2019	
<b>QUALITY &amp; RELIABILITY SA (CR)</b>			
	OPTIMA BANK S.A.	03/01/2023	Main Market
<b>QUEST HOLDINGS (CR)</b>			
	BETA SECURITIES S.A.	26/03/2018	Main Market
	EUROBANK EQUITIES INVESTMENT FIRM SINGLE MEMBER SA	28/01/2019	
<b>REVOIL (CR)</b>			
	BETA SECURITIES S.A.	26/06/2023	Main Market
<b>SIDMA STEEL (CR)</b>			
	OPTIMA BANK S.A.	25/05/2023	Main Market
<b>SPACE HELLAS SA (CR)</b>			
	MERIT SECURITIES S.A	09/12/2022	Main Market
<b>TECHNICAL OLYMPIC SA (CR)</b>			
	OPTIMA BANK S.A.	05/07/2023	Main Market
<b>TERNA ENERGY (CR)</b>			
	EUROBANK EQUITIES INVESTMENT FIRM SINGLE MEMBER SA	24/05/2021	Main Market
	PIRAEUS SECURITIES S. A.	09/12/2019	
<b>THRACE PLASTICS SA (CR)</b>			
	ALPHA FINANCE INVESTMENT SERVICES SINGLE MEMBER SA	26/03/2018	Main Market
	EUROBANK EQUITIES INVESTMENT FIRM SINGLE MEMBER SA	26/03/2018	
<b>TITAN CEMENT (CB)</b>			
	BETA SECURITIES S.A.	01/02/2021	Main Market
	EUROBANK EQUITIES INVESTMENT FIRM SINGLE MEMBER SA	06/11/2019	
	PIRAEUS SECURITIES S. A.	18/01/2021	
<b>TRADE ESTATES REIC (CR)</b>			
	EUROBANK EQUITIES INVESTMENT FIRM SINGLE MEMBER SA	08/11/2023	Main Market
	EUROBANK EQUITIES INVESTMENT FIRM SINGLE MEMBER SA	10/11/2023	
	PANTELAKIS SECURITIES S.A.	08/11/2023	
	PANTELAKIS SECURITIES S.A.	10/11/2023	
<b>TZIRAKIAN PROFIL (CR)</b>			
	LEON DEPOLAS SECURITIES S.A.	19/07/2021	Main Market
<b>VIOHALCO SA/NV (CB)</b>			
	ALPHA FINANCE INVESTMENT SERVICES SINGLE MEMBER SA	11/03/2008	Main Market
	EUROBANK EQUITIES INVESTMENT FIRM SINGLE MEMBER SA	04/03/2014	
	MERIT SECURITIES S.A	17/03/2014	

Underlying Asset				Derivatives Market													
Price max	Price min	Closing price	change	Delivery Month	Open price	Price max	Price min	Last price	Closing price	Last Bid	Last Ask	Fixing price*	Life high	Life low	Trades	Volume	Open Interest
<b>FTSE/Athex Large Cap</b>				(Trade Unit: 1 Index Point x 2E, Cash Settlement)													
3,444.98	3,404.41	3,406.83	-0.42%	April 2024	3,420.00	3,448.50	3,408.00	3,408.00	3,408.00	---	---	---	3,502.50	---	71	222	4,877
				May 2024	3,448.00	3,448.00	3,410.00	3,411.00	3,411.00	---	---	---	3,460.50	---	8	8	101
				June 2024	---	---	---	---	3,437.75	---	---	---	---	---	---	---	---
				September 2024	---	---	---	---	3,455.25	---	---	---	---	---	---	---	---
				December 2024	---	---	---	---	3,472.50	---	---	---	---	---	---	---	---
				March 2025	---	---	---	---	3,489.75	---	---	---	---	---	---	---	---
<b>FTSE/Athex Banks</b>				(Trade Unit: 1 Index Point x 15E, Cash Settlement)													
1,219.97	1,197.22	1,199.79	-1.25%	June 2024	---	---	---	---	1,241.75	---	---	---	1,290.00	---	---	---	1,384
				September 2024	---	---	---	---	1,227.00	---	---	---	---	---	---	---	---
				December 2024	---	---	---	---	1,233.00	---	---	---	---	---	---	---	---
				March 2025	---	---	---	---	1,239.25	---	---	---	---	---	---	---	---
<b>MSCI GREECE REBASED</b>				(Trade Unit: 1 Index Point x 2E, Cash Settlement)													
5,465.20	5,392.44	5,395.88	-0.71%	April 2024	---	---	---	---	5,409.75	---	---	---	5,519.25	---	---	---	90
				May 2024	---	---	---	---	5,409.75	---	---	---	5,547.00	---	---	---	10
				June 2024	---	---	---	---	5,400.75	---	---	---	5,463.25	---	---	---	20
				July 2024	---	---	---	---	5,353.00	---	---	---	5,364.00	---	---	---	10
				August 2024	---	---	---	---	5,478.00	---	---	---	---	---	---	---	---
				September 2024	---	---	---	---	5,488.50	---	---	---	---	---	---	---	---
				December 2024	---	---	---	---	5,516.00	---	---	---	---	---	---	---	---
				March 2025	---	---	---	---	5,543.50	---	---	---	---	---	---	---	---

Derivatives notes

Fixing prices and final open positions can be retrieved from the following path <http://www.helex.gr/el/web/guest/statistics-end-of-day-derivatives>

Underlying Asset				Derivatives Market													
Price max	Price min	Closing price	change	Delivery Month	Open price	Price max	Price min	Last price	Closing price	Last Bid	Last Ask	Fixing price*	Life high	Life low	Trades	Volume	Open Interest
<b>ADMIE (IPTO) HOLDING S.A. (CR)</b>				(Contract Size: 100 Securities, Physical Delivery)													
2.3	2.27	2.285	-0.22%	June 2024	2.33	2.33	2.30	2.32	2.32	---	---	---	2.44	---	21	163	28,372
				September 2024	---	---	---	---	2.31	---	---	---	---	---	---	---	---
				December 2024	---	---	---	---	2.32	---	---	---	---	---	---	---	---
				March 2025	---	---	---	---	2.34	---	---	---	---	---	---	---	---
<b>AEGEAN AIRLINES (CR)</b>				(Contract Size: 100 Securities, Physical Delivery)													
12.62	12.48	12.52	-0.79%	June 2024	11.96	12.08	11.96	12.03	12.03	---	---	---	12.77	---	6	10	5,226
				September 2024	---	---	---	---	12.74	---	---	---	---	---	---	---	---
				December 2024	---	---	---	---	12.81	---	---	---	---	---	---	---	---
				March 2025	---	---	---	---	12.87	---	---	---	---	---	---	---	---
<b>ALPHA SERVICES HOLD (CR)</b>				(Contract Size: 100 Securities, Physical Delivery)													
1.684	1.641	1.648	-1.58%	June 2024	1.70	1.71	1.66	1.66	1.66	---	---	---	1.82	---	177	6,959	185,106
				September 2024	---	---	---	---	1.69	---	---	---	---	---	---	---	---
				December 2024	---	---	---	---	1.70	---	---	---	---	---	---	---	---
				March 2025	---	---	---	---	1.71	---	---	---	---	---	---	---	---
<b>ATHENS INTL AIRPORT (CR)</b>				(Contract Size: 100 Securities, Physical Delivery)													
8.601	8.542	8.58	-0.23%	June 2024	8.44	8.45	8.40	8.40	8.40	---	---	---	8.65	8.40	7	31	595
				September 2024	---	---	---	---	8.69	---	---	---	---	---	---	---	---
				December 2024	---	---	---	---	8.73	---	---	---	---	---	---	---	---
				March 2025	---	---	---	---	8.77	---	---	---	---	---	---	---	---
<b>AUTOHELLAS SA (CR)</b>				(Contract Size: 100 Securities, Physical Delivery)													
13.48	13.26	13.26	-1.04%	June 2024	---	---	---	---	12.82	---	---	---	13.67	---	---	---	236
				September 2024	---	---	---	---	13.53	---	---	---	---	---	---	---	---
				December 2024	---	---	---	---	13.60	---	---	---	---	---	---	---	---
				March 2025	---	---	---	---	13.67	---	---	---	---	---	---	---	---
<b>AVAX S.A. (CR)</b>				(Contract Size: 100 Securities, Physical Delivery)													
1.632	1.594	1.61	-0.62%	June 2024	1.63	1.63	1.63	1.63	1.63	---	---	---	1.72	---	2	10	895
				September 2024	---	---	---	---	1.64	---	---	---	---	---	---	---	---
				December 2024	---	---	---	---	1.64	---	---	---	---	---	---	---	---
				March 2025	---	---	---	---	1.65	---	---	---	---	---	---	---	---
<b>CC HBC AG (CR)</b>				(Contract Size: 100 Securities, Physical Delivery)													
29.67	29.25	29.37	0.96%	June 2024	28.78	29.06	28.57	28.60	28.60	---	---	---	29.10	---	7	16	61
				September 2024	---	---	---	---	29.38	---	---	---	---	---	---	---	---
				December 2024	---	---	---	---	29.52	---	---	---	---	---	---	---	---
				March 2025	---	---	---	---	29.67	---	---	---	---	---	---	---	---

Derivatives notes

Fixing prices and final open positions can be retrieved from the following path <http://www.helex.gr/el/web/guest/statistics-end-of-day-derivatives>

Underlying Asset				Derivatives Market													
Price max	Price min	Closing price	change	Delivery Month	Open price	Price max	Price min	Last price	Closing price	Last Bid	Last Ask	Fixing price*	Life high	Life low	Trades	Volume	Open Interest
<b>CENERGY HOLDINGS (CB)</b>																	
(Contract Size: 100 Securities, Physical Delivery)																	
7.16	7.07	7.13	0.42%	June 2024	---	---	---	---	7.20	---	---	---	7.61	---	---	---	4,943
				September 2024	---	---	---	---	7.17	---	---	---	---	---	---	---	---
				December 2024	---	---	---	---	7.21	---	---	---	---	---	---	---	---
				March 2025	---	---	---	---	7.24	---	---	---	---	---	---	---	---
<b>ELLAKTOR (CR)</b>																	
(Contract Size: 100 Securities, Physical Delivery)																	
2.645	2.55	2.64	3.53%	June 2024	2.59	2.68	2.59	2.68	2.68	---	---	---	2.70	---	117	705	5,389
				September 2024	---	---	---	---	2.58	---	---	---	---	---	---	---	---
				December 2024	---	---	---	---	2.59	---	---	---	---	---	---	---	---
				March 2025	---	---	---	---	2.60	---	---	---	---	---	---	---	---
<b>ELVALHALCOR (CR)</b>																	
(Contract Size: 100 Securities, Physical Delivery)																	
2.015	1.968	1.97	-0.40%	June 2024	2.01	2.01	2.00	2.01	2.01	---	---	---	2.28	---	5	23	4,234
				September 2024	---	---	---	---	2.00	---	---	---	---	---	---	---	---
				December 2024	---	---	---	---	2.01	---	---	---	---	---	---	---	---
				March 2025	---	---	---	---	2.02	---	---	---	---	---	---	---	---
<b>EUROBANK HOLDINGS (CR)</b>																	
(Contract Size: 100 Securities, Physical Delivery)																	
1.8085	1.7735	1.788	-0.67%	June 2024	1.82	1.82	1.79	1.80	1.80	---	---	---	2.00	---	52	1,772	44,081
				September 2024	---	---	---	---	1.82	---	---	---	---	---	---	---	---
				December 2024	---	---	---	---	1.83	---	---	---	---	---	---	---	---
				March 2025	---	---	---	---	1.84	---	---	---	---	---	---	---	---
<b>EYDAP S.A. (CR)</b>																	
(Contract Size: 100 Securities, Physical Delivery)																	
5.97	5.84	5.95	-0.67%	June 2024	5.90	5.94	5.88	5.89	5.89	---	---	---	6.10	---	10	31	4,323
				September 2024	---	---	---	---	6.05	---	---	---	---	---	---	---	---
				December 2024	---	---	---	---	6.08	---	---	---	---	---	---	---	---
				March 2025	---	---	---	---	6.11	---	---	---	---	---	---	---	---
<b>FOURLIS (CR)</b>																	
(Contract Size: 100 Securities, Physical Delivery)																	
4.28	4.23	4.265	-0.58%	June 2024	4.28	4.28	4.28	4.28	4.28	---	---	---	4.38	---	1	3	1,127
				September 2024	---	---	---	---	4.33	---	---	---	---	---	---	---	---
				December 2024	---	---	---	---	4.35	---	---	---	---	---	---	---	---
				March 2025	---	---	---	---	4.38	---	---	---	---	---	---	---	---
<b>GEK TERNA (CR)</b>																	
(Contract Size: 100 Securities, Physical Delivery)																	
16.84	16.64	16.8	0.36%	June 2024	16.87	17.00	16.85	16.95	16.95	---	---	---	17.10	---	21	159	15,615
				September 2024	---	---	---	---	16.91	---	---	---	---	---	---	---	---
				December 2024	---	---	---	---	16.99	---	---	---	---	---	---	---	---
				March 2025	---	---	---	---	17.07	---	---	---	---	---	---	---	---

Derivatives notes

Fixing prices and final open positions can be retrieved from the following path <http://www.helex.gr/el/web/guest/statistics-end-of-day-derivatives>



Underlying Asset				Derivatives Market													
Price max	Price min	Closing price	change	Delivery Month	Open price	Price max	Price min	Last price	Closing price	Last Bid	Last Ask	Fixing price*	Life high	Life low	Trades	Volume	Open Interest
<b>HELLENIC EXCHANGES-A.S.E. (CR)</b>				(Contract Size: 100 Securities, Physical Delivery)													
5.5	5.43	5.45	0.74%	June 2024	5.50	5.55	5.50	5.54	5.54	---	---	---	5.71	---	19	90	8,968
				September 2024	---	---	---	---	5.46	---	---	---	---	---	---	---	---
				December 2024	---	---	---	---	5.49	---	---	---	---	---	---	---	---
				March 2025	---	---	---	---	5.52	---	---	---	---	---	---	---	---
<b>HELLENIQ ENERGY (CR)</b>				(Contract Size: 100 Securities, Physical Delivery)													
8.64	8.46	8.52	-0.58%	June 2024	8.74	8.74	8.60	8.65	8.65	---	---	---	8.80	---	19	98	5,684
				September 2024	---	---	---	---	8.65	---	---	---	---	---	---	---	---
				December 2024	---	---	---	---	8.70	---	---	---	---	---	---	---	---
				March 2025	---	---	---	---	8.74	---	---	---	---	---	---	---	---
<b>INTRACOM HOLDINGS (CR)</b>				(Contract Size: 100 Securities, Physical Delivery)													
3.77	3.67	3.68	-0.14%	June 2024	3.81	3.81	3.72	3.73	3.73	---	---	---	4.30	---	35	176	8,208
				September 2024	---	---	---	---	3.72	---	---	---	---	---	---	---	---
				December 2024	---	---	---	---	3.74	---	---	---	---	---	---	---	---
				March 2025	---	---	---	---	3.76	---	---	---	---	---	---	---	---
<b>INTRAKAT (CR)</b>				(Contract Size: 100 Securities, Physical Delivery)													
5.49	5.3	5.41	-0.55%	June 2024	5.29	5.37	5.29	5.37	5.37	---	---	---	5.66	---	9	238	2,836
				September 2024	---	---	---	---	5.49	---	---	---	---	---	---	---	---
				December 2024	---	---	---	---	5.52	---	---	---	---	---	---	---	---
				March 2025	---	---	---	---	5.55	---	---	---	---	---	---	---	---
<b>JUMBO SA (CR)</b>				(Contract Size: 100 Securities, Physical Delivery)													
26.34	26.08	26.26	0.46%	June 2024	26.35	26.35	26.31	26.31	26.31	---	---	---	27.03	---	3	13	484
				September 2024	---	---	---	---	26.40	---	---	---	---	---	---	---	---
				December 2024	---	---	---	---	26.53	---	---	---	---	---	---	---	---
				March 2025	---	---	---	---	26.66	---	---	---	---	---	---	---	---
<b>LAMDA DEVELOPMENT SA (CR)</b>				(Contract Size: 100 Securities, Physical Delivery)													
6.78	6.68	6.725	-0.15%	June 2024	6.82	6.82	6.78	6.78	6.78	---	---	---	7.20	---	22	72	5,861
				September 2024	---	---	---	---	6.80	---	---	---	---	---	---	---	---
				December 2024	---	---	---	---	6.84	---	---	---	---	---	---	---	---
				March 2025	---	---	---	---	6.87	---	---	---	---	---	---	---	---
<b>MIG (CR)</b>				(Contract Size: 100 Securities, Physical Delivery)													
4.12	4.07	4.1	-0.49%	June 2024	4.14	4.14	4.14	4.14	4.14	---	---	---	4.25	---	1	5	97
				September 2024	---	---	---	---	4.16	---	---	---	---	---	---	---	---
				December 2024	---	---	---	---	4.18	---	---	---	---	---	---	---	---
				March 2025	---	---	---	---	4.20	---	---	---	---	---	---	---	---

Derivatives notes

Fixing prices and final open positions can be retrieved from the following path <http://www.helex.gr/el/web/guest/statistics-end-of-day-derivatives>

Underlying Asset				Derivatives Market														
Price max	Price min	Closing price	change	Delivery Month	Open price	Price max	Price min	Last price	Closing price	Last Bid	Last Ask	Fixing price*	Life high	Life low	Trades	Volume	Open Interest	
<b>MOTOR OIL (CR)</b>																		
27.78	27	27.24	-1.38%															(Contract Size: 100 Securities, Physical Delivery)
				June 2024	27.43	27.43	27.35	27.35	27.35	---	---	---	27.99	---	4	13	375	
				September 2024	---	---	---	---	27.89	---	---	---	---	---	---	---	---	
				December 2024	---	---	---	---	28.03	---	---	---	---	---	---	---	---	
				March 2025	---	---	---	---	28.17	---	---	---	---	---	---	---	---	
<b>MYTILINEOS (CR)</b>																		
36.3	35.68	35.84	-0.06%															(Contract Size: 100 Securities, Physical Delivery)
				June 2024	36.69	36.70	36.10	36.15	36.15	---	---	---	37.32	---	49	89	4,446	
				September 2024	---	---	---	---	36.21	---	---	---	---	---	---	---	---	
				December 2024	---	---	---	---	36.40	---	---	---	---	---	---	---	---	
				March 2025	---	---	---	---	36.58	---	---	---	---	---	---	---	---	
<b>NATIONAL BANK (CR)</b>																		
7.45	7.34	7.34	-1.48%															(Contract Size: 100 Securities, Physical Delivery)
				June 2024	7.47	7.47	7.36	7.36	7.36	---	---	---	7.55	---	43	344	14,911	
				September 2024	---	---	---	---	7.52	---	---	---	---	---	---	---	---	
				December 2024	---	---	---	---	7.56	---	---	---	---	---	---	---	---	
				March 2025	---	---	---	---	7.60	---	---	---	---	---	---	---	---	
<b>OPAP (CR)</b>																		
16.51	16.25	16.26	0.06%															(Contract Size: 100 Securities, Physical Delivery)
				June 2024	---	---	---	---	15.91	---	---	---	16.99	---	---	---	899	
				September 2024	---	---	---	---	16.41	---	---	---	---	---	---	---	---	
				December 2024	---	---	---	---	16.49	---	---	---	---	---	---	---	---	
				March 2025	---	---	---	---	16.58	---	---	---	---	---	---	---	---	
<b>OPTIMA BANK (CR)</b>																		
7.98	7.9	7.9	-0.75%															(Contract Size: 100 Securities, Physical Delivery)
				June 2024	7.89	7.89	7.88	7.89	7.89	---	---	---	7.89	---	6	30	15	
				September 2024	---	---	---	---	8.04	---	---	---	---	---	---	---	---	
				December 2024	---	---	---	---	8.08	---	---	---	---	---	---	---	---	
				March 2025	---	---	---	---	8.12	---	---	---	---	---	---	---	---	
<b>OTE (CR)</b>																		
13.66	13.38	13.53	0.44%															(Contract Size: 100 Securities, Physical Delivery)
				June 2024	13.70	13.78	13.56	13.78	13.78	---	---	---	14.07	---	21	54	7,174	
				September 2024	---	---	---	---	13.60	---	---	---	---	---	---	---	---	
				December 2024	---	---	---	---	13.67	---	---	---	---	---	---	---	---	
				March 2025	---	---	---	---	13.74	---	---	---	---	---	---	---	---	
<b>P.P.A. S.A. (CR)</b>																		
28	27.25	28	2.38%															(Contract Size: 100 Securities, Physical Delivery)
				June 2024	27.39	27.72	27.34	27.72	27.72	---	---	---	27.80	---	3	12	105	
				September 2024	---	---	---	---	27.62	---	---	---	---	---	---	---	---	
				December 2024	---	---	---	---	27.76	---	---	---	---	---	---	---	---	
				March 2025	---	---	---	---	27.90	---	---	---	---	---	---	---	---	

Derivatives notes

Fixing prices and final open positions can be retrieved from the following path <http://www.helex.gr/el/web/guest/statistics-end-of-day-derivatives>

Underlying Asset				Derivatives Market													
Price max	Price min	Closing price	change	Delivery Month	Open price	Price max	Price min	Last price	Closing price	Last Bid	Last Ask	Fixing price*	Life high	Life low	Trades	Volume	Open Interest
<b>PIRAEUS FINANCIAL HOLD (CR)</b>																	
(Contract Size: 100 Securities, Physical Delivery)																	
3.934	3.784	3.832	-1.29%	June 2024	3.92	3.97	3.84	3.87	3.87	---	---	---	4.26	---	185	2,594	78,295
				September 2024	---	---	---	---	3.89	---	---	---	4.05	---	---	---	2
				December 2024	---	---	---	---	3.94	---	---	---	---	---	---	---	---
				March 2025	---	---	---	---	3.96	---	---	---	---	---	---	---	---
<b>PPC (CR)</b>																	
(Contract Size: 100 Securities, Physical Delivery)																	
11.7	11.44	11.46	-0.78%	June 2024	11.73	11.85	11.60	11.62	11.62	---	---	---	12.75	---	86	386	29,721
				September 2024	---	---	---	---	11.66	---	---	---	---	---	---	---	---
				December 2024	---	---	---	---	11.72	---	---	---	---	---	---	---	---
				March 2025	---	---	---	---	11.78	---	---	---	---	---	---	---	---
<b>QUEST HOLDINGS (CR)</b>																	
(Contract Size: 100 Securities, Physical Delivery)																	
5.91	5.8	5.81	0.17%	June 2024	5.86	5.86	5.86	5.86	5.86	---	---	---	6.29	---	2	2	192
				September 2024	---	---	---	---	5.86	---	---	---	---	---	---	---	---
				December 2024	---	---	---	---	5.89	---	---	---	---	---	---	---	---
				March 2025	---	---	---	---	5.92	---	---	---	---	---	---	---	---
<b>TERNA ENERGY (CR)</b>																	
(Contract Size: 100 Securities, Physical Delivery)																	
18	17.71	17.74	-0.89%	June 2024	18.13	18.22	17.98	17.98	17.98	---	---	---	18.56	---	103	564	27,977
				September 2024	---	---	---	---	18.08	---	---	---	---	---	---	---	---
				December 2024	---	---	---	---	18.17	---	---	---	---	---	---	---	---
				March 2025	---	---	---	---	18.26	---	---	---	---	---	---	---	---
<b>TITAN CEMENT (CB)</b>																	
(Contract Size: 100 Securities, Physical Delivery)																	
26.7	26.4	26.55	0.00%	June 2024	26.70	26.70	26.43	26.43	26.43	---	---	---	26.96	---	2	3	163
				September 2024	---	---	---	---	26.81	---	---	---	---	---	---	---	---
				December 2024	---	---	---	---	26.95	---	---	---	---	---	---	---	---
				March 2025	---	---	---	---	27.08	---	---	---	---	---	---	---	---
<b>VIOHALCO SA/NV (CB)</b>																	
(Contract Size: 100 Securities, Physical Delivery)																	
5.6	5.51	5.6	1.63%	June 2024	5.63	5.65	5.60	5.65	5.65	---	---	---	6.43	---	10	47	5,330
				September 2024	---	---	---	---	5.56	---	---	---	---	---	---	---	---
				December 2024	---	---	---	---	5.59	---	---	---	---	---	---	---	---
				March 2025	---	---	---	---	5.62	---	---	---	---	---	---	---	---

Derivatives notes

Fixing prices and final open positions can be retrieved from the following path <http://www.helex.gr/el/web/guest/statistics-end-of-day-derivatives>

FTSE/Athex Large Cap

(Trade Unit: 1 Index Point x 2€ - Exercise Style: European, Cash Settlement)

Call Options																Put Options																
Exercise Price	April 2024							May 2024							Other Months		April 2024						May 2024					Other Months		Exercise Price		
	Open price	Price max	Price min	Last price	Closing price	Volume	Open Interest	Open price	Price max	Price min	Last price	Closing price	Volume	Open Interest	Volume	Open Interest	Open price	Price max	Price min	Last price	Closing price	Volume	Open Interest	Open price	Price max	Price min	Last price	Closing price	Volume		Open Interest	Volume
2,450	-	-	-	-	-	-	-	-	-	-	-	-	-	-	-	-	-	-	-	-	-	-	-	-	-	-	-	-	-	-	-	2,450
2,500	-	-	-	-	-	-	-	-	-	-	-	-	-	-	-	-	-	-	-	-	-	-	-	-	-	-	-	-	-	-	-	2,500
2,550	-	-	-	-	-	-	-	-	-	-	-	-	-	-	-	-	-	-	-	-	-	-	-	-	-	-	-	-	-	-	-	2,550
2,600	-	-	-	-	-	-	-	-	-	-	-	-	-	-	-	-	-	-	-	-	-	-	-	-	-	-	-	-	-	-	-	2,600
2,650	-	-	-	-	-	-	-	-	-	-	-	-	-	-	-	-	-	-	-	-	-	-	-	-	-	-	-	-	-	-	-	2,650
2,700	-	-	-	-	-	-	-	-	-	-	-	-	-	-	-	-	-	-	-	-	-	-	-	-	-	-	-	-	-	-	-	2,700
2,750	-	-	-	-	-	-	-	-	-	-	-	-	-	-	-	-	-	-	-	-	-	-	-	-	-	-	-	-	-	-	-	2,750
2,800	-	-	-	-	-	-	-	-	-	-	-	-	-	-	-	-	-	-	-	-	-	-	-	-	-	-	-	-	-	-	-	2,800
2,850	-	-	-	-	-	-	-	-	-	-	-	-	-	-	-	-	-	-	-	-	-	-	-	-	-	-	-	-	-	-	-	2,850
2,900	-	-	-	-	-	-	-	-	-	-	-	-	-	-	-	-	-	-	-	-	-	-	-	-	-	-	-	-	-	-	-	2,900
2,950	-	-	-	-	-	-	-	-	-	-	-	-	-	-	-	-	-	-	-	-	-	-	-	-	-	-	-	-	-	-	-	2,950
3,000	0.00	0.00	0.00	-	428.00	-	-	-	-	-	-	-	-	-	-	0.00	0.00	0.00	-	0.09	-	-	-	-	-	-	-	-	-	-	-	3,000
3,050	0.00	0.00	0.00	-	379.00	-	-	-	-	-	-	-	-	-	-	0.00	0.00	0.00	-	0.29	-	-	-	-	-	-	-	-	-	-	-	3,050
3,100	0.00	0.00	0.00	-	329.00	-	-	0.00	0.00	0.00	-	332.00	-	-	-	0.00	0.00	0.00	-	0.81	-	-	0.00	0.00	0.00	-	7.30	-	-	-	3,100	
3,150	0.00	0.00	0.00	-	280.00	-	-	0.00	0.00	0.00	-	287.00	-	-	-	0.00	0.00	0.00	-	2.10	-	-	0.00	0.00	0.00	-	12.00	-	-	-	3,150	
3,200	0.00	0.00	0.00	-	233.00	-	-	0.00	0.00	0.00	-	245.00	-	-	-	0.00	0.00	0.00	-	4.70	-	-	0.00	0.00	0.00	-	19.25	-	-	-	3,200	
3,250	0.00	0.00	0.00	-	188.00	-	-	0.00	0.00	0.00	-	205.00	-	-	8.50	0.00	7.50	7.50	7.50	50	30	0.00	0.00	0.00	-	29.25	-	-	-	3,250		
3,300	0.00	0.00	0.00	-	147.00	-	25	0.00	0.00	0.00	-	168.00	-	-	0.00	0.00	0.00	-	18.00	-	40	0.00	0.00	0.00	-	42.50	-	-	-	3,300		
3,350	0.00	0.00	0.00	-	110.00	-	5	0.00	0.00	0.00	-	135.00	-	20	25.00	0.00	24.25	24.25	24.25	40	67	59.00	62.00	55.00	62.00	62.00	7	20	-	3,350		
3,400	73.00	73.00	73.00	73.00	73.00	1	21	0.00	0.00	0.00	-	107.00	-	40	0.00	73.00	0.00	-	50.00	-	102	0.00	0.00	0.00	-	81.00	-	1	-	3,400		
3,450	42.50	42.50	42.50	42.50	42.50	1	42	0.00	0.00	0.00	-	82.50	-	20	0.00	42.50	0.00	-	75.00	-	82	0.00	0.00	0.00	-	107.00	-	40	-	3,450		
3,500	0.00	0.00	0.00	-	34.75	-	28	0.00	0.00	0.00	-	62.50	-	-	0.00	0.00	0.00	-	106.00	-	41	0.00	0.00	0.00	-	136.00	-	-	-	3,500		
3,550	0.00	0.00	0.00	-	21.25	-	27	0.00	0.00	0.00	-	46.00	-	-	0.00	0.00	0.00	-	142.00	-	40	0.00	0.00	0.00	-	170.00	-	-	-	3,550		
3,600	10.00	10.00	10.00	10.00	10.00	12	17	0.00	0.00	0.00	-	33.25	-	-	0.00	10.00	0.00	-	183.00	-	-	0.00	0.00	0.00	-	207.00	-	-	-	3,600		
3,650	0.00	0.00	0.00	-	6.80	-	-	0.00	0.00	0.00	-	23.50	-	-	0.00	0.00	0.00	-	228.00	-	-	0.00	0.00	0.00	-	247.00	-	-	-	3,650		
3,700	0.00	0.00	0.00	-	3.50	-	-	0.00	0.00	0.00	-	16.25	-	-	0.00	0.00	0.00	-	274.00	-	-	0.00	0.00	0.00	-	289.00	-	-	-	3,700		
3,750	0.00	0.00	0.00	-	1.70	-	-	0.00	0.00	0.00	-	10.75	-	-	0.00	0.00	0.00	-	323.00	-	-	0.00	0.00	0.00	-	334.00	-	-	-	3,750		
Totals:						14	165					0	80	0	0					90	402				7	61	0	0				
Number of Trades:						4						0		0						4					5		0					

ALPHA SERVICES HOLD (CR)

(Contract Size: 100 Securities, Exercise Style: American, Physical Delivery)

Call Options														Put Options																			
April 2024							May 2024							Other Months		April 2024							May 2024							Other Months		Exercise Price	
Open price	Price max	Price min	Last price	Closing price	Volume	Open Interest	Open price	Price max	Price min	Last price	Closing price	Volume	Open Interest	Volume	Open Interest	Open price	Price max	Price min	Last price	Closing price	Volume	Open Interest	Open price	Price max	Price min	Last price	Closing price	Volume	Open Interest	Volume	Open Interest		
0.850					-	-						-	-									-	-									0.009	
0.900					-	-						-	-									-	-									0.009	
0.950					-	-						-	-									-	-									0.010	
1.000					-	-						-	-									-	-									0.010	
1.100	0.000	0.000	0.000	0.571	-	-						-	-			0.000	0.000	0.000	0.001	-	-											0.011	
1.200	0.000	0.000	0.000	0.472	-	-	0.000	0.000	0.000	0.474	-	-				0.000	0.000	0.000	0.001	-	-	0.000	0.000	0.000	0.001	-	-					0.012	
1.300	0.000	0.000	0.000	0.372	-	-	0.000	0.000	0.000	0.375	-	-				0.000	0.000	0.000	0.001	-	-	0.000	0.000	0.000	0.001	-	-					0.013	
1.400	0.000	0.000	0.000	0.273	-	-	0.000	0.000	0.000	0.279	-	-				0.000	0.000	0.000	0.001	-	-	0.000	0.000	0.000	0.005	-	-					0.014	
1.500	0.000	0.000	0.000	0.179	-	-	0.000	0.000	0.000	0.191	-	-				0.000	0.000	0.000	0.007	-	-	0.000	0.000	0.000	0.017	-	-					0.015	
1.600	0.000	0.000	0.000	0.100	-	-	0.000	0.000	0.000	0.119	-	-				0.000	0.000	0.000	0.028	-	-	0.000	0.000	0.000	0.044	-	-					0.016	
1.700	0.000	0.000	0.000	0.046	-	-	0.000	0.000	0.000	0.066	-	-				0.000	0.000	0.000	0.073	-	-	0.000	0.000	0.000	0.092	-	-					0.017	
1.800	0.000	0.000	0.000	0.016	-	-	0.000	0.000	0.000	0.033	-	-				0.000	0.000	0.000	0.144	-	-	0.000	0.000	0.000	0.158	-	-					0.018	
1.900	0.000	0.000	0.000	0.005	-	-	0.000	0.000	0.000	0.014	-	-				0.000	0.000	0.000	0.233	-	-	0.000	0.000	0.000	0.240	-	-					0.019	
2.000	0.000	0.000	0.000	0.001	-	-	0.000	0.000	0.000	0.006	-	-				0.000	0.000	0.000	0.330	-	-	0.000	0.000	0.000	0.333	-	-					0.020	
2.200	0.000	0.000	0.000	0.001	-	-	0.000	0.000	0.000	0.001	-	-				0.000	0.000	0.000	0.530	-	-	0.000	0.000	0.000	0.530	-	-					0.022	
2.400	0.000	0.000	0.000	0.001	-	-	0.000	0.000	0.000	0.001	-	-				0.000	0.000	0.000	0.730	-	-	0.000	0.000	0.000	0.730	-	-					0.024	
2.600	0.000	0.000	0.000	0.001	-	-	0.000	0.000	0.000	0.001	-	-				0.000	0.000	0.000	0.930	-	-	0.000	0.000	0.000	0.930	-	-					0.026	
Totals:					0	0					0	0		0	0						0	0							0	0			
Number of Trades:					0						0			0								0.00						0				0	

NATIONAL BANK (CR)

(Contract Size: 100 Securities, Exercise Style: American, Physical Delivery)

Call Options															Put Options																	
April 2024							May 2024							Other Months		April 2024					May 2024					Other Months		Exercise Price				
Open price	Price max	Price min	Last price	Closing price	Volume	Open Interest	Open price	Price max	Price min	Last price	Closing price	Volume	Open Interest	Volume	Open Interest	Open price	Price max	Price min	Last price	Closing price	Volume	Open Interest	Open price	Price max	Price min	Last price	Closing price		Volume	Open Interest	Volume	Open Interest
3.400					-	-						-	-									-	-									0.034
3.600					-	-						-	-									-	-									0.036
3.800					-	-						-	-									-	-									0.038
4.000					-	-						-	-									-	-									0.040
4.400					-	-						-	-									-	-									0.044
4.800	0.000	0.000	0.000		2.66	-	-	0.000	0.000	0.000		2.66	-	-		0.000	0.000	0.000		0.001	-	-		0.000	0.000	0.000		0.001	-	-		0.048
5.200	0.000	0.000	0.000		2.26	-	-	0.000	0.000	0.000		2.27	-	-		0.000	0.000	0.000		0.001	-	-		0.000	0.000	0.000		0.001	-	-		0.052
5.600	0.000	0.000	0.000		1.86	-	-	0.000	0.000	0.000		1.87	-	-		0.000	0.000	0.000		0.001	-	-		0.000	0.000	0.000		0.002	-	-		0.056
6.000	0.000	0.000	0.000		1.46	-	-	0.000	0.000	0.000		1.48	-	-		0.000	0.000	0.000		0.001	-	-		0.000	0.000	0.000		0.010	-	-		0.060
6.400	0.000	0.000	0.000		1.06	-	-	0.000	0.000	0.000		1.10	-	-		0.000	0.000	0.000		0.004	-	-		0.000	0.000	0.000		0.036	-	-		0.064
6.800	0.000	0.000	0.000		0.686	-	-	0.000	0.000	0.000		0.771	-	-		0.000	0.000	0.000		0.027	-	-		0.000	0.000	0.000		0.102	-	-		0.068
7.200	0.000	0.000	0.000		0.372	-	30	0.000	0.000	0.000		0.495	-	-		0.000	0.000	0.000		0.112	-	-		0.000	0.000	0.000		0.225	-	-		0.072
7.600	0.000	0.000	0.000		0.159	-	-	0.000	0.000	0.000		0.295	-	-		0.000	0.000	0.000		0.300	-	-		0.000	0.000	0.000		0.424	-	-		0.076
8.000	0.000	0.000	0.000		0.054	-	-	0.000	0.000	0.000		0.158	-	-		0.000	0.000	0.000		0.595	-	-		0.000	0.000	0.000		0.689	-	-		0.080
8.400	0.000	0.000	0.000		0.014	-	-	0.000	0.000	0.000		0.079	-	-		0.000	0.000	0.000		0.957	-	-		0.000	0.000	0.000		1.01	-	-		0.084
8.800	0.000	0.000	0.000		0.003	-	-	0.000	0.000	0.000		0.035	-	-		0.000	0.000	0.000		1.35	-	-		0.000	0.000	0.000		1.37	-	-		0.088
9.200	0.000	0.000	0.000		0.001	-	-	0.000	0.000	0.000		0.015	-	-		0.000	0.000	0.000		1.75	-	-		0.000	0.000	0.000		1.75	-	-		0.092
9.600	0.000	0.000	0.000		0.001	-	-	0.000	0.000	0.000		0.006	-	-		0.000	0.000	0.000		2.15	-	-		0.000	0.000	0.000		2.15	-	-		0.096
Totals:					0	30						0	0									0	0									324
Number of Trades:					0							0	0									0.00									0	

OPAP (CR)

(Contract Size: 100 Securities, Exercise Style: American, Physical Delivery)

Exercise Price	Call Options														Put Options														Exercise Price			
	April 2024						May 2024						Other Months		April 2024						May 2024						Other Months					
	Open price	Price max	Price min	Last price	Closing price	Volume	Open Interest	Open price	Price max	Price min	Last price	Closing price	Volume	Open Interest	Volume	Open Interest	Open price	Price max	Price min	Last price	Closing price	Volume	Open Interest	Open price	Price max	Price min	Last price	Closing price		Volume	Open Interest	Volume
9.600						-	-							-	-								-	-								0.096
10.000						-	-							-	-								-	-								0.100
11.000	0.000	0.000	0.000		5.26	-	-	0.000	0.000	0.000		5.28	-	-		0.000	0.000	0.000		0.001	-	-		0.000	0.000	0.000		0.001	-	-	0.110	
12.000	0.000	0.000	0.000		4.27	-	-	0.000	0.000	0.000		4.28	-	-		0.000	0.000	0.000		0.001	-	-		0.000	0.000	0.000		0.001	-	-	0.120	
13.000	0.000	0.000	0.000		3.27	-	-	0.000	0.000	0.000		3.29	-	-		0.000	0.000	0.000		0.001	-	-		0.000	0.000	0.000		0.004	-	-	0.130	
14.000	0.000	0.000	0.000		2.27	-	-	0.000	0.000	0.000		2.32	-	-		0.000	0.000	0.000		0.001	-	-		0.000	0.000	0.000		0.033	-	-	0.140	
15.000	0.000	0.000	0.000		1.30	-	-	0.000	0.000	0.000		1.45	-	-		0.000	0.000	0.000		0.034	-	-		0.000	0.000	0.000		0.153	-	-	0.150	
16.000	0.000	0.000	0.000		0.526	-	-	0.000	0.000	0.000		0.770	-	-		0.000	0.000	0.000		0.256	-	21		0.000	0.000	0.000		0.476	-	-	0.160	
17.000	0.000	0.000	0.000		0.128	-	1	0.000	0.000	0.000		0.339	-	-		0.000	0.000	0.000		0.860	-	70		0.000	0.000	0.000		1.05	-	-	0.170	
18.000	0.000	0.000	0.000		0.017	-	-	0.000	0.000	0.000		0.122	-	-		0.000	0.000	0.000		1.76	-	-		0.000	0.000	0.000		1.83	-	-	0.180	
19.000	0.000	0.000	0.000		0.001	-	-	0.000	0.000	0.000		0.036	-	-		0.000	0.000	0.000		2.75	-	-		0.000	0.000	0.000		2.76	-	-	0.190	
20.000	0.000	0.000	0.000		0.001	-	-	0.000	0.000	0.000		0.009	-	-		0.000	0.000	0.000		3.75	-	-		0.000	0.000	0.000		3.75	-	-	0.200	
22.000	0.000	0.000	0.000		0.001	-	-	0.000	0.000	0.000		0.001	-	-		0.000	0.000	0.000		5.75	-	-		0.000	0.000	0.000		5.75	-	-	0.220	
24.000	0.000	0.000	0.000		0.001	-	-	0.000	0.000	0.000		0.001	-	-		0.000	0.000	0.000		7.75	-	-		0.000	0.000	0.000		7.75	-	-	0.240	
Totals:						0	1					0	0	0	0							0	91					0	0	0	0	
Number of Trades:						0						0		0								0.00						0		0		

OTE (CR)

(Contract Size: 100 Securities, Exercise Style: American, Physical Delivery)

Call Options														Put Options																			
Exercise Price	April 2024						May 2024						Other Months		April 2024						May 2024						Other Months		Exercise Price				
	Open price	Price max	Price min	Last price	Closing price	Volume	Open Interest	Open price	Price max	Price min	Last price	Closing price	Volume	Open Interest	Volume	Open Interest	Open price	Price max	Price min	Last price	Closing price	Volume	Open Interest	Open price	Price max	Price min	Last price	Closing price		Volume	Open Interest	Volume	Open Interest
9.200	0.000	0.000	0.000		4.28	-	-	0.000	0.000	0.000		4.30	-	-			0.000	0.000	0.000		0.001	-	-	0.000	0.000	0.000		0.001	-	-			0.092
9.600	0.000	0.000	0.000		3.88	-	-	0.000	0.000	0.000		3.90	-	-			0.000	0.000	0.000		0.001	-	-	0.000	0.000	0.000		0.001	-	-			0.096
10.000	0.000	0.000	0.000		3.48	-	-	0.000	0.000	0.000		3.50	-	-			0.000	0.000	0.000		0.001	-	-	0.000	0.000	0.000		0.001	-	-			0.100
11.000	0.000	0.000	0.000		2.48	-	-	0.000	0.000	0.000		2.51	-	-			0.000	0.000	0.000		0.001	-	-	0.000	0.000	0.000		0.003	-	-			0.110
12.000	0.000	0.000	0.000		1.49	-	-	0.000	0.000	0.000		1.55	-	-			0.000	0.000	0.000		0.008	-	-	0.000	0.000	0.000		0.047	-	-			0.120
13.000	0.000	0.000	0.000		0.623	-	-	0.000	0.000	0.000		0.764	-	-			0.000	0.000	0.000		0.136	-	71	0.000	0.000	0.000		0.258	-	-			0.130
14.000	0.000	0.000	0.000		0.141	-	-	0.000	0.000	0.000		0.278	-	-			0.000	0.000	0.000		0.655	-	-	0.000	0.000	0.000		0.773	-	-			0.140
15.000	0.000	0.000	0.000		0.014	-	-	0.000	0.000	0.000		0.072	-	-			0.000	0.000	0.000		1.54	-	-	0.000	0.000	0.000		1.57	-	-			0.150
16.000	0.000	0.000	0.000		0.001	-	-	0.000	0.000	0.000		0.013	-	-			0.000	0.000	0.000		2.53	-	-	0.000	0.000	0.000		2.53	-	-			0.160
17.000	0.000	0.000	0.000		0.001	-	-	0.000	0.000	0.000		0.002	-	-			0.000	0.000	0.000		3.53	-	-	0.000	0.000	0.000		3.53	-	-			0.170
18.000	0.000	0.000	0.000		0.001	-	-	0.000	0.000	0.000		0.001	-	-			0.000	0.000	0.000		4.53	-	-	0.000	0.000	0.000		4.53	-	-			0.180
19.000	0.000	0.000	0.000		0.001	-	-	0.000	0.000	0.000		0.001	-	-			0.000	0.000	0.000		5.53	-	-	0.000	0.000	0.000		5.53	-	-			0.190
20.000						-	-						-	-								-	-					-	-			0.200	
22.000						-	-						-	-								-	-					-	-			0.220	
Totals:						0	0					0	0		0	0					0	71					0	0		0	0		
Number of Trades:						0						0			0						0.00						0			0			



PIRAEUS FINANCIAL HOLD (CR)

(Contract Size: 100 Securities, Exercise Style: American, Physical Delivery)

Call Options														Put Options																		
April 2024							May 2024							Other Months		April 2024							May 2024							Other Months		Exercise Price
Open price	Price max	Price min	Last price	Closing price	Volume	Open Interest	Open price	Price max	Price min	Last price	Closing price	Volume	Open Interest	Volume	Open Interest	Open price	Price max	Price min	Last price	Closing price	Volume	Open Interest	Open price	Price max	Price min	Last price	Closing price	Volume	Open Interest	Volume	Open Interest	
1.800					-	-						-	-									-	-									0.018
1.900					-	-						-	-									-	-									0.019
2.000					-	-						-	-									-	-									0.020
2.200					-	-						-	-									-	-									0.022
2.400	0.000	0.000	0.000	1.48	-	-						-	-			0.000	0.000	0.000	0.001	-	-											0.024
2.600	0.000	0.000	0.000	1.28	-	-						-	-			0.000	0.000	0.000	0.001	-	-											0.026
2.800	0.000	0.000	0.000	1.08	-	-	0.000	0.000	0.000	1.09	-	-			0.000	0.000	0.000	0.001	-	-	0.000	0.000	0.000	0.001	-	-						0.028
3.000	0.000	0.000	0.000	0.884	-	-	0.000	0.000	0.000	0.893	-	-			0.000	0.000	0.000	0.001	-	-	0.000	0.000	0.000	0.005	-	-						0.030
3.200	0.000	0.000	0.000	0.685	-	-	0.000	0.000	0.000	0.704	-	-			0.000	0.000	0.000	0.001	-	-	0.000	0.000	0.000	0.015	-	-						0.032
3.400	0.000	0.000	0.000	0.490	-	-	0.000	0.000	0.000	0.530	-	-			0.000	0.000	0.000	0.005	-	-	0.000	0.000	0.000	0.041	-	-						0.034
3.600	0.000	0.000	0.000	0.311	-	-	0.000	0.000	0.000	0.377	-	-			0.000	0.000	0.000	0.026	-	-	0.000	0.000	0.000	0.087	-	-						0.036
3.800	0.000	0.000	0.000	0.168	-	-	0.000	0.000	0.000	0.255	-	-			0.000	0.000	0.000	0.083	-	-	0.000	0.000	0.000	0.165	-	-						0.038
4.000	0.000	0.000	0.000	0.075	-	30	0.000	0.000	0.000	0.161	-	-			0.000	0.000	0.000	0.191	-	-	0.000	0.000	0.000	0.271	-	-						0.040
4.400	0.000	0.000	0.000	0.008	-	-	0.000	0.000	0.000	0.054	-	-			0.000	0.000	0.000	0.525	-	-	0.000	0.000	0.000	0.565	-	-						0.044
4.800	0.000	0.000	0.000	0.002	-	-	0.000	0.000	0.000	0.015	-	-			0.000	0.000	0.000	0.920	-	-	0.000	0.000	0.000	0.927	-	-						0.048
5.200	0.000	0.000	0.000	0.001	-	-	0.000	0.000	0.000	0.003	-	-			0.000	0.000	0.000	1.32	-	-	0.000	0.000	0.000	1.32	-	-						0.052
5.600	0.000	0.000	0.000	0.001	-	-	0.000	0.000	0.000	0.001	-	-			0.000	0.000	0.000	1.72	-	-	0.000	0.000	0.000	1.72	-	-						0.056
6.000	0.000	0.000	0.000	0.001	-	-	0.000	0.000	0.000	0.001	-	-			0.000	0.000	0.000	2.12	-	-	0.000	0.000	0.000	2.12	-	-						0.060
6.400	0.000	0.000	0.000	0.001	-	-	0.000	0.000	0.000	0.001	-	-			0.000	0.000	0.000	2.52	-	-	0.000	0.000	0.000	2.52	-	-						0.064
Totals:					0	30					0	0			0	0					0	0					0	0			0	0
Number of Trades:					0						0	0			0	0					0	0					0	0			0	0

PPC (CR)

(Contract Size: 100 Securities, Exercise Style: American, Physical Delivery)

Exercise Price	Call Options														Put Options														Exercise Price
	April 2024				May 2024				Other Months		April 2024				May 2024				Other Months										
	Open price	Price max	Price min	Last price	Closing price	Volume	Open Interest	Open price	Price max	Price min	Last price	Closing price	Volume	Open Interest	Volume	Open Interest	Open price	Price max	Price min	Last price	Closing price	Volume	Open Interest	Volume	Open Interest				
6.800						-	-							-	-											0.068			
7.200						-	-							-	-											0.072			
7.600						-	-							-	-											0.076			
8.000						-	-							-	-											0.080			
8.400	0.000	0.000	0.000		3.16	-	-	0.000	0.000	0.000		3.17	-	-		0.000	0.000	0.000		0.001	-	-		0.001	-	-	0.084		
8.800	0.000	0.000	0.000		2.76	-	-	0.000	0.000	0.000		2.78	-	-		0.000	0.000	0.000		0.001	-	-		0.003	-	-	0.088		
9.200	0.000	0.000	0.000		2.36	-	-	0.000	0.000	0.000		2.39	-	-		0.000	0.000	0.000		0.001	-	-		0.009	-	-	0.092		
9.600	0.000	0.000	0.000		1.96	-	-	0.000	0.000	0.000		2.00	-	-		0.000	0.000	0.000		0.002	-	-		0.025	-	-	0.096		
10.000	0.000	0.000	0.000		1.57	-	-	0.000	0.000	0.000		1.64	-	-		0.000	0.000	0.000		0.008	-	-		0.058	-	-	0.100		
11.000	0.000	0.000	0.000		0.695	-	16	0.000	0.000	0.000		0.858	-	50		0.000	0.000	0.000		0.131	-	52		0.277	-	-	0.110		
12.000	0.000	0.000	0.000		0.180	-	21	0.000	0.000	0.000		0.354	-	-		0.000	0.000	0.000		0.616	-	-		0.774	-	-	0.120		
13.000	0.000	0.000	0.000		0.025	-	5	0.000	0.000	0.000		0.115	-	5		0.000	0.000	0.000		1.46	-	-		1.54	-	-	0.130		
14.000	0.000	0.000	0.000		0.002	-	-	0.000	0.000	0.000		0.028	-	-		0.000	0.000	0.000		2.45	-	-		2.46	-	-	0.140		
15.000	0.000	0.000	0.000		0.001	-	-	0.000	0.000	0.000		0.006	-	-		0.000	0.000	0.000		3.45	-	-		3.45	-	-	0.150		
16.000	0.000	0.000	0.000		0.001	-	-	0.000	0.000	0.000		0.001	-	-		0.000	0.000	0.000		4.45	-	-		4.45	-	-	0.160		
17.000	0.000	0.000	0.000		0.001	-	-	0.000	0.000	0.000		0.001	-	-		0.000	0.000	0.000		5.45	-	-		5.45	-	-	0.170		
18.000	0.000	0.000	0.000		0.001	-	-							-	-		0.000	0.000	0.000		6.45	-	-			-	-	0.180	
Totals:						0	42							0	55	0	0									0	0		
Number of Trades:						0								0		0										0		0	

Lending Products	Underlying Title	Multilateral Transactions[1]					Bilateral Transactions[2]		Stock Borrowing through OTC (volume)[3]	
		Open Interest[5]	Volume(Offered)	Average Weighted	Transactions volume	Average Weighted	Transactions Volume	Average Weighted	Transactions Volume	
ADMIEBOR	ADMIE (IPTO) HOLDING S.A. (CR)	---	---	---	---	---	---	---	247,580	
AEGNBOR	AEGEAN AIRLINES (CR)	---	---	---	---	---	---	---	237,368	
AETFBOR	ALPHA ETF FTSE Athex Large Cap	---	---	---	---	---	---	---	---	
ALPHABOR	ALPHA SERVICES HOLD (CR)	---	---	---	---	---	---	---	61,395,417	
AIABOR	ATHENS INTL AIRPORT (CR)	---	---	---	---	---	---	---	130,312	
OTOELBOR	AUTOHELLAS SA (CR)	1,500	---	---	---	---	---	---	84,989	
AVAXBOR	AVAX S.A. (CR)	2,000	---	---	---	---	---	---	---	
EEEBOR	CC HBC AG (CR)	2,910	---	---	---	---	---	---	44,377	
CENERBOR	CENERGY HOLDINGS (CB)	---	---	---	---	---	---	---	22,114	
ELLAKTORBOR	ELLAKTOR (CR)	2,681	---	---	---	---	---	---	80,965	
ELHABOR	ELVALHALCOR (CR)	788	---	---	---	---	---	---	64,887	
EUROBBOR	EUROBANK HOLDINGS (CR)	---	---	---	---	---	---	---	34,127,550	
EYDAPBOR	EYDAP S.A. (CR)	845	---	---	---	---	---	---	277,755	
FOYRKBOR	FOURLIS (CR)	230	---	---	---	---	---	---	13,799	
GEKTERNABOR	GEK TERNA (CR)	---	---	---	---	---	---	---	203,698	
SARBOR	GR. SARANTIS S.A. (CR)	457	---	---	---	---	---	---	120,009	
EXAEBOR	HELLENIC EXCHANGES-A.S.E. (CR)	200	---	---	---	---	---	---	152,047	
ELPEBOR	HELLENIQ ENERGY (CR)	---	---	---	---	---	---	---	329,241	
INTRKBOR	INTRACOM HOLDINGS (CR)	---	---	---	---	---	---	---	47,459	
INKATBOR	INTRAKAT (CR)	---	---	---	---	---	---	---	---	
BELABOR	JUMBO SA (CR)	---	---	---	---	---	---	---	195,735	
LAMDABOR	LAMDA DEVELOPMENT SA (CR)	400	---	---	---	---	---	---	223,277	
MIGBOR	MIG (CR)	1,992	---	---	---	---	---	---	40,179	
MOHBOR	MOTOR OIL (CR)	18,581	---	---	---	---	---	---	594,237	
MYTILBOR	MYTILINEOS (CR)	261	---	---	---	---	---	---	151,530	
ETEBOR	NATIONAL BANK (CR)	---	---	---	---	---	---	---	14,102,402	
OPAPBOR	OPAP (CR)	---	---	---	---	---	---	---	1,814,578	
OPTIMABOR	OPTIMA BANK (CR)	2,012	---	---	---	---	---	---	2,513	
HTOBOR	OTE (CR)	250	---	---	---	---	---	---	1,796,287	
PPABOR	P.P.A. S.A. (CR)	2,000	---	---	---	---	---	---	65,880	
TPEIRBOR	PIRAEUS FINANCIAL HOLD (CR)	100,000	---	---	---	---	---	---	12,608,795	

## Stock Lending Notes

[1] - Multilateral contracts Lending or Borrowing as per Methods 8-1, 8-2 and 8-3-3 (According to ATHEX BoD Resolution No.17)

[2] - Bilateral Contracts Lending or Borrowing as per Methods 8-3-1 and 8-3-2 (According to ATHEX BoD Resolution No.20 )

[3] - The information concerning OTC Stock Borrowing Transactions is based on the statements of the Dematerialised Securities System (DSS) operators involved and refers to volumes that have been registered up until the previous working day.

[4] - Average Price (Volume weighted)

[5] - The Data concerning Open Interest before the start of trading session

Lending Products	Underlying Title	Open Interest[5]	Multilateral Transactions[1]				Bilateral Transactions[2]		Stock Borrowing through OTC (volume)[3]
			Volume(Offered)	Average Weighted	Transactions volume	Average Weighted	Transactions Volume	Average Weighted	Transactions Volume
PPCBOR	PPC (CR)	2,500	---	---	---	---	---	---	1,278,881
QUALBOR	QUALITY & RELIABILITY SA (CR)	---	---	---	---	---	---	---	---
QUESTBOR	QUEST HOLDINGS (CR)	391	---	---	---	---	---	---	21,333
TENERGYBOR	TERNA ENERGY (CR)	---	---	---	---	---	---	---	300,815
TITCBOR	TITAN CEMENT (CB)	---	---	---	---	1,000	0.01%	---	219,439
VIOBOR	VIOHALCO SA/NV (CB)	744	---	---	---	---	---	---	---

## Stock Lending Notes

[1] - Multilateral contracts Lending or Borrowing as per Methods 8-1, 8-2 and 8-3-3 (According to ATHEX BoD Resolution No.17)

[2] - Bilateral Contracts Lending or Borrowing as per Methods 8-3-1 and 8-3-2 (According to ATHEX BoD Resolution No.20 )

[3] - The information concerning OTC Stock Borrowing Transactions is based on the statements of the Dematerialised Securities System (DSS) operators involved and refers to volumes that have been registered up until the previous working day.

[4] - Average Price (Volume weighted)

[5] - The Data concerning Open Interest before the start of trading session

## Sectors codification for listed companies

12003-	ETF	10101010	Computer Services
10101015	Software	10102030	Computer Hardware
15101010	Telecommunications Equipment	15102015	Telecommunications Services
20101010	Health Care Facilities	20101025	Health Care Services
20102010	Medical Equipment	20103015	Pharmaceuticals
30101010	Banks	30202000	Diversified Financial Services
30202010	Asset Managers & Custodians	30202015	Investment Services
30204000	Closed End Investments	30302010	Full Line Insurance
30302015	Insurance Brokers	30302025	Property and Casualty Insurance
35101010	Real Estate Holding and Development	35101015	Real Estate Services
35102000	Diversified REITs	35102030	Office REITs
35102045	Retail REITs.	40201040	Rental & Leasing Services: Consumer
40202010	Home Construction	40202015	Household Furnishings
40202020	Household Appliance	40203040	Electronic Entertainment
40204020	Clothing & Accessories	40301010	Entertainment
40301030	Publishing	40301035	Radio & TV Broadcasters
40401010	Diversified Retailers	40401020	Apparel Retailers
40401025	Home Improvement Retailers	40401030	Specialty Retailers
40501010	Airlines	40501015	Travel & Tourism
40501020	Casinos & Gambling	40501025	Hotels & Motels
45101015	Distillers & Vintners	45101020	Soft Drinks
45102010	Farming Fishing Ranching & Plantations	45102020	Food Products
45103010	Tobacco	45201010	Food Retailers & Wholesalers
45201020	Personal Products	50101010	Construction
50101020	Building Roof/Wallboard and Plumbing	50101030	Cement
50101035	Building Materials: Other	50202010	Electrical Components
50203015	Plastics	50203030	Containers & Packaging
50204000	Machinery: Industrial	50204020	Machinery: Construction & Handling
50205010	Industrial Suppliers	50205020	Back Office Support HR & Consulting
50205030	Forms & Bulk Printing Services	50206015	Commercial Vehicles & Parts
50206030	Marine Transportation	50206060	Transportation Services
55101000	Diversified Materials	55101020	Textile Products
55102000	General Mining	55102010	Iron & Steel
55102015	Metal Fabricating	55102035	Aluminum
60101020	Oil Refining and Marketing	65101010	Alternative Electricity
65101015	Conventional Electricity	65102000	Multi-Utilities
65102030	Water		



**ATHEX**  
Athens Stock Exchange

Λεωφ. Αθηνών 110 104 42 Αθήνα  
110, Athinon Ave. GR 104 42 Athens  
tel. (+30)210-33.66.800, fax (+30)210-33.66.101  
[www.athexgroup.gr](http://www.athexgroup.gr)