

24

Ημερήσιο Δελτίο
Συναλλακτικής Δραστηριότητας

Daily Official List
of Trading Activity

Tuesday, 19 March, 2024

Year: 145 Trading Day No: 55



ATHEXGROUP
Athens Exchange Group

Disclaimer:

Hellenic Exchanges-Athens Stock Exchange S.A endeavours to ensure that the data and other material ("Information") presented on the Daily Official List are accurate and complete, but it is not liable for any errors or omissions of data or /and for the accuracy, credibility, updating and completeness of the aforesaid information nor it has any liability arising directly or indirectly from the use of the above Information.

The Company is not liable for the accuracy of the data included in listed companies' announcements. Only the sender of such an announcement is fully and solely liable for any infringement of third party's rights from the content of such announcement. All contents of the Daily Official List are provided only for information purposes and do not constitute investment advice or solicitation to invest in securities or other products listed for trading on the Exchange.

You acknowledge and agree that the Company is the owner of any property rights related to any Information appearing on the Daily Official List including intellectual property rights copyright, trademarks, etc.

The above data are a property of the Hellenic Exchanges-Athens Exchange and are copyright protected. Users are forbidden to reproduce, modify, copy, sale, transmit or redistribute, by all reproduction means and methods, part or the whole of the above data, without reference to their source.

The commercial exploitation of these data is, also, forbidden by third parties. Hellenic Exchanges-Athens Exchange does not carry any responsibility, direct or indirect, derived from usage or accidental alteration of the above data when used by third parties.

Hellenic Exchanges – Athens Stock Exchange S.A.

110 Athinon Ave., 10442 Athens, Tel: (210) 33.66.800, Fax: (210) 32.13.938

www.athexgroup.gr

Thessalonica Stock Exchange Center (T.S.E.C)

16-18 Katouni Str., Thessalonica 546 25 Tel: (2310) 567.667, Fax: (2310) 530.545

Athex Members Guarantee Fund

14-16 Fidiou Str., Athens 106 78, Tel: (210) 33.04.682, Fax: (210) 33.04.155

Hellenic Republic Capital Market Commission

1 Kolokotroni Str. & 1 Stadiou Str., Athens 10562 Tel: (210) 33.77.100 Fax: (210) 33.77.173

Table of Contents

Section 1: Statistical Figures of Securities, Derivatives and Lending

Summary of Markets

Athex Indices

Analytic Figures for Athex Market's Boards and Categories

Trading Details by Athex Sectors and Financial Instruments (ETFs)

Top 10 best & worst performing Shares

Derivatives Summary

Section 2: Analytic Figures of Shares Transactions

Analytic Figures of Shares Transactions

Shares' Notes

Section 3: Figures of Securities Transactions

Securities Blocks Details

Shares Rights Details

Stock Borrowing

Forced Sales Details

Forced Sales Registered Shares

Exchange Traded Funds (ETFs) Characteristics

Section 5: Bonds traded in Fixed Income Assets Market

Convertible Corporate Bonds - Regulated Market

Non Convertible Corporate Bonds - Regulated Market

Government Bonds

Treasury Bills & Zero Coupon Government Bonds

Government Bonds Traded with the Open Outcry Method

State Banks Bonds

Section 6: Additional Infos

Athex & ATHEXClear Members List

List of Stocks under Market Making operations

Section 7: Derivatives Market Analytic Figures

Index Futures

Stock Futures

Index Options

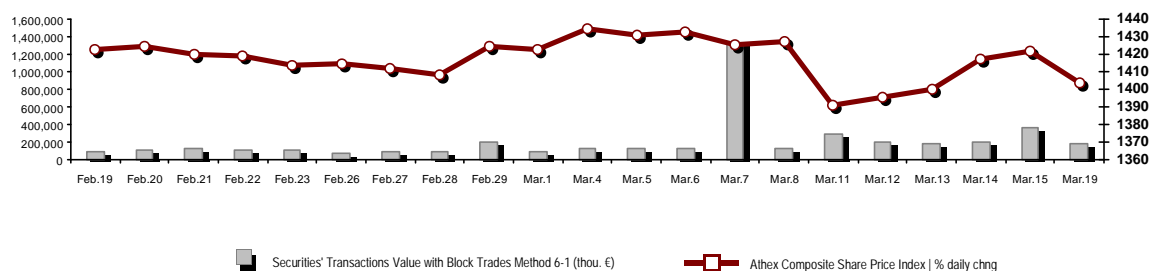
Stock Options

Stock Lending Analytic Figures

Appendix A: Sectors codification for listed companies

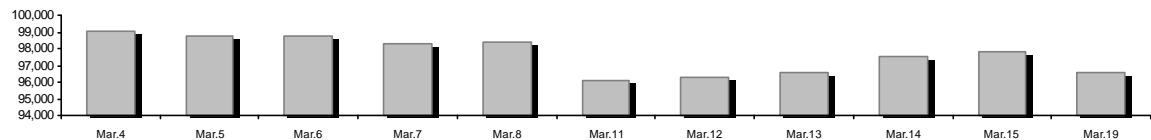
Summary of Markets

Athex Composite Share Price Index vs Shares and Derivatives Transactions Value

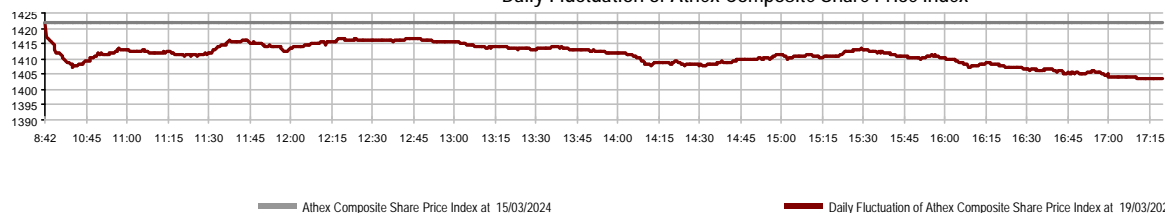


Athex Capitalisation (mill. €)**:	96,604.30	Derivatives Total Open Interest	500,001
Daily change: mill. € %	-1,202.10 -1.23%	in Index Futures % daily chng	6,499 -13.50%
Yearly Avg Capitalisation: mill. € % chng prev year Avg	94,414.64 17.45%	in Stock Futures % daily chng	492,682 -17.05%
Athex Composite Share Price Index % daily chng	1,403.47 -1.31%	in Index Options % daily chng	613 -61.93%
Athex Composite Share Price Index Capitalisation (mill. €)	88,021.67	in Stock Options % daily chng	207 -87.75%
Daily change (mill. €)	-1,202.23		
Securities' Transactions Value with Block Trades Method 6-1 (t)	180,897.98	Derivatives Contracts Volume:	19,452
Daily change: %	-176,740.59 -49.42%	Daily change: pieces %	-56,039 -74.23%
YtD Avg Trans. Value: thou. € % chng prev year Avg	147,038.50 34.20%	YtD Avg Derivatives Contracts % chng prev year Avg	45,663 3.87%
Blocks Transactions Value of Method 6-1 (thou. €)	47,679.26	Derivatives Trades Number:	1,689
Blocks Transactions Value of Method 6-2 & 6-3 (thou. €)	130.00	Daily change: number %	-2,314 -57.81%
Bonds Transactions Value (thou.€)	652.97	YtD Avg Trades number % chng prev year Avg	2,258 -3.11%
Securities' Transactions Volume with Block Trades Method 6-1 (tho)	36,247.46	Lending Total Open Interest	150,165
Daily change: thou. pieces %	-39,096.95 -51.89%	Daily change: pieces %	3,010 2.05%
YtD Avg Volume: % chng prev year Avg	34,213.35 1.76%	Lending Volume (Multilateral/Bilateral)	11,867
Blocks Transactions Volume of Method 6-1 (thou. Pieces)	5,179.66	Daily change: pieces %	5,757
Blocks Transactions Volume of Method 6-2 & 6-3 (thou. Pieces)	32.50	Multilateral Lending	6,367
Bonds Transactions Volume	683,000	Bilateral Lending	5,500
Securities' Trades Number with Block Trades Method 6-1	47,983	Lending Trades Number:	7
Daily change: number %	-2,838 -5.58%	Daily change: %	-2
YtD Avg Trades number % chng prev year Avg	41,288 13.98%	Multilateral Lending Trades Number	5
Number of Blocks Method 6-1	18	Bilateral Lending Trades Number	2
Number of Blocks Method 6-2 & 6-3	1		
Number of Bonds Transactions	162		

Athex Capitalisation (mill. €)**



Daily Fluctuation of Athex Composite Share Price Index



Athex Indices

Index name	19/03/2024	15/03/2024	pts.	%	Min	Max	Year min	Year max	Year change
Athex Composite Share Price Index	1,403.47 €	1,422.03	-18.56	-1.31%	1,403.47	1,422.03	1,293.14	1,437.65	8.53% #
Athex Composite Index Total Return Index	2,561.60 €	2,592.85	-31.25	-1.21%	2,561.60	2,592.85	2,355.44	2,621.34	8.75% #
Athex ESG Index	1,590.03 €	1,612.20	-22.17	-1.38%	1,589.56	1,612.20	1,471.77	1,643.01	8.04% #
ATHEX Alternative Market Price Index	12,242.92 €	12,370.19	-127.27	-1.03%	12,102.03	12,448.85	9,352.11	13,974.15	30.91% #
FTSE/Athex Large Cap	3,379.21 €	3,429.20	-49.99	-1.46%	3,377.84	3,429.20	3,122.79	3,495.52	8.21% #
FTSE/Athex Mid Cap Index	2,398.66 €	2,412.29	-13.63	-0.57%	2,387.63	2,421.37	2,212.15	2,459.55	6.57% #
FTSE/ATHEX High Dividend Yield Index	4,049.70 €	4,105.81	-56.11	-1.37%	4,048.00	4,105.81	3,752.57	4,182.26	7.38% #
FTSE/Athex Market Index	808.06 €	819.17	-11.11	-1.36%	807.77	819.17	746.82	834.20	8.20% #
FTSE/Athex Banks	1,202.53 €	1,207.99	-5.46	-0.45%	1,186.54	1,211.77	1,057.67	1,269.79	13.27% #
FTSE/ATHEX TECHNOLOGY & TELECOMMUNICAT	5,398.64 €	5,457.75	-59.11	-1.08%	5,365.77	5,468.16	4,915.95	5,567.15	6.43% #
FTSE/ATHEX FINANCIAL SERVICES	5,664.22 €	5,688.86	-24.64	-0.43%	5,589.47	5,706.99	4,996.31	5,980.67	12.96% #
FTSE/ATHEX REAL ESTATE	4,904.66 €	4,950.54	-45.88	-0.93%	4,901.52	4,959.38	4,836.39	5,120.52	-1.13% €
FTSE/ATHEX CONSUMER DISCRETIONARY	5,257.71 €	5,419.50	-161.79	-2.99%	5,252.11	5,419.50	4,993.33	5,557.48	4.82% #
FTSE/ATHEX CONSUMER STAPLES	6,057.72 €	6,184.21	-126.49	-2.05%	6,037.15	6,184.21	5,069.68	6,184.21	19.05% #
FTSE/ATHEX INDUSTRIALS	5,846.22 €	5,875.22	-29.00	-0.49%	5,837.90	5,888.41	5,044.08	5,897.91	15.05% #
FTSE/ATHEX BASIC MATERIALS	4,966.12 €	5,062.00	-95.88	-1.89%	4,953.31	5,085.05	4,869.63	5,876.05	1.98% #
FTSE/ATHEX ENERGY & UTILITIES	5,118.62 €	5,221.25	-102.63	-1.97%	5,118.62	5,221.25	4,987.63	5,361.67	2.63% #
Athex All Share Index	323.84 €	327.87	-4.03	-1.23%	323.84	323.84	304.60	332.01	7.23% #
Hellenic Mid & Small Cap Index	2,052.31 €	2,078.47	-26.16	-1.26%	2,050.91	2,078.47	1,929.00	2,087.26	6.39% #
FTSE/Athex Large Cap Total Return	5,603.57 €	5,686.47	-82.90	-1.46%			5,201.70	5,780.01	8.45% #
FTSE/Athex Mid Cap Total Return	3,230.31 €	3,248.67	-18.36	-0.57%			3,005.84	3,302.69	6.57% #
MSCI GREECE REBASED	5,378.95 €	5,460.01	-81.06	-1.48%	5,373.01	5,460.01	4,984.69	5,636.99	7.91% #
Hellenic Corporate Bond Index	130.95 €	130.99	-0.04	-0.03%			129.54	131.11	1.01% #
Hellenic Corporate Bond Price Index	91.00 €	91.04	-0.04	-0.04%			90.52	91.13	0.39% #

Note 1: FTSE/Med 100, Hellenic Corporate Bond Price Index and Hellenic Corporate Bond Index closing prices refer to the previous trading day of 14/03/2024.

Note 2: The Hellenic Mid & Small Cap Index is a Customized index calculated by the Athens Exchange.

Analytic Figures for Athex Market's Boards and Categories

	Total Traded Securities	Main Market	Surveillance	Exchange Traded Funds (ETFs)
Totals	123	114	8	1
Gain / Lose / Same:	29 / 78 / 16	27 / 75 / 12	2 / 2 / 4	0 / 1 / 0
Athex Capitalisation (mill. €) **	96,604.30	96,511.70	92.60	
Daily Average Trans/ons Value(thou.€)	147,038.50	146,788.70	55.66	312.18
Transactions Value	181,027.98	180,867.18	42.76	118.04
Main Board:	133,218.72	133,057.91	42.76	118.04
Blocks Board 6_2_3:	47,809.26	47,809.26	0.00	0.00
Forced Sales Board:	0.00	0.00	0.00	0.00
Special Terms Board:	0.00	0.00	0.00	0.00
Daily Average Transactions Volume	34,213,347	33,974,734	257,108	9,202
Transactions Volume	36,279,961	36,137,962	138,556	3,443
Main Board:	31,067,800	30,925,801	138,556	3,443
Blocks Board 6_2_3:	5,212,161	5,212,161	0	0
Forced Sales Board:	0	0	0	0
Special Terms Board:	0	0	0	0
Daily Average Number of Trades	41,288	41,137	85	67
Number of Trades	47,984	47,896	53	35
Main Board:	47,965	47,877	53	35
Blocks Board 6_2_3:	19	19	0	0
Forced Sales Board:	0	0	0	0
Special Terms Board:	0	0	0	0

Trading Details by Athex Sectors and Financial Instruments (ETFs)

Code	Sectors	Gain / Lose / Same	Number of Trades	Transactions Volume	Transactions Value	% of Total Trans. Value
3010	- Banks	3 / 3 / 1	22,344	27,067,604	91,089,149.98	50.32%
5510	- Basic Resources	5 / 7 / 4	1,135	258,058	940,304.99	0.52%
5010	- Construction & Materials	5 / 9 / 0	3,257	897,196	5,089,399.64	2.81%
4020	- Consumer Products & Services	2 / 3 / 1	433	292,378	275,875.18	0.15%
6010	- Energy	0 / 4 / 0	2,270	428,115	4,642,675.46	2.56%
12000	- Financial Instruments	0 / 1 / 0	35	3,443	118,040.77	0.07%
3020	- Financial Services	1 / 2 / 2	344	63,666	339,965.86	0.19%
4510	- Food Beverage & Tobacco	1 / 4 / 1	268	68,540	773,098.65	0.43%
2010	- Health Care	1 / 2 / 0	233	105,002	107,966.09	0.06%
5020	- Industrial Goods & Services	3 / 11 / 1	1,970	793,186	5,776,191.34	3.19%
3030	- Insurance	0 / 1 / 0	54	5,223	25,610.53	0.01%
4030	- Media	0 / 0 / 2	2	1,300	458.88	0.00%
4520	- Personal Care, Drug & Grocery Stores	0 / 2 / 0	332	41,289	420,420.76	0.23%
3510	- Real Estate	3 / 6 / 2	720	192,884	747,571.06	0.41%
4040	- Retail	1 / 4 / 1	2,358	284,914	5,543,992.91	3.06%
1010	- Technology	2 / 8 / 0	1,452	374,772	1,423,356.88	0.79%
1510	- Telecommunications	0 / 2 / 0	1,605	387,244	5,240,011.49	2.89%
4050	- Travel & Leisure	1 / 4 / 1	4,600	4,337,986	48,342,918.19	26.70%
6510	- Utilities	1 / 5 / 0	4,572	677,161	10,130,970.25	5.60%

Top 10 best & worst performing Shares

Main Market

With positive Price change	Closing price	change	With negative Price change	Closing price	change
OPTIMA BANK (CR)	7.7	2.94% #	EVROFARMA SA (CR)	1.82	-5.21% €
AUSTRIACARD (CB)	6.52	2.84% #	DOMIKI KRITIS SA (CR)	4.41	-5.16% €
EYDAP S.A. (CR)	5.47	1.67% #	QUALITY & RELIABILITY SA (CR)	1.025	-4.21% €
ATTICA HOLDINGS (CR)	2.38	1.28% #	KEKROPS SA (CR)	1.54	-3.75% €
PETROPOULOS PETROS (CR)	9.6	1.27% #	PIRAEUS FINANCIAL HOLD (CR)	3.786	-3.66% €
ELLAKTOR (CR)	2.5	1.21% #	OPAP (CR)	16.22	-3.57% €
INTRAKAT (CR)	5.39	1.13% #	JUMBO SA (CR)	25.8	-3.37% €
NATIONAL BANK (CR)	7.3	1.11% #	LAVIPHARM SA (CR)	0.88	-3.30% €
DIMAND (CR)	9.94	1.02% #	MOTODYNAMICS S.A. (CR)	3.04	-3.18% €
EUROBANK HOLDINGS (CR)	1.8	0.95% #	KLOUKINAS - LAPPAS SA (CR)	1.56	-3.11% €
With the highest Transactions Value	Value (thou. €)	change	With the highest Transactions Volume	Volume	change
PIRAEUS FINANCIAL HOLD (CR)	48,455.71	-3.66% €	PIRAEUS FINANCIAL HOLD (CR)	12,659,625	-3.66% €
AEGEAN AIRLINES (CR)	38,970.60	-0.47% €	EUROBANK HOLDINGS (CR)	6,437,586	0.95% #
NATIONAL BANK (CR)	22,675.70	1.11% #	ALPHA SERVICES HOLD (CR)	4,820,291	-0.94% €
EUROBANK HOLDINGS (CR)	11,530.06	0.95% #	AEGEAN AIRLINES (CR)	3,240,884	-0.47% €
OPAP (CR)	8,661.04	-3.57% €	NATIONAL BANK (CR)	3,118,840	1.11% #
ALPHA SERVICES HOLD (CR)	8,138.05	-0.94% €	OPAP (CR)	525,531	-3.57% €
JUMBO SA (CR)	5,212.58	-3.37% €	INTRALOT (CR)	515,110	-0.86% €
OTE (CR)	5,211.23	-1.46% €	ATHENS INTL AIRPORT (CR)	472,478	-0.92% €
MYTILINEOS (CR)	4,315.56	-2.74% €	OTE (CR)	383,544	-1.46% €
ATHENS INTL AIRPORT (CR)	4,062.97	-0.92% €	HELLENIQ ENERGY (CR)	309,033	-0.86% €

Note: Stocks that are not included in the "Under Supervision" category, and the transactions value is more than 10,000 €.

Derivatives Summary

	Number of Trades	Volume	Open Interest
Index Futures	198	730	6,499
FTSE/Athex Banks	6	23	1,418
FTSE/Athex Large Cap	192	707	4,951
MSCI GREECE REBASED	0	0	130
Stock Futures	1,477	18,664	492,682
ADMIE (IPTO) HOLDING S.A. (CR)	15	182	28,029
AEGEAN AIRLINES (CR)	52	183	5,163
ALPHA SERVICES HOLD (CR)	147	3,471	182,178
ATHENS INTL AIRPORT (CR)	12	85	359
AUTOHELLAS SA (CR)	0	0	236
AVAX S.A. (CR)	0	0	844
CC HBC AG (CR)	3	12	60
CENERGY HOLDINGS (CB)	4	8	4,975
ELLAKTOR (CR)	45	151	5,012
ELVALHALCOR (CR)	41	94	4,125
EUROBANK HOLDINGS (CR)	61	2,644	43,157
EYDAP S.A. (CR)	4	17	4,125
FOURLIS (CR)	0	0	1,132
GEK TERNA (CR)	19	63	15,374
HELLENIC EXCHANGES-A.S.E. (CR)	15	50	8,411
HELLENIQ ENERGY (CR)	30	144	4,366
INTRACOM HOLDINGS (CR)	17	39	8,004
INTRAKAT (CR)	9	23	2,903
JUMBO SA (CR)	11	36	469
LAMDA DEVELOPMENT SA (CR)	7	28	5,791
MIG (CR)	0	0	102
MOTOR OIL (CR)	11	11	371
MYTILINEOS (CR)	98	347	4,578
NATIONAL BANK (CR)	210	1,823	13,214
OPAP (CR)	25	81	1,005
OPTIMA BANK (CR)	0	0	15
OTE (CR)	73	241	7,064
P.P.A. S.A. (CR)	3	11	95
PIRAEUS FINANCIAL HOLD (CR)	424	8,571	80,141
PPC (CR)	51	138	28,871
QUEST HOLDINGS (CR)	0	0	148
TERNA ENERGY (CR)	50	106	27,194
TITAN CEMENT (CB)	4	12	163
VIOHALCO SA/NV (CB)	36	93	5,008
Index Options	13	57	613
FTSE/Athex Large Cap	13	57	613
Stock Options	1	1	207
ALPHA SERVICES HOLD (CR)	0	0	0
NATIONAL BANK (CR)	0	0	0
OPAP (CR)	1	1	90
OTE (CR)	0	0	70
PIRAEUS FINANCIAL HOLD (CR)	0	0	30
PPC (CR)	0	0	17
Total Derivatives Traded	1,689	19,452	500,001

Shares' Notes

Code	Note text
()	- Adjusted dividends.
*	- Last adjusted closing price.
[1]	- Net dividends.
[2]	- The "Date of Last Coupon" for New listings refers to the date company's stocks started to trade in Athex
[3]	- The Company Market Value is referred to the number of outstanding shares
[4]	- Sectors codification can be found in Appendix A
[5]	- The Market Value refers to the total number of shares listed (including their several classes) in the exchange by the company.
[6]	- P/E greater than 100
[7]	- Last view of the Order Book before the end of the trading session
[8]	- All Blocks Methods' Transactions Value are included.
4750	- Transfer to the Under Surveillance Category from 8/4/2011.
4955	- Transfer to the Surveillance Category as from 5/4/2013.
5093	- Transfer to the Surveillance Category as of 8/4/2015.
5141	- Transfer to the Surveillance Category as of 10/05/2017.
5160	- Transfer to the Surveillance Category as of 15/04/2016.
5165	- Transfer to the Surveillance Category as of 15/02/2018.
5193	- Transfer to the Surveillance Category as of 25/10/2018.
5197	- Transfer to the Surveillance Category as of 07/11/2018.
5232	- Transfer to the Under Surveillance Category from 08/04/2011.
5233	- Suspension of trading as of 13/05/2020.
5248	- Transfer to the Surveillance Category as of 06/09/20116.
5253	- Transfer to the Surveillance Category as of 14/5/2021.
5275	- Transfer to the Surveillance Category as of 09/07/2020.
5277	- Suspension of trading as of 02/05/2023.
5278	- Suspension of trading as of 03/05/2023.

Securities Blocks Details

Securities	Block Volume	Price	Block Trade Value	Time of approval	Note
PIRAEUS FINANCIAL HOLD (CR)	200,000	3.86	771,600.00	10:50:06	20
FOURLIS (CR)	20,000	4.25	85,000.00	10:54:09	20
PIRAEUS FINANCIAL HOLD (CR)	300,000	3.87	1,159,800.00	11:19:54	20
NATIONAL BANK (CR)	100,000	7.25	725,200.00	11:43:50	20
NATIONAL BANK (CR)	100,000	7.25	725,200.00	11:44:47	20
NATIONAL BANK (CR)	50,000	7.25	362,600.00	11:45:12	20
EUROBANK HOLDINGS (CR)	250,000	1.79	446,625.00	12:00:12	20
NATIONAL BANK (CR)	95,671	7.27	695,336.83	12:17:07	20
NATIONAL BANK (CR)	50,000	7.27	363,400.00	12:18:19	20
KRI-KRI S.A. (CR)	25,000	11.90	297,500.00	12:59:52	20
AEGEAN AIRLINES (CR)	3,074,074	12.00	36,888,888.00	13:45:40	20
ATHENS INTL AIRPORT (CR)	30,000	8.60	258,000.00	15:13:02	20
ATHENS INTL AIRPORT (CR)	35,264	8.60	303,270.40	15:20:33	20
PIRAEUS FINANCIAL HOLD (CR)	116,825	3.85	449,542.60	15:25:54	20
NATIONAL BANK (CR)	111,002	7.28	808,538.57	16:09:48	20
ATHENS INTL AIRPORT (CR)	200,000	8.60	1,720,000.00	16:20:14	20
PIRAEUS FINANCIAL HOLD (CR)	32,500	4.00	130,000.00	16:24:00	18
PIRAEUS FINANCIAL HOLD (CR)	340,509	3.85	1,309,597.61	16:59:31	20
PIRAEUS FINANCIAL HOLD (CR)	81,316	3.80	309,163.43	17:14:30	20

Blocks Notes

9 - Method 6-1 / Special Fees

10 - Method 6-1 / Special Fees, SDS

14 - Method 6-3 / Settlement, Incomplete Buy and Sell

18 - Method 6-2 / SPOT 1

19 - Method 6-2 / SPOT 2

20 - Method 6-1 and Method 6-1 Same Day Settlement

21 - Other Pre-agreed

Shares Rights Details

Occured date	Exercise from	Exercise until	Trading until	Rights	Price min	Price max	Closing price	Last Bid	Last Ask	Volume	Trades	Transactions Value
--------------	---------------	----------------	---------------	--------	-----------	-----------	---------------	----------	----------	--------	--------	--------------------

No Rights Transactions.

Forced Sales Details

Securities	Category of Security	Transactions Volume	Number of Trades	Transactions Value	Note
------------	----------------------	------------------------	---------------------	-----------------------	------

No Forced Transactions.

Forced Sales Notes

- 1 - Compulsory Public Forced Sales
- 2 - Forced Sales of Fixed Registered Shares
- 3 - Forced Sales of Remaining Fractional Shares

Exchange Traded Funds (ETFs) Characteristics

	Transactions Date (T)	Creation / Redemption	Units (T-1)	New Units (T-1)	Redemption Units (T-1)	Units (T) [1]	Fund Assets [2]	Net Unit Price	Dividend per Unit	Dividend Date
ALPHA ETF FTSE Athex Large Cap	19/03/2024	5,000	924,675	---	---	924,675	31,956,250.00	34.5594	0.62	03/07/2023

ETFs Notes

[1] - Units (T) = Units (T-1) + New Units (T-1) - Redemption Units (T-1)

[2] - The Creation / Redemption Units of T-1 are included.

Non Convertible Corporate Bonds - Regulated Market

Num Listed Bonds	Nominal price	Issue price	Today's Rate	Exp. Date	Duration (years)	Note	Coupon		Trading Unit	Corporate Bonds	Accrued Int.	Yield.T.Mat	Price min	Price max	Closing price	Previous closing price/date	Volume	Transactions Value	Last order		ear min	Year max		
							Common	Preferred											Price	Buy / Sell			Date	
130,000	1,000.00	1,000.00	6.00	27/02/2029	5	---	1	---	1	INTRALOT S.A. (Non Convertible)	3.8333	5.8480	100.2500	100.6500	100.5104	100.4590	15/03/2024	46,000	46,411.13	100.3000	B	19/03/2024	99.6000	100.9000
320,000	1,000.00	1,000.00	3.40	21/07/2027	7	---	8	---	1	LAMDA DEVELOPMENT S.A. (Non Convertible)	5.5722	4.5630	94.9000	94.9999	94.9000	94.0000	15/03/2024	25,000	23,868.30	93.6100	B	19/03/2024	92.0000	96.6083
200,000	1,000.00	1,000.00	2.10	27/10/2027	7	---	7	---	1	O.P.A.P. S.A. (Non Convertible)	8.5167	3.8180	93.5000	93.9000	93.5998	93.6000	15/03/2024	14,000	13,224.23	93.5000	B	19/03/2024	90.5800	94.5034
200,000	1,000.00	1,000.00	1.90	23/03/2028	7	---	6	---	1	MOTOR OIL CORINTH REFINERIES SA (Non Convertible)	9.3944	4.1090	91.3000	91.6000	91.4714	90.8480	15/03/2024	21,000	19,406.28	91.3100	B	19/03/2024	90.5000	92.4499
100,000	1,000.00	1,000.00	2.95	11/02/2027	5	---	5	---	1	SAFE BULKERS PARTICIPATIONS PLC (Non Convertible)	3.1139	5.0730	93.7500	93.7500	93.7500	94.0630	15/03/2024	1,000	940.61	93.7500	B	19/03/2024	93.3364	97.0000
230,000	1,000.00	1,000.00	4.70	12/07/2029	7	---	4	---	1	LAMDA DEVELOPMENT S.A. (Non convertible)	9.0083	4.3540	99.5000	100.0000	99.9800	99.7770	15/03/2024	71,000	71,608.58	99.9800	B	19/03/2024	98.3500	101.2000
100,000	1,000.00	1,000.00	4.40	26/07/2029	7	---	4	---	1	CPLP SHIPPING HOLDINGS PLC (Non Convertible)	6.7222	4.4610	98.3000	98.3000	98.3000	99.0000	15/03/2024	9,000	8,907.50	98.0100	B	19/03/2024	95.0948	100.2438
199,375	1,000.00	1,000.00	3.60	12/03/2026	7	---	11	---	1	AEGEAN AIRLINES S.A. (Non Convertible)	0.9000	3.9500	98.0000	98.0000	98.0000	97.7890	15/03/2024	5,000	4,904.50	97.7500	B	19/03/2024	96.7110	99.3000
150,000	1,000.00	1,000.00	2.60	22/10/2026	7	---	9	---	1	TERNA ENERGY FINANCE S.A. (Non Convertible)	10.8333	4.0980	93.5211	95.4000	95.3108	94.9100	15/03/2024	51,000	49,161.00	94.0001	B	19/03/2024	92.8293	95.5999
500,000	1,000.00	1,000.00	2.75	03/07/2027	7	---	8	---	1	GEK TERNA S.A. (Non Convertible)	5.9583	4.8850	92.1000	93.0000	92.4238	92.4000	15/03/2024	61,000	56,741.96	92.4000	B	19/03/2024	91.6000	94.0000
200,000	1,000.00	1,000.00	4.25	23/01/2029	5	---	1	---	1	AUTOHELLAS S.A. (Non Convertible)	6.8472	4.2220	99.8501	100.0000	100.0000	100.0000	15/03/2024	6,000	6,039.58	100.0000	B	19/03/2024	97.5000	101.0000
175,000	1,000.00	1,000.00	3.40	26/07/2024	5	---	10	---	1	ATTICA HOLDINGS S.A. (Non Convertible)	5.1944	4.4830	---	---	---	99.3650	15/03/2024	---	---	98.9000	B	19/03/2024	98.5000	99.4000
100,000	1,000.00	1,000.00	2.70	25/05/2026	5	---	6	---	1	COSTAMARE PARTICIPATIONS PLC (Non Convertible)	8.6250	4.1270	96.4500	96.8000	96.4585	96.5000	15/03/2024	41,000	39,901.63	96.0500	B	19/03/2024	92.6789	97.0000
300,000	1,000.00	1,000.00	2.30	20/07/2028	7	---	6	---	1	PRODEA REIC S.A.(Non Convertible)	3.7694	4.7950	89.7500	90.0000	89.8500	89.5670	15/03/2024	9,000	8,120.42	89.6500	B	19/03/2024	86.1234	92.3500
150,000	1,000.00	1,000.00	2.65	22/10/2026	5	---	5	---	1	CPLP SHIPPING HOLDINGS PLC (Non Convertible)	11.0417	4.9080	94.0000	94.0000	94.0000	93.4750	15/03/2024	5,000	4,755.21	93.9000	B	19/03/2024	93.0000	95.0000
250,000	1,000.00	1,000.00	2.45	16/11/2028	7	---	5	---	1	ELVALHALCOR S.A. (Non Convertible)	8.5750	4.3580	90.5101	91.7549	91.5231	91.1000	15/03/2024	91,000	83,896.14	90.5100	B	19/03/2024	88.4206	93.3000
120,000	1,000.00	1,000.00	2.65	06/12/2028	7	---	5	---	1	NOVAL PROPERTY REIC (Non Convertible)	7.8028	4.7430	90.3000	90.7500	90.7000	90.2690	15/03/2024	28,000	25,599.48	90.7000	B	19/03/2024	88.5000	93.1999
300,000	1,000.00	1,000.00	2.30	14/12/2028	7	---	5	---	1	GEK TERNA S.A. (Non Convertible)	6.2611	4.8930	87.0000	90.0000	88.8998	86.5020	15/03/2024	90,000	80,398.35	87.8000	B	19/03/2024	85.0000	90.0000

Corporate Bonds Notes

Transactions Volume = (Pieces) * (Nominal Price). Transactions Value = (Pieces) * (Nominal Price) * (price %) + (Accrued interest).

The price of a Bond is stated as a percentage (%) of Bond's Nominal Price.

Nominal Price in Euros (€), except if it is noted differently.

Non Convertible Corporate Bonds - Regulated Market

Num Listed Bonds	Nominal price	Issue price	Today's Rate	Exp. Date	Duration (years)	Note	Coupon		Trading Unit	Corporate Bonds	Accrued Int.	Yield.T.Mat	Price min	Price max	Closing price	Previous closing price/date	Volume	Transactions Value	Last order		ear min	Year max		
							Common	Preferred											Price	Buy / Sell			Date	
100,000	1,000.00	1,000.00	2.80	25/01/2027	5	---	5	---	1	PREMIA S.A. (Non Convertible)	4.3556	4.8680	94.0000	94.0000	94.0000	92.5000	15/03/2024	15,000	14,165.33	94.0000	B	19/03/2024	90.9974	97.8048
500,000	1,000.00	1,000.00	4.00	10/07/2030	7	---	2	---	1	MYTILINEOS S.A. (Non Convertible)	7.8889	4.0550	99.0000	99.3000	99.1388	99.2000	15/03/2024	51,000	50,963.13	99.0101	B	19/03/2024	98.4200	100.6000
120,000	1,000.00	1,000.00	3.95	04/04/2025	7	---	12	---	1	GEK TERNA S.A. (Non Convertible)	18.5431	3.9780	99.0000	99.0100	99.0070	99.0300	13/03/2024	20,000	20,172.26	99.0000	B	19/03/2024	98.6000	99.7800
100,000	1,000.00	1,000.00	5.50	15/12/2028	5	---	1	---	1	IDEAL HOLDINGS S.A. (Non Convertible)	14.8194	4.9300	101.8000	103.0000	101.9370	103.9000	15/03/2024	23,000	23,786.35	102.0000	B	19/03/2024	100.6502	103.9000

Corporate Bonds Notes

Transactions Volume = (Pieces) * (Nominal Price). Transactions Value = (Pieces) * (Nominal Price) * (price %) + (Accrued interest).

The price of a Bond is stated as a percentage (%) of Bond's Nominal Price.

Nominal Price in Euros (€), except if it is noted differently.

Government Bonds

Number Listed Bonds	Nominal price	Today's Rate	Accrued Interest Calc	Exp. Date [1]	Duration (years)	Note	Coupons Date	Curr. coupon value	Trading Unit	Government Bonds	Price min	Price max	Closing price	Previous closing price/date	Volume	Transactions Value	Price	Last order Buy / Sell	Date
4,500,000	1,000.00	1.88	Actual/Actual	04/02/2035	15	---	04/02	1.88	1	GGB-FXD-040235-15Y-1.875-1.000	---	---	---	---	---	---	---	---	---
1,805,793	1,000.00	3.45	Actual/Actual	02/04/2024	5	---	02/04	3.45	1	GGB-FXD-020424-05Y-3.450-1.000	---	---	---	---	---	---	---	---	---
6,000,000	1,000.00	0.75	Actual/Actual	18/06/2031	10	---	18/06	0.75	1	GGB-FXD-180631-10Y-0.750-1.000	---	---	---	---	---	---	---	---	---
3,350,000	1,000.00	3.88	Actual/Actual	15/06/2028	5	---	15/06	3.88	1	GGB-FXD-150628-05Y-3.875-1.000	---	---	---	---	---	---	---	---	---
5,962,747,327	1.00	3.75	Actual/Actual	30/01/2028	10	---	/02 - 01/02 - 31/	3.75	1	GGB-FXD-300128-10Y-3.750-1.00	---	---	---	85.4610 13/07/2018	---	---	1.0000	B	28/11/2018
7,067,309,386	1.00	3.90	Actual/Actual	30/01/2033	15	---	/02 - 01/02 - 31/	3.90	1	GGB-FXD-300133-15Y-3.900-1.00	---	---	---	78.6730 13/07/2018	---	---	1.0000	B	28/11/2018
5,622,848,349	1.00	4.00	Actual/Actual	30/01/2037	19	---	/02 - 01/02 - 31/	4.00	1	GGB-FXD-300137-19Y-4.000-1.00	---	---	---	77.0370 13/07/2018	---	---	1.0000	B	28/11/2018
5,476,770,669	1.00	4.20	Actual/Actual	30/01/2042	24	---	/02 - 01/02 - 31/	4.20	1	GGB-FXD-300142-24Y-4.200-1.00	---	---	---	77.7640 13/07/2018	---	---	1.0000	B	28/11/2018
4,000,000	1,000.00	3.38	Actual/Actual	15/06/2034	10	---	15/06	3.38	1	GGB-FXD-150634-10Y-3.375-1.000	---	---	---	---	---	---	---	---	---
40,248,141	1.00	4.30	Actual/Actual	24/02/2025	13	---	24/02	4.30	1	GGB-FXD-240225-13Y-2.000-1.00	---	---	---	10.0000 22/06/2015	---	---	---	---	---
59,586,043	1.00	4.30	Actual/Actual	24/02/2026	14	---	24/02	4.30	1	GGB-FXD-240226-14Y-2.000-1.00	---	---	---	10.0000 22/06/2015	---	---	---	---	---
41,118,344	1.00	4.30	Actual/Actual	24/02/2027	15	---	24/02	4.30	1	GGB-FXD-240227-15Y-2.000-1.00	---	---	---	10.0000 22/06/2015	---	---	---	---	---
45,137,734	1.00	4.30	Actual/Actual	24/02/2028	16	---	24/02	4.30	1	GGB-FXD-240228-16Y-2.000-1.00	---	---	---	10.0000 22/06/2015	---	---	---	---	---
61,768,888	1.00	4.30	Actual/Actual	24/02/2029	17	---	24/02	4.30	1	GGB-FXD-240229-17Y-2.000-1.00	---	---	---	10.0000 22/06/2015	---	---	---	---	---
54,567,744	1.00	4.30	Actual/Actual	24/02/2030	18	---	24/02	4.30	1	GGB-FXD-240230-18Y-2.000-1.00	---	---	---	10.0000 22/06/2015	---	---	---	---	---
37,541,515	1.00	4.30	Actual/Actual	24/02/2031	19	---	24/02	4.30	1	GGB-FXD-240231-19Y-2.000-1.00	---	---	---	10.0000 22/06/2015	---	---	---	---	---
37,558,317	1.00	4.30	Actual/Actual	24/02/2032	20	---	24/02	4.30	1	GGB-FXD-240232-20Y-2.000-1.00	---	---	---	10.0000 22/06/2015	---	---	---	---	---
37,473,732	1.00	4.30	Actual/Actual	24/02/2033	21	---	24/02	4.30	1	GGB-FXD-240233-21Y-2.000-1.00	---	---	---	10.0000 22/06/2015	---	---	---	---	---
33,888,293	1.00	4.30	Actual/Actual	24/02/2034	22	---	24/02	4.30	1	GGB-FXD-240234-22Y-2.000-1.00	---	---	---	10.0000 22/06/2015	---	---	---	---	---
35,177,800	1.00	4.30	Actual/Actual	24/02/2035	23	---	24/02	4.30	1	GGB-FXD-240235-23Y-2.000-1.00	---	---	---	10.0000 22/06/2015	---	---	---	---	---
35,547,268	1.00	4.30	Actual/Actual	24/02/2036	24	---	24/02	4.30	1	GGB-FXD-240236-24Y-2.000-1.00	---	---	---	10.0000 22/06/2015	---	---	---	---	---
40,246,306	1.00	4.30	Actual/Actual	24/02/2037	25	---	24/02	4.30	1	GGB-FXD-240237-25Y-2.000-1.00	---	---	---	10.0000 22/06/2015	---	---	---	---	---
37,643,952	1.00	4.30	Actual/Actual	24/02/2038	26	---	24/02	4.30	1	GGB-FXD-240238-26Y-2.000-1.00	---	---	---	10.0000 22/06/2015	---	---	---	---	---
36,977,100	1.00	4.30	Actual/Actual	24/02/2039	27	---	24/02	4.30	1	GGB-FXD-240239-27Y-2.000-1.00	---	---	---	10.0000 22/06/2015	---	---	---	---	---
41,615,000	1.00	4.30	Actual/Actual	24/02/2040	28	---	24/02	4.30	1	GGB-FXD-240240-28Y-2.000-1.00	---	---	---	10.0000 22/06/2015	---	---	---	---	---
42,227,208	1.00	4.30	Actual/Actual	24/02/2041	29	---	24/02	4.30	1	GGB-FXD-240241-29Y-2.000-1.00	---	---	---	10.0000 22/06/2015	---	---	---	---	---
68,288,487	1.00	4.30	Actual/Actual	24/02/2042	30	---	24/02	4.30	1	GGB-FXD-240242-30Y-2.000-1.00	---	---	---	10.0000 22/06/2015	---	---	---	---	---
4,000,000	1,000.00	3.88	Actual/Actual	12/03/2029	10	---	12/03	3.88	1	GGB-FXD-120329-10Y-3.875-1.000	---	---	---	---	---	---	100.0000	B	15/10/2019
4,500,000	1,000.00	0.00	Actual/Actual	12/02/2026	5	---	12/02	0.00	1	GGB-FXD-120226-05Y-3.000-1.000	---	---	---	---	---	---	---	---	---
2,209,163	1,000.00	3.38	Actual/Actual	15/02/2025	7	---	15/02	3.38	1	GGB-FXD-150225-07Y-3.375-1.000	---	---	---	---	---	---	---	---	---
964,000	1,000.00	3.25	Actual/Actual	20/03/2025	6	---	20/03	3.25	1	GGB-FXD-200325-06Y-3.250-1.000	---	---	---	---	---	---	---	---	---
2,100,000	1,000.00	3.55	Actual/Actual	20/03/2026	7	---	20/03	3.55	1	GGB-FXD-200326-07Y-3.550-1.000	---	---	---	---	---	---	---	---	---
5,500,000	1,000.00	1.50	Actual/Actual	18/06/2030	10	---	18/06	1.50	1	GGB-FXD-180630-10Y-1.500-1.000	---	---	---	---	---	---	---	---	---
3,500,000	1,000.00	4.38	Actual/Actual	18/07/2038	15	---	18/07	4.38	1	GGB-FXD-180738-15Y-4.375-1.000	---	---	---	---	---	---	---	---	---

Government Bonds Notes

Transactions Volume = (Pieces) * (Nominal Price). Transactions Value = (Pieces) * (Nominal Price) * (price %) + (Accrued interest).

The Value of current coupon for the issues with NV 0.01 euro refers to NV 100 euros

FLR: Floating Interest Rate.

[1] - The Expiration Date of the interest bearing period and the Date for coupon payment.

Government Bonds

Number Listed Bonds	Nominal price	Today's Rate	Accrued Interest Calc	Exp. Date [1]	Duration (years)	Note	Coupons Date	Curr. coupon value	Trading Unit	Government Bonds	Price min	Price max	Closing price	Previous closing price/date	Volume	Transactions Value	Price	Last order Buy / Sell	Date
40,000	1,000.00	4.67	FLR	Actual/360	18/09/2024	1	---	18/09 - 19/03	---	1	GGB-FLT-180924-01Y-4.670-1.000	---	---	---	---	---	---	---	---
5,364,250	1,000.00	3.25		Actual/Actual	20/03/2050	30	---	20/03	3.25	1	GGB-FXD-200350-30Y-3.250-1.000	---	---	---	---	---	---	---	---
3,924,361	1,000.00	2.00		Actual/Actual	22/04/2027	7	---	22/04	2.00	1	GGB-FXD-220427-07Y-2.000-1.000	---	---	---	---	---	99.9000	B	22/04/2020
2,500,000	1,000.00	1.88		Actual/Actual	23/07/2026	7	---	23/07	1.88	1	GGB-FXD-230726-07Y-1.875-1.000	---	---	---	---	---	---	---	---
4,900,000	1,000.00	4.25		Actual/Actual	15/06/2033	10	---	15/06	4.25	1	GGB-FXD-150633-10Y-4.250-1.000	---	---	---	---	---	---	---	---
3,500,000	1,000.00	1.88		Actual/Actual	24/01/2052	30	---	24/01	1.88	1	GGB-FXD-240152-30Y-1.875-1.000	---	---	---	---	---	---	---	---
3,700,000	1,000.00	1.75		Actual/Actual	18/06/2032	10	---	18/06	1.75	1	GGB-FXD-180632-10Y-1.750-1.000	---	---	---	---	---	---	---	---
2,200,000	1,000.00	1.13	FLR	Actual/360	15/12/2027	5	---	- 15/12 - 15/03 -	---	1	GGB-FLT-151227-05Y-1.130-1.000	---	---	---	---	---	102.1600	B	30/12/2022

Government Bonds Notes

Transactions Volume = (Pieces) * (Nominal Price). Transactions Value = (Pieces) * (Nominal Price) * (price %) + (Accrued interest).

The Value of current coupon for the issues with NV 0.01 euro refers to NV 100 euros

FLR: Floating Interest Rate.

[1] - The Expiration Date of the interest bearing period and the Date for coupon payment.

Treasury Bills & Zero Coupon Government Bonds

Issue Date	13-Week Maturity									26-Week Maturity									52-Week Maturity								
	Exp. Date	Initial Rate	Num Listed Bonds	Nominal price	Issue price	Last Trade Price	Last Trade Date	Volume Traded	Note	Exp. Date	Initial Rate	Num Listed Bonds	Nominal price	Issue price	Last Trade Price	Last Trade Date	Volume Traded	Note	Exp. Date	Initial Rate	Num Listed Bonds	Nominal price	Issue price	Last Trade Price	Last Trade Date	Volume Traded	Note
09/06/2023	---	---	---	---	---	---	---	---	---	---	---	---	---	---	---	---	---	---	07/06/2024	3.84	1,600,000	1,000.00	962.60	---	---	---	---
08/09/2023	---	---	---	---	---	---	---	---	---	---	---	---	---	---	---	---	---	---	06/09/2024	3.81	812,500	1,000.00	962.90	---	---	---	---
08/12/2023	---	---	---	---	---	---	---	---	---	---	---	---	---	---	---	---	---	---	06/12/2024	3.70	600,000	1,000.00	963.90	---	---	---	---
08/03/2024	---	---	---	---	---	---	---	---	---	---	---	---	---	---	---	---	---	---	07/03/2025	3.73	812,500	1,000.00	963.70	---	---	---	---

Bonds in Circulation	Currency / Min nominal traded Value	Coupons Payment Date	Current Coupon Value	Note	Coupon	Trading Unit	Issue Date	Duration (years)	Today's Interest	A.I.C in days	Bonds	Last price of previous days		Last Outcry in Cash (euro)			Trades in Pieces	Life min	Life Max
												Price	Buy / Sell	Date	Price	Buy / Sell			
Corporate Bonds in Foreign Currency and Euro																			
103,746	GBP / 10	01/12	0.25	---	65	1	01/12/1930	98	2.5	360	National Mortgage Bank	2.27	05/02/1996	2.27	S	05/02/1996	---	2.27	2.27
0	GBP / 10	01/12	0.25	---	67	1	01/12/1928	100	2.5	360	National Mortgage Bank	---	---	---	---	---	---	---	---

Government Bonds Notes

A.I.C: Accrued Interest Calculation base.

FLR: Floating Interest Rate.

The minimum tradeable Nominal Value for all Demeterialised Government Titles is 100 Euros.

(μτφρ-0)

Athex & ATHEXClear Members List

Member Name				Stock Market			Derivatives Market		ATHEXClear Member	
	Address	Phone	Fax	Market Member	Remote Member	Market Maker	Proprietary	Market Maker	General Clearing	Direct Clearing
A. SARRIS SECURITIES S.A.				a						
6, ΔΡΑΓΑΤΣΑΝΙΟΥ 6 ΑΘΗΝΑ	2103367700									
AEONIC SECURITIES C.I.F. P.L.C.				a						
, ΛΑΪΟΥ 6, ΓΡ. 301B, ANNA COURT	35725337600									
ALPHA BANK S.A.									a	
, ΣΤΑΔΙΟΥ 40 ΑΘΗΝΑ	2103260000									
ALPHA FINANCE INVESTMENT SERVICES SINGLE MEMBER SA				a		a	a	a		a
5, ΠΑΝΕΠΙΣΤΗΜΙΟΥ 45 ΑΘΗΝΑ	2103677400									
ARGUS STOCKBROKERS LTD				a	a		a			
25, 25 ΛΕΩΦΟΡΟΣ ΔΗΜΟΣΘΕΝΗ ΣΕΒΕΡΗ	0035722717000									
ATLANTIC SECURITIES LTD				a	a					
37, ΠΡΟΔΡΟΜΟΥ 37	0035722445400									
AXON SECURITIES S.A.				a			a			
48, ΣΤΑΔΙΟΥ 48 ΑΘΗΝΑ	2103363800									
BETA SECURITIES S.A.				a		a	a			a
29, Λ. ΑΛΕΞΑΝΔΡΑΣ 29 ΑΘΗΝΑ	210 6478900									
BNP PARIBAS S.A.									a	
, ΛΑΜΨΑΚΟΥ 2 ΑΘΗΝΑ	2107468525									
BOFA SECURITIES EUROPE SA				a	a					
, 51 RUE LA BOÉTIE	+33 153655555									
CAPITAL SECURITIES S.A.				a			a			
58, ΜΗΤΡΟΠΟΛΕΩΣ 58 ΑΘΗΝΑ	2103369700									
CITIGROUP GLOBAL MARKETS EUROPE AG				a	a					
16, REUTERWEG 16	+49 691366-0									
CITIGROUP GLOBAL MARKETS LIMITED				a						
1, 33 CANADA SQUARE -CANARY WHARF	+44 02079864000									
CREDIT SUISSE BANK (EUROPE), S.A.				a	a					
, CALLE AYALA 42, 3A PLANTA-B MADRID	+34917916000									
CREDIT SUISSE SECURITIES (EUROPE) LIMITED				a						
1, ONE CABOT SQUARE LONDON	+44 2078888888									
CYCLOS SECURITIES S.A.				a			a			
39, ΧΑΡΙΛΑΟΥ ΤΡΙΚΟΥΠΗ 6-8-10 ΑΘΗΝΑ	2103364300									
DEUTSCHE BANK S.A.					a					
1, GREAT WINCHESTER STREET LONDON	+44 20 754 54209	00441133361437								
EUROBANK EQUITIES INVESTMENT FIRM SINGLE MEMBER SA				a		a	a	a		a
, ΦΙΛΕΛΛΗΝΩΝ 10 & ΞΕΝΟΦΩΝΤΟΣ 13 ΑΘΗΝΑ	2103720425									
EUROBANK S.A.									a	
, ΟΘΩΝΟΣ 8 ΑΘΗΝΑ	2144043907									
EUROCORP INVESTMENT SERVICES S.A.				a			a			a
14, ΠΛ.ΦΙΛΙΚΗΣ ΕΤΑΙΡΕΙΑΣ 14 ΑΘΗΝΑ	2107263600									
EUOTRUST INVESTMENT FIRM SA				a						
113, ΣΕΒΑΣΤΟΥΠΟΛΕΩΣ 113 ΑΘΗΝΑ	2103363100									
EUROXX SECURITIES S.A.				a		a	a	a		a
7, ΠΑΛΕΟΛΟΓΟΥ ΧΑΛΑΝΔΡΙ	+30 2106879400	210-6879401								
7, ΠΑΛΑΙΟΛΟΓΟΥ ΧΑΛΑΝΔΡΙ	(210)-6879400	(210)-6879401								
FREEDOM FINANCE EUROPE LTD				a	a					
, ΧΡΙΣΤΑΚΗ ΚΡΑΝΟΥ 20	035725257786									
G. A. PERVANAS SECURITIES- INVESTMENT SERVICES S.A.				a						
7-9, ΣΟΦΟΚΛΕΟΥΣ 7-9 ΑΘΗΝΑ	2103727200									
GLOBAL CAPITAL SECURITIES & FINANCIAL SERVICES LTD				a	a					
50, ΛΑΡΧΙΕΠΙΣΚΟΠΟΥ ΜΑΚΑΡΙΟΥ Γ50	0035722710710									
GREENPOST TRADING EUROPE LTD				a	a	a				
, ΚΙΜΩΝΟΣ 3, ACROPOLIS MANSIONS, 2ND FLOOR, FLAT/OFFICE 202	035722521389									
HELLENIC AMERICAN SECURITIES S.A.				a		a	a			a
27, ΑΝΔΡΕΑ ΠΑΠΑΝΔΡΕΟΥ 27 ΜΑΡΟΥΣΙ	2103311100									
HELLENIC BANK (INVESTMENTS) LTD					a					
, ΑΥΞ.ΚΥΡΙΑΚΟΥ ΜΑΤΣΙ 31 - PO BOX 24747 NICOSIA	+357 22500100	357 22500110								
HSBC CONTINENTAL EUROPE									a	
109-111, Λ.ΜΕΣΟΓΕΙΩΝ 109-111	2106960000									
INDEX SECURITIES S.A.				a						
6, ΔΡΑΓΑΤΣΑΝΙΟΥ 6 ΑΘΗΝΑ	2103213920									
J. CHR. MAVRIKIS SECURITIES S.A.				a						
5, ΣΟΦΟΚΛΕΟΥΣ 5 ΑΘΗΝΑ	2103216730									

Athex & ATHEXClear Members List

Member Name				Stock Market			Derivatives Market		ATHEXClear Member	
	Address	Phone	Fax	Market Member	Remote Member	Market Maker	Proprietary	Market Maker	General Clearing	Direct Clearing
KAPPA SECURITIES S.A.				a			a			
15, ΒΑΛΑΩΡΙΤΟΥ 15 ΑΘΗΝΑ	2103678600									
KARAMANOF SECURITIES & INVESTMENT SERVICES S.A.				a						
2, ΠΛ.ΑΓ.ΘΕΟΔΩΡΩΝ 2 ΑΘΗΝΑ	2103212947									
LAIKI FINANCIAL SERVICES LTD					a					
26, AVE. VYRONOS NICOSIA	357 22367367	357 22718567								
LEON DEPOLAS SECURITIES S.A.				a		a	a			
1, ΧΡΗΣΤΟΥ ΛΑΔΑ 1 ΑΘΗΝΑ	2103213276 -28									
MEGA EQUITY SECURITIES & FINANCIAL SERVICES PUBLIC LTD				a	a		a			
42-44, ΛΕΩΦ.ΓΡΙΒΑ ΔΙΓΕΝΗ 42-44	0035722711711									
MERIT SECURITIES S.A				a		a	a			a
5, ΣΟΦΟΚΛΕΟΥΣ 5 ΑΘΗΝΑ	2141008814									
MERRILL LYNCH INTERNATIONAL				a						
2, 2 KING EDWARD STREET LONDON	+44 20276281000									
N. CHRYSOCHOIDIS SECURITIES S.A.				a			a			a
7-9, ΣΟΦΟΚΛΕΟΥΣ 7-9 ΑΘΗΝΑ	2103213913									
NATIONAL BANK OF GREECE S.A.				a		a	a		a	
86, ΑΙΟΛΟΥ ΣΤΡ. ΑΘΗΝΑ	(210)-3341000	(210)-3228187								
68, ΑΚΑΔΙΜΙΑΣ ΣΤΡ. ΑΘΗΝΑ	(210)-3328817	(210)-3328678								
NATIONAL SECURITIES SINGLE MEMBER SA				a		a	a	a		
66, ΛΕΩΦΟΡΟΣ ΑΘΗΝΩΝ 128-132 & ΙΦΙΓΕΝΙΑΣ ΑΘΗΝΑ	2103328784									
NUNTIUS BROKERAGE AND INVESTMENT SERVICES S.A				a						
6, ΔΡΑΓΑΤΣΑΝΙΟΥ 6 ΑΘΗΝΑ	2103350599									
ONE PLUS CAPITAL LIMITED				a	a					
, 75 PRODROMOU AVENUE NICOSIA 1307	35722873760									
OPTIMA BANK S.A.				a		a	a	a	a	
, ΑΙΓΙΑΛΕΙΑΣ 32 & ΠΑΡΑΔΕΙΣΟΥ ΜΑΡΟΥΣΙ	210 8173000									
PANCRETA BANK S.A									a	
, ΙΚΑΡΟΥ 5	2810338746									
PANTELAKIS SECURITIES S.A.				a		a	a	a		
57, ΕΘΝΙΚΗΣ ΑΝΤΙΣΤΑΣΕΩΣ 57, ΚΤΙΠΙΟ Β CHALANDRI	2106965000									
PIRAEUS BANK S.A.				a			a		a	
, ΑΜΕΡΙΚΗΣ 4 ΑΘΗΝΑ	2103335000									
PIRAEUS SECURITIES S. A.				a		a	a	a		a
10, ΣΤΑΔΙΟΥ 10 ΑΘΗΝΑ	2103354100									
PROCHOICE SECURITIES LTD				a	a					
57, ΛΕΩΦ.ΣΠΥΡΟΥ ΚΥΠΡΙΑΝΟΥ 57, ΑΚΙΝΗΤΑ Φ	035724661192									
SHARELINK SECURITIES & FINANCIAL SERVICES LTD				a			a			
6, HOUSE-ΘΕΟΤΟΚΗ 6 ΜΕΓΑΡΟ ΕΛΜΗΝΑ	+357 22554200									
SOCIETE GENERALE S.A.				a	a		a			
, 17 COURS VALMY, CEDEX	+157290504									
SOLIDUS SECURITIES S.A				a			a			a
64, ΛΟΥΙΖΗΣ ΠΙΑΝΚΟΥΡ 64 ΑΘΗΝΑ	2106900600									
ST. EM. LAVRENTAKIS SECURITIES S.A.				a			a			
7-9, ΣΟΦΟΚΛΕΟΥΣ 7-9 ΑΘΗΝΑ	2103213336									
THE CYPRUS INVESTMENT & SECURITIES CORPORATION LTD				a	a					
154, 1 AG. PROKOPIΟΥ & POSIDONOS 1ST FLOOR	0035722121700									
UBS EUROPE SE				a	a					
, OPERNTURM, BOCKENHEIMER LANDSTRASSE 2-4	496921790									
UBS LIMITED					a					
1, FINSBURY AVENUE LONDON	+44 2075687135									

List of Stocks under Market Making operations

Securities	Market Maker	Start Market Making	Stock Category
MLS MULTIMEDIA SA (CR)			Suspension Status
	PIRAEUS SECURITIES S. A.	01/08/2019	
ALPHA ETF FTSE Athex Large Cap			Exchange Traded Funds (ETFs)
	ALPHA FINANCE INVESTMENT SERVICES SINGLE MEMBER SA	02/01/1900	
	NATIONAL SECURITIES SINGLE MEMBER SA	02/01/1900	
ADMIE (IPTO) HOLDING S.A. (CR)			Main Market
	EUROBANK EQUITIES INVESTMENT FIRM SINGLE MEMBER SA	24/05/2021	
	HELLENIC AMERICAN SECURITIES S.A.	09/03/2020	
	PIRAEUS SECURITIES S. A.	29/06/2017	
AEGEAN AIRLINES (CR)			Main Market
	EUROBANK EQUITIES INVESTMENT FIRM SINGLE MEMBER SA	22/09/2020	
ALPHA SERVICES HOLD (CR)			Main Market
	ALPHA FINANCE INVESTMENT SERVICES SINGLE MEMBER SA	29/02/2016	
	EUROBANK EQUITIES INVESTMENT FIRM SINGLE MEMBER SA	22/10/2006	
	GREENPOST TRADING EUROPE LTD	12/06/2023	
	HELLENIC AMERICAN SECURITIES S.A.	25/07/2014	
	LEON DEPOLAS SECURITIES S.A.	04/01/2016	
	MERIT SECURITIES S.A	03/09/2012	
	NATIONAL SECURITIES SINGLE MEMBER SA	02/01/1900	
	PIRAEUS SECURITIES S. A.	28/05/2009	
ALPHA TRUST HOLDINGS (CR)			Main Market
	EUROBANK EQUITIES INVESTMENT FIRM SINGLE MEMBER SA	06/02/2023	
	LEON DEPOLAS SECURITIES S.A.	04/01/2021	
ALUMIL (CR)			Main Market
	PIRAEUS SECURITIES S. A.	31/07/2023	
ANDROMEDA SA (CR)			Main Market
	BETA SECURITIES S.A.	15/02/2021	
	OPTIMA BANK S.A.	03/04/2023	
ATTICA BANK S.A. (CR)			Main Market
	EUROXX SECURITIES S.A.	22/01/2016	
AUSTRIACARD (CB)			Main Market
	BETA SECURITIES S.A.	23/03/2023	
	EUROBANK EQUITIES INVESTMENT FIRM SINGLE MEMBER SA	15/05/2023	
AUTOHELLAS SA (CR)			Main Market
	ALPHA FINANCE INVESTMENT SERVICES SINGLE MEMBER SA	01/07/2019	
	EUROXX SECURITIES S.A.	02/07/2018	
AVAX S.A. (CR)			Main Market
	EUROBANK EQUITIES INVESTMENT FIRM SINGLE MEMBER SA	14/12/2015	
	OPTIMA BANK S.A.	04/09/2023	
	PIRAEUS SECURITIES S. A.	01/02/2021	
AVE (CR)			Main Market
	EUROXX SECURITIES S.A.	05/06/2020	
BRIQ PROPERTIES (CR)			Main Market
	EUROBANK EQUITIES INVESTMENT FIRM SINGLE MEMBER SA	09/09/2019	
	LEON DEPOLAS SECURITIES S.A.	22/02/2021	
	PIRAEUS SECURITIES S. A.	05/02/2024	
CC HBC AG (CR)			Main Market
	BETA SECURITIES S.A.	08/03/2021	
	NATIONAL SECURITIES SINGLE MEMBER SA	02/01/1900	
	PIRAEUS SECURITIES S. A.	04/05/2015	
CENERGY HOLDINGS (CB)			Main Market
	ALPHA FINANCE INVESTMENT SERVICES SINGLE MEMBER SA	02/01/2016	
	EUROBANK EQUITIES INVESTMENT FIRM SINGLE MEMBER SA	02/01/2016	
	OPTIMA BANK S.A.	14/03/2022	
	PANTELAKIS SECURITIES S.A.	27/12/2022	
CNL CAPITAL (CR)			Main Market
	MERIT SECURITIES S.A	01/10/2018	
DIMAND (CR)			Main Market
	ALPHA FINANCE INVESTMENT SERVICES SINGLE MEMBER SA	08/08/2022	
	EUROBANK EQUITIES INVESTMENT FIRM SINGLE MEMBER SA	08/08/2022	
	PANTELAKIS SECURITIES S.A.	15/05/2023	
EKTER SA (CR)			Main Market
	BETA SECURITIES S.A.	26/09/2022	
	EUROBANK EQUITIES INVESTMENT FIRM SINGLE MEMBER SA	16/10/2017	
	LEON DEPOLAS SECURITIES S.A.	21/05/2018	
ELASTRON (CR)			Main Market
	LEON DEPOLAS SECURITIES S.A.	20/02/2017	

List of Stocks under Market Making operations

Securities	Stock Category
Market Maker	Start Market Making
ELLAKTOR (CR)	Main Market
ALPHA FINANCE INVESTMENT SERVICES SINGLE MEMBER SA	18/03/2019
EUROBANK EQUITIES INVESTMENT FIRM SINGLE MEMBER SA	01/06/2012
EUROXX SECURITIES S.A.	24/09/2018
NATIONAL SECURITIES SINGLE MEMBER SA	02/01/1900
PIRAEUS SECURITIES S. A.	22/10/2018
ELTON SA (CR)	Main Market
OPTIMA BANK S.A.	30/01/2023
ELVALHALCOR (CR)	Main Market
ALPHA FINANCE INVESTMENT SERVICES SINGLE MEMBER SA	07/05/2018
BETA SECURITIES S.A.	09/01/2023
EUROBANK EQUITIES INVESTMENT FIRM SINGLE MEMBER SA	07/05/2018
ENTERSOFT (CR)	Main Market
ALPHA FINANCE INVESTMENT SERVICES SINGLE MEMBER SA	23/03/2023
EUROBANK EQUITIES INVESTMENT FIRM SINGLE MEMBER SA	22/06/2020
EUROBANK HOLDINGS (CR)	Main Market
ALPHA FINANCE INVESTMENT SERVICES SINGLE MEMBER SA	09/01/2006
EUROBANK EQUITIES INVESTMENT FIRM SINGLE MEMBER SA	01/06/2012
GREENPOST TRADING EUROPE LTD	12/06/2023
HELLENIC AMERICAN SECURITIES S.A.	25/07/2014
LEON DEPOLAS SECURITIES S.A.	30/11/2018
MERIT SECURITIES S.A	06/11/2017
NATIONAL SECURITIES SINGLE MEMBER SA	02/01/1900
PIRAEUS SECURITIES S. A.	28/09/2009
EUROCONSULTANTS S.A. (CR)	Main Market
OPTIMA BANK S.A.	01/02/2023
EYDAP S.A. (CR)	Main Market
ALPHA FINANCE INVESTMENT SERVICES SINGLE MEMBER SA	27/01/2020
EUROBANK EQUITIES INVESTMENT FIRM SINGLE MEMBER SA	10/06/2019
FOURLIS (CR)	Main Market
EUROBANK EQUITIES INVESTMENT FIRM SINGLE MEMBER SA	01/12/2016
PIRAEUS SECURITIES S. A.	06/03/2017
GEK TERNA (CR)	Main Market
BETA SECURITIES S.A.	08/03/2021
EUROBANK EQUITIES INVESTMENT FIRM SINGLE MEMBER SA	24/05/2021
PIRAEUS SECURITIES S. A.	29/08/2019
GR. SARANTIS S.A. (CR)	Main Market
BETA SECURITIES S.A.	14/05/2012
EUROBANK EQUITIES INVESTMENT FIRM SINGLE MEMBER SA	24/10/2016
HELLENIC EXCHANGES-A.S.E. (CR)	Main Market
HELLENIC AMERICAN SECURITIES S.A.	01/09/2014
NATIONAL SECURITIES SINGLE MEMBER SA	02/01/1900
PIRAEUS SECURITIES S. A.	04/05/2015
HELLENIO ENERGY (CR)	Main Market
ALPHA FINANCE INVESTMENT SERVICES SINGLE MEMBER SA	07/11/2023
EUROBANK EQUITIES INVESTMENT FIRM SINGLE MEMBER SA	01/11/2023
HELLENIC AMERICAN SECURITIES S.A.	14/09/2015
PIRAEUS SECURITIES S. A.	20/03/2017
IDEAL HOLDINGS (CR)	Main Market
EUROBANK EQUITIES INVESTMENT FIRM SINGLE MEMBER SA	07/06/2021
PIRAEUS SECURITIES S. A.	07/06/2021
INTERCONTINENTAL (CR)	Main Market
LEON DEPOLAS SECURITIES S.A.	03/06/2019
INTERLIFE G.C.I.(CR)	Main Market
BETA SECURITIES S.A.	24/10/2022
PIRAEUS SECURITIES S. A.	22/01/2024
INTERWOOD-XYLEMPORIA (CR)	Main Market
EUROBANK EQUITIES INVESTMENT FIRM SINGLE MEMBER SA	05/07/2021
PANTELAKIS SECURITIES S.A.	01/07/2021
INTRAKAT (CR)	Main Market
BETA SECURITIES S.A.	04/10/2021
PANTELAKIS SECURITIES S.A.	10/10/2022
JUMBO SA (CR)	Main Market
BETA SECURITIES S.A.	01/02/2021
EUROBANK EQUITIES INVESTMENT FIRM SINGLE MEMBER SA	25/05/2020
GREENPOST TRADING EUROPE LTD	12/06/2023
MERIT SECURITIES S.A	06/11/2017
PIRAEUS SECURITIES S. A.	06/03/2017

List of Stocks under Market Making operations

Securities	Stock Category
Market Maker	Start Market Making
KLOUKINAS - LAPPAS SA (CR)	Main Market
OPTIMA BANK S.A.	02/01/2023
KRI-KRI S.A. (CR)	Main Market
EUROBANK EQUITIES INVESTMENT FIRM SINGLE MEMBER SA	07/05/2018
PIRAEUS SECURITIES S. A.	11/12/2023
LAMDA DEVELOPMENT SA (CR)	Main Market
EUROBANK EQUITIES INVESTMENT FIRM SINGLE MEMBER SA	08/12/2014
PANTELAKIS SECURITIES S.A.	06/11/2017
PIRAEUS SECURITIES S. A.	29/06/2017
LAMPASA HOTEL SA (CR)	Main Market
LEON DEPOLAS SECURITIES S.A.	16/01/2017
MOTODYNAMICS S.A. (CR)	Main Market
OPTIMA BANK S.A.	25/08/2023
MOTOR OIL (CR)	Main Market
BETA SECURITIES S.A.	08/03/2021
EUROBANK EQUITIES INVESTMENT FIRM SINGLE MEMBER SA	22/10/2006
GREENPOST TRADING EUROPE LTD	12/06/2023
LEON DEPOLAS SECURITIES S.A.	01/04/2019
MERIT SECURITIES S.A	25/02/2019
NATIONAL SECURITIES SINGLE MEMBER SA	02/01/1900
PIRAEUS SECURITIES S. A.	04/05/2015
MPLK KEDROS (CR)	Main Market
OPTIMA BANK S.A.	16/10/2023
OPTIMA BANK S.A.	08/11/2023
MYTILINEOS (CR)	Main Market
ALPHA FINANCE INVESTMENT SERVICES SINGLE MEMBER SA	15/04/2019
BETA SECURITIES S.A.	11/04/2022
EUROBANK EQUITIES INVESTMENT FIRM SINGLE MEMBER SA	20/09/2017
GREENPOST TRADING EUROPE LTD	12/06/2023
MERIT SECURITIES S.A	25/02/2019
NATIONAL SECURITIES SINGLE MEMBER SA	02/01/1900
PIRAEUS SECURITIES S. A.	04/05/2015
NAFPAKTOS TEXTILE (CR)	Main Market
OPTIMA BANK S.A.	29/01/2024
NATIONAL BANK (CR)	Main Market
ALPHA FINANCE INVESTMENT SERVICES SINGLE MEMBER SA	09/01/2006
EUROBANK EQUITIES INVESTMENT FIRM SINGLE MEMBER SA	22/10/2006
GREENPOST TRADING EUROPE LTD	12/06/2023
HELLENIC AMERICAN SECURITIES S.A.	25/07/2014
LEON DEPOLAS SECURITIES S.A.	20/05/2015
MERIT SECURITIES S.A	03/09/2012
NATIONAL SECURITIES SINGLE MEMBER SA	02/01/1900
PIRAEUS SECURITIES S. A.	08/09/2008
OPAP (CR)	Main Market
ALPHA FINANCE INVESTMENT SERVICES SINGLE MEMBER SA	09/01/2006
EUROBANK EQUITIES INVESTMENT FIRM SINGLE MEMBER SA	22/10/2006
GREENPOST TRADING EUROPE LTD	12/06/2023
HELLENIC AMERICAN SECURITIES S.A.	25/07/2014
MERIT SECURITIES S.A	20/03/2017
NATIONAL SECURITIES SINGLE MEMBER SA	02/01/1900
PIRAEUS SECURITIES S. A.	04/05/2015
OPTIMA BANK (CR)	Main Market
ALPHA FINANCE INVESTMENT SERVICES SINGLE MEMBER SA	12/12/2023
EUROBANK EQUITIES INVESTMENT FIRM SINGLE MEMBER SA	11/12/2023
OPTIMA BANK S.A.	06/11/2023
ORILINA PROPERTIES REIC (CR)	Main Market
EUROBANK EQUITIES INVESTMENT FIRM SINGLE MEMBER SA	11/12/2023
LEON DEPOLAS SECURITIES S.A.	11/12/2023
OTE (CR)	Main Market
ALPHA FINANCE INVESTMENT SERVICES SINGLE MEMBER SA	09/01/2006
EUROBANK EQUITIES INVESTMENT FIRM SINGLE MEMBER SA	22/10/2006
GREENPOST TRADING EUROPE LTD	12/06/2023
HELLENIC AMERICAN SECURITIES S.A.	25/07/2014
LEON DEPOLAS SECURITIES S.A.	20/04/2015
MERIT SECURITIES S.A	20/03/2017
NATIONAL SECURITIES SINGLE MEMBER SA	02/01/1900
PIRAEUS SECURITIES S. A.	08/09/2008
P.P.A. S.A. (CR)	Main Market
EUROBANK EQUITIES INVESTMENT FIRM SINGLE MEMBER SA	06/02/2019

List of Stocks under Market Making operations

Securities	Market Maker	Start Market Making	Stock Category
PAPOUTSANIS (CR)			
	ALPHA FINANCE INVESTMENT SERVICES SINGLE MEMBER SA	19/11/2018	Main Market
	BETA SECURITIES S.A.	25/11/2013	
PETROPOULOS PETROS (CR)			
	EUROBANK EQUITIES INVESTMENT FIRM SINGLE MEMBER SA	01/04/2019	Main Market
	PANTELAKIS SECURITIES S.A.	16/03/2020	
PIRAEUS FINANCIAL HOLD (CR)			
	ALPHA FINANCE INVESTMENT SERVICES SINGLE MEMBER SA	15/04/2019	Main Market
	EUROBANK EQUITIES INVESTMENT FIRM SINGLE MEMBER SA	22/10/2006	
	EUROXX SECURITIES S.A.	15/02/2016	
	GREENPOST TRADING EUROPE LTD	12/06/2023	
	HELLENIC AMERICAN SECURITIES S.A.	25/07/2014	
	LEON DEPOLAS SECURITIES S.A.	30/11/2018	
	MERIT SECURITIES S.A	16/09/2013	
	NATIONAL SECURITIES SINGLE MEMBER SA	02/01/1900	
	PIRAEUS SECURITIES S. A.	16/02/2009	
PPC (CR)			
	ALPHA FINANCE INVESTMENT SERVICES SINGLE MEMBER SA	09/01/2006	Main Market
	BETA SECURITIES S.A.	01/02/2021	
	EUROBANK EQUITIES INVESTMENT FIRM SINGLE MEMBER SA	22/10/2006	
	GREENPOST TRADING EUROPE LTD	12/06/2023	
	HELLENIC AMERICAN SECURITIES S.A.	01/09/2014	
	MERIT SECURITIES S.A	06/11/2017	
	NATIONAL SECURITIES SINGLE MEMBER SA	02/01/1900	
	PIRAEUS SECURITIES S. A.	28/09/2009	
PREMIA (CR)			
	BETA SECURITIES S.A.	01/06/2021	Main Market
	LEON DEPOLAS SECURITIES S.A.	05/12/2022	
	PANTELAKIS SECURITIES S.A.	23/12/2021	
PROFILE SA (CR)			
	OPTIMA BANK S.A.	03/04/2023	Main Market
	PANTELAKIS SECURITIES S.A.	01/07/2019	
QUALITY & RELIABILITY SA (CR)			
	OPTIMA BANK S.A.	03/01/2023	Main Market
QUEST HOLDINGS (CR)			
	BETA SECURITIES S.A.	26/03/2018	Main Market
	EUROBANK EQUITIES INVESTMENT FIRM SINGLE MEMBER SA	28/01/2019	
REVOIL (CR)			
	BETA SECURITIES S.A.	26/06/2023	Main Market
SIDMA STEEL (CR)			
	OPTIMA BANK S.A.	25/05/2023	Main Market
SPACE HELLAS SA (CR)			
	MERIT SECURITIES S.A	09/12/2022	Main Market
TECHNICAL OLYMPIC SA (CR)			
	OPTIMA BANK S.A.	05/07/2023	Main Market
TERNA ENERGY (CR)			
	EUROBANK EQUITIES INVESTMENT FIRM SINGLE MEMBER SA	24/05/2021	Main Market
	PIRAEUS SECURITIES S. A.	09/12/2019	
THRACE PLASTICS SA (CR)			
	ALPHA FINANCE INVESTMENT SERVICES SINGLE MEMBER SA	26/03/2018	Main Market
	EUROBANK EQUITIES INVESTMENT FIRM SINGLE MEMBER SA	26/03/2018	
TITAN CEMENT (CB)			
	BETA SECURITIES S.A.	01/02/2021	Main Market
	EUROBANK EQUITIES INVESTMENT FIRM SINGLE MEMBER SA	06/11/2019	
	PIRAEUS SECURITIES S. A.	18/01/2021	
TRADE ESTATES REIC (CR)			
	EUROBANK EQUITIES INVESTMENT FIRM SINGLE MEMBER SA	08/11/2023	Main Market
	EUROBANK EQUITIES INVESTMENT FIRM SINGLE MEMBER SA	10/11/2023	
	PANTELAKIS SECURITIES S.A.	08/11/2023	
	PANTELAKIS SECURITIES S.A.	10/11/2023	
TZIRAKIAN PROFIL (CR)			
	LEON DEPOLAS SECURITIES S.A.	19/07/2021	Main Market
VIOHALCO SA/NV (CB)			
	ALPHA FINANCE INVESTMENT SERVICES SINGLE MEMBER SA	11/03/2008	Main Market
	EUROBANK EQUITIES INVESTMENT FIRM SINGLE MEMBER SA	04/03/2014	
	MERIT SECURITIES S.A	17/03/2014	

Underlying Asset				Derivatives Market													
Price max	Price min	Closing price	change	Delivery Month	Open price	Price max	Price min	Last price	Closing price	Last Bid	Last Ask	Fixing price*	Life high	Life low	Trades	Volume	Open Interest
FTSE/Athex Large Cap																	
(Trade Unit: 1 Index Point x 2E, Cash Settlement)																	
3,429.20	3,377.84	3,379.21	-1.46%	April 2024	3,407.75	3,420.00	3,380.00	3,380.25	3,380.25	---	---	---	3,502.50	---	189	685	4,862
				May 2024	3,408.00	3,408.00	3,387.25	3,387.25	3,387.25	---	---	---	3,454.00	---	3	22	89
				June 2024	---	---	---	---	3,447.75	---	---	---	---	---	---	---	---
				September 2024	---	---	---	---	3,465.25	---	---	---	---	---	---	---	---
				December 2024	---	---	---	---	3,482.50	---	---	---	---	---	---	---	---
				March 2025	---	---	---	---	3,500.00	---	---	---	---	---	---	---	---
FTSE/Athex Banks																	
(Trade Unit: 1 Index Point x 15E, Cash Settlement)																	
1,211.77	1,186.54	1,202.53	-0.45%	June 2024	1,200.00	1,213.50	1,200.00	1,213.50	1,213.50	---	---	---	1,290.00	---	6	23	1,418
				September 2024	---	---	---	---	1,220.75	---	---	---	---	---	---	---	---
				December 2024	---	---	---	---	1,226.75	---	---	---	---	---	---	---	---
				March 2025	---	---	---	---	1,233.00	---	---	---	---	---	---	---	---
MSCI GREECE REBASED																	
(Trade Unit: 1 Index Point x 2E, Cash Settlement)																	
5,460.01	5,373.01	5,378.95	-1.48%	April 2024	---	---	---	---	5,435.00	---	---	---	5,519.25	---	---	---	90
				May 2024	---	---	---	---	5,435.00	---	---	---	5,547.00	---	---	---	10
				June 2024	---	---	---	---	5,426.00	---	---	---	5,463.25	---	---	---	20
				July 2024	---	---	---	---	5,378.00	---	---	---	5,364.00	---	---	---	10
				August 2024	---	---	---	---	5,506.75	---	---	---	---	---	---	---	---
				September 2024	---	---	---	---	5,517.25	---	---	---	---	---	---	---	---
				December 2024	---	---	---	---	5,545.00	---	---	---	---	---	---	---	---
				March 2025	---	---	---	---	5,572.50	---	---	---	---	---	---	---	---

Derivatives notes

Fixing prices and final open positions can be retrieved from the following path <http://www.helex.gr/el/web/guest/statistics-end-of-day-derivatives>

Underlying Asset				Derivatives Market													
Price max	Price min	Closing price	change	Delivery Month	Open price	Price max	Price min	Last price	Closing price	Last Bid	Last Ask	Fixing price*	Life high	Life low	Trades	Volume	Open Interest
ADMIE (IPTO) HOLDING S.A. (CR)				(Contract Size: 100 Securities, Physical Delivery)													
2.32	2.275	2.295	-0.22%	June 2024	2.30	2.32	2.30	2.30	2.30	---	---	---	2.44	---	15	182	28,029
				September 2024	---	---	---	---	2.32	---	---	---	---	---	---	---	---
				December 2024	---	---	---	---	2.34	---	---	---	---	---	---	---	---
				March 2025	---	---	---	---	2.35	---	---	---	---	---	---	---	---
AEGEAN AIRLINES (CR)				(Contract Size: 100 Securities, Physical Delivery)													
12.68	12.34	12.56	-0.47%	June 2024	12.00	12.22	11.90	11.99	11.99	---	---	---	12.77	---	52	183	5,163
				September 2024	---	---	---	---	12.75	---	---	---	---	---	---	---	---
				December 2024	---	---	---	---	12.82	---	---	---	---	---	---	---	---
				March 2025	---	---	---	---	12.88	---	---	---	---	---	---	---	---
ALPHA SERVICES HOLD (CR)				(Contract Size: 100 Securities, Physical Delivery)													
1.7055	1.669	1.6895	-0.94%	June 2024	1.70	1.72	1.69	1.71	1.71	---	---	---	1.82	---	147	3,471	182,178
				September 2024	---	---	---	---	1.72	---	---	---	---	---	---	---	---
				December 2024	---	---	---	---	1.73	---	---	---	---	---	---	---	---
				March 2025	---	---	---	---	1.74	---	---	---	---	---	---	---	---
ATHENS INTL AIRPORT (CR)				(Contract Size: 100 Securities, Physical Delivery)													
8.656	8.55	8.58	-0.92%	June 2024	8.46	8.47	8.40	8.40	8.40	---	---	---	8.65	8.40	12	85	359
				September 2024	---	---	---	---	8.75	---	---	---	---	---	---	---	---
				December 2024	---	---	---	---	8.79	---	---	---	---	---	---	---	---
				March 2025	---	---	---	---	8.84	---	---	---	---	---	---	---	---
AUTOHELLAS SA (CR)				(Contract Size: 100 Securities, Physical Delivery)													
13.34	13.14	13.14	-0.91%	June 2024	---	---	---	---	12.69	---	---	---	13.67	---	---	---	236
				September 2024	---	---	---	---	13.40	---	---	---	---	---	---	---	---
				December 2024	---	---	---	---	13.47	---	---	---	---	---	---	---	---
				March 2025	---	---	---	---	13.53	---	---	---	---	---	---	---	---
AVAX S.A. (CR)				(Contract Size: 100 Securities, Physical Delivery)													
1.62	1.58	1.58	-1.99%	June 2024	---	---	---	---	1.64	---	---	---	1.72	---	---	---	844
				September 2024	---	---	---	---	1.63	---	---	---	---	---	---	---	---
				December 2024	---	---	---	---	1.64	---	---	---	---	---	---	---	---
				March 2025	---	---	---	---	1.65	---	---	---	---	---	---	---	---
CC HBC AG (CR)				(Contract Size: 100 Securities, Physical Delivery)													
29.09	28.46	28.7	-1.24%	June 2024	28.38	28.38	28.07	28.07	28.07	---	---	---	29.10	---	3	12	60
				September 2024	---	---	---	---	29.37	---	---	---	---	---	---	---	---
				December 2024	---	---	---	---	29.51	---	---	---	---	---	---	---	---
				March 2025	---	---	---	---	29.66	---	---	---	---	---	---	---	---

Derivatives notes

Fixing prices and final open positions can be retrieved from the following path <http://www.helex.gr/el/web/guest/statistics-end-of-day-derivatives>

Underlying Asset				Derivatives Market													
Price max	Price min	Closing price	change	Delivery Month	Open price	Price max	Price min	Last price	Closing price	Last Bid	Last Ask	Fixing price*	Life high	Life low	Trades	Volume	Open Interest
CENERGY HOLDINGS (CB)																	
(Contract Size: 100 Securities, Physical Delivery)																	
7.39	7.17	7.17	-2.98%	June 2024	7.27	7.33	7.27	7.30	7.30	---	---	---	7.61	---	4	8	4,975
				September 2024	---	---	---	---	7.47	---	---	---	---	---	---	---	---
				December 2024	---	---	---	---	7.50	---	---	---	---	---	---	---	---
				March 2025	---	---	---	---	7.54	---	---	---	---	---	---	---	---
ELLAKTOR (CR)																	
(Contract Size: 100 Securities, Physical Delivery)																	
2.55	2.45	2.5	1.21%	June 2024	2.53	2.60	2.52	2.56	2.56	---	---	---	2.70	---	45	151	5,012
				September 2024	---	---	---	---	2.50	---	---	---	---	---	---	---	---
				December 2024	---	---	---	---	2.51	---	---	---	---	---	---	---	---
				March 2025	---	---	---	---	2.52	---	---	---	---	---	---	---	---
ELVALHALCOR (CR)																	
(Contract Size: 100 Securities, Physical Delivery)																	
1.998	1.944	1.944	-2.41%	June 2024	2.02	2.02	1.96	1.96	1.96	---	---	---	2.28	---	41	94	4,125
				September 2024	---	---	---	---	2.01	---	---	---	---	---	---	---	---
				December 2024	---	---	---	---	2.02	---	---	---	---	---	---	---	---
				March 2025	---	---	---	---	2.03	---	---	---	---	---	---	---	---
EUROBANK HOLDINGS (CR)																	
(Contract Size: 100 Securities, Physical Delivery)																	
1.8155	1.751	1.8	0.95%	June 2024	1.76	1.83	1.76	1.82	1.82	---	---	---	2.00	---	61	2,644	43,157
				September 2024	---	---	---	---	1.80	---	---	---	---	---	---	---	---
				December 2024	---	---	---	---	1.81	---	---	---	---	---	---	---	---
				March 2025	---	---	---	---	1.82	---	---	---	---	---	---	---	---
EYDAP S.A. (CR)																	
(Contract Size: 100 Securities, Physical Delivery)																	
5.48	5.42	5.47	1.67%	June 2024	5.46	5.48	5.46	5.48	5.48	---	---	---	5.75	---	4	17	4,125
				September 2024	---	---	---	---	5.44	---	---	---	---	---	---	---	---
				December 2024	---	---	---	---	5.46	---	---	---	---	---	---	---	---
				March 2025	---	---	---	---	5.49	---	---	---	---	---	---	---	---
FOURLIS (CR)																	
(Contract Size: 100 Securities, Physical Delivery)																	
4.31	4.22	4.22	-2.43%	June 2024	---	---	---	---	4.36	---	---	---	4.38	---	---	---	1,132
				September 2024	---	---	---	---	4.37	---	---	---	---	---	---	---	---
				December 2024	---	---	---	---	4.39	---	---	---	---	---	---	---	---
				March 2025	---	---	---	---	4.41	---	---	---	---	---	---	---	---
GEK TERNA (CR)																	
(Contract Size: 100 Securities, Physical Delivery)																	
16.58	16.4	16.4	-1.09%	June 2024	16.53	16.77	16.53	16.64	16.64	---	---	---	17.10	---	19	63	15,374
				September 2024	---	---	---	---	16.75	---	---	---	---	---	---	---	---
				December 2024	---	---	---	---	16.84	---	---	---	---	---	---	---	---
				March 2025	---	---	---	---	16.92	---	---	---	---	---	---	---	---

Derivatives notes

Fixing prices and final open positions can be retrieved from the following path <http://www.helex.gr/el/web/guest/statistics-end-of-day-derivatives>

Underlying Asset				Derivatives Market													
Price max	Price min	Closing price	change	Delivery Month	Open price	Price max	Price min	Last price	Closing price	Last Bid	Last Ask	Fixing price*	Life high	Life low	Trades	Volume	Open Interest
HELLENIC EXCHANGES-A.S.E. (CR)				(Contract Size: 100 Securities, Physical Delivery)													
5.34	5.26	5.32	0.57%	June 2024	5.35	5.39	5.32	5.36	5.36	---	---	---	5.71	---	15	50	8,411
				September 2024	---	---	---	---	5.35	---	---	---	---	---	---	---	---
				December 2024	---	---	---	---	5.37	---	---	---	---	---	---	---	---
				March 2025	---	---	---	---	5.40	---	---	---	---	---	---	---	---
HELLENiQ ENERGY (CR)				(Contract Size: 100 Securities, Physical Delivery)													
8.12	8.03	8.03	-0.86%	June 2024	8.18	8.24	8.15	8.15	8.15	---	---	---	8.46	---	30	144	4,366
				September 2024	---	---	---	---	8.19	---	---	---	---	---	---	---	---
				December 2024	---	---	---	---	8.23	---	---	---	---	---	---	---	---
				March 2025	---	---	---	---	8.27	---	---	---	---	---	---	---	---
INTRACOM HOLDINGS (CR)				(Contract Size: 100 Securities, Physical Delivery)													
3.91	3.78	3.78	-2.33%	June 2024	3.84	3.91	3.83	3.83	3.83	---	---	---	4.30	---	17	39	8,004
				September 2024	---	---	---	---	3.91	---	---	---	---	---	---	---	---
				December 2024	---	---	---	---	3.93	---	---	---	---	---	---	---	---
				March 2025	---	---	---	---	3.95	---	---	---	---	---	---	---	---
INTRAKAT (CR)				(Contract Size: 100 Securities, Physical Delivery)													
5.45	5.34	5.39	1.13%	June 2024	5.37	5.40	5.31	5.33	5.33	---	---	---	5.66	---	9	23	2,903
				September 2024	---	---	---	---	5.39	---	---	---	---	---	---	---	---
				December 2024	---	---	---	---	5.41	---	---	---	---	---	---	---	---
				March 2025	---	---	---	---	5.44	---	---	---	---	---	---	---	---
JUMBO SA (CR)				(Contract Size: 100 Securities, Physical Delivery)													
26.2	25.7	25.8	-3.37%	June 2024	26.05	26.08	25.94	25.94	25.94	---	---	---	27.03	---	11	36	469
				September 2024	---	---	---	---	26.98	---	---	---	---	---	---	---	---
				December 2024	---	---	---	---	27.12	---	---	---	---	---	---	---	---
				March 2025	---	---	---	---	27.25	---	---	---	---	---	---	---	---
LAMDA DEVELOPMENT SA (CR)				(Contract Size: 100 Securities, Physical Delivery)													
7.1	6.91	6.91	-2.68%	June 2024	7.17	7.17	7.00	7.00	7.00	---	---	---	7.20	---	7	28	5,791
				September 2024	---	---	---	---	7.17	---	---	---	---	---	---	---	---
				December 2024	---	---	---	---	7.21	---	---	---	---	---	---	---	---
				March 2025	---	---	---	---	7.25	---	---	---	---	---	---	---	---
MIG (CR)				(Contract Size: 100 Securities, Physical Delivery)													
4.19	4.1	4.1	-2.38%	June 2024	---	---	---	---	4.22	---	---	---	4.25	---	---	---	102
				September 2024	---	---	---	---	4.24	---	---	---	---	---	---	---	---
				December 2024	---	---	---	---	4.27	---	---	---	---	---	---	---	---
				March 2025	---	---	---	---	4.29	---	---	---	---	---	---	---	---

Derivatives notes

Fixing prices and final open positions can be retrieved from the following path <http://www.helex.gr/el/web/guest/statistics-end-of-day-derivatives>

Underlying Asset				Derivatives Market													
Price max	Price min	Closing price	change	Delivery Month	Open price	Price max	Price min	Last price	Closing price	Last Bid	Last Ask	Fixing price*	Life high	Life low	Trades	Volume	Open Interest
MOTOR OIL (CR)				(Contract Size: 100 Securities, Physical Delivery)													
27.2	26.36	26.36	-2.30%	June 2024	26.96	27.04	26.73	26.73	26.73	---	---	---	27.99	---	11	11	371
				September 2024	---	---	---	---	27.26	---	---	---	---	---	---	---	---
				December 2024	---	---	---	---	27.40	---	---	---	---	---	---	---	---
				March 2025	---	---	---	---	27.54	---	---	---	---	---	---	---	---
MYTILINEOS (CR)				(Contract Size: 100 Securities, Physical Delivery)													
36.5	35.5	35.5	-2.74%	June 2024	36.56	36.69	35.70	35.81	35.81	---	---	---	37.32	---	98	347	4,578
				September 2024	---	---	---	---	36.88	---	---	---	---	---	---	---	---
				December 2024	---	---	---	---	37.07	---	---	---	---	---	---	---	---
				March 2025	---	---	---	---	37.25	---	---	---	---	---	---	---	---
NATIONAL BANK (CR)				(Contract Size: 100 Securities, Physical Delivery)													
7.306	7.1	7.3	1.11%	June 2024	7.22	7.33	7.14	7.32	7.32	---	---	---	7.37	---	210	1,823	13,214
				September 2024	---	---	---	---	7.30	---	---	---	---	---	---	---	---
				December 2024	---	---	---	---	7.33	---	---	---	---	---	---	---	---
				March 2025	---	---	---	---	7.37	---	---	---	---	---	---	---	---
OPAP (CR)				(Contract Size: 100 Securities, Physical Delivery)													
16.9	16.22	16.22	-3.57%	June 2024	16.36	16.36	15.80	15.83	15.83	---	---	---	16.99	---	25	81	1,005
				September 2024	---	---	---	---	17.00	---	---	---	---	---	---	---	---
				December 2024	---	---	---	---	17.08	---	---	---	---	---	---	---	---
				March 2025	---	---	---	---	17.17	---	---	---	---	---	---	---	---
OPTIMA BANK (CR)				(Contract Size: 100 Securities, Physical Delivery)													
7.7	7.55	7.7	2.94%	June 2024	---	---	---	---	7.52	---	---	---	7.84	---	---	---	15
				September 2024	---	---	---	---	7.56	---	---	---	---	---	---	---	---
				December 2024	---	---	---	---	7.60	---	---	---	---	---	---	---	---
				March 2025	---	---	---	---	7.63	---	---	---	---	---	---	---	---
OTE (CR)				(Contract Size: 100 Securities, Physical Delivery)													
13.8	13.49	13.49	-1.46%	June 2024	13.77	13.97	13.67	13.67	13.67	---	---	---	14.07	---	73	241	7,064
				September 2024	---	---	---	---	13.83	---	---	---	---	---	---	---	---
				December 2024	---	---	---	---	13.90	---	---	---	---	---	---	---	---
				March 2025	---	---	---	---	13.97	---	---	---	---	---	---	---	---
P.P.A. S.A. (CR)				(Contract Size: 100 Securities, Physical Delivery)													
28.25	26.8	27.7	-1.25%	June 2024	27.40	27.71	27.40	27.70	27.70	---	---	---	27.71	---	3	11	95
				September 2024	---	---	---	---	28.34	---	---	---	---	---	---	---	---
				December 2024	---	---	---	---	28.49	---	---	---	---	---	---	---	---
				March 2025	---	---	---	---	28.63	---	---	---	---	---	---	---	---

Derivatives notes

Fixing prices and final open positions can be retrieved from the following path <http://www.helex.gr/el/web/guest/statistics-end-of-day-derivatives>

Underlying Asset				Derivatives Market													
Price max	Price min	Closing price	change	Delivery Month	Open price	Price max	Price min	Last price	Closing price	Last Bid	Last Ask	Fixing price*	Life high	Life low	Trades	Volume	Open Interest
PIRAEUS FINANCIAL HOLD (CR)				(Contract Size: 100 Securities, Physical Delivery)													
3.894	3.782	3.786	-3.66%	June 2024	3.94	3.94	3.78	3.82	3.82	---	---	---	4.26	---	424	8,571	80,141
				September 2024	---	---	---	---	3.97	---	---	---	---	---	---	---	---
				December 2024	---	---	---	---	3.99	---	---	---	---	---	---	---	---
				March 2025	---	---	---	---	4.01	---	---	---	---	---	---	---	---
PPC (CR)				(Contract Size: 100 Securities, Physical Delivery)													
11.67	11.5	11.5	-1.71%	June 2024	11.84	11.85	11.65	11.65	11.65	---	---	---	12.75	---	51	138	28,871
				September 2024	---	---	---	---	11.82	---	---	---	---	---	---	---	---
				December 2024	---	---	---	---	11.88	---	---	---	---	---	---	---	---
				March 2025	---	---	---	---	11.94	---	---	---	---	---	---	---	---
QUEST HOLDINGS (CR)				(Contract Size: 100 Securities, Physical Delivery)													
5.88	5.73	5.84	-1.02%	June 2024	---	---	---	---	6.01	---	---	---	6.29	---	---	---	148
				September 2024	---	---	---	---	5.96	---	---	---	---	---	---	---	---
				December 2024	---	---	---	---	5.99	---	---	---	---	---	---	---	---
				March 2025	---	---	---	---	6.02	---	---	---	---	---	---	---	---
TERNA ENERGY (CR)				(Contract Size: 100 Securities, Physical Delivery)													
18.03	17.62	17.65	-1.12%	June 2024	17.95	18.22	17.86	17.95	17.95	---	---	---	18.56	---	50	106	27,194
				September 2024	---	---	---	---	18.04	---	---	---	---	---	---	---	---
				December 2024	---	---	---	---	18.13	---	---	---	---	---	---	---	---
				March 2025	---	---	---	---	18.22	---	---	---	---	---	---	---	---
TITAN CEMENT (CB)				(Contract Size: 100 Securities, Physical Delivery)													
25.8	25.4	25.65	0.39%	June 2024	25.66	25.66	25.58	25.64	25.64	---	---	---	26.96	---	4	12	163
				September 2024	---	---	---	---	25.82	---	---	---	---	---	---	---	---
				December 2024	---	---	---	---	25.95	---	---	---	---	---	---	---	---
				March 2025	---	---	---	---	26.08	---	---	---	---	---	---	---	---
VIOHALCO SA/NV (CB)				(Contract Size: 100 Securities, Physical Delivery)													
5.61	5.4	5.44	-2.16%	June 2024	5.63	5.69	5.47	5.47	5.47	---	---	---	6.43	---	36	93	5,008
				September 2024	---	---	---	---	5.62	---	---	---	---	---	---	---	---
				December 2024	---	---	---	---	5.65	---	---	---	---	---	---	---	---
				March 2025	---	---	---	---	5.67	---	---	---	---	---	---	---	---

Derivatives notes

Fixing prices and final open positions can be retrieved from the following path <http://www.helex.gr/el/web/guest/statistics-end-of-day-derivatives>

FTSE/Athex Large Cap

(Trade Unit: 1 Index Point x 2€ - Exercise Style: European, Cash Settlement)

Call Options																Put Options																					
Exercise Price	April 2024							May 2024							Other Months		April 2024					May 2024					Other Months		Exercise Price								
	Open price	Price max	Price min	Last price	Closing price	Volume	Open Interest	Open price	Price max	Price min	Last price	Closing price	Volume	Open Interest	Volume	Open Interest	Open price	Price max	Price min	Last price	Closing price	Volume	Open Interest	Open price	Price max	Price min	Last price	Closing price		Volume	Open Interest	Volume	Open Interest				
2,450	-	-	-	-	-	-	-	-	-	-	-	-	-	-	-	-	-	-	-	-	-	-	-	-	-	-	-	-	-	-	-	2,450					
2,500	-	-	-	-	-	-	-	-	-	-	-	-	-	-	-	-	-	-	-	-	-	-	-	-	-	-	-	-	-	-	-	2,500					
2,550	-	-	-	-	-	-	-	-	-	-	-	-	-	-	-	-	-	-	-	-	-	-	-	-	-	-	-	-	-	-	-	2,550					
2,600	-	-	-	-	-	-	-	-	-	-	-	-	-	-	-	-	-	-	-	-	-	-	-	-	-	-	-	-	-	-	-	2,600					
2,650	-	-	-	-	-	-	-	-	-	-	-	-	-	-	-	-	-	-	-	-	-	-	-	-	-	-	-	-	-	-	-	2,650					
2,700	-	-	-	-	-	-	-	-	-	-	-	-	-	-	-	-	-	-	-	-	-	-	-	-	-	-	-	-	-	-	-	2,700					
2,750	-	-	-	-	-	-	-	-	-	-	-	-	-	-	-	-	-	-	-	-	-	-	-	-	-	-	-	-	-	-	-	2,750					
2,800	-	-	-	-	-	-	-	-	-	-	-	-	-	-	-	-	-	-	-	-	-	-	-	-	-	-	-	-	-	-	-	2,800					
2,850	-	-	-	-	-	-	-	-	-	-	-	-	-	-	-	-	-	-	-	-	-	-	-	-	-	-	-	-	-	-	-	2,850					
2,900	-	-	-	-	-	-	-	-	-	-	-	-	-	-	-	-	-	-	-	-	-	-	-	-	-	-	-	-	-	-	-	2,900					
2,950	-	-	-	-	-	-	-	-	-	-	-	-	-	-	-	-	-	-	-	-	-	-	-	-	-	-	-	-	-	-	-	2,950					
3,000	0.00	0.00	0.00	-	436.00	-	-	-	-	-	-	-	-	-	-	0.00	0.00	0.00	-	0.57	-	-	-	-	-	-	-	-	-	-	-	3,000					
3,050	0.00	0.00	0.00	-	387.00	-	-	-	-	-	-	-	-	-	-	0.00	0.00	0.00	-	1.30	-	-	-	-	-	-	-	-	-	-	-	3,050					
3,100	0.00	0.00	0.00	-	338.00	-	-	0.00	0.00	0.00	-	342.00	-	-	-	0.00	0.00	0.00	-	2.80	-	-	0.00	0.00	0.00	-	10.50	-	-	-	3,100						
3,150	0.00	0.00	0.00	-	291.00	-	-	0.00	0.00	0.00	-	298.00	-	-	-	0.00	0.00	0.00	-	5.40	-	-	0.00	0.00	0.00	-	16.50	-	-	-	3,150						
3,200	0.00	0.00	0.00	-	246.00	-	-	0.00	0.00	0.00	-	256.00	-	-	-	0.00	0.00	0.00	-	9.90	-	-	0.00	0.00	0.00	-	24.75	-	-	-	3,200						
3,250	0.00	0.00	0.00	-	203.00	-	-	0.00	0.00	0.00	-	217.00	-	-	-	0.00	0.00	0.00	-	17.00	-	35	0.00	0.00	0.00	-	35.50	-	-	-	3,250						
3,300	143.00	143.00	139.00	139.00	139.00	20	40	0.00	0.00	0.00	-	182.00	-	-	-	0.00	143.00	0.00	-	27.50	-	40	0.00	0.00	0.00	-	49.75	-	-	-	3,300						
3,350	109.00	109.00	109.00	109.00	109.00	1	4	0.00	0.00	0.00	-	150.00	-	-	-	53.50	109.00	48.00	56.00	56.00	6	60	0.00	0.00	0.00	-	67.50	-	-	-	3,350						
3,400	0.00	0.00	0.00	-	98.00	-	-	0.00	0.00	0.00	-	121.00	-	-	-	74.00	0.00	74.00	74.00	74.00	1	101	111.00	111.00	111.00	111.00	111.00	1	-	-	-	3,400					
3,450	0.00	0.00	0.00	-	72.50	-	40	0.00	0.00	0.00	-	96.50	-	-	-	0.00	0.00	0.00	-	86.00	-	142	120.00	120.00	120.00	120.00	120.00	20	-	-	-	3,450					
3,500	0.00	0.00	0.00	-	52.00	-	28	0.00	0.00	0.00	-	75.50	-	-	-	0.00	0.00	0.00	-	115.00	-	41	0.00	0.00	0.00	-	143.00	-	-	-	-	3,500					
3,550	0.00	0.00	0.00	-	35.75	-	22	0.00	0.00	0.00	-	58.00	-	-	-	0.00	0.00	0.00	-	149.00	-	40	0.00	0.00	0.00	-	175.00	-	-	-	-	3,550					
3,600	15.00	15.00	15.00	15.00	15.00	8	20	0.00	0.00	0.00	-	43.75	-	-	-	0.00	15.00	0.00	-	187.00	-	-	0.00	0.00	0.00	-	211.00	-	-	-	-	3,600					
3,650	0.00	0.00	0.00	-	15.50	-	-	0.00	0.00	0.00	-	32.25	-	-	-	0.00	0.00	0.00	-	229.00	-	-	0.00	0.00	0.00	-	249.00	-	-	-	-	3,650					
3,700	0.00	0.00	0.00	-	9.70	-	-	0.00	0.00	0.00	-	23.50	-	-	-	0.00	0.00	0.00	-	273.00	-	-	0.00	0.00	0.00	-	290.00	-	-	-	-	3,700					
3,750	0.00	0.00	0.00	-	5.80	-	-	0.00	0.00	0.00	-	16.75	-	-	-	0.00	0.00	0.00	-	319.00	-	-	0.00	0.00	0.00	-	333.00	-	-	-	-	3,750					
Totals:						29	154					0	0								7	459							21	0					0	0	
Number of Trades:							6						0	0									5							2							0

ALPHA SERVICES HOLD (CR)

(Contract Size: 100 Securities, Exercise Style: American, Physical Delivery)

Call Options														Put Options																			
April 2024							May 2024							Other Months		April 2024							May 2024							Other Months		Exercise Price	
Open price	Price max	Price min	Last price	Closing price	Volume	Open Interest	Open price	Price max	Price min	Last price	Closing price	Volume	Open Interest	Volume	Open Interest	Open price	Price max	Price min	Last price	Closing price	Volume	Open Interest	Open price	Price max	Price min	Last price	Closing price	Volume	Open Interest	Volume	Open Interest		
0.850					-	-						-	-									-	-									0.009	
0.900					-	-						-	-									-	-									0.009	
0.950					-	-						-	-									-	-									0.010	
1.000					-	-						-	-									-	-									0.010	
1.100	0.000	0.000	0.000	0.612	-	-						-	-			0.000	0.000	0.000	0.001	-	-											0.011	
1.200	0.000	0.000	0.000	0.512	-	-	0.000	0.000	0.000	0.001	-	-			0.000	0.000	0.000	0.001	-	-			0.000	0.000	0.000	0.001	-	-			0.012		
1.300	0.000	0.000	0.000	0.413	-	-	0.000	0.000	0.000	0.001	-	-			0.000	0.000	0.000	0.001	-	-			0.000	0.000	0.000	0.001	-	-			0.013		
1.400	0.000	0.000	0.000	0.314	-	-	0.000	0.000	0.000	0.001	-	-			0.000	0.000	0.000	0.001	-	-			0.000	0.000	0.000	0.001	-	-			0.014		
1.500	0.000	0.000	0.000	0.220	-	-	0.000	0.000	0.000	0.001	-	-			0.000	0.000	0.000	0.001	-	-			0.000	0.000	0.000	0.001	-	-			0.015		
1.600	0.000	0.000	0.000	0.137	-	-	0.000	0.000	0.000	0.001	-	-			0.000	0.000	0.000	0.001	-	-			0.000	0.000	0.000	0.001	-	-			0.016		
1.700	0.000	0.000	0.000	0.074	-	-	0.000	0.000	0.000	0.001	-	-			0.000	0.000	0.000	0.001	-	-			0.000	0.000	0.000	0.001	-	-			0.017		
1.800	0.000	0.000	0.000	0.034	-	-	0.000	0.000	0.000	0.001	-	-			0.000	0.000	0.000	0.001	-	-			0.000	0.000	0.000	0.001	-	-			0.018		
1.900	0.000	0.000	0.000	0.014	-	-	0.000	0.000	0.000	0.001	-	-			0.000	0.000	0.000	0.001	-	-			0.000	0.000	0.000	0.001	-	-			0.019		
2.000	0.000	0.000	0.000	0.005	-	-	0.000	0.000	0.000	0.001	-	-			0.000	0.000	0.000	0.001	-	-			0.000	0.000	0.000	0.001	-	-			0.020		
2.200	0.000	0.000	0.000	0.001	-	-	0.000	0.000	0.000	0.001	-	-			0.000	0.000	0.000	0.001	-	-			0.000	0.000	0.000	0.001	-	-			0.022		
2.400	0.000	0.000	0.000	0.001	-	-	0.000	0.000	0.000	0.001	-	-			0.000	0.000	0.000	0.001	-	-			0.000	0.000	0.000	0.001	-	-			0.024		
2.600	0.000	0.000	0.000	0.001	-	-	0.000	0.000	0.000	0.001	-	-			0.000	0.000	0.000	0.001	-	-			0.000	0.000	0.000	0.001	-	-			0.026		
Totals:					0	0					0	0			0	0					0	0									0	0	
Number of Trades:					0						0				0						0.00										0		

NATIONAL BANK (CR)

(Contract Size: 100 Securities, Exercise Style: American, Physical Delivery)

Call Options														Put Options																		
April 2024							May 2024							Other Months		April 2024							May 2024							Other Months		Exercise Price
Open price	Price max	Price min	Last price	Closing price	Volume	Open Interest	Open price	Price max	Price min	Last price	Closing price	Volume	Open Interest	Volume	Open Interest	Open price	Price max	Price min	Last price	Closing price	Volume	Open Interest	Open price	Price max	Price min	Last price	Closing price	Volume	Open Interest	Volume	Open Interest	
3.400					-	-						-	-									-	-									0.034
3.600					-	-						-	-									-	-									0.036
3.800					-	-						-	-									-	-									0.038
4.000					-	-						-	-									-	-									0.040
4.400					-	-						-	-									-	-									0.044
4.800	0.000	0.000	0.000	2.43	-	-	0.000	0.000	0.000	0.000	0.001	-	-			0.000	0.000	0.000	0.000	0.001	-	-	0.000	0.000	0.000	0.000	0.001	-	-		0.048	
5.200	0.000	0.000	0.000	2.03	-	-	0.000	0.000	0.000	0.000	0.001	-	-			0.000	0.000	0.000	0.000	0.001	-	-	0.000	0.000	0.000	0.000	0.001	-	-		0.052	
5.600	0.000	0.000	0.000	1.63	-	-	0.000	0.000	0.000	0.000	0.001	-	-			0.000	0.000	0.000	0.000	0.001	-	-	0.000	0.000	0.000	0.000	0.001	-	-		0.056	
6.000	0.000	0.000	0.000	1.24	-	-	0.000	0.000	0.000	0.000	0.001	-	-			0.000	0.000	0.000	0.000	0.001	-	-	0.000	0.000	0.000	0.000	0.001	-	-		0.060	
6.400	0.000	0.000	0.000	0.867	-	-	0.000	0.000	0.000	0.000	0.001	-	-			0.000	0.000	0.000	0.000	0.001	-	-	0.000	0.000	0.000	0.000	0.001	-	-		0.064	
6.800	0.000	0.000	0.000	0.544	-	-	0.000	0.000	0.000	0.000	0.001	-	-			0.000	0.000	0.000	0.000	0.001	-	-	0.000	0.000	0.000	0.000	0.001	-	-		0.068	
7.200	0.000	0.000	0.000	0.300	-	-	0.000	0.000	0.000	0.000	0.001	-	-			0.000	0.000	0.000	0.000	0.001	-	-	0.000	0.000	0.000	0.000	0.001	-	-		0.072	
7.600	0.000	0.000	0.000	0.144	-	-	0.000	0.000	0.000	0.000	0.001	-	-			0.000	0.000	0.000	0.000	0.001	-	-	0.000	0.000	0.000	0.000	0.001	-	-		0.076	
8.000	0.000	0.000	0.000	0.060	-	-	0.000	0.000	0.000	0.000	0.001	-	-			0.000	0.000	0.000	0.000	0.001	-	-	0.000	0.000	0.000	0.000	0.001	-	-		0.080	
8.400	0.000	0.000	0.000	0.022	-	-	0.000	0.000	0.000	0.000	0.001	-	-			0.000	0.000	0.000	0.000	0.001	-	-	0.000	0.000	0.000	0.000	0.001	-	-		0.084	
8.800	0.000	0.000	0.000	0.006	-	-	0.000	0.000	0.000	0.000	0.001	-	-			0.000	0.000	0.000	0.000	0.001	-	-	0.000	0.000	0.000	0.000	0.001	-	-		0.088	
9.200	0.000	0.000	0.000	0.002	-	-	0.000	0.000	0.000	0.000	0.001	-	-			0.000	0.000	0.000	0.000	0.001	-	-	0.000	0.000	0.000	0.000	0.001	-	-		0.092	
Totals:					0	0						0	0			0	0					0	0							0	0	
Number of Trades:					0						0					0.00							0						0			

OPAP (CR)

(Contract Size: 100 Securities, Exercise Style: American, Physical Delivery)

Exercise Price	Call Options														Put Options																									
	April 2024							May 2024							Other Months		April 2024							May 2024							Other Months		Exercise Price							
	Open price	Price max	Price min	Last price	Closing price	Volume	Open Interest	Open price	Price max	Price min	Last price	Closing price	Volume	Open Interest	Volume	Open Interest	Open price	Price max	Price min	Last price	Closing price	Volume	Open Interest	Open price	Price max	Price min	Last price	Closing price	Volume	Open Interest	Volume	Open Interest								
9.600						-	-							-	-							-	-							-	-								-	-
10.000						-	-							-	-							-	-							-	-							-	-	0.100
11.000	0.000	0.000	0.000		5.84	-	-	0.000	0.000	0.000		0.001	-	-			0.000	0.000	0.000		0.001	-	-	0.000	0.000	0.000		0.001	-	-						0.110				
12.000	0.000	0.000	0.000		4.84	-	-	0.000	0.000	0.000		0.001	-	-			0.000	0.000	0.000		0.001	-	-	0.000	0.000	0.000		0.001	-	-						0.120				
13.000	0.000	0.000	0.000		3.85	-	-	0.000	0.000	0.000		0.001	-	-			0.000	0.000	0.000		0.001	-	-	0.000	0.000	0.000		0.001	-	-						0.130				
14.000	0.000	0.000	0.000		2.85	-	-	0.000	0.000	0.000		0.001	-	-			0.000	0.000	0.000		0.001	-	-	0.000	0.000	0.000		0.001	-	-						0.140				
15.000	0.000	0.000	0.000		1.88	-	-	0.000	0.000	0.000		0.001	-	-			0.000	0.000	0.000		0.001	-	-	0.000	0.000	0.000		0.001	-	-						0.150				
16.000	0.000	0.000	0.000		1.02	-	-	0.000	0.000	0.000		0.001	-	-			0.000	0.000	0.000		0.001	-	-	0.000	0.000	0.000		0.001	-	-						0.160				
17.000	0.301	0.301	0.301	0.301	0.301	1	-	0.000	0.000	0.000		0.001	-	-			0.000	0.000	0.000		0.569	-	70	0.000	0.000	0.000		0.001	-	-						0.170				
18.000	0.000	0.000	0.000		0.124	-	-	0.000	0.000	0.000		0.001	-	-			0.000	0.000	0.000		1.28	-	-	0.000	0.000	0.000		0.001	-	-						0.180				
19.000	0.000	0.000	0.000		0.025	-	-	0.000	0.000	0.000		0.001	-	-			0.000	0.000	0.000		2.19	-	-	0.000	0.000	0.000		0.001	-	-						0.190				
20.000	0.000	0.000	0.000		0.004	-	-	0.000	0.000	0.000		0.001	-	-			0.000	0.000	0.000		3.18	-	-	0.000	0.000	0.000		0.001	-	-						0.200				
22.000	0.000	0.000	0.000		0.001	-	-	0.000	0.000	0.000		0.001	-	-			0.000	0.000	0.000		5.18	-	-	0.000	0.000	0.000		0.001	-	-						0.220				
24.000	0.000	0.000	0.000		0.001	-	-	0.000	0.000	0.000		0.001	-	-			0.000	0.000	0.000		7.18	-	-	0.000	0.000	0.000		0.001	-	-						0.240				
Totals:						1	0					0	0	0	0						1	90						0	0	0	0	0	0							
Number of Trades:						1						0		0							0.00								0		0		0							

OTE (CR)

(Contract Size: 100 Securities, Exercise Style: American, Physical Delivery)

Call Options														Put Options																			
Exercise Price	April 2024						May 2024						Other Months		April 2024						May 2024						Other Months		Exercise Price				
	Open price	Price max	Price min	Last price	Closing price	Volume	Open Interest	Open price	Price max	Price min	Last price	Closing price	Volume	Open Interest	Volume	Open Interest	Open price	Price max	Price min	Last price	Closing price	Volume	Open Interest	Open price	Price max	Price min	Last price	Closing price		Volume	Open Interest	Volume	Open Interest
9.200	0.000	0.000	0.000		4.51	-	-	0.000	0.000	0.000		0.001	-	-			0.000	0.000	0.000		0.001	-	-	0.000	0.000	0.000		0.001	-	-			0.092
9.600	0.000	0.000	0.000		4.11	-	-	0.000	0.000	0.000		0.001	-	-			0.000	0.000	0.000		0.001	-	-	0.000	0.000	0.000		0.001	-	-			0.096
10.000	0.000	0.000	0.000		3.71	-	-	0.000	0.000	0.000		0.001	-	-			0.000	0.000	0.000		0.001	-	-	0.000	0.000	0.000		0.001	-	-			0.100
11.000	0.000	0.000	0.000		2.71	-	-	0.000	0.000	0.000		0.001	-	-			0.000	0.000	0.000		0.001	-	-	0.000	0.000	0.000		0.001	-	-			0.110
12.000	0.000	0.000	0.000		1.73	-	-	0.000	0.000	0.000		0.001	-	-			0.000	0.000	0.000		0.013	-	-	0.000	0.000	0.000		0.001	-	-			0.120
13.000	0.000	0.000	0.000		0.853	-	-	0.000	0.000	0.000		0.001	-	-			0.000	0.000	0.000		0.138	-	70	0.000	0.000	0.000		0.001	-	-			0.130
14.000	0.000	0.000	0.000		0.283	-	-	0.000	0.000	0.000		0.001	-	-			0.000	0.000	0.000		0.569	-	-	0.000	0.000	0.000		0.001	-	-			0.140
15.000	0.000	0.000	0.000		0.060	-	-	0.000	0.000	0.000		0.001	-	-			0.000	0.000	0.000		1.35	-	-	0.000	0.000	0.000		0.001	-	-			0.150
16.000	0.000	0.000	0.000		0.008	-	-	0.000	0.000	0.000		0.001	-	-			0.000	0.000	0.000		2.31	-	-	0.000	0.000	0.000		0.001	-	-			0.160
17.000	0.000	0.000	0.000		0.001	-	-	0.000	0.000	0.000		0.001	-	-			0.000	0.000	0.000		3.31	-	-	0.000	0.000	0.000		0.001	-	-			0.170
18.000	0.000	0.000	0.000		0.001	-	-	0.000	0.000	0.000		0.001	-	-			0.000	0.000	0.000		4.31	-	-	0.000	0.000	0.000		0.001	-	-			0.180
19.000	0.000	0.000	0.000		0.001	-	-	0.000	0.000	0.000		0.001	-	-			0.000	0.000	0.000		5.31	-	-	0.000	0.000	0.000		0.001	-	-			0.190
20.000						-	-						-	-								-	-					-	-			0.200	
22.000						-	-						-	-								-	-					-	-			0.220	
Totals:						0	0					0	0	0	0						0	70					0	0	0	0			
Number of Trades:						0						0		0							0.00						0		0				

PIRAEUS FINANCIAL HOLD (CR)

(Contract Size: 100 Securities, Exercise Style: American, Physical Delivery)

Call Options																Put Options																		
April 2024								May 2024								Other Months				April 2024						May 2024				Other Months				
Exercise Price	Open price	Price max	Price min	Last price	Closing price	Volume	Open Interest	Open price	Price max	Price min	Last price	Closing price	Volume	Open Interest	Volume	Open Interest	Open price	Price max	Price min	Last price	Closing price	Volume	Open Interest	Open price	Price max	Price min	Last price	Closing price	Volume	Open Interest	Volume	Open Interest	Exercise Price	
1.800						-	-																											0.018
1.900						-	-																											0.019
2.000						-	-																											0.020
2.200						-	-																											0.022
2.400	0.000	0.000	0.000		1.53	-	-										0.000	0.000	0.000		0.001	-	-										0.024	
2.600	0.000	0.000	0.000		1.34	-	-										0.000	0.000	0.000		0.001	-	-										0.026	
2.800	0.000	0.000	0.000		1.14	-	-	0.000	0.000	0.000		0.001	-	-			0.000	0.000	0.000		0.001	-	-	0.000	0.000	0.000		0.001	-	-			0.028	
3.000	0.000	0.000	0.000		0.936	-	-	0.000	0.000	0.000		0.001	-	-			0.000	0.000	0.000		0.001	-	-	0.000	0.000	0.000		0.001	-	-			0.030	
3.200	0.000	0.000	0.000		0.738	-	-	0.000	0.000	0.000		0.001	-	-			0.000	0.000	0.000		0.001	-	-	0.000	0.000	0.000		0.001	-	-			0.032	
3.400	0.000	0.000	0.000		0.546	-	-	0.000	0.000	0.000		0.001	-	-			0.000	0.000	0.000		0.010	-	-	0.000	0.000	0.000		0.001	-	-			0.034	
3.600	0.000	0.000	0.000		0.372	-	-	0.000	0.000	0.000		0.001	-	-			0.000	0.000	0.000		0.035	-	-	0.000	0.000	0.000		0.001	-	-			0.036	
3.800	0.000	0.000	0.000		0.228	-	-	0.000	0.000	0.000		0.001	-	-			0.000	0.000	0.000		0.091	-	-	0.000	0.000	0.000		0.001	-	-			0.038	
4.000	0.000	0.000	0.000		0.124	-	30	0.000	0.000	0.000		0.001	-	-			0.000	0.000	0.000		0.187	-	-	0.000	0.000	0.000		0.001	-	-			0.040	
4.400	0.000	0.000	0.000		0.025	-	-	0.000	0.000	0.000		0.001	-	-			0.000	0.000	0.000		0.489	-	-	0.000	0.000	0.000		0.001	-	-			0.044	
4.800	0.000	0.000	0.000		0.003	-	-	0.000	0.000	0.000		0.001	-	-			0.000	0.000	0.000		0.870	-	-	0.000	0.000	0.000		0.001	-	-			0.048	
5.200	0.000	0.000	0.000		0.001	-	-	0.000	0.000	0.000		0.001	-	-			0.000	0.000	0.000		1.27	-	-	0.000	0.000	0.000		0.001	-	-			0.052	
5.600	0.000	0.000	0.000		0.001	-	-	0.000	0.000	0.000		0.001	-	-			0.000	0.000	0.000		1.67	-	-	0.000	0.000	0.000		0.001	-	-			0.056	
6.000	0.000	0.000	0.000		0.001	-	-	0.000	0.000	0.000		0.001	-	-			0.000	0.000	0.000		2.07	-	-	0.000	0.000	0.000		0.001	-	-			0.060	
6.400	0.000	0.000	0.000		0.001	-	-	0.000	0.000	0.000		0.001	-	-			0.000	0.000	0.000		2.47	-	-	0.000	0.000	0.000		0.001	-	-			0.064	
Totals:						0	30						0	0									0	0									0	
Number of Trades:						0							0										0.00									0		

PPC (CR)

(Contract Size: 100 Securities, Exercise Style: American, Physical Delivery)

Exercise Price	Call Options														Put Options																			
	April 2024							May 2024							Other Months		April 2024							May 2024							Other Months		Exercise Price	
	Open price	Price max	Price min	Last price	Closing price	Volume	Open Interest	Open price	Price max	Price min	Last price	Closing price	Volume	Open Interest	Volume	Open Interest	Open price	Price max	Price min	Last price	Closing price	Volume	Open Interest	Open price	Price max	Price min	Last price	Closing price	Volume	Open Interest	Volume	Open Interest		
6.800						-	-							-	-																			
7.200						-	-							-	-																			0.072
7.600						-	-							-	-																			0.076
8.000						-	-							-	-																			0.080
8.400	0.000	0.000	0.000		3.32	-	-	0.000	0.000	0.000		0.001	-	-		0.000	0.000	0.000		0.001	-	-		0.000	0.000	0.000		0.001	-	-		0.084		
8.800	0.000	0.000	0.000		2.92	-	-	0.000	0.000	0.000		0.001	-	-		0.000	0.000	0.000		0.001	-	-		0.000	0.000	0.000		0.001	-	-		0.088		
9.200	0.000	0.000	0.000		2.52	-	-	0.000	0.000	0.000		0.001	-	-		0.000	0.000	0.000		0.003	-	-		0.000	0.000	0.000		0.001	-	-		0.092		
9.600	0.000	0.000	0.000		2.13	-	-	0.000	0.000	0.000		0.001	-	-		0.000	0.000	0.000		0.010	-	-		0.000	0.000	0.000		0.001	-	-		0.096		
10.000	0.000	0.000	0.000		1.75	-	-	0.000	0.000	0.000		0.001	-	-		0.000	0.000	0.000		0.028	-	-		0.000	0.000	0.000		0.001	-	-		0.100		
11.000	0.000	0.000	0.000		0.908	-	-	0.000	0.000	0.000		0.001	-	-		0.000	0.000	0.000		0.187	-	10		0.000	0.000	0.000		0.001	-	-		0.110		
12.000	0.000	0.000	0.000		0.354	-	2	0.000	0.000	0.000		0.001	-	-		0.000	0.000	0.000		0.633	-	-		0.000	0.000	0.000		0.001	-	-		0.120		
13.000	0.000	0.000	0.000		0.102	-	5	0.000	0.000	0.000		0.001	-	-		0.000	0.000	0.000		1.38	-	-		0.000	0.000	0.000		0.001	-	-		0.130		
14.000	0.000	0.000	0.000		0.021	-	-	0.000	0.000	0.000		0.001	-	-		0.000	0.000	0.000		2.31	-	-		0.000	0.000	0.000		0.001	-	-		0.140		
15.000	0.000	0.000	0.000		0.003	-	-	0.000	0.000	0.000		0.001	-	-		0.000	0.000	0.000		3.30	-	-		0.000	0.000	0.000		0.001	-	-		0.150		
16.000	0.000	0.000	0.000		0.001	-	-	0.000	0.000	0.000		0.001	-	-		0.000	0.000	0.000		4.30	-	-		0.000	0.000	0.000		0.001	-	-		0.160		
17.000	0.000	0.000	0.000		0.001	-	-	0.000	0.000	0.000		0.001	-	-		0.000	0.000	0.000		5.30	-	-		0.000	0.000	0.000		0.001	-	-		0.170		
18.000	0.000	0.000	0.000		0.001	-	-							-	-																		0.180	
Totals:						0	7						0	0							0	10						0	0			0	0	
Number of Trades:							0						0									0.00							0			0		

Lending Products	Underlying Title	Multilateral Transactions[1]					Bilateral Transactions[2]		Stock Borrowing through OTC (volume)[3]
		Open Interest[5]	Volume(Offered)	Average Weighted	Transactions volume	Average Weighted	Transactions Volume	Average Weighted	Transactions Volume
ADMIEBOR	ADMIE (IPTO) HOLDING S.A. (CR)	---	---	---	---	---	2,000	0.01%	247,580
AEGNBOR	AEGEAN AIRLINES (CR)	35,323	---	---	3,830	5.18%	---	---	216,110
AETFBOR	ALPHA ETF FTSE Athex Large Cap	---	---	---	---	---	---	---	---
ALPHABOR	ALPHA SERVICES HOLD (CR)	---	---	---	---	---	---	---	60,323,182
AIABOR	ATHENS INTL AIRPORT (CR)	---	---	---	---	---	---	---	110,473
OTOELBOR	AUTOHELLAS SA (CR)	1,500	---	---	---	---	---	---	89,889
AVAXBOR	AVAX S.A. (CR)	2,000	---	---	---	---	---	---	---
EEEBOR	CC HBC AG (CR)	2,358	---	---	537	4.88%	---	---	44,377
CENERBOR	CENERGY HOLDINGS (CB)	22,449	---	---	---	---	---	---	9,762
ELLAKTORBOR	ELLAKTOR (CR)	2,681	---	---	---	---	---	---	80,965
ELHABOR	ELVALHALCOR (CR)	788	---	---	---	---	---	---	68,987
EUROBBOR	EUROBANK HOLDINGS (CR)	12,000	---	---	---	---	---	---	34,131,452
EYDAPBOR	EYDAP S.A. (CR)	845	---	---	---	---	---	---	277,213
FOYRKBOR	FOURLIS (CR)	230	---	---	---	---	---	---	13,799
GEKTERNABOR	GEK TERNA (CR)	---	---	---	---	---	---	---	203,698
SARBOR	GR. SARANTIS S.A. (CR)	817	---	---	---	---	---	---	102,043
EXAEBOR	HELLENIC EXCHANGES-A.S.E. (CR)	200	---	---	---	---	---	---	152,047
ELPEBOR	HELLENIQ ENERGY (CR)	29,386	---	---	---	---	---	---	299,071
INTRKBOR	INTRACOM HOLDINGS (CR)	---	---	---	---	---	---	---	5,000
INKATBOR	INTRAKAT (CR)	---	---	---	---	---	---	---	291,781
BELABOR	JUMBO SA (CR)	10	---	---	---	---	---	---	197,735
LAMDABOR	LAMDA DEVELOPMENT SA (CR)	400	---	---	---	---	3,500	0.01%	223,277
MIGBOR	MIG (CR)	1,992	---	---	---	---	---	---	40,179
MOHBOR	MOTOR OIL (CR)	21,425	---	---	---	---	---	---	575,480
MYTILBOR	MYTILINEOS (CR)	261	---	---	---	---	---	---	151,530
ETEBOR	NATIONAL BANK (CR)	149	---	---	---	---	---	---	13,472,689
OPAPBOR	OPAP (CR)	---	---	---	---	---	---	---	1,639,185
OPTIMABOR	OPTIMA BANK (CR)	4,112	---	---	2,000	5.38%	---	---	25,394
HTOBOR	OTE (CR)	5,740	---	---	---	---	---	---	1,793,775
PPABOR	P.P.A. S.A. (CR)	2,300	---	---	---	---	---	---	65,287
TPEIRBOR	PIRAEUS FINANCIAL HOLD (CR)	---	---	---	---	---	---	---	8,062,588

Stock Lending Notes

[1] - Multilateral contracts Lending or Borrowing as per Methods 8-1, 8-2 and 8-3-3 (According to ATHEX BoD Resolution No.17)

[2] - Bilateral Contracts Lending or Borrowing as per Methods 8-3-1 and 8-3-2 (According to ATHEX BoD Resolution No.20)

[3] - The information concerning OTC Stock Borrowing Transactions is based on the statements of the Dematerialised Securities System (DSS) operators involved and refers to volumes that have been registered up until the previous working day.

[4] - Average Price (Volume weighted)

[5] - The Data concerning Open Interest before the start of trading session

Lending Products	Underlying Title	Open Interest[5]	Multilateral Transactions[1]				Bilateral Transactions[2]		Stock Borrowing through OTC (volume)[3]	
			Volume(Offered)	Average Weighted	Transactions volume	Average Weighted	Transactions Volume	Average Weighted	Transactions Volume	Transactions Volume
PPCBOR	PPC (CR)	500	---	---	---	---	---	---	1,278,881	
QUALBOR	QUALITY & RELIABILITY SA (CR)	---	---	---	---	---	---	---	---	
QUESTBOR	QUEST HOLDINGS (CR)	391	---	---	---	---	---	---	21,333	
TENERGYBOR	TERNA ENERGY (CR)	---	---	---	---	---	---	---	291,211	
TITCBOR	TITAN CEMENT (CB)	1,564	---	---	---	---	---	---	225,991	
VIOBOR	VIOHALCO SA/NV (CB)	744	---	---	---	---	---	---	---	

Stock Lending Notes

[1] - Multilateral contracts Lending or Borrowing as per Methods 8-1, 8-2 and 8-3-3 (According to ATHEX BoD Resolution No.17)

[2] - Bilateral Contracts Lending or Borrowing as per Methods 8-3-1 and 8-3-2 (According to ATHEX BoD Resolution No.20)

[3] - The information concerning OTC Stock Borrowing Transactions is based on the statements of the Dematerialised Securities System (DSS) operators involved and refers to volumes that have been registered up until the previous working day.

[4] - Average Price (Volume weighted)

[5] - The Data concerning Open Interest before the start of trading session

Sectors codification for listed companies

12003-	ETF	10101010	Computer Services
10101015	Software	10102030	Computer Hardware
15101010	Telecommunications Equipment	15102015	Telecommunications Services
20101010	Health Care Facilities	20101025	Health Care Services
20102010	Medical Equipment	20103015	Pharmaceuticals
30101010	Banks	30202000	Diversified Financial Services
30202010	Asset Managers & Custodians	30202015	Investment Services
30204000	Closed End Investments	30302010	Full Line Insurance
30302015	Insurance Brokers	30302025	Property and Casualty Insurance
35101010	Real Estate Holding and Development	35101015	Real Estate Services
35102000	Diversified REITs	35102030	Office REITs
35102045	Retail REITs.	40201040	Rental & Leasing Services: Consumer
40202010	Home Construction	40202015	Household Furnishings
40202020	Household Appliance	40203040	Electronic Entertainment
40204020	Clothing & Accessories	40301010	Entertainment
40301030	Publishing	40301035	Radio & TV Broadcasters
40401010	Diversified Retailers	40401020	Apparel Retailers
40401025	Home Improvement Retailers	40401030	Specialty Retailers
40501010	Airlines	40501015	Travel & Tourism
40501020	Casinos & Gambling	40501025	Hotels & Motels
45101015	Distillers & Vintners	45101020	Soft Drinks
45102010	Farming Fishing Ranching & Plantations	45102020	Food Products
45103010	Tobacco	45201010	Food Retailers & Wholesalers
45201020	Personal Products	50101010	Construction
50101020	Building Roof/Wallboard and Plumbing	50101030	Cement
50101035	Building Materials: Other	50202010	Electrical Components
50203015	Plastics	50203030	Containers & Packaging
50204000	Machinery: Industrial	50204020	Machinery: Construction & Handling
50205010	Industrial Suppliers	50205020	Back Office Support HR & Consulting
50205030	Forms & Bulk Printing Services	50206015	Commercial Vehicles & Parts
50206030	Marine Transportation	50206060	Transportation Services
55101000	Diversified Materials	55101020	Textile Products
55102000	General Mining	55102010	Iron & Steel
55102015	Metal Fabricating	55102035	Aluminum
60101020	Oil Refining and Marketing	65101010	Alternative Electricity
65101015	Conventional Electricity	65102000	Multi-Utilities
65102030	Water		



ATHEX
Athens Stock Exchange

Λεωφ. Αθηνών 110 104 42 Αθήνα
110, Athinon Ave. GR 104 42 Athens
tel. (+30)210-33.66.800, fax (+30)210-33.66.101
www.athexgroup.gr