

24

Ημερήσιο Δελτίο
Συναλλακτικής Δραστηριότητας

Daily Official List
of Trading Activity

Tuesday, 12 March, 2024

Year: 145 Trading Day No: 51



ATHEXGROUP
Athens Exchange Group

Disclaimer:

Hellenic Exchanges-Athens Stock Exchange S.A endeavours to ensure that the data and other material ("Information") presented on the Daily Official List are accurate and complete, but it is not liable for any errors or omissions of data or /and for the accuracy, credibility, updating and completeness of the aforesaid information nor it has any liability arising directly or indirectly from the use of the above Information.

The Company is not liable for the accuracy of the data included in listed companies' announcements. Only the sender of such an announcement is fully and solely liable for any infringement of third party's rights from the content of such announcement. All contents of the Daily Official List are provided only for information purposes and do not constitute investment advice or solicitation to invest in securities or other products listed for trading on the Exchange.

You acknowledge and agree that the Company is the owner of any property rights related to any Information appearing on the Daily Official List including intellectual property rights copyright, trademarks, etc.

The above data are a property of the Hellenic Exchanges-Athens Exchange and are copyright protected. Users are forbidden to reproduce, modify, copy, sale, transmit or redistribute, by all reproduction means and methods, part or the whole of the above data, without reference to their source.

The commercial exploitation of these data is, also, forbidden by third parties. Hellenic Exchanges-Athens Exchange does not carry any responsibility, direct or indirect, derived from usage or accidental alteration of the above data when used by third parties.

Hellenic Exchanges – Athens Stock Exchange S.A.

110 Athinon Ave., 10442 Athens, Tel: (210) 33.66.800, Fax: (210) 32.13.938

www.athexgroup.gr

Thessalonica Stock Exchange Center (T.S.E.C)

16-18 Katouni Str., Thessalonica 546 25 Tel: (2310) 567.667, Fax: (2310) 530.545

Athex Members Guarantee Fund

14-16 Fidiou Str., Athens 106 78, Tel: (210) 33.04.682, Fax: (210) 33.04.155

Hellenic Republic Capital Market Commission

1 Kolokotroni Str. & 1 Stadiou Str., Athens 10562 Tel: (210) 33.77.100 Fax: (210) 33.77.173

Table of Contents

Section 1: Statistical Figures of Securities, Derivatives and Lending

Summary of Markets

Athex Indices

Analytic Figures for Athex Market's Boards and Categories

Trading Details by Athex Sectors and Financial Instruments (ETFs)

Top 10 best & worst performing Shares

Derivatives Summary

Section 2: Analytic Figures of Shares Transactions

Analytic Figures of Shares Transactions

Shares' Notes

Section 3: Figures of Securities Transactions

Securities Blocks Details

Shares Rights Details

Stock Borrowing

Forced Sales Details

Forced Sales Registered Shares

Exchange Traded Funds (ETFs) Characteristics

Section 5: Bonds traded in Fixed Income Assets Market

Convertible Corporate Bonds - Regulated Market

Non Convertible Corporate Bonds - Regulated Market

Government Bonds

Treasury Bills & Zero Coupon Government Bonds

Government Bonds Traded with the Open Outcry Method

State Banks Bonds

Section 6: Additional Infos

Athex & ATHEXClear Members List

List of Stocks under Market Making operations

Section 7: Derivatives Market Analytic Figures

Index Futures

Stock Futures

Index Options

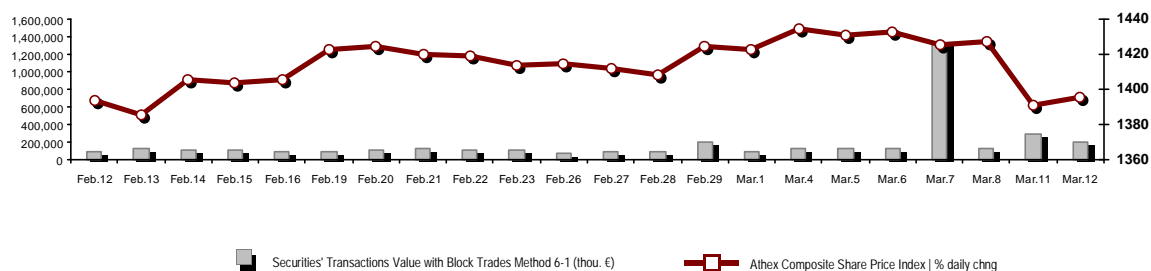
Stock Options

Stock Lending Analytic Figures

Appendix A: Sectors codification for listed companies

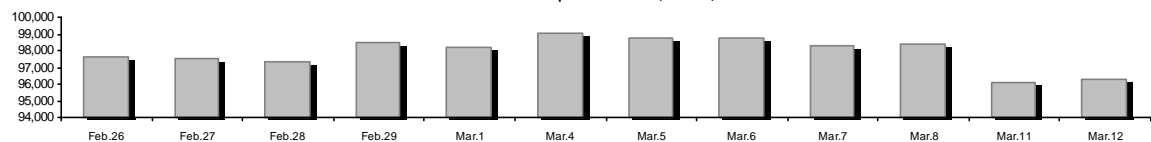
Summary of Markets

Athex Composite Share Price Index vs Shares and Derivatives Transactions Value

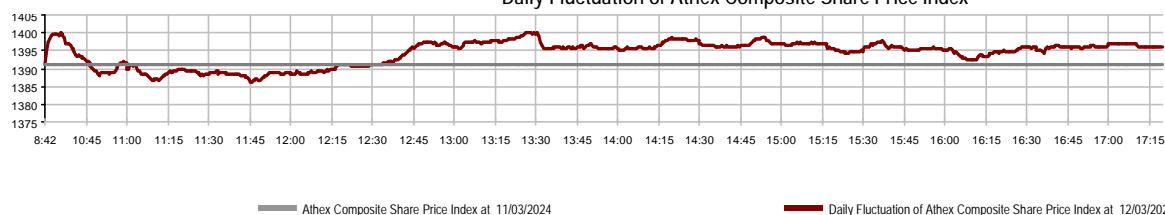


Athex Capitalisation (mill. €)**:	96,311.00		Derivatives Total Open Interest	524,571
Daily change: mill. € %	227.33	0.24%	in Index Futures % daily chng	6,996 -2.75%
Yearly Avg Capitalisation: mill. € % chng prev year Avg	94,200.70	17.19%	in Stock Futures % daily chng	514,670 -0.92%
Athex Composite Share Price Index % daily chng	1,395.86	0.33%	in Index Options % daily chng	1,285 9.64%
Athex Composite Share Price Index Capitalisation (mill. €)	87,725.59		in Stock Options % daily chng	1,620 1.89%
Daily change (mill. €)	229.80			
Securities' Transactions Value with Block Trades Method 6-1 (t)	198,472.40		Derivatives Contracts Volume:	316,461
Daily change: %	-92,149.78	-31.71%	Daily change: pieces %	156,456 97.78%
YTD Avg Trans. Value: thou. € % chng prev year Avg	140,628.85	28.35%	YTD Avg Derivatives Contracts % chng prev year Avg	37,179 -15.43%
Blocks Transactions Value of Method 6-1 (thou. €)	28,171.90		Derivatives Trades Number:	6,291
Blocks Transactions Value of Method 6-2 & 6-3 (thou. €)	2,344.72		Daily change: number %	1,079 20.70%
Bonds Transactions Value (thou.€)	1,647.16		YTD Avg Trades number % chng prev year Avg	2,091 -10.29%
Securities' Transactions Volume with Block Trades Method 6-1 (tho)	48,565.11		Lending Total Open Interest	421,550
Daily change: thou. pieces %	-22,941.49	-32.08%	Daily change: pieces %	370,969 733.42%
YTD Avg Volume: % chng prev year Avg	32,976.51	-1.92%	Lending Volume (Multilateral/Bilateral)	219,003
Blocks Transactions Volume of Method 6-1 (thou. Pieces)	5,072.55		Daily change: pieces %	-152,326
Blocks Transactions Volume of Method 6-2 & 6-3 (thou. Pieces)	456.17		Multilateral Lending	40,237
Bonds Transactions Volume	1,720,000		Bilateral Lending	178,766
Securities' Trades Number with Block Trades Method 6-1	63,841		Lending Trades Number:	17
Daily change: number %	3,846	6.41%	Daily change: %	5
YTD Avg Trades number % chng prev year Avg	40,589	12.05%	Multilateral Lending Trades Number	15
Number of Blocks Method 6-1	13		Bilateral Lending Trades Number	2
Number of Blocks Method 6-2 & 6-3	3			
Number of Bonds Transactions	252			

Athex Capitalisation (mill. €)**



Daily Fluctuation of Athex Composite Share Price Index



Athex Indices

Index name	12/03/2024	11/03/2024	pts.	%	Min	Max	Year min	Year max	Year change
Athex Composite Share Price Index	1,395.86 #	1,391.26	4.60	0.33%	1,386.21	1,400.07	1,293.14	1,437.65	7.94% #
Athex Composite Index Total Return Index	2,545.14 #	2,536.75	8.39	0.33%	2,527.55	2,552.81	2,355.44	2,621.34	8.05% #
Athex ESG Index	1,584.24 #	1,583.20	1.04	0.07%	1,574.59	1,592.68	1,471.77	1,643.01	7.64% #
ATHEX Alternative Market Price Index	12,625.06 #	12,478.67	146.39	1.17%	12,429.57	12,700.44	9,352.11	13,974.15	35.00% #
FTSE/Athex Large Cap	3,368.57 #	3,365.62	2.95	0.09%	3,347.66	3,386.60	3,122.79	3,495.52	7.87% #
FTSE/Athex Mid Cap Index	2,374.81 #	2,373.06	1.75	0.07%	2,361.63	2,386.56	2,212.15	2,459.55	5.51% #
FTSE/ATHEX High Dividend Yield Index	4,049.45 #	4,042.56	6.89	0.17%	4,042.56	4,091.30	3,752.57	4,182.26	7.37% #
FTSE/Athex Market Index	804.97 #	803.71	1.26	0.16%	799.98	808.68	746.82	834.20	7.79% #
FTSE/Athex Banks	1,193.62 €	1,202.70	-9.08	-0.75%	1,178.79	1,204.82	1,057.67	1,269.79	12.43% #
FTSE/ATHEX TECHNOLOGY & TELECOMMUNICAT	5,369.88 #	5,356.37	13.51	0.25%	5,356.37	5,404.77	4,915.95	5,567.15	5.86% #
FTSE/ATHEX FINANCIAL SERVICES	5,622.54 €	5,665.30	-42.76	-0.75%	5,555.24	5,675.49	4,996.31	5,980.67	12.13% #
FTSE/ATHEX REAL ESTATE	4,892.92 #	4,851.80	41.12	0.85%	4,845.54	4,901.85	4,836.39	5,120.52	-1.36% €
FTSE/ATHEX CONSUMER DISCRETIONARY	5,353.60 #	5,339.17	14.43	0.27%	5,338.44	5,401.50	4,993.33	5,557.48	6.74% #
FTSE/ATHEX CONSUMER STAPLES	5,784.13 #	5,630.74	153.39	2.72%	5,630.74	5,799.12	5,069.68	5,799.12	13.67% #
FTSE/ATHEX INDUSTRIALS	5,687.88 €	5,700.38	-12.50	-0.22%	5,654.35	5,734.15	5,044.08	5,858.28	11.93% #
FTSE/ATHEX BASIC MATERIALS	4,983.31 €	4,998.20	-14.89	-0.30%	4,983.31	5,085.57	4,869.63	5,876.05	2.33% #
FTSE/ATHEX ENERGY & UTILITIES	5,077.38 #	5,059.77	17.61	0.35%	5,052.65	5,114.12	4,987.63	5,361.67	1.80% #
Athex All Share Index	322.86 #	322.09	0.77	0.24%	322.86	322.86	304.60	332.01	6.91% #
Hellenic Mid & Small Cap Index	2,027.48 #	2,018.17	9.31	0.46%	2,014.90	2,035.46	1,929.00	2,087.26	5.11% #
FTSE/Athex Large Cap Total Return	5,577.57 #	5,572.69	4.88	0.09%			5,201.70	5,780.01	7.94% #
FTSE/Athex Mid Cap Total Return	3,198.20 #	3,195.84	2.36	0.07%			3,005.84	3,302.69	5.51% #
MSCI GREECE REBASED	5,371.56 €	5,385.77	-14.21	-0.26%	5,332.62	5,413.46	4,984.69	5,636.99	7.76% #
Hellenic Corporate Bond Index	130.90 #	130.89	0.01	0.01%			129.54	130.90	0.97% #
Hellenic Corporate Bond Price Index	91.00 €	91.02	-0.02	-0.02%			90.52	91.02	0.39% #

Note 1: FTSE/Med 100, Hellenic Corporate Bond Price Index and Hellenic Corporate Bond Index closing prices refer to the previous trading day of 08/03/2024.

Note 2: The Hellenic Mid & Small Cap Index is a Customized index calculated by the Athens Exchange.

Analytic Figures for Athex Market's Boards and Categories

	Total Traded Securities	Main Market	Surveillance	Exchange Traded Funds (ETFs)
Totals	127	118	8	1
Gain / Lose / Same:	54 / 43 / 30	53 / 41 / 24	0 / 2 / 6	1 / 0 / 0
Athex Capitalisation (mill. €) **	96,311.00	96,217.37	93.63	
Daily Average Trans/ons Value(thou.€)	140,628.85	140,375.79	58.62	301.97
Transactions Value	200,817.12	200,597.47	15.79	203.86
Main Board:	170,300.50	170,080.85	15.79	203.86
Blocks Board 6_2_3:	30,516.62	30,516.62	0.00	0.00
Forced Sales Board:	0.00	0.00	0.00	0.00
Special Terms Board:	0.00	0.00	0.00	0.00
Daily Average Transactions Volume	32,976,505	32,720,480	272,673	8,910
Transactions Volume	49,021,278	48,952,979	62,304	5,995
Main Board:	43,492,563	43,424,264	62,304	5,995
Blocks Board 6_2_3:	5,528,715	5,528,715	0	0
Forced Sales Board:	0	0	0	0
Special Terms Board:	0	0	0	0
Daily Average Number of Trades	40,589	40,431	89	70
Number of Trades	63,844	63,744	50	50
Main Board:	63,828	63,728	50	50
Blocks Board 6_2_3:	16	16	0	0
Forced Sales Board:	0	0	0	0
Special Terms Board:	0	0	0	0

Trading Details by Athex Sectors and Financial Instruments (ETFs)

Code	Sectors	Gain / Lose / Same	Number of Trades	Transactions Volume	Transactions Value	% of Total Trans. Value
3010	- Banks	3 / 4 / 0	32,411	38,380,176	116,680,865.25	58.10%
5510	- Basic Resources	4 / 5 / 7	2,330	607,068	1,814,856.51	0.90%
5010	- Construction & Materials	6 / 4 / 4	3,742	1,023,530	6,659,934.00	3.32%
4020	- Consumer Products & Services	2 / 3 / 1	339	99,546	197,085.45	0.10%
6010	- Energy	2 / 2 / 0	2,449	483,933	5,014,117.14	2.50%
12000	- Financial Instruments	1 / 0 / 0	50	5,995	203,855.60	0.10%
3020	- Financial Services	2 / 2 / 1	647	154,090	822,411.30	0.41%
4510	- Food Beverage & Tobacco	2 / 1 / 4	287	56,639	764,454.56	0.38%
2010	- Health Care	1 / 2 / 0	189	93,864	102,307.19	0.05%
5020	- Industrial Goods & Services	6 / 9 / 2	2,118	710,696	5,074,713.10	2.53%
3030	- Insurance	1 / 0 / 0	30	2,044	9,969.80	0.00%
4030	- Media	1 / 0 / 0	27	36,000	18,172.73	0.01%
4520	- Personal Care, Drug & Grocery Stores	2 / 0 / 0	490	157,746	1,464,573.93	0.73%
3510	- Real Estate	3 / 4 / 5	1,328	409,496	2,032,610.52	1.01%
4040	- Retail	4 / 1 / 2	2,246	212,257	4,039,692.98	2.01%
1010	- Technology	7 / 3 / 0	2,207	3,135,943	21,482,263.55	10.70%
1510	- Telecommunications	1 / 0 / 1	1,923	436,398	5,873,503.70	2.92%
4050	- Travel & Leisure	3 / 2 / 1	3,919	1,413,185	8,098,254.66	4.03%
6510	- Utilities	3 / 1 / 2	7,112	1,602,672	20,463,475.33	10.19%

Top 10 best & worst performing Shares

Main Market

With positive Price change	Closing price	change	With negative Price change	Closing price	change
GR. SARANTIS S.A. (CR)	9.79	3.60% #	EUROBANK HOLDINGS (CR)	1.774	-3.74% €
KRI-KRI S.A. (CR)	11.4	2.70% #	REVOIL (CR)	1.72	-2.82% €
ALUMIL (CR)	2.67	2.69% #	GEN. COMMERCIAL & IND.SA (CR)	1.72	-2.27% €
AEGEAN AIRLINES (CR)	12.66	2.59% #	KEKROPS SA (CR)	1.515	-2.26% €
CC HBC AG (CR)	28.8	2.16% #	EPSILON NET (CR)	10.22	-1.92% €
PROFILE SA (CR)	4.43	2.07% #	TITAN CEMENT (CB)	25.45	-1.36% €
CENERGY HOLDINGS (CB)	7.15	2.00% #	AVAX S.A. (CR)	1.6	-1.24% €
AUTOHELLAS SA (CR)	13.28	2.00% #	EVROFARMA SA (CR)	1.79	-1.10% €
ILYDA S.A. (CR)	1.69	1.81% #	HELLENIC EXCHANGES-A.S.E. (CR)	5.29	-0.94% €
PAPOUTSANIS (CR)	2.37	1.72% #	ELVALHALCOR (CR)	1.93	-0.92% €
With the highest Transactions Value	Value (thou. €)	change	With the highest Transactions Volume	Volume	change
PIRAEUS FINANCIAL HOLD (CR)	60,572.38	-0.15% €	PIRAEUS FINANCIAL HOLD (CR)	15,313,048	-0.15% €
EUROBANK HOLDINGS (CR)	24,101.76	-3.74% €	EUROBANK HOLDINGS (CR)	13,470,632	-3.74% €
NATIONAL BANK (CR)	20,381.46	1.39% #	ALPHA SERVICES HOLD (CR)	6,576,277	-0.71% €
ENTERSOFT (CR)	19,744.70	-0.74% €	NATIONAL BANK (CR)	2,937,376	1.39% #
ALPHA SERVICES HOLD (CR)	10,964.77	-0.71% €	ENTERSOFT (CR)	2,468,063	-0.74% €
PPC (CR)	8,564.94	-0.09% €	INTRALOT (CR)	949,527	0.87% #
MYTILINEOS (CR)	7,336.42	0.34% #	PPC (CR)	758,313	-0.09% €
OTE (CR)	5,860.61	1.05% #	OTE (CR)	434,706	1.05% #
OPAP (CR)	5,576.18	-0.42% €	ATHENS INTL AIRPORT (CR)	406,004	0.36% #
JUMBO SA (CR)	3,767.89	0.31% #	ADMIE (IPTO) HOLDING S.A. (CR)	386,573	0.00% -

Note: Stocks that are not included in the "Under Supervision" category, and the transactions value is more than 10,000 €.

Derivatives Summary

	Number of Trades	Volume	Open Interest
Index Futures	517	6,511	6,996
FTSE/Athex Banks	22	704	1,743
FTSE/Athex Large Cap	491	5,701	5,061
MSCI GREECE REBASED	4	106	192
Stock Futures	5,760	309,798	514,670
ADMIE (IPTO) HOLDING S.A. (CR)	187	22,461	29,536
AEGEAN AIRLINES (CR)	207	701	6,190
ALPHA SERVICES HOLD (CR)	767	119,026	193,067
ATHENS INTL AIRPORT (CR)	11	101	110
AUTOHELLAS SA (CR)	8	35	305
AVAX S.A. (CR)	57	269	1,326
CC HBC AG (CR)	8	28	173
CENERGY HOLDINGS (CB)	102	2,355	5,401
ELLAKTOR (CR)	50	972	4,194
ELVALHALCOR (CR)	117	1,177	4,479
EUROBANK HOLDINGS (CR)	327	20,812	31,727
EYDAP S.A. (CR)	51	346	5,061
FOURLIS (CR)	35	595	1,431
GEK TERNA (CR)	348	6,827	14,064
HELLENIC EXCHANGES-A.S.E. (CR)	193	5,295	9,751
HELLENIQ ENERGY (CR)	99	2,115	5,382
INTRACOM HOLDINGS (CR)	169	3,179	8,380
INTRAKAT (CR)	135	1,227	3,521
JUMBO SA (CR)	11	152	598
LAMDA DEVELOPMENT SA (CR)	181	1,959	7,020
MIG (CR)	3	19	115
MOTOR OIL (CR)	20	360	523
MYTILINEOS (CR)	235	2,683	4,858
NATIONAL BANK (CR)	314	17,931	14,029
OPAP (CR)	22	102	1,387
OPTIMA BANK (CR)	2	15	136
OTE (CR)	220	2,648	9,466
P.P.A. S.A. (CR)	4	104	108
PIRAEUS FINANCIAL HOLD (CR)	710	55,403	89,241
PPC (CR)	401	23,598	30,583
QUEST HOLDINGS (CR)	20	81	205
TERNA ENERGY (CR)	524	15,419	26,607
TITAN CEMENT (CB)	26	108	265
VIOHALCO SA/NV (CB)	196	1,695	5,431
Index Options	14	152	1,285
FTSE/Athex Large Cap	14	152	1,285
Stock Options	0	0	1,620
ALPHA SERVICES HOLD (CR)	0	0	1,000
NATIONAL BANK (CR)	0	0	277
OPAP (CR)	0	0	52
OTE (CR)	0	0	147
PIRAEUS FINANCIAL HOLD (CR)	0	0	60
PPC (CR)	0	0	84
Total Derivatives Traded	6,291	316,461	524,571

Number of Outstanding Securities	Nominal Value	Dividends [1] 2021 2022 2023	Date of Last Dividend [2]	Last Coupon Right	Note	Shares	Closing price	% change	Previous closing price/date	Open price	Price min	Price max	Last price	Avg price	Last Bid [7]	Last Ask [7]	P/E after tax	Year	Volume	Trades	Transactions Value[8]	Company Mkt Value (thou. €)	Year low	Year high	Sector[4]							
2,352,839,697	0.290	---	---	---	07/04/2008	18/04/2017	---	---	---	ALPHA SERVICES HOLD (CR)	1.6665	-0.71	€ 1.6785	11/03/2024	1.688	1.654	1.69	1.6665	1.667	3520@1.67	500@1.67	---	---	---	---	6,576,277	5,115	10,964,768.28	3,921,007.36	1.524	1.79	30101010
36,353,868	1.00	---	(0.025)	---	10/07/2023	21/08/2023	---	---	---	AUSTRIACARD (CB)	6.38	0.79	P 6.33	11/03/2024	6.33	6.33	6.4	6.38	6.358	8@6.37	10@6.39	---	---	---	---	5,105	66	32,459.07	231,937.68	5.8	6.65	10101010
48,624,764	0.080	0.46	0.65	---	24/04/2023	05/12/2022	---	---	---	AUTOHELLAS SA (CR)	13.28	2.00	P 13.02	11/03/2024	13.6	13.02	13.6	13.28	13.228	48@13.18	720@13.30	---	---	---	---	11,736	195	155,248.44	645,736.87	12.78	13.98	40201040
190,162,681	---	---	0.05	---	19/06/2023	07/12/2016	---	---	---	CENERGY HOLDINGS (CB)	7.15	2.00	P 7.01	11/03/2024	7.04	6.86	7.2	7.15	7.006	11@6.99	600@7.17	---	---	---	---	153,228	569	1,073,469.30	1,359,663.17	6.71	7.67	50202010
372,977,222	6.70	0.71	0.78	---	25/05/2023	29/04/2013	---	---	---	CC HBC AG (CR)	28.8	2.16	P 28.19	11/03/2024	28.5	28.5	28.88	28.8	28.71	208@28.75	100@28.81	---	---	---	---	15,951	111	457,953.370	741,743.99	25.66	29.26	45101020
3,716,479,777	0.220	---	---	---	02/05/2008	20/05/2019	---	---	---	EUROBANK HOLDINGS (CR)	1.774	-3.74	€ 1.843	11/03/2024	1.831	1.774	1.843	1.774	1.789	123079@1.77	1500@1.78	---	---	---	---	13,470,632	6,491	24,101,758.10	6,593,035.12	1.599	1.957	30101010
305,635,185	2.18	0.1	0.3	0.3	10/01/2024	01/10/2003	---	---	---	HELLENIC ENERGY (CR)	8.05	0.75	P 7.99	11/03/2024	7.99	7.99	8.16	8.05	8.078	168@8.05	50@8.08	---	---	---	---	354,333	1,209	2,862,418.33	2,460,362.24	7.03	8.42	60101020
83,600,000	0.760	---	---	---	03/07/2007	17/07/2023	---	---	---	INTRACOM HOLDINGS (CR)	3.695	0.41	P 3.68	11/03/2024	3.68	3.68	3.76	3.695	3.719	23@3.69	923@3.70	---	---	---	---	143,451	684	533,565.60	308,902.00	3.14	4.335	10101010
160,523,985	0.300	---	---	---	12/08/2008	30/12/2022	---	---	---	INTRAKAT (CR)	5.48	-0.36	€ 5.5	11/03/2024	5.45	5.35	5.48	5.48	5.43	138@5.43	1701@5.49	---	---	---	---	269,828	630	1,465,196.61	879,671.44	4.46	5.64	50101010
136,059,759	0.880	0.77	0.322	---	23/11/2023	05/03/2014	---	---	---	JUMBO SA (CR)	26.16	0.31	P 26.08	11/03/2024	26.08	25.9	26.42	26.16	26.172	491@26.16	362@26.26	---	---	---	---	143,967	1,949	3,767,887.92	3,559,323.30	24.44	28.08	40401010
176,736,715	0.300	---	---	---	30/05/2007	27/11/2019	---	---	---	LAMDA DEVELOPMENT SA (CR)	6.875	1.55	P 6.77	11/03/2024	6.84	6.71	6.9	6.875	6.827	123@6.87	427@6.88	---	---	---	---	249,149	870	1,700,838.04	1,215,064.92	6.685	7.31	35101010
107,222,688	0.440	(0.5667)	0.2	---	20/06/2023	16/03/2022	---	---	---	QUEST HOLDINGS (CR)	5.91	0.34	P 5.89	11/03/2024	5.99	5.82	6	5.91	5.922	500@5.87	491@5.91	---	---	---	---	47,784	294	282,997.26	633,686.09	5.1	6.25	10101010
78,325,475	---	0.6	---	---	28/06/2023	23/07/2019	---	---	---	TITAN CEMENT (CB)	25.45	-1.36	€ 25.8	11/03/2024	25.9	25.35	26.05	25.45	25.81	387@25.40	200@25.50	---	---	---	---	52,567	438	1,356,746.94	1,993,383.34	20.9	26.7	50101030
120,528,771	1.60	---	---	---	10/11/2023	---	---	---	---	TRADE ESTATES REIC (CR)	1.696	-0.23	€ 1.7	11/03/2024	1.71	1.686	1.72	1.696	1.701	476@1.69	2240@1.70	---	---	---	---	18,868	33	32,099.92	204,416.80	1.626	1.788	35102045
259,189,761	0.1	0.12	---	---	19/06/2023	26/02/2016	---	---	---	VIOHALCO SANNV (CB)	5.52	---	~ 5.52	11/03/2024	5.52	5.51	5.64	5.52	5.575	1179@5.51	68@5.57	---	---	---	---	171,594	793	956,682.27	1,430,727.48	5.28	6.58	55102015
148,321,516	0.300	---	0.07	---	19/06/2023	22/01/2020	---	---	---	AVAX S.A. (CR)	1.6	-1.24	€ 1.62	11/03/2024	1.64	1.58	1.64	1.6	1.609	8045@1.60	350@1.61	---	---	---	---	169,380	376	272,605.80	237,314.43	1.58	1.884	50101010
232,000,000	2.12	0.0854	0.0682	0.0582	04/10/2023	19/06/2017	---	---	---	ADMIE (IPTO) HOLDING S.A. (CR)	2.24	---	~ 2.24	11/03/2024	2.24	2.215	2.26	2.24	2.242	1140@2.24	15000@2.25	---	2022	---	---	386,573	510	866,556.94	519,680.00	2.12	2.425	65101015
90,167,100	0.500	---	---	---	03/06/2019	24/05/2021	---	---	---	AEGEAN AIRLINES (CR)	12.66	2.59	P 12.34	11/03/2024	12.42	12.2	12.68	12.66	12.416	1056@12.60	1204@12.68	---	---	---	---	109,500	863	1,359,605.12	1,141,515.49	11.08	12.84	40501010
103,423,291	0.570	---	---	---	01/08/2011	23/08/2023	---	---	---	GEK TERNA (CR)	15.22	0.26	P 15.18	11/03/2024	15.2	14.94	15.42	15.22	15.239	2592@15.20	472@15.24	---	---	---	---	189,952	1,389	2,894,660.94	1,574,102.49	12.98	15.66	50101010
382,000,000	2.48	---	---	---	20/07/2015	12/12/2001	---	---	---	PPC (CR)	11.29	-0.09	€ 11.3	11/03/2024	11.36	11.18	11.43	11.29	11.295	17239@11.28	1000@11.32	---	---	---	---	758,313	2,789	8,564,936.66	4,312,780.00	11.18	12.67	65101015
300,000,000	1.00	---	---	---	07/02/2024	---	---	---	---	ATHENS INTL AIRPORT (CR)	8.65	0.36	P 8.619	11/03/2024	8.619	8.562	8.682	8.65	8.619	3526@8.64	159@8.65	---	---	---	---	406,004	954	3,499,520.92	2,595,000.00	8.56	9.56	50206060
914,715,153	1.00	---	---	---	16/05/2008	29/08/2018	---	---	---	NATIONAL BANK (CR)	7	1.39	P 6.904	11/03/2024	6.918	6.82	7.02	7	6.939	6588@7.00	266@7.01	---	---	---	---	2,937,376	5,039	20,381,461.94	6,403,006.07	6.222	7.33	30101010
11,250,000	0.520	0.0405	0.08	---	07/08/2023	09/11/2015	---	---	---	EKTER SA (CR)	4.1	0.74	P 4.07	11/03/2024	4.03	4.03	4.16	4.1	4.092	502@4.06	55@4.12	---	---	---	---	19,356	157	79,203.83	46,125.00	3.85	4.57	50101010
375,241,586	0.390	0.03	0.06	---	26/06/2023	14/07/2006	---	---	---	ELVALHALCOR (CR)	1.93	-0.92	€ 1.948	11/03/2024	1.96	1.922	1.986	1.93	1.952	7081@1.93	799@1.94	---	---	---	---	382,071	1,334	745,717.30	724,216.26	1.872	2.435	55102015
348,192,005	0.040	---	---	---	05/07/2011	16/07/2021	---	---	---	ELLAKTOR (CR)	2.51	0.40	P 2.5	11/03/2024	2.55	2.5	2.555	2.51	2.514	5197@2.51	260@2.53	---	---	---	---	192,827	516	484,714.32	873,961.93	2.42	2.84	50101010
60,348,000	0.420	0.1515	0.1565	---	14/06/2023	04/08/2021	---	---	---	HELLENIC EXCHANGES-A.S.E. (CR)	5.29	-0.94	€ 5.34	11/03/2024	5.35	5.26	5.4	5.29	5.312	3770@5.28	700@5.32	---	---	---	---	148,010	518	786,276.62	319,240.92	5.18	5.92	30202015
106,500,000	0.600	0.28	0.02	---	13/09/2023	13/09/2021	---	---	---	EYDAP S.A. (CR)	5.54	0.73	P 5.5	11/03/2024	5.5	5.5	5.57	5.54	5.519	287@5.50	236@5.54	---	---	---	---	44,418	330	245,129.96	590,010.00	5.5	6.15	65102030
604,095,621	0.300	---	---	---	30/05/2013	10/10/2023	---	---	---	INTRALOT (CR)	1.158	0.87	P 1.148	11/03/2024	1.15	1.144	1.17	1.158	1.155	1241@1.15	2000@1.16	---	---	---	---	949,527	548	1,096,508.68	699,542.73	1.046	1.264	40501020
110,782,980	0.750	0.9054	1.6299	0.4091	18/12/2023	04/11/2013	---	---	---	MOTOR OIL (CR)	26.62	0.83	P 26.4	11/03/2024	26.52	26.4	26.96	26.62	26.624	396@26.44	615@26.66	---	---	---	---	75,720	1,054	2,015,967.94	2,949,042.93	23.56	28	60101020
142,891,161	0.970	0.4341	1.24	---	27/06/2023	07/07/2017	---	---	---	MYTILINEOS (CR)	35.44	0.34	P 35.32	11/03/2024	35.88	35.32	35.88	35.44	35.444	2@35.40	531@35.48	---	---	---	---	206,984	2,272	7,336,415.88	5,064,062.75	35.32	39.56	65102000
370,062,741	0.300	0.6	1	1.0018	02/11/2023	19/06/2023	---	---	---	OPAP (CR)	16.7	-0.42	€ 16.77	11/03/2024	17	16.7	17.07	16.7	16.851	760@16.70	30@16.88	---	---	---	---	330,904	2,390	5,576,181.37	6,180,047.77	15.32	17.35	40501020
418,002,013	2.83	0.8231	0.5888	---	05/07/2023	18/06/1998	---	---	---	OTE (CR)	13.44	1.05	P 13.3	11/03/2024	13.35	13.35	13.58	13.44	13.482	3812@13.42	961@13.45	---	---	---	---	434,706	1,901	5,860,611.50	5,617,947.05	12.76	14.17	15102015
1,250,367,223	0.930	---	---	---	16/05/2008	14/04/2021	---	---	---	PIRAEUS FINANCIAL HOLD (CR)	3.99	-0.15	€ 3.996	11/03/2024	3.92	3.856	4	3.99	3.956	9633@3.99	309@3.99	---	---	---	---	15,31						

Number of Outstanding Securities	Nominal Value	Dividends [1]			Date of Last Coupon		Note	Shares	Closing price	% change	Previous closing price/date	Open price	Price min	Price max	Last price	Avg price	Last Bid [7]	Last Ask [7]	P/E after tax	Year	Volume	Trades	Transactions Value[8]	Company Mkt Value (thou. €)	Year low	Year high	Sector[4]	
		2021	2022	2023	Dividend [2]	Right																						
13,126,020	0.660	0.1163	0.1158	---	26/07/2023	04/09/2020	---	AS COMPANY SA (CR)	2.63	---	2.63	11/03/2024	2.57	2.57	2.63	2.63	2.59	70@2.60	---	---	800	6	2,071.60	34,521.43	2.32	2.64	40401030	
3,114,144	0.360	0.3427	0.2304	---	29/05/2023	02/06/2020	---	ALPHA TRUST HOLDINGS (CR)	7.2	---	7.2	11/03/2024	7.2	7.2	7.25	7.2	7.2	100@6.45	---	---	1,100	45	7,920.50	22,421.84	5.9	7.25	30202010	
243,164,193	0.300	---	---	---	30/12/2021	05/12/2023	---	ATTICA HOLDINGS (CR)	2.35	0.86	P	2.33	11/03/2024	2.35	2.3	2.35	2.35	2.33	100@2.34	---	---	13,944	64	32,488.74	571,435.85	1.86	2.45	40501015
155,154,947	0.040	---	---	---	01/07/2008	21/02/2020	---	AVE (CR)	0.51	1.59	P	0.502	11/03/2024	0.502	0.502	0.518	0.516	0.505	1000@0.510	---	---	36,000	27	18,172.73	79,129.02	0.428	0.542	40301010
35,764,593	2.10	0.075	0.1046	---	02/05/2023	25/11/2019	---	BRIQ PROPERTIES (CR)	1.91	---	---	1.91	11/03/2024	1.905	1.905	1.915	1.91	1.91	2500@1.91	---	---	28,390	49	54,235.66	68,310.37	1.865	1.985	35102030
101,123,806	0.360	---	---	---	22/07/2010	28/06/2011	---	CENTRIC HOLDINGS (CR)	0.39	-0.51	E	0.392	11/03/2024	0.386	0.384	0.392	0.39	0.386	1790@0.385	---	---	66,812	78	25,806.19	39,438.28	0.36	0.432	40203040
784,500	10.00	0.3	---	0.2508	30/11/2023	31/07/2018	---	CNL CAPITAL (CR)	7.7	-0.65	E	7.75	11/03/2024	7.7	7.6	7.7	7.6	7.685	5@7.65	---	2022	142	4	1,091.20	6,040.65	7.5	9	30202010
10,567,700	0.300	---	---	---	06/10/2005	13/02/2002	---	CPI SA (CR)	0.68	2.10	P	0.666	11/03/2024	0.688	0.664	0.688	0.68	0.668	1000@0.648	---	---	9,408	24	6,280.70	7,186.04	0.606	0.73	10102030
18,680,300	0.050	---	---	---	06/07/2022	---	---	DIMAND (CR)	9.96	1.01	P	9.86	11/03/2024	9.96	9.92	9.98	9.92	9.952	22@9.92	---	---	6,276	34	62,459.20	186,055.79	9.8	10.95	35101010
54,200,000	0.075	0.035	0.074	---	18/07/2023	23/11/2021	---	EPSILON NET (CR)	10.22	-1.92	E	10.42	11/03/2024	10.22	10.22	10.5	10.22	10.302	80@10.20	---	---	5,387	123	55,496.60	553,924.00	8.8	11.18	10101015
52,131,944	1.00	0.1102	0.11	---	29/06/2023	23/07/2019	---	FOURLIS (CR)	4.26	1.43	P	4.2	11/03/2024	4.2	4.13	4.26	4.26	4.188	30@4.16	---	---	58,084	231	243,227.29	222,082.08	3.94	4.37	40401010
48,003,921	0.400	---	---	---	30/08/1993	26/06/2023	---	IDEAL HOLDINGS (CR)	6.14	-0.65	E	6.18	11/03/2024	6.22	6.07	6.22	6.14	6.131	500@6.13	---	---	34,198	355	209,674.69	294,744.07	6.07	6.78	10102030
167,868,482	0.300	---	---	---	20/08/2007	28/11/2022	---	LAVIPHARM SA (CR)	0.9	-0.44	E	0.904	11/03/2024	0.92	0.89	0.92	0.9	0.901	20@0.896	---	---	84,053	135	75,703.72	151,081.63	0.76	0.96	20103015
4,740,000	0.860	---	---	---	14/03/2003	---	---	LOGISMOS S.A. (CR)	1.36	---	---	1.36	11/03/2024	---	---	---	---	---	180@1.24	---	2022	---	---	---	6,446.40	1.13	1.36	10101015
17,120,280	0.940	0.06	---	---	27/06/2022	26/06/2023	---	LOULIS FOOD (CR)	2.9	---	---	2.9	11/03/2024	2.88	2.83	2.9	2.9	2.865	20@2.86	---	---	4,575	24	13,107.70	49,648.81	2.73	3.09	45102020
4,419,616	1.58	---	0.1531	---	10/07/2023	04/03/2015	---	MEDICON S.A (CR)	3.09	-0.64	E	3.11	11/03/2024	3.15	3.03	3.15	3.09	3.04	30@3.06	---	---	7,290	26	22,158.36	13,656.61	3.03	3.49	20102010
468,700	3.42	4.06	---	---	22/12/2023	21/05/2004	---	MERMEREN KOMB. A.D. PR. (GDR)	45.4	1.34	P	44.8	11/03/2024	45.4	45.4	45.4	45.4	45.4	20@43.80	---	2022	5	1	227.00	21,278.98	42.2	49.6	55102000
31,317,025	0.400	---	---	---	26/04/2007	10/05/2023	---	MIG (CR)	4.135	0.24	P	4.125	11/03/2024	4.21	4.06	4.21	4.135	4.105	3@4.10	---	---	2,223	38	9,125.52	129,495.90	4.06	4.9	30202000
138,218,440	0.870	---	---	---	11/12/2023	---	---	ORILINA PROPERTIES REIC (CR)	0.906	---	---	0.906	11/03/2024	0.901	0.9	0.909	0.906	0.903	3500@0.895	---	---	20,216	79	18,259.56	125,225.91	0.899	0.9628	35102000
87,127,162	0.500	---	---	---	08/06/2023	28/07/2021	---	PREMIA (CR)	1.146	-0.17	E	1.148	11/03/2024	1.15	1.142	1.152	1.144	1.148	1686@1.14	---	---	51,300	110	58,875.06	99,847.73	1.142	1.21	35102000
24,586,446	0.230	---	0.04	---	03/07/2023	08/06/2022	---	PROFILE SA (CR)	4.43	2.07	P	4.34	11/03/2024	4.41	4.3	4.43	4.43	4.354	40@4.38	---	---	44,044	131	191,772.62	108,917.96	3.96	4.81	10101010
27,345,120	0.280	---	---	---	18/07/2005	26/02/2014	---	QUALITY & RELIABILITY SA (CR)	1.045	0.48	P	1.04	11/03/2024	1.06	1.02	1.1	1.045	1.067	5748@1.05	---	---	343,554	397	366,718.32	28,575.65	0.6	1.16	10101010
6,456,530	1.08	0.12	0.1314	---	17/07/2023	02/08/2010	---	SPACE HELLAS SA (CR)	7.68	---	---	7.68	11/03/2024	7.62	7.52	7.72	7.68	7.62	2@7.52	---	---	1,692	22	12,892.20	49,586.15	7.1	8.48	15101010
17,190,046	0.300	---	---	---	16/11/1992	04/12/2023	---	UNIBIOS (CR)	1.21	-0.82	E	1.22	11/03/2024	1.195	1.19	1.23	1.21	1.215	1050@1.20	---	---	25,105	58	30,513.86	20,799.96	1.115	1.45	50204000
13,000,000	0.650	---	---	---	01/08/2007	07/04/2000	5093	AKRITAS SA (CR)	0.965	2.12	P	0.945	11/03/2024	0.98	0.895	0.98	0.97	0.928	475@0.920	---	---	789	24	731.95	12,545.00	0.78	1.33	50101035
32,413,681	0.370	---	---	---	15/07/2009	11/05/2000	---	ALUMIL (CR)	2.67	2.69	P	2.6	11/03/2024	2.7	2.6	2.72	2.67	2.684	553@2.67	---	---	30,908	75	82,961.41	86,544.53	2.6	3.18	55102035
3,576,883	3.44	0.5109	---	---	30/10/2023	19/07/2022	---	ANDROMEDA SA (CR)	6.92	0.58	P	6.88	11/03/2024	6.82	6.82	6.94	6.92	6.882	320@6.80	---	2022	2,615	42	17,997.46	24,752.03	6.42	7.08	30204000
18,810,000	0.400	---	---	---	08/07/2010	14/11/2007	---	VARVERIS - MODA BAGNO SA (CR)	2.62	2.34	P	2.56	11/03/2024	2.5	2.5	2.62	2.62	2.527	300@2.32	---	---	715	7	1,806.78	49,282.20	1.9	2.98	40401025
23,986,500	1.04	---	---	---	26/06/2009	28/08/2023	---	BIOKARPET S.A.(CR)	2.82	0.71	P	2.8	11/03/2024	2.76	2.74	2.82	2.82	2.762	475@2.78	---	---	5,235	21	14,461.50	67,641.93	2.66	3.13	50101035
24,060,000	0.300	0.055	0.075	---	25/04/2023	01/07/2019	---	GEN. COMMERCIAL & IND.SA (CR)	1.72	-2.27	E	1.76	11/03/2024	1.76	1.72	1.76	1.72	1.74	832@1.72	---	2022	9,742	27	16,952.50	41,383.20	1.72	1.95	50205010
15,878,748	0.480	---	---	---	10/07/2006	22/03/2004	---	DOMIKI KRITIS SA (CR)	4.7	---	---	4.7	11/03/2024	4.7	4.61	4.78	4.7	4.694	2100@4.60	---	---	5,083	34	23,857.68	74,630.12	3.07	4.81	50101010
34,720,000	0.310	---	---	---	16/06/2010	01/08/2007	---	DROMEAS SA (CR)	0.359	1.70	P	0.353	11/03/2024	0.36	0.349	0.36	0.359	0.354	1250@0.341	---	---	1,952	13	690.85	12,464.48	0.321	0.396	40202015
13,673,200	0.420	---	---	---	18/07/2008	26/07/2001	---	EVROFARMA SA (CR)	1.79	-1.10	E	1.81	11/03/2024	1.8	1.75	1.83	1.79	1.778	65@1.76	---	---	11,432	39	20,324.69	24,475.03	1.2	1.94	45102020
18,410,839	1.00	0.262	0.202	---	23/08/2023	10/09/2010	---	ELASTRON (CR)	2.59	-1.15	E	2.62	11/03/2024	2.57	2.55	2.62	2.59	2.594	100@2.55	---	---	2,940	21	7,625.14	47,684.07	2.45	2.84	55102010
3,307,500	0.210	---	0.4	---	13/10/2023	30/11/2022	---	ELVE SA (CR)	5.1	---	---	5.1	11/03/2024	---	---	---	---	---	50@5.10	---	2022	---	---	---	16,868.25	4.7	5.4	40204020
23,828,130	0.500	0.0737	---	---	18/07/2022	17/02/2009	---	ELINOIL S.A. (CR)	2.86	-0.35	E	2.87	11/03/2024	2.88	2.77	2.94	2.86	2.854	60@2.82	---	---	37,953	120	108,333.32	68,148.45	2.25	2.94	60101020
19,864,886	5.60	0.672	0.672	---	20/04/2023	02/07/2008	---	BANK OF GREECE (CR)	15.5	0.32	P	15.45	11/03/2024	15.45	15.3	15.5	15.5	15.405	389@15.25	---	---	2,030	41	31,272.00	307,905.73	13.6	15.55	30101010

Daily Official List

Year: 145 Trading Day No: 51

Section 2: Analytic Figures of Shares Transactions

Tuesday, 12 March, 2024

Number of Outstanding Securities	Nominal Value	Dividends [1]			Date of Last Coupon		Note	Shares	Closing price	% change	Previous closing price/date	Open price	Price min	Price max	Last price	Avg price	Last Bid [7]	Last Ask [7]	P/E after tax	Year	Volume	Trades	Transactions Value[8]	Company Mkt Value (thou. €)	Year low	Year high	Sector[4]	
2021	2022	2023	Dividend [2]	Right																								
26,730,187	0.520	0.1	0.12	---	29/06/2023	01/08/2017	---	ELTON SA (CR)	2.03	---	2.03	11/03/2024	2.05	2	2.06	2.03	2.021	860@1.98	1427@2.03	---	---	7,322	35	14,798.13	54,262.28	1.93	2.36	50205010
30,000,000	0.050	0.09	0.1	---	09/06/2023	11/06/2020	---	ENTERSOFT (CR)	8.02	-0.74	€ 8.08	11/03/2024	8	8	8.04	8.02	8602158@8.00	9599@8.02	---	---	2,468,063	51	19,744,699.66	240,600.00	5.68	8.1	10101015	
36,300,000	1.12	0.2186	---	---	14/09/2022	12/12/2007	---	THESSALONIKA WATER & SEWERAGE	3.44	---	3.44	11/03/2024	3.49	3.4	3.49	3.44	3.43	5@3.41	693@3.45	---	---	1,510	9	5,179.42	124,872.00	3.22	3.58	65102030
15,083,480	0.150	---	---	---	02/06/2010	29/01/2024	---	EUROCONSULTANTS S.A. (CR)	1.155	-0.86	€ 1.165	11/03/2024	1.18	1.125	1.18	1.155	1.14	500@1.15	511@1.16	---	---	26,610	61	30,336.70	17,421.42	1.1	1.285	50205020
114,320,400	0.100	0.01	---	---	26/11/2021	05/08/2019	---	IKTINOS HELLAS SA (CR)	0.498	-0.30	€ 0.4995	11/03/2024	0.494	0.494	0.506	0.498	0.5	6259@0.498	1149@0.505	---	---	75,598	88	37,822.27	56,931.56	0.439	0.599	50101035
8,636,132	0.450	---	0.02	---	17/07/2023	13/10/2014	---	ILYDA S.A. (CR)	1.69	1.81	P 1.66	11/03/2024	1.67	1.655	1.7	1.69	1.677	800@1.67	1990@1.69	---	2022	34,949	82	58,599.03	14,595.06	1.29	1.75	10101015
2,566,836	0.440	0.016	0.016	---	03/07/2023	09/01/2007	---	INTERWOOD-XYLEMPORIA (PR)	0.374	---	0.374	11/03/2024	---	---	---	---	---	1200@0.274	5524@0.376	---	---	---	---	---	13,625.08	0.276	0.398	50101020
34,986,430	0.440	---	---	---	25/07/2008	23/02/2010	---	INTERWOOD-XYLEMPORIA (CR)	0.362	0.28	P 0.361	11/03/2024	0.364	0.358	0.365	0.362	0.362	1000@0.362	1500@0.363	---	---	29,120	18	10,554.54	13,625.08	0.33	0.41	50101020
18,567,912	0.590	0.24	---	---	05/07/2023	26/01/2021	---	INTERLIFE G.C.I.(CR)	4.92	0.61	P 4.89	11/03/2024	4.99	4.85	4.99	4.92	4.878	119@4.88	72@4.92	---	2022	2,044	30	9,969.80	91,354.13	4.81	5.3	30302025
8,424,900	0.500	---	---	---	12/07/2010	04/07/2019	---	INTERTECH SA (CR)	1.31	1.95	P 1.285	11/03/2024	1.295	1.26	1.315	1.31	1.29	81@1.28	99@1.31	---	2022	5,011	18	6,464.80	11,036.62	1.26	1.485	50205010
19,804,134	0.150	---	---	---	01/07/2004	06/11/2017	---	KEKROPS SA (CR)	1.515	-2.26	€ 1.55	11/03/2024	1.575	1.505	1.575	1.515	1.531	300@1.52	140@1.55	---	2022	17,510	56	26,805.10	30,003.26	1.505	1.965	35101010
40,219,218	0.260	---	---	---	29/08/2022	10/06/2019	---	KLOUKINAS - LAPPAS SA (CR)	1.62	---	1.62	11/03/2024	1.655	1.565	1.655	1.62	1.598	1457@1.57	1035@1.62	---	---	11,707	45	18,703.75	65,155.13	1.425	1.825	50101010
11,510,102	0.890	---	---	---	24/06/2005	06/10/1999	---	NAFPAKTOS TEXTILE (CR)	1.12	---	1.12	11/03/2024	1.1	1.09	1.13	1.12	1.097	200@1.09	772@1.12	---	---	1,151	13	1,262.72	12,891.31	0.945	1.34	55101020
21,224,340	0.420	0.02	---	---	06/09/2022	25/04/2006	---	KORDELLOS BROS SA (CR)	0.586	-0.34	€ 0.588	11/03/2024	0.588	0.576	0.592	0.586	0.584	200@0.580	451@0.586	---	2022	5,880	14	3,436.60	12,437.46	0.576	0.684	55102010
33,065,136	0.380	0.2001	0.2004	---	24/08/2023	16/09/2013	---	KRI-KRI S.A. (CR)	11.4	2.70	P 11.1	11/03/2024	11.05	11.05	11.4	11.4	11.175	356@11.15	126@11.40	---	2022	24,274	106	271,269.40	376,942.55	9.58	11.4	45102020
7,595,160	0.600	---	---	---	10/09/2019	18/08/2010	---	KIRIAKOULIS SHIPPING SA (CR)	1.135	-1.30	€ 1.15	11/03/2024	1.13	1.11	1.145	1.135	1.129	100@1.12	133@1.14	---	---	8,487	45	9,579.15	8,620.51	0.95	1.29	40501015
6,200,000	0.500	---	---	---	22/06/2010	01/11/1995	---	MINERVA KNITWEAR (CR)	0.66	-3.65	€ 0.685	11/03/2024	0.64	0.64	0.66	0.66	0.642	33@0.645	250@0.660	---	---	971	9	623.26	4,092.00	0.51	0.98	40204020
5,939,268	0.620	---	---	---	10/07/2003	03/01/2002	---	LANAKAM SA (CR)	1.1	-0.90	€ 1.11	11/03/2024	1.03	1.02	1.1	1.1	1.06	246@1.01	187@1.10	---	---	557	7	590.47	6,533.19	0.945	1.18	40401020
9,819,370	0.500	---	---	---	14/08/2007	09/01/2004	---	MATHIOS REFRACTORY SA (CR)	1.24	---	1.24	11/03/2024	---	---	---	---	---	1000@1.05	500@1.23	---	---	---	---	---	12,176.02	1	1.3	55101000
30,150,000	0.360	0.0401	0.0908	---	15/06/2023	25/04/2019	---	MOTODYNAMICS S.A. (CR)	3	0.33	P 2.99	11/03/2024	2.99	2.94	3.02	3	2.978	1485@2.96	527@3.00	---	---	7,514	37	22,377.92	90,450.00	2.91	3.34	40401030
43,200,000	1.00	0.0824	---	---	07/09/2022	13/09/2023	---	MPLE KEDROS (CR)	3.35	---	3.35	11/03/2024	3.35	3.3	3.35	3.35	3.335	1000@3.32	1000@3.35	---	---	9,665	41	32,235.35	144,720.00	3.2	3.36	55102000
2,160,524	0.670	---	---	---	03/12/2018	23/11/1999	---	N. LEVENTERIS (PR)	0.302	-20.53	€ 0.38	11/03/2024	0.302	0.302	0.302	0.302	0.302	2000@0.322	499@0.344	---	2022	500	3	151.00	3,831.36	0.26	0.41	55102010
25,000,000	2.00	0.628	1.04	---	07/08/2023	08/08/2003	---	P.P.A. S.A. (CR)	25.75	0.19	P 25.7	11/03/2024	25.7	25.55	25.85	25.85	25.622	100@25.45	600@25.90	---	2022	9,118	148	233,625.30	643,750.00	23	27	50206060
4,971,466	1.46	---	---	---	04/07/2007	08/10/2003	---	PAIRIS SA (CR)	1.355	0.37	P 1.35	11/03/2024	1.26	1.26	1.355	1.355	1.338	220@1.26	250@1.36	---	---	475	10	635.70	6,736.34	1.04	1.71	50203030
27,098,594	0.540	0.05	0.0401	0.0302	04/12/2023	14/01/2021	---	PAPOUTSANIS (CR)	2.37	1.72	P 2.33	11/03/2024	2.3	2.3	2.37	2.37	2.328	100@2.32	96@2.37	---	2022	9,889	29	23,023.49	64,223.67	2.2	2.5	45201020
7,070,400	0.930	0.3242	0.2593	---	03/07/2023	06/05/2016	---	PETROPOULOS PETROS (CR)	9.72	-0.21	€ 9.74	11/03/2024	9.82	9.62	9.86	9.74	9.724	300@9.66	127@9.74	---	---	5,500	34	53,480.86	68,724.29	9.06	10.65	50206015
43,741,452	0.660	0.2723	0.2629	0.0699	30/11/2023	01/11/1999	---	THRACE PLASTICS SA (CR)	4.12	0.86	P 4.085	11/03/2024	4.055	4.05	4.13	4.12	4.096	4@4.12	60@4.13	---	---	14,104	125	57,765.11	180,214.78	4.05	4.595	50203015
21,912,599	0.300	---	0.048	---	18/05/2023	23/02/2007	---	REVOIL (CR)	1.72	-2.82	€ 1.77	11/03/2024	1.78	1.7	1.78	1.72	1.72	200@1.71	100@1.73	---	---	15,927	66	27,397.55	37,689.67	1.68	1.94	60101020
13,582,223	1.35	---	---	---	24/06/2008	02/02/2016	---	SIDMA STEEL (CR)	2.1	0.96	P 2.08	11/03/2024	2.1	2.08	2.15	2.1	2.101	500@2.06	778@2.10	---	---	2,952	29	6,202.84	28,522.67	2.06	2.4	55102010
40,693,350	5.00	---	---	---	03/07/2006	26/05/2015	---	TECHNICAL OLYMPIC SA (CR)	2.8	-0.71	€ 2.82	11/03/2024	2.76	2.76	2.84	2.8	2.791	700@2.77	2365@2.80	---	---	5,075	40	14,164.21	113,941.38	2.63	3.05	40202010
3,048,000	0.300	---	---	---	06/07/2007	01/06/2021	---	TZIRAKIAN PROFIL (CR)	1.655	-2.36	€ 1.695	11/03/2024	1.64	1.635	1.68	1.655	1.656	500@1.65	50@1.68	---	2022	3,368	20	5,576.24	5,044.44	1.635	1.925	55102010
10,203,575	0.730	---	---	---	16/07/2007	18/10/1999	---	FIERATEX SA (CR)	0.405	---	0.405	11/03/2024	---	---	---	---	---	150@0.390	1500@0.404	---	2022	---	---	---	4,132.45	0.357	0.538	55101020
8,340,750	1.16	---	---	---	25/06/2009	17/09/2018	---	HAIDEMENOS SA (CR)	0.795	-0.63	€ 0.8	11/03/2024	0.795	0.795	0.795	0.795	0.795	400@0.745	118@0.795	---	2022	100	1	79.50	6,630.90	0.62	0.92	50205030

Main Market - Low Liquidity Class

14,000,000	4.15	3.42	0.26	---	19/07/2023	29/06/1999	---	ALPHA REAL ESTATE (CR)	11.25	---	11.25	11/03/2024	11.25	11.2	11.3	11.25	11.259	30@11.20	6@11.25	---	---	2,299	33	25,884.75	157,500.00	8.28	11.75	35101015
50,014,177	0.050	---	---	---	04/06/2008	27/03/2023	---	ATTICA BANK S.A. (CR)	11	-2.22	€ 11.25	11/03/2024	10.85	10.85	11.2	11	11.105	3@11.00	46@11.15	---	---	337	16	3,742.35	550,155.95	10.7	12	30101010
11,869,224	0.540	0.136	0.15	---	03/07/2023	30/08/2019	---	FLEXOPACK SA (CR)	8.3	---	8.3	11/03/2024	---	---	---	---	---	25@8.10	900@8.25	---	---	---	---	---	98,514.56	7.55	8.65	50203030
10,500,000	4																											

Daily Official List

Year: 145 Trading Day No: 51

Section 2: Analytic Figures of Shares Transactions

Tuesday, 12 March, 2024

Number of Outstanding Securities	Nominal Value	Dividends [1]			Date of Last Coupon		Note	Shares	Closing price	% change	Previous closing price/date	Open price	Price min	Price max	Last price	Avg price	Last Bid [7]	Last Ask [7]	P/E after tax	Year	Volume	Trades	Transactions Value[8]	Company Mkt Value (thou. €)	Year low	Year high	Sector[4]		
2021	2022	2023	Dividend [2]	Right																									
10,500,000	0.950	---	---	---	24/06/2008	21/07/2023	---	MEVACO SA (CR)	3.96	2.06 P	3.88	11/03/2024	3.9	3.9	4	4	3.951	100@3.84	200@3.94	---	2022	740	9	2,924.00	41,580.00	3.62	4.32	55102015	
57,434,884	1.17	---	---	---	05/06/2008	12/06/2009	---	REDS S.A. (CR)	2.27	---	2.27	11/03/2024	2.27	2.27	2.27	2.27	2.27	100@2.27	120@2.33	---	---	400	4	908.00	130,377.19	2.26	2.5	35101010	
205,177,538	0.500	0.02	0.03	---	23/06/2023	28/12/2023	---	TRASTOR REAL EST. INV. CO.(CR)	1.14	-3.39 E	1.18	11/03/2024	1.12	1.12	1.17	1.13	1.142	1788@1.13	490@1.17	---	---	2,823	11	3,224.88	233,902.39	1.1	1.42	35102000	
15,300,000	0.300	---	---	---	30/07/2009	13/12/1999	---	ATTICA PUBLICATIONS SA (CR)	0.378	---	0.378	11/03/2024	---	---	---	---	---	150@0.360	1690@0.414	---	---	---	---	---	5,783.40	0.292	0.414	40301030	
6,325,000	0.600	0.19	0.153	---	03/07/2023	17/02/2014	---	VOYATZOGLOU (CR)	2.26	-0.88 E	2.28	11/03/2024	2.26	2.22	2.28	2.28	2.252	250@2.24	799@2.28	---	---	1,052	21	2,369.30	14,294.50	2.2	2.7	50205010	
15,000,000	0.300	---	---	---	06/07/2007	18/07/2000	---	DAIOS PLASTICS SA (CR)	3.8	---	3.8	11/03/2024	---	---	---	---	---	---	101@4.18	---	---	---	---	---	57,000.00	3.18	4.18	50203015	
86,735,980	0.310	---	---	---	06/07/2009	07/09/2023	---	ATHENS MEDICAL CENTER SA (CR)	1.79	1.99 P	1.755	11/03/2024	1.775	1.735	1.795	1.79	1.763	205@1.75	215@1.78	---	---	2,521	28	4,445.11	155,257.40	1.73	2.03	20101025	
2,760,000	11.83	11	11.8	---	14/06/2023	16/07/1990	---	KARELIA (CR)	342	---	342	11/03/2024	338	338	338	338	338	5@338.00	6@348.00	---	---	4	2	1,352.00	943,920.00	330	350	45103010	
6,700,000	0.800	0.047	0.047	---	23/08/2023	29/05/2014	---	MILLS KEPENOS (CR)	2.04	---	2.04	11/03/2024	2	2	2	2	2	977@2.00	173@2.16	---	2022	3	1	6.00	13,668.00	1.96	2.26	45102020	
18,017,472	0.360	---	---	---	09/09/2022	28/08/2017	---	KTIMA KOSTAS LAZARIDIS SA (CR)	1.76	---	1.76	11/03/2024	---	---	---	---	---	350@1.68	290@1.77	---	---	---	---	---	31,710.75	1.65	1.88	45101015	
21,364,000	1.12	---	0.4	---	21/08/2023	08/03/2023	---	LAMPASA HOTEL SA (CR)	29.2	---	29.2	11/03/2024	29	29	29.2	29.2	29.03	100@29.00	100@29.80	---	---	823	9	23,891.60	623,828.80	28.4	32.4	40501025	
32,188,050	1.04	---	---	---	21/07/2008	20/01/2000	---	MOUZAKIS (CR)	0.8	---	0.8	11/03/2024	0.75	0.75	0.78	0.78	0.751	4295@0.780	94@0.800	---	---	105	3	78.90	25,750.44	0.67	0.92	55101020	
8,321,682	0.670	---	---	---	17/08/2007	23/11/1999	---	N. LEVENTERIS (CR)	0.382	---	0.382	11/03/2024	0.36	0.36	0.382	0.382	0.374	2000@0.346	1999@0.382	---	2022	3,064	8	1,147.14	3,831.36	0.27	0.4	55102010	
6,340,000	0.600	0.17	0.1	0.2	11/12/2023	11/01/2024	---	NAKAS MUSIC	2.8	---	2.8	11/03/2024	2.8	2.76	2.86	2.8	2.792	30@2.80	23@2.86	---	---	620	9	1,731.00	17,752.00	2.54	3.16	40401030	
10,080,000	3.00	1.5	1.45	---	11/05/2023	27/08/2001	---	TPA SA (CR)	21.8	-0.91 E	22	11/03/2024	21.9	21.6	22	21.6	21.797	11@21.60	8431@22.00	---	---	1,831	23	39,911.00	219,744.00	21.2	23.5	50206060	
27,379,200	0.980	---	0.45	---	01/08/2023	29/08/2022	---	CRETE PLASTICS SA (CR)	16	---	16	11/03/2024	16	16	16	16	16	150@15.20	280@16.00	---	---	68	1	1,088.00	438,067.20	14.4	16.4	50203015	
255,494,534	2.71	0.279	0.255	0.11	11/12/2023	30/09/2021	---	PRODEA (CR)	7.35	---	7.35	11/03/2024	---	---	---	---	---	48@7.20	38@7.90	---	---	---	---	---	1,877,884.82	7	7.95	35102000	
4,181,450	0.500	---	---	---	21/08/2000	05/03/2002	---	FLOUR MILLS SARANTOPOULOS SA	1.07	---	1.07	11/03/2024	1.07	1.07	1.12	1.12	1.104	213@1.07	---	---	---	---	400	4	441.40	4,474.15	0.965	1.12	45102020

Exchange Traded Funds (ETFs)

924,675	---	---	---	---	15/06/2016	---	ALPHA ETF FTSE Athex Large Cap	34.045	0.28 P	33.95	11/03/2024	33.95	33.785	34.19	34.045	34.004	48@33.80	500@34.10	---	---	5,995	50	203,855.60	---	31.58	38	12003
---------	-----	-----	-----	-----	------------	-----	--------------------------------	--------	--------	-------	------------	-------	--------	-------	--------	--------	----------	-----------	-----	-----	-------	----	------------	-----	-------	----	-------

Surveillance

89,078,604	0.040	---	---	---	07/07/2010	16/01/2024	5160	FRIGOGLOSS SA (CR)	0.324	-1.22 E	0.328	11/03/2024	0.322	0.322	0.324	0.324	0.323	9860@0.322	37750@0.326	---	---	36,426	26	11,752.12	28,861.47	0.256	0.44	50204000
65,326,268	0.530	---	---	---	04/07/2007	19/07/2006	4750	SATO SA (CR)	0.047	---	0.047	11/03/2024	0.0425	0.0425	0.0425	0.0425	0.043	4000@0.043	13258@0.047	---	---	13,000	4	552.50	3,070.33	0.027	0.067	40202015
13,191,620	0.620	---	---	---	04/08/2010	09/09/2002	5232	YALCO - CONSTANTINOU (CR)	0.2	---	0.2	11/03/2024	---	---	---	---	---	5000@0.180	306@0.197	---	---	---	---	---	2,638.32	0.178	0.208	40202020
17,579,754	4.16	---	---	---	18/08/2006	02/08/2010	---	BIOTER SA (CR)	0.39	---	0.39	11/03/2024	0.354	0.354	0.354	0.354	0.354	982@0.354	4950@0.390	---	---	168	2	59.47	6,856.10	0.2	0.436	50101010
54,654,600	0.050	---	---	---	01/07/1998	30/12/2022	5275	VIS SA (CR)	0.222	-4.31 E	0.232	11/03/2024	0.214	0.214	0.222	0.222	0.217	3400@0.222	500@0.224	---	2023	9,000	7	1,950.00	12,133.32	0.214	0.288	50203030
51,754,364	0.300	---	---	---	23/12/2003	24/01/2007	5197	SELECTED TEXT. IND. ASSOC (CR)	0.15	---	0.15	11/03/2024	0.135	0.135	0.135	0.135	0.135	9999@0.135	500@0.142	---	---	857	3	115.70	7,763.15	0.108	0.155	55101020
15,842,391	1.51	---	---	---	15/07/2009	12/05/2000	5141	BITROS HOLDING SA (CR)	0.615	---	0.615	11/03/2024	0.615	0.615	0.615	0.615	0.615	2750@0.555	2050@0.620	---	---	910	2	559.65	9,743.07	0.46	0.755	55102010
24,319,250	0.300	---	---	---	09/07/2002	04/07/2007	5165	PROODEFTIKH SA (CR)	0.31	---	0.31	11/03/2024	0.32	0.32	0.32	0.32	0.32	2000@0.304	2796@0.320	---	---	1,920	4	614.40	7,538.97	0.31	0.4	50101010
28,438,268	0.070	---	---	---	21/08/2006	24/11/1999	5253	SPIROY AGRICULTURE SA (CR)	0.21	---	0.21	11/03/2024	---	---	---	---	---	4000@0.200	500@0.228	---	---	---	---	---	5,972.04	0.175	0.252	45102010
1,011,000	1.00	---	---	---	01/07/2004	11/12/2012	5193	TRIA ALFA SA (CR)	8.95	---	8.95	11/03/2024	8.2	8.2	8.2	8.2	8.2	18@8.20	200@9.40	---	2022	23	2	188.60	9,048.45	6.65	8.95	55101020

Suspension Status

12,417,000	0.310	---	---	---	27/08/2019	28/08/2017	5233	MLS MULTIMEDIA SA (CR)	0.57	---	0.57	12/05/2020	---	---	---	---	---	---	---	---	---	---	---	---	---	7,077.69	0.57	0.57	10101015
6,330,002	0.300	---	---	---	25/06/2002	15/03/2019	5278	VARVARESSOS (CR)	0.24	---	0.24	02/05/2023	---	---	---	---	---	---	---	---	---	---	---	---	---	1,519.20	0.24	0.24	55101020
3,961,300	1.28	---	---	---	29/06/2004	03/08/2000	5248	DUROS SA (CR)	0.25	---	0.25	24/04/2023	---	---	---	---	---	---	---	---	---	---	---	---	---	990.33	0.25	0.25	40204020
7,125,216	0.650	---	---	---	01/07/2005	14/12/1999	4955	KRE.KA SA (CR)	0.28	---	0.28	06/04/2023	---	---	---	---	---	---	---	---	---	---	---	---	---	1,995.06	0.28	0.28	45102010
7,734,375	1.00	---	---	---	09/07/2007	07/01/2011	5277	LIVANIS SA (CR)	0.125	---	0.125	28/04/2023	---	---	---	---	---	---	---	---	---	---	---	---	---	966.80	0.125	0.125	40301030

Shares' Notes

Code	Note text
()	- Adjusted dividends.
*	- Last adjusted closing price.
[1]	- Net dividends.
[2]	- The "Date of Last Coupon" for New listings refers to the date company's stocks started to trade in Athex
[3]	- The Company Market Value is referred to the number of outstanding shares
[4]	- Sectors codification can be found in Appendix A
[5]	- The Market Value refers to the total number of shares listed (including their several classes) in the exchange by the company.
[6]	- P/E greater than 100
[7]	- Last view of the Order Book before the end of the trading session
[8]	- All Blocks Methods' Transactions Value are included.
4750	- Transfer to the Under Surveillance Category from 8/4/2011.
4955	- Transfer to the Surveillance Category as from 5/4/2013.
5093	- Transfer to the Surveillance Category as of 8/4/2015.
5141	- Transfer to the Surveillance Category as of 10/05/2017.
5160	- Transfer to the Surveillance Category as of 15/04/2016.
5165	- Transfer to the Surveillance Category as of 15/02/2018.
5193	- Transfer to the Surveillance Category as of 25/10/2018.
5197	- Transfer to the Surveillance Category as of 07/11/2018.
5232	- Transfer to the Under Surveillance Category from 08/04/2011.
5233	- Suspension of trading as of 13/05/2020.
5248	- Transfer to the Surveillance Category as of 06/09/20116.
5253	- Transfer to the Surveillance Category as of 14/5/2021.
5275	- Transfer to the Surveillance Category as of 09/07/2020.
5277	- Suspension of trading as of 02/05/2023.
5278	- Suspension of trading as of 03/05/2023.

Securities Blocks Details

Securities	Block Volume	Price	Block Trade Value	Time of approval	Note
PIRAEUS FINANCIAL HOLD (CR)	175,107	3.89	681,516.44	10:46:13	20
PIRAEUS FINANCIAL HOLD (CR)	430,603	3.90	1,677,629.29	10:48:30	20
GR. SARANTIS S.A. (CR)	25,000	9.69	242,250.00	10:56:58	20
TITAN CEMENT (CB)	21,488	26.07	560,228.69	11:13:10	14
PIRAEUS FINANCIAL HOLD (CR)	364,638	4.11	1,500,120.73	11:16:28	14
EUROBANK HOLDINGS (CR)	1,000,000	1.80	1,800,000.00	12:56:07	20
PIRAEUS FINANCIAL HOLD (CR)	100,000	3.95	395,000.00	13:01:29	20
EUROBANK HOLDINGS (CR)	242,810	1.80	437,058.00	13:02:39	20
NATIONAL BANK (CR)	100,000	6.91	690,800.00	13:11:31	20
PIRAEUS FINANCIAL HOLD (CR)	275,254	3.97	1,093,308.89	14:11:43	20
NATIONAL BANK (CR)	124,000	6.91	856,840.00	14:13:39	20
GR. SARANTIS S.A. (CR)	24,092	9.76	235,137.92	14:18:18	20
PIRAEUS FINANCIAL HOLD (CR)	109,201	4.00	436,367.20	14:22:41	20
PIRAEUS FINANCIAL HOLD (CR)	70,042	4.06	284,370.52	16:32:56	18
ENTERSOFT (CR)	2,367,000	8.00	18,936,000.00	16:38:35	20
NATIONAL BANK (CR)	99,480	6.94	689,993.28	16:59:00	20

Blocks Notes

9 - Method 6-1 / Special Fees

10 - Method 6-1 / Special Fees, SDS

14 - Method 6-3 / Settlement, Incomplete Buy and Sell

18 - Method 6-2 / SPOT 1

19 - Method 6-2 / SPOT 2

20 - Method 6-1 and Method 6-1 Same Day Settlement

21 - Other Pre-agreed

Shares Rights Details

Occured date	Exercise from	Exercise until	Trading until	Rights	Price min	Price max	Closing price	Last Bid	Last Ask	Volume	Trades	Transactions Value
--------------	---------------	----------------	---------------	--------	-----------	-----------	---------------	----------	----------	--------	--------	--------------------

No Rights Transactions.

Forced Sales Details

Securities	Category of Security	Transactions Volume	Number of Trades	Transactions Value	Note
------------	----------------------	------------------------	---------------------	-----------------------	------

No Forced Transactions.

Forced Sales Notes

- 1 - Compulsory Public Forced Sales
- 2 - Forced Sales of Fixed Registered Shares
- 3 - Forced Sales of Remaining Fractional Shares

Exchange Traded Funds (ETFs) Characteristics

	Transactions Date (T)	Creation / Redemption	Units (T-1)	New Units (T-1)	Redemption Units (T-1)	Units (T) [1]	Fund Assets [2]	Net Unit Price	Dividend per Unit	Dividend Date
ALPHA ETF FTSE Athex Large Cap	12/03/2024	5,000	924,675	---	---	924,675	31,366,640.00	33.9218	0.62	03/07/2023

ETFs Notes

[1] - Units (T) = Units (T-1) + New Units (T-1) - Redemption Units (T-1)

[2] - The Creation / Redemption Units of T-1 are included.

Non Convertible Corporate Bonds - Regulated Market

Num Listed Bonds	Nominal price	Issue price	Today's Rate	Exp. Date	Duration (years)	Note	Coupon		Trading Unit	Corporate Bonds	Accrued Int.	Yield.T.Mat	Price min	Price max	Closing price	Previous closing price/date	Volume	Transactions Value	Last order		ear min	Year max		
							Common	Preferred											Price	Buy / Sell			Date	
130,000	1,000.00	1,000.00	6.00	27/02/2029	5	---	1	---	1	INTRALOT S.A. (Non Convertible)	2.6667	5.8900	100.3500	100.6000	100.3727	100.5000	11/03/2024	91,000	91,689.67	100.2500	B	12/03/2024	99.6000	100.9000
320,000	1,000.00	1,000.00	3.40	21/07/2027	7	---	8	---	1	LAMDA DEVELOPMENT S.A. (Non Convertible)	4.9111	4.8440	93.6499	94.0000	94.0000	94.2000	11/03/2024	215,000	202,462.79	93.6100	B	12/03/2024	92.0000	96.6083
200,000	1,000.00	1,000.00	2.10	27/10/2027	7	---	7	---	1	O.P.A.P. S.A. (Non Convertible)	8.1083	4.0390	92.4501	93.0000	92.8625	93.2710	11/03/2024	4,000	3,746.93	92.8010	B	12/03/2024	90.5800	94.5034
200,000	1,000.00	1,000.00	1.90	23/03/2028	7	---	6	---	1	MOTOR OIL CORINTH REFINERIES SA (Non Convertible)	9.0250	4.0710	91.5200	91.7500	91.5726	91.5510	11/03/2024	19,000	17,570.28	91.5400	B	12/03/2024	90.8000	92.4499
100,000	1,000.00	1,000.00	2.95	11/02/2027	5	---	5	---	1	SAFE BULKERS PARTICIPATIONS PLC (Non Convertible)	2.5403	4.8870	93.7500	94.5000	94.2031	94.2390	11/03/2024	64,000	60,452.58	94.2500	B	12/03/2024	93.3364	97.0000
230,000	1,000.00	1,000.00	4.70	12/07/2029	7	---	4	---	1	LAMDA DEVELOPMENT S.A. (Non convertible)	8.0944	4.3540	99.0000	100.1900	100.0001	98.9480	11/03/2024	31,000	31,243.63	99.9000	B	12/03/2024	98.3500	101.2000
100,000	1,000.00	1,000.00	4.40	26/07/2029	7	---	4	---	1	CPLP SHIPPING HOLDINGS PLC (Non Convertible)	5.8667	4.4490	97.9799	99.2668	98.3660	97.1100	11/03/2024	10,000	9,895.27	97.1000	B	12/03/2024	95.0948	100.2438
199,375	1,000.00	1,000.00	3.60	12/03/2026	7	---	11	---	1	AEGEAN AIRLINES S.A. (Non Convertible)	0.2000	3.8530	97.9000	98.2000	98.2000	97.5510	11/03/2024	13,000	12,738.60	98.0000	B	12/03/2024	96.7110	99.3000
150,000	1,000.00	1,000.00	2.60	22/10/2026	7	---	9	---	1	TERNA ENERGY FINANCE S.A. (Non Convertible)	10.3278	4.2690	93.5000	94.9999	94.8500	93.3610	11/03/2024	26,000	24,930.84	93.5100	B	12/03/2024	92.8293	95.5999
500,000	1,000.00	1,000.00	2.75	03/07/2027	7	---	8	---	1	GEK TERNA S.A. (Non Convertible)	5.4236	4.7560	92.5000	93.0000	92.7777	92.6930	11/03/2024	18,000	16,797.62	92.5200	B	12/03/2024	91.6000	94.0000
200,000	1,000.00	1,000.00	4.25	23/01/2029	5	---	1	---	1	AUTOHELLAS S.A. (Non Convertible)	6.0208	4.4550	99.0000	99.5000	99.0661	99.0000	11/03/2024	31,000	30,897.15	99.5000	B	12/03/2024	97.5000	101.0000
175,000	1,000.00	1,000.00	3.40	26/07/2024	5	---	10	---	1	ATTICA HOLDINGS S.A. (Non Convertible)	4.5333	5.2600	99.0000	99.0000	99.0000	98.9500	11/03/2024	109,000	108,404.13	99.0500	B	12/03/2024	98.5000	99.4000
100,000	1,000.00	1,000.00	2.70	25/05/2026	5	---	6	---	1	COSTAMARE PARTICIPATIONS PLC (Non Convertible)	8.1000	4.0970	96.5000	96.5000	96.5000	96.5000	11/03/2024	1,000	973.10	96.1000	B	12/03/2024	92.6789	97.0000
300,000	1,000.00	1,000.00	2.30	20/07/2028	7	---	6	---	1	PRODEA REIC S.A.(Non Convertible)	3.3222	4.8090	89.2000	90.6000	89.7750	89.5000	11/03/2024	203,000	182,845.58	89.7500	B	12/03/2024	86.1234	92.3500
150,000	1,000.00	1,000.00	2.65	22/10/2026	5	---	5	---	1	CPLP SHIPPING HOLDINGS PLC (Non Convertible)	10.5264	4.6830	94.0500	94.5000	94.4993	94.0030	11/03/2024	50,000	47,643.64	94.1100	B	12/03/2024	93.5000	95.0000
250,000	1,000.00	1,000.00	2.45	16/11/2028	7	---	5	---	1	ELVALHALCOR S.A. (Non Convertible)	8.0986	4.3730	91.0000	92.7345	91.4438	92.3430	11/03/2024	116,000	107,014.26	91.0000	B	12/03/2024	88.4206	93.3000
120,000	1,000.00	1,000.00	2.65	06/12/2028	7	---	5	---	1	NOVAL PROPERTY REIC (Non Convertible)	7.2875	4.7760	89.6346	91.5000	90.5535	91.0000	11/03/2024	115,000	104,974.62	89.1412	B	12/03/2024	88.5000	93.1999
300,000	1,000.00	1,000.00	2.30	14/12/2028	7	---	5	---	1	GEK TERNA S.A. (Non Convertible)	5.8139	5.4270	86.5500	87.9500	86.9500	87.7960	11/03/2024	113,000	98,934.46	86.9000	B	12/03/2024	85.0000	89.9890

Corporate Bonds Notes

Transactions Volume = (Pieces) * (Nominal Price). Transactions Value = (Pieces) * (Nominal Price) * (price %) + (Accrued interest).

The price of a Bond is stated as a percentage (%) of Bond's Nominal Price.

Nominal Price in Euros (€), except if it is noted differently.

Non Convertible Corporate Bonds - Regulated Market

Num Listed Bonds	Nominal price	Issue price	Today's Rate	Exp. Date	Duration (years)	Note	Coupon		Trading Unit	Corporate Bonds	Accrued Int.	Yield.T.Mat	Price min	Price max	Closing price	Previous closing price/date	Volume	Transactions Value	Last order		ear min	Year max		
							Common	Preffered											Price	Buy / Sell			Date	
100,000	1,000.00	1,000.00	2.80	25/01/2027	5	---	5	---	1	PREMIA S.A. (Non Convertible)	3.8111	5.5020	91.8001	92.9499	92.3788	92.0000	11/03/2024	13,000	12,058.79	92.0001	B	12/03/2024	90.9974	97.8048
500,000	1,000.00	1,000.00	4.00	10/07/2030	7	---	2	---	1	MYTILINEOS S.A. (Non Convertible)	7.1111	4.1040	98.7000	99.1000	98.9000	98.9000	11/03/2024	135,000	134,423.00	98.8100	B	12/03/2024	98.4200	100.6000
120,000	1,000.00	1,000.00	3.95	04/04/2025	7	---	12	---	1	GEK TERNA S.A. (Non Convertible)	17.7750	3.7960	99.0000	99.4000	99.2246	99.2000	07/03/2024	307,000	310,076.43	99.0000	B	12/03/2024	98.6000	99.7800
100,000	1,000.00	1,000.00	5.50	15/12/2028	5	---	1	---	1	IDEAL HOLDINGS S.A. (Non Convertible)	13.7500	4.8030	102.0500	102.6000	102.4778	101.6900	11/03/2024	36,000	37,387.00	102.6000	B	12/03/2024	100.6502	103.4000

Corporate Bonds Notes

Transactions Volume = (Pieces) * (Nominal Price). Transactions Value = (Pieces) * (Nominal Price) * (price %) + (Accrued interest).

The price of a Bond is stated as a percentage (%) of Bond's Nominal Price.

Nominal Price in Euros (€), except if it is noted differently.

Government Bonds

Number Listed Bonds	Nominal price	Today's Rate	Accrued Interest Calc	Exp. Date [1]	Duration (years)	Note	Coupons Date	Curr. coupon value	Trading Unit	Government Bonds	Price min	Price max	Closing price	Previous closing price/date	Volume	Transactions Value	Price	Last order Buy / Sell	Date
4,500,000	1,000.00	1.88	Actual/Actual	04/02/2035	15	---	04/02	1.88	1	GGB-FXD-040235-15Y-1.875-1.000	---	---	---	---	---	---	---	---	---
1,805,793	1,000.00	3.45	Actual/Actual	02/04/2024	5	---	02/04	3.45	1	GGB-FXD-020424-05Y-3.450-1.000	---	---	---	---	---	---	---	---	---
6,000,000	1,000.00	0.75	Actual/Actual	18/06/2031	10	---	18/06	0.75	1	GGB-FXD-180631-10Y-0.750-1.000	---	---	---	---	---	---	---	---	---
3,350,000	1,000.00	3.88	Actual/Actual	15/06/2028	5	---	15/06	3.88	1	GGB-FXD-150628-05Y-3.875-1.000	---	---	---	---	---	---	---	---	---
5,962,747,327	1.00	3.75	Actual/Actual	30/01/2028	10	---	/02 - 01/02 - 31/	3.75	1	GGB-FXD-300128-10Y-3.750-1.000	---	---	---	85.4610 13/07/2018	---	---	1.0000	B	28/11/2018
7,067,309,386	1.00	3.90	Actual/Actual	30/01/2033	15	---	/02 - 01/02 - 31/	3.90	1	GGB-FXD-300133-15Y-3.900-1.000	---	---	---	78.6730 13/07/2018	---	---	1.0000	B	28/11/2018
5,622,848,349	1.00	4.00	Actual/Actual	30/01/2037	19	---	/02 - 01/02 - 31/	4.00	1	GGB-FXD-300137-19Y-4.000-1.000	---	---	---	77.0370 13/07/2018	---	---	1.0000	B	28/11/2018
5,476,770,669	1.00	4.20	Actual/Actual	30/01/2042	24	---	/02 - 01/02 - 31/	4.20	1	GGB-FXD-300142-24Y-4.200-1.000	---	---	---	77.7640 13/07/2018	---	---	1.0000	B	28/11/2018
4,000,000	1,000.00	3.38	Actual/Actual	15/06/2034	10	---	15/06	3.38	1	GGB-FXD-150634-10Y-3.375-1.000	---	---	---	---	---	---	---	---	---
40,248,141	1.00	4.30	Actual/Actual	24/02/2025	13	---	24/02	4.30	1	GGB-FXD-240225-13Y-2.000-1.000	---	---	---	10.0000 22/06/2015	---	---	---	---	---
59,586,043	1.00	4.30	Actual/Actual	24/02/2026	14	---	24/02	4.30	1	GGB-FXD-240226-14Y-2.000-1.000	---	---	---	10.0000 22/06/2015	---	---	---	---	---
41,118,344	1.00	4.30	Actual/Actual	24/02/2027	15	---	24/02	4.30	1	GGB-FXD-240227-15Y-2.000-1.000	---	---	---	10.0000 22/06/2015	---	---	---	---	---
45,137,734	1.00	4.30	Actual/Actual	24/02/2028	16	---	24/02	4.30	1	GGB-FXD-240228-16Y-2.000-1.000	---	---	---	10.0000 22/06/2015	---	---	---	---	---
61,768,888	1.00	4.30	Actual/Actual	24/02/2029	17	---	24/02	4.30	1	GGB-FXD-240229-17Y-2.000-1.000	---	---	---	10.0000 22/06/2015	---	---	---	---	---
54,567,744	1.00	4.30	Actual/Actual	24/02/2030	18	---	24/02	4.30	1	GGB-FXD-240230-18Y-2.000-1.000	---	---	---	10.0000 22/06/2015	---	---	---	---	---
37,541,515	1.00	4.30	Actual/Actual	24/02/2031	19	---	24/02	4.30	1	GGB-FXD-240231-19Y-2.000-1.000	---	---	---	10.0000 22/06/2015	---	---	---	---	---
37,558,317	1.00	4.30	Actual/Actual	24/02/2032	20	---	24/02	4.30	1	GGB-FXD-240232-20Y-2.000-1.000	---	---	---	10.0000 22/06/2015	---	---	---	---	---
37,473,732	1.00	4.30	Actual/Actual	24/02/2033	21	---	24/02	4.30	1	GGB-FXD-240233-21Y-2.000-1.000	---	---	---	10.0000 22/06/2015	---	---	---	---	---
33,888,293	1.00	4.30	Actual/Actual	24/02/2034	22	---	24/02	4.30	1	GGB-FXD-240234-22Y-2.000-1.000	---	---	---	10.0000 22/06/2015	---	---	---	---	---
35,177,800	1.00	4.30	Actual/Actual	24/02/2035	23	---	24/02	4.30	1	GGB-FXD-240235-23Y-2.000-1.000	---	---	---	10.0000 22/06/2015	---	---	---	---	---
35,547,268	1.00	4.30	Actual/Actual	24/02/2036	24	---	24/02	4.30	1	GGB-FXD-240236-24Y-2.000-1.000	---	---	---	10.0000 22/06/2015	---	---	---	---	---
40,246,306	1.00	4.30	Actual/Actual	24/02/2037	25	---	24/02	4.30	1	GGB-FXD-240237-25Y-2.000-1.000	---	---	---	10.0000 22/06/2015	---	---	---	---	---
37,643,952	1.00	4.30	Actual/Actual	24/02/2038	26	---	24/02	4.30	1	GGB-FXD-240238-26Y-2.000-1.000	---	---	---	10.0000 22/06/2015	---	---	---	---	---
36,977,100	1.00	4.30	Actual/Actual	24/02/2039	27	---	24/02	4.30	1	GGB-FXD-240239-27Y-2.000-1.000	---	---	---	10.0000 22/06/2015	---	---	---	---	---
41,615,000	1.00	4.30	Actual/Actual	24/02/2040	28	---	24/02	4.30	1	GGB-FXD-240240-28Y-2.000-1.000	---	---	---	10.0000 22/06/2015	---	---	---	---	---
42,227,208	1.00	4.30	Actual/Actual	24/02/2041	29	---	24/02	4.30	1	GGB-FXD-240241-29Y-2.000-1.000	---	---	---	10.0000 22/06/2015	---	---	---	---	---
68,288,487	1.00	4.30	Actual/Actual	24/02/2042	30	---	24/02	4.30	1	GGB-FXD-240242-30Y-2.000-1.000	---	---	---	10.0000 22/06/2015	---	---	---	---	---
4,000,000	1,000.00	3.88	Actual/Actual	12/03/2029	10	---	12/03	3.88	1	GGB-FXD-120329-10Y-3.875-1.000	---	---	---	---	---	---	100.0000	B	15/10/2019
4,500,000	1,000.00	0.00	Actual/Actual	12/02/2026	5	---	12/02	0.00	1	GGB-FXD-120226-05Y-3.000-1.000	---	---	---	---	---	---	---	---	---
2,209,163	1,000.00	3.38	Actual/Actual	15/02/2025	7	---	15/02	3.38	1	GGB-FXD-150225-07Y-3.375-1.000	---	---	---	---	---	---	---	---	---
964,000	1,000.00	3.25	Actual/Actual	20/03/2025	6	---	20/03	3.25	1	GGB-FXD-200325-06Y-3.250-1.000	---	---	---	---	---	---	---	---	---
2,100,000	1,000.00	3.55	Actual/Actual	20/03/2026	7	---	20/03	3.55	1	GGB-FXD-200326-07Y-3.550-1.000	---	---	---	---	---	---	---	---	---
5,500,000	1,000.00	1.50	Actual/Actual	18/06/2030	10	---	18/06	1.50	1	GGB-FXD-180630-10Y-1.500-1.000	---	---	---	---	---	---	---	---	---
3,500,000	1,000.00	4.38	Actual/Actual	18/07/2038	15	---	18/07	4.38	1	GGB-FXD-180738-15Y-4.375-1.000	---	---	---	---	---	---	---	---	---

Government Bonds Notes

Transactions Volume = (Pieces) * (Nominal Price). Transactions Value = (Pieces) * (Nominal Price) * (price %) + (Accrued interest).

The Value of current coupon for the issues with NV 0.01 euro refers to NV 100 euros

FLR: Floating Interest Rate.

[1] - The Expiration Date of the interest bearing period and the Date for coupon payment.

Government Bonds

Number Listed Bonds	Nominal price	Today's Rate	Accrued Interest Calc	Exp. Date [1]	Duration (years)	Note	Coupons Date	Curr. coupon value	Trading Unit	Government Bonds	Price min	Price max	Closing price	Previous closing price/date	Volume	Transactions Value	Price	Last order Buy / Sell	Date
40,000	1,000.00	4.67	FLR	Actual/360	18/09/2024	1	---	18/09 - 19/03	---	1	GGB-FLT-180924-01Y-4.670-1.000	---	---	---	---	---	---	---	---
5,364,250	1,000.00	3.25		Actual/Actual	20/03/2050	30	---	20/03	3.25	1	GGB-FXD-200350-30Y-3.250-1.000	---	---	---	---	---	---	---	---
3,924,361	1,000.00	2.00		Actual/Actual	22/04/2027	7	---	22/04	2.00	1	GGB-FXD-220427-07Y-2.000-1.000	---	---	---	---	---	99.9000	B	22/04/2020
2,500,000	1,000.00	1.88		Actual/Actual	23/07/2026	7	---	23/07	1.88	1	GGB-FXD-230726-07Y-1.875-1.000	---	---	---	---	---	---	---	---
4,900,000	1,000.00	4.25		Actual/Actual	15/06/2033	10	---	15/06	4.25	1	GGB-FXD-150633-10Y-4.250-1.000	---	---	---	---	---	---	---	---
3,500,000	1,000.00	1.88		Actual/Actual	24/01/2052	30	---	24/01	1.88	1	GGB-FXD-240152-30Y-1.875-1.000	---	---	---	---	---	---	---	---
3,700,000	1,000.00	1.75		Actual/Actual	18/06/2032	10	---	18/06	1.75	1	GGB-FXD-180632-10Y-1.750-1.000	---	---	---	---	---	---	---	---
2,200,000	1,000.00	1.13	FLR	Actual/360	15/12/2027	5	---	- 15/12 - 15/03 -	---	1	GGB-FLT-151227-05Y-1.130-1.000	---	---	---	---	---	102.1600	B	30/12/2022

Government Bonds Notes

Transactions Volume = (Pieces) * (Nominal Price). Transactions Value = (Pieces) * (Nominal Price) * (price %) + (Accrued interest).

The Value of current coupon for the issues with NV 0.01 euro refers to NV 100 euros

FLR: Floating Interest Rate.

[1] - The Expiration Date of the interest bearing period and the Date for coupon payment.

Treasury Bills & Zero Coupon Government Bonds

Issue Date	13-Week Maturity									26-Week Maturity									52-Week Maturity								
	Exp. Date	Initial Rate	Num Listed Bonds	Nominal price	Issue price	Last Trade Price	Last Trade Date	Volume Traded	Note	Exp. Date	Initial Rate	Num Listed Bonds	Nominal price	Issue price	Last Trade Price	Last Trade Date	Volume Traded	Note	Exp. Date	Initial Rate	Num Listed Bonds	Nominal price	Issue price	Last Trade Price	Last Trade Date	Volume Traded	Note
09/06/2023	---	---	---	---	---	---	---	---	---	---	---	---	---	---	---	---	---	---	07/06/2024	3.84	1,600,000	1,000.00	962.60	---	---	---	---
08/09/2023	---	---	---	---	---	---	---	---	---	---	---	---	---	---	---	---	---	---	06/09/2024	3.81	812,500	1,000.00	962.90	---	---	---	---
08/12/2023	---	---	---	---	---	---	---	---	---	---	---	---	---	---	---	---	---	---	06/12/2024	3.70	600,000	1,000.00	963.90	---	---	---	---

Bonds in Circulation	Currency / Min nominal traded Value	Coupons Payment Date	Current Coupon Value	Note	Coupon	Trading Unit	Issue Date	Duration (years)	Today's Interest	A.I.C in days	Bonds	Last price of previous days		Last Outcry in Cash (euro)			Trades in Pieces	Life min	Life Max
												Price	Buy / Sell	Price	Buy / Sell	Date			
Corporate Bonds in Foreign Currency and Euro																			
103,746	GBP / 10	01/12	0.25	---	65	1	01/12/1930	98	2.5	360	National Mortgage Bank	2.27	05/02/1996	2.27	S	05/02/1996	---	2.27	2.27
0	GBP / 10	01/12	0.25	---	67	1	01/12/1928	100	2.5	360	National Mortgage Bank	---	---	---	---	---	---	---	---

Government Bonds Notes

A.I.C: Accrued Interest Calculation base.

FLR: Floating Interest Rate.

The minimum tradeable Nominal Value for all Demeterialised Government Titles is 100 Euros.

(μφρ-0)

Athex & ATHEXClear Members List

Member Name				Stock Market			Derivatives Market		ATHEXClear Member	
	Address	Phone	Fax	Market Member	Remote Member	Market Maker	Proprietary	Market Maker	General Clearing	Direct Clearing
A. SARRIS SECURITIES S.A.				a						
6, ΔΡΑΓΑΤΣΑΝΙΟΥ 6 ΑΘΗΝΑ	2103367700									
ΑΕΟΝIC SECURITIES C.I.F. P.L.C.				a						
, ΛΑΪΟΥ 6, ΓΡ. 301B, ANNA COURT	35725337600									
ALPHA BANK S.A.									a	
, ΣΤΑΔΙΟΥ 40 ΑΘΗΝΑ	2103260000									
ALPHA FINANCE INVESTMENT SERVICES SINGLE MEMBER SA				a		a	a	a		a
5, ΠΑΝΕΠΙΣΤΗΜΙΟΥ 45 ΑΘΗΝΑ	2103677400									
ARGUS STOCKBROKERS LTD				a	a		a			
25, 25 ΛΕΩΦΟΡΟΣ ΔΗΜΟΣΘΕΝΗ ΣΕΒΕΡΗ	0035722717000									
ATLANTIC SECURITIES LTD				a	a					
37, ΠΡΟΔΡΟΜΟΥ 37	0035722445400									
AXON SECURITIES S.A.				a			a			
48, ΣΤΑΔΙΟΥ 48 ΑΘΗΝΑ	2103363800									
BETA SECURITIES S.A.				a		a	a			a
29, Λ. ΑΛΕΞΑΝΔΡΑΣ 29 ΑΘΗΝΑ	210 6478900									
BNP PARIBAS S.A.									a	
, ΛΑΜΨΑΚΟΥ 2 ΑΘΗΝΑ	2107468525									
BOFA SECURITIES EUROPE SA				a	a					
, 51 RUE LA BOÉTIE	+33 153655555									
CAPITAL SECURITIES S.A.				a			a			
58, ΜΗΤΡΟΠΟΛΕΩΣ 58 ΑΘΗΝΑ	2103369700									
CITIGROUP GLOBAL MARKETS EUROPE AG				a	a					
16, REUTERWEG 16	+49 691366-0									
CITIGROUP GLOBAL MARKETS LIMITED				a						
1, 33 CANADA SQUARE -CANARY WHARF	+44 02079864000									
CREDIT SUISSE BANK (EUROPE), S.A.				a	a					
, CALLE AYALA 42, 3A PLANTA-B MADRID	+34917916000									
CREDIT SUISSE SECURITIES (EUROPE) LIMITED				a						
1, ONE CABOT SQUARE LONDON	+44 2078888888									
CYCLOS SECURITIES S.A.				a			a			
39, ΧΑΡΙΛΑΟΥ ΤΡΙΚΟΥΠΗ 6-8-10 ΑΘΗΝΑ	2103364300									
DEUTSCHE BANK S.A.					a					
1, GREAT WINCHESTER STREET LONDON	+44 20 754 54209	00441133361437								
EUROBANK EQUITIES INVESTMENT FIRM SINGLE MEMBER SA				a		a	a	a		a
, ΦΙΛΕΛΛΗΝΩΝ 10 & ΞΕΝΟΦΩΝΤΟΣ 13 ΑΘΗΝΑ	2103720425									
EUROBANK S.A.									a	
, ΟΘΩΝΟΣ 8 ΑΘΗΝΑ	2144043907									
EUROCORP INVESTMENT SERVICES S.A.				a			a			a
14, ΠΛ.ΦΙΛΙΚΗΣ ΕΤΑΙΡΕΙΑΣ 14 ΑΘΗΝΑ	2107263600									
EUOTRUST INVESTMENT FIRM SA				a						
113, ΣΕΒΑΣΤΟΥΠΟΛΕΩΣ 113 ΑΘΗΝΑ	2103363100									
EUROXX SECURITIES S.A.				a		a	a	a		a
7, ΠΑΛΕΟΛΟΓΟΥ CHALANDRI	+30 2106879400	210-6879401								
7, ΠΑΛΑΙΟΛΟΓΟΥ CHALANDRI	(210)-6879400	(210)-6879401								
FREEDOM FINANCE EUROPE LTD				a	a					
, ΧΡΙΣΤΑΚΗ ΚΡΑΝΟΥ 20	035725257786									
G. A. PERVANAS SECURITIES- INVESTMENT SERVICES S.A.				a						
7-9, ΣΟΦΟΚΛΕΟΥΣ 7-9 ΑΘΗΝΑ	2103727200									
GLOBAL CAPITAL SECURITIES & FINANCIAL SERVICES LTD				a	a					
50, ΛΑΡΧΙΕΠΙΣΚΟΠΟΥ ΜΑΚΑΡΙΟΥ Γ50	0035722710710									
GREENPOST TRADING EUROPE LTD				a	a	a				
, ΚΙΜΟΝΟΣ 3, ACROPOLIS MANSIONS, 2ND FLOOR, FLAT/OFFICE 202	035722521389									
HELLENIC AMERICAN SECURITIES S.A.				a		a	a			a
27, ΑΝΔΡΕΑ ΠΑΠΑΝΔΡΕΟΥ 27 ΜΑΡΟΥΣΙ	2103311100									
HELLENIC BANK (INVESTMENTS) LTD					a					
, ΑΥΕ.ΚΥΡΙΑΚΟΥ ΜΑΤΣΙ 31 - PO BOX 24747 NICOSIA	+357 22500100	357 22500110								
HSBC CONTINENTAL EUROPE									a	
109-111, Λ.ΜΕΣΟΓΕΙΩΝ 109-111	2106960000									
INDEX SECURITIES S.A.				a						
6, ΔΡΑΓΑΤΣΑΝΙΟΥ 6 ΑΘΗΝΑ	2103213920									
J. CHR. MAVRIKIS SECURITIES S.A.				a						
5, ΣΟΦΟΚΛΕΟΥΣ 5 ΑΘΗΝΑ	2103216730									

Athex & ATHEXClear Members List

Member Name				Stock Market			Derivatives Market		ATHEXClear Member	
	Address	Phone	Fax	Market Member	Remote Member	Market Maker	Proprietary	Market Maker	General Clearing	Direct Clearing
KAPPA SECURITIES S.A.				a			a			
15, ΒΑΛΑΩΡΙΤΟΥ 15 ΑΘΗΝΑ	2103678600									
KARAMANOF SECURITIES & INVESTMENT SERVICES S.A.				a						
2, ΠΛ.ΑΓ.ΘΕΟΔΩΡΩΝ 2 ΑΘΗΝΑ	2103212947									
LAIKI FINANCIAL SERVICES LTD					a					
26, AVE. VYRONOS NICOSIA	357 22367367	357 22718567								
LEON DEPOLAS SECURITIES S.A.				a		a	a			
1, ΧΡΗΣΤΟΥ ΛΑΔΑ 1 ΑΘΗΝΑ	2103213276 -28									
MEGA EQUITY SECURITIES & FINANCIAL SERVICES PUBLIC LTD				a	a		a			
42-44, ΛΕΩΦ.ΓΡΙΒΑ ΔΙΓΕΝΗ 42-44	0035722711711									
MERIT SECURITIES S.A				a		a	a			a
5, ΣΟΦΟΚΛΕΟΥΣ 5 ΑΘΗΝΑ	2141008814									
MERRILL LYNCH INTERNATIONAL				a						
2, 2 KING EDWARD STREET LONDON	+44 20276281000									
N. CHRYSOCHOIDIS SECURITIES S.A.				a			a			a
7-9, ΣΟΦΟΚΛΕΟΥΣ 7-9 ΑΘΗΝΑ	2103213913									
NATIONAL BANK OF GREECE S.A.				a		a	a		a	
86, ΑΙΟΛΟΥ ΣΤΡ. ΑΘΗΝΑ	(210)-3341000	(210)-3228187								
68, ΑΚΑΔΙΜΙΑΣ ΣΤΡ. ΑΘΗΝΑ	(210)-3328817	(210)-3328678								
NATIONAL SECURITIES SINGLE MEMBER SA				a		a	a	a		
66, ΛΕΩΦΟΡΟΣ ΑΘΗΝΩΝ 128-132 & ΙΦΙΓΕΝΙΑΣ ΑΘΗΝΑ	2103328784									
NUNTIUS BROKERAGE AND INVESTMENT SERVICES S.A				a						
6, ΔΡΑΓΑΤΣΑΝΙΟΥ 6 ΑΘΗΝΑ	2103350599									
ONE PLUS CAPITAL LIMITED				a	a					
, 75 PRODROMOU AVENUE NICOSIA 1307	35722873760									
OPTIMA BANK S.A.				a		a	a	a	a	
, ΑΙΓΙΑΛΕΙΑΣ 32 & ΠΑΡΑΔΕΙΣΟΥ ΜΑΡΟΥΣΙ	210 8173000									
PANCRETA BANK S.A									a	
, ΙΚΑΡΟΥ 5	2810338746									
PANTELAKIS SECURITIES S.A.				a		a	a	a		
57, ΕΘΝΙΚΗΣ ΑΝΤΙΣΤΑΣΕΩΣ 57, ΚΤΙΠΙΟ Β CHALANDRI	2106965000								a	
PIRAEUS BANK S.A.				a			a			
, ΑΜΕΡΙΚΗΣ 4 ΑΘΗΝΑ	2103335000									
PIRAEUS SECURITIES S. A.				a		a	a	a		a
10, ΣΤΑΔΙΟΥ 10 ΑΘΗΝΑ	2103354100									
PROCHOICE SECURITIES LTD				a	a					
57, ΛΕΩΦ.ΣΠΥΡΟΥ ΚΥΠΡΙΑΝΟΥ 57, ΑΚΙΝΗΤΑ Φ	035724661192									
SHARELINK SECURITIES & FINANCIAL SERVICES LTD				a			a			
6, HOUSE-ΘΕΟΤΟΚΗ 6 ΜΕΓΑΡΟ ΕΛΜΗΝΑ	+357 22554200									
SOCIETE GENERALE S.A.				a	a		a			
, 17 COURS VALMY, CEDEX	+157290504									
SOLIDUS SECURITIES S.A				a			a			a
64, ΛΟΥΙΖΗΣ ΠΙΑΝΚΟΥΡ 64 ΑΘΗΝΑ	2106900600									
ST. EM. LAVRENTAKIS SECURITIES S.A.				a			a			
7-9, ΣΟΦΟΚΛΕΟΥΣ 7-9 ΑΘΗΝΑ	2103213336									
THE CYPRUS INVESTMENT & SECURITIES CORPORATION LTD				a	a					
154, 1 AG. PROKOPIΟΥ & POSIDONOS 1ST FLOOR	0035722121700									
UBS EUROPE SE				a	a					
, OPERNTURM, BOCKENHEIMER LANDSTRASSE 2-4	496921790									
UBS LIMITED					a					
1, FINSBURY AVENUE LONDON	+44 2075687135									

List of Stocks under Market Making operations

Securities	Market Maker	Start Market Making	Stock Category	Suspension Status
MLS MULTIMEDIA SA (CR)				
	PIRAEUS SECURITIES S. A.	01/08/2019		
ALPHA ETF FTSE Athex Large Cap			Exchange Traded Funds (ETFs)	
	ALPHA FINANCE INVESTMENT SERVICES SINGLE MEMBER SA	02/01/1900		
	NATIONAL SECURITIES SINGLE MEMBER SA	02/01/1900		
ADMIE (IPTO) HOLDING S.A. (CR)			Main Market	
	EUROBANK EQUITIES INVESTMENT FIRM SINGLE MEMBER SA	24/05/2021		
	HELLENIC AMERICAN SECURITIES S.A.	09/03/2020		
	PIRAEUS SECURITIES S. A.	29/06/2017		
AEGEAN AIRLINES (CR)			Main Market	
	EUROBANK EQUITIES INVESTMENT FIRM SINGLE MEMBER SA	22/09/2020		
ALPHA SERVICES HOLD (CR)			Main Market	
	ALPHA FINANCE INVESTMENT SERVICES SINGLE MEMBER SA	29/02/2016		
	EUROBANK EQUITIES INVESTMENT FIRM SINGLE MEMBER SA	22/10/2006		
	GREENPOST TRADING EUROPE LTD	12/06/2023		
	HELLENIC AMERICAN SECURITIES S.A.	25/07/2014		
	LEON DEPOLAS SECURITIES S.A.	04/01/2016		
	MERIT SECURITIES S.A	03/09/2012		
	NATIONAL SECURITIES SINGLE MEMBER SA	02/01/1900		
	PIRAEUS SECURITIES S. A.	28/05/2009		
ALPHA TRUST HOLDINGS (CR)			Main Market	
	EUROBANK EQUITIES INVESTMENT FIRM SINGLE MEMBER SA	06/02/2023		
	LEON DEPOLAS SECURITIES S.A.	04/01/2021		
ALUMIL (CR)			Main Market	
	PIRAEUS SECURITIES S. A.	31/07/2023		
ANDROMEDA SA (CR)			Main Market	
	BETA SECURITIES S.A.	15/02/2021		
	OPTIMA BANK S.A.	03/04/2023		
ATTICA BANK S.A. (CR)			Main Market	
	EUROXX SECURITIES S.A.	22/01/2016		
AUSTRIACARD (CB)			Main Market	
	BETA SECURITIES S.A.	23/03/2023		
	EUROBANK EQUITIES INVESTMENT FIRM SINGLE MEMBER SA	15/05/2023		
AUTOHELLAS SA (CR)			Main Market	
	ALPHA FINANCE INVESTMENT SERVICES SINGLE MEMBER SA	01/07/2019		
	EUROXX SECURITIES S.A.	02/07/2018		
AVAX S.A. (CR)			Main Market	
	EUROBANK EQUITIES INVESTMENT FIRM SINGLE MEMBER SA	14/12/2015		
	OPTIMA BANK S.A.	04/09/2023		
	PIRAEUS SECURITIES S. A.	01/02/2021		
AVE (CR)			Main Market	
	EUROXX SECURITIES S.A.	05/06/2020		
BRIQ PROPERTIES (CR)			Main Market	
	EUROBANK EQUITIES INVESTMENT FIRM SINGLE MEMBER SA	09/09/2019		
	LEON DEPOLAS SECURITIES S.A.	22/02/2021		
	PIRAEUS SECURITIES S. A.	05/02/2024		
CC HBC AG (CR)			Main Market	
	BETA SECURITIES S.A.	08/03/2021		
	NATIONAL SECURITIES SINGLE MEMBER SA	02/01/1900		
	PIRAEUS SECURITIES S. A.	04/05/2015		
CENERGY HOLDINGS (CB)			Main Market	
	ALPHA FINANCE INVESTMENT SERVICES SINGLE MEMBER SA	02/01/2016		
	EUROBANK EQUITIES INVESTMENT FIRM SINGLE MEMBER SA	02/01/2016		
	OPTIMA BANK S.A.	14/03/2022		
	PANTELAKIS SECURITIES S.A.	27/12/2022		
CNL CAPITAL (CR)			Main Market	
	MERIT SECURITIES S.A	01/10/2018		
DIMAND (CR)			Main Market	
	ALPHA FINANCE INVESTMENT SERVICES SINGLE MEMBER SA	08/08/2022		
	EUROBANK EQUITIES INVESTMENT FIRM SINGLE MEMBER SA	08/08/2022		
	PANTELAKIS SECURITIES S.A.	15/05/2023		
EKTER SA (CR)			Main Market	
	BETA SECURITIES S.A.	26/09/2022		
	EUROBANK EQUITIES INVESTMENT FIRM SINGLE MEMBER SA	16/10/2017		
	LEON DEPOLAS SECURITIES S.A.	21/05/2018		
ELASTRON (CR)			Main Market	
	LEON DEPOLAS SECURITIES S.A.	20/02/2017		

List of Stocks under Market Making operations

Securities	Stock Category
Market Maker	Start Market Making
ELLAKTOR (CR)	Main Market
ALPHA FINANCE INVESTMENT SERVICES SINGLE MEMBER SA	18/03/2019
EUROBANK EQUITIES INVESTMENT FIRM SINGLE MEMBER SA	01/06/2012
EUROXX SECURITIES S.A.	24/09/2018
NATIONAL SECURITIES SINGLE MEMBER SA	02/01/1900
PIRAEUS SECURITIES S. A.	22/10/2018
ELTON SA (CR)	Main Market
OPTIMA BANK S.A.	30/01/2023
ELVALHALCOR (CR)	Main Market
ALPHA FINANCE INVESTMENT SERVICES SINGLE MEMBER SA	07/05/2018
BETA SECURITIES S.A.	09/01/2023
EUROBANK EQUITIES INVESTMENT FIRM SINGLE MEMBER SA	07/05/2018
ENTERSOFT (CR)	Main Market
ALPHA FINANCE INVESTMENT SERVICES SINGLE MEMBER SA	23/03/2023
EUROBANK EQUITIES INVESTMENT FIRM SINGLE MEMBER SA	22/06/2020
EUROBANK HOLDINGS (CR)	Main Market
ALPHA FINANCE INVESTMENT SERVICES SINGLE MEMBER SA	09/01/2006
EUROBANK EQUITIES INVESTMENT FIRM SINGLE MEMBER SA	01/06/2012
GREENPOST TRADING EUROPE LTD	12/06/2023
HELLENIC AMERICAN SECURITIES S.A.	25/07/2014
LEON DEPOLAS SECURITIES S.A.	30/11/2018
MERIT SECURITIES S.A	06/11/2017
NATIONAL SECURITIES SINGLE MEMBER SA	02/01/1900
PIRAEUS SECURITIES S. A.	28/09/2009
EUROCONSULTANTS S.A. (CR)	Main Market
OPTIMA BANK S.A.	01/02/2023
EYDAP S.A. (CR)	Main Market
ALPHA FINANCE INVESTMENT SERVICES SINGLE MEMBER SA	27/01/2020
EUROBANK EQUITIES INVESTMENT FIRM SINGLE MEMBER SA	10/06/2019
FOURLIS (CR)	Main Market
EUROBANK EQUITIES INVESTMENT FIRM SINGLE MEMBER SA	01/12/2016
PIRAEUS SECURITIES S. A.	06/03/2017
GEK TERNA (CR)	Main Market
BETA SECURITIES S.A.	08/03/2021
EUROBANK EQUITIES INVESTMENT FIRM SINGLE MEMBER SA	24/05/2021
PIRAEUS SECURITIES S. A.	29/08/2019
GR. SARANTIS S.A. (CR)	Main Market
BETA SECURITIES S.A.	14/05/2012
EUROBANK EQUITIES INVESTMENT FIRM SINGLE MEMBER SA	24/10/2016
HELLENIC EXCHANGES-A.S.E. (CR)	Main Market
HELLENIC AMERICAN SECURITIES S.A.	01/09/2014
NATIONAL SECURITIES SINGLE MEMBER SA	02/01/1900
PIRAEUS SECURITIES S. A.	04/05/2015
HELLENIQ ENERGY (CR)	Main Market
ALPHA FINANCE INVESTMENT SERVICES SINGLE MEMBER SA	07/11/2023
EUROBANK EQUITIES INVESTMENT FIRM SINGLE MEMBER SA	01/11/2023
HELLENIC AMERICAN SECURITIES S.A.	14/09/2015
PIRAEUS SECURITIES S. A.	20/03/2017
IDEAL HOLDINGS (CR)	Main Market
EUROBANK EQUITIES INVESTMENT FIRM SINGLE MEMBER SA	07/06/2021
PIRAEUS SECURITIES S. A.	07/06/2021
INTERCONTINENTAL (CR)	Main Market
LEON DEPOLAS SECURITIES S.A.	03/06/2019
INTERLIFE G.C.I.(CR)	Main Market
BETA SECURITIES S.A.	24/10/2022
PIRAEUS SECURITIES S. A.	22/01/2024
INTERWOOD-XYLEMPORIA (CR)	Main Market
EUROBANK EQUITIES INVESTMENT FIRM SINGLE MEMBER SA	05/07/2021
PANTELAKIS SECURITIES S.A.	01/07/2021
INTRAKAT (CR)	Main Market
BETA SECURITIES S.A.	04/10/2021
PANTELAKIS SECURITIES S.A.	10/10/2022
JUMBO SA (CR)	Main Market
BETA SECURITIES S.A.	01/02/2021
EUROBANK EQUITIES INVESTMENT FIRM SINGLE MEMBER SA	25/05/2020
GREENPOST TRADING EUROPE LTD	12/06/2023
MERIT SECURITIES S.A	06/11/2017
PIRAEUS SECURITIES S. A.	06/03/2017

List of Stocks under Market Making operations

Securities	Stock Category
Market Maker	Start Market Making
KLOUKINAS - LAPPAS SA (CR)	Main Market
OPTIMA BANK S.A.	02/01/2023
KRI-KRI S.A. (CR)	Main Market
EUROBANK EQUITIES INVESTMENT FIRM SINGLE MEMBER SA	07/05/2018
LEON DEPOLAS SECURITIES S.A.	16/01/2017
PIRAEUS SECURITIES S. A.	11/12/2023
LAMDA DEVELOPMENT SA (CR)	Main Market
EUROBANK EQUITIES INVESTMENT FIRM SINGLE MEMBER SA	08/12/2014
PANTELAKIS SECURITIES S.A.	06/11/2017
PIRAEUS SECURITIES S. A.	29/06/2017
LAMPSA HOTEL SA (CR)	Main Market
LEON DEPOLAS SECURITIES S.A.	16/01/2017
MOTODYNAMICS S.A. (CR)	Main Market
OPTIMA BANK S.A.	25/08/2023
MOTOR OIL (CR)	Main Market
BETA SECURITIES S.A.	08/03/2021
EUROBANK EQUITIES INVESTMENT FIRM SINGLE MEMBER SA	22/10/2006
GREENPOST TRADING EUROPE LTD	12/06/2023
LEON DEPOLAS SECURITIES S.A.	01/04/2019
MERIT SECURITIES S.A	25/02/2019
NATIONAL SECURITIES SINGLE MEMBER SA	02/01/1900
PIRAEUS SECURITIES S. A.	04/05/2015
MPLE KEDROS (CR)	Main Market
OPTIMA BANK S.A.	16/10/2023
OPTIMA BANK S.A.	08/11/2023
MYTILINEOS (CR)	Main Market
ALPHA FINANCE INVESTMENT SERVICES SINGLE MEMBER SA	15/04/2019
BETA SECURITIES S.A.	11/04/2022
EUROBANK EQUITIES INVESTMENT FIRM SINGLE MEMBER SA	20/09/2017
GREENPOST TRADING EUROPE LTD	12/06/2023
MERIT SECURITIES S.A	25/02/2019
NATIONAL SECURITIES SINGLE MEMBER SA	02/01/1900
PIRAEUS SECURITIES S. A.	04/05/2015
NAFPAKTOS TEXTILE (CR)	Main Market
OPTIMA BANK S.A.	29/01/2024
NATIONAL BANK (CR)	Main Market
ALPHA FINANCE INVESTMENT SERVICES SINGLE MEMBER SA	09/01/2006
EUROBANK EQUITIES INVESTMENT FIRM SINGLE MEMBER SA	22/10/2006
GREENPOST TRADING EUROPE LTD	12/06/2023
HELLENIC AMERICAN SECURITIES S.A.	25/07/2014
LEON DEPOLAS SECURITIES S.A.	20/05/2015
MERIT SECURITIES S.A	03/09/2012
NATIONAL SECURITIES SINGLE MEMBER SA	02/01/1900
PIRAEUS SECURITIES S. A.	08/09/2008
OPAP (CR)	Main Market
ALPHA FINANCE INVESTMENT SERVICES SINGLE MEMBER SA	09/01/2006
EUROBANK EQUITIES INVESTMENT FIRM SINGLE MEMBER SA	22/10/2006
GREENPOST TRADING EUROPE LTD	12/06/2023
HELLENIC AMERICAN SECURITIES S.A.	25/07/2014
MERIT SECURITIES S.A	20/03/2017
NATIONAL SECURITIES SINGLE MEMBER SA	02/01/1900
PIRAEUS SECURITIES S. A.	04/05/2015
OPTIMA BANK (CR)	Main Market
ALPHA FINANCE INVESTMENT SERVICES SINGLE MEMBER SA	12/12/2023
EUROBANK EQUITIES INVESTMENT FIRM SINGLE MEMBER SA	11/12/2023
OPTIMA BANK S.A.	06/11/2023
ORILINA PROPERTIES REIC (CR)	Main Market
EUROBANK EQUITIES INVESTMENT FIRM SINGLE MEMBER SA	11/12/2023
LEON DEPOLAS SECURITIES S.A.	11/12/2023
OTE (CR)	Main Market
ALPHA FINANCE INVESTMENT SERVICES SINGLE MEMBER SA	09/01/2006
EUROBANK EQUITIES INVESTMENT FIRM SINGLE MEMBER SA	22/10/2006
GREENPOST TRADING EUROPE LTD	12/06/2023
HELLENIC AMERICAN SECURITIES S.A.	25/07/2014
LEON DEPOLAS SECURITIES S.A.	20/04/2015
MERIT SECURITIES S.A	20/03/2017
NATIONAL SECURITIES SINGLE MEMBER SA	02/01/1900
PIRAEUS SECURITIES S. A.	08/09/2008

List of Stocks under Market Making operations

Securities	Stock Category
Market Maker	Start Market Making
P.P.A. S.A. (CR)	Main Market
EUROBANK EQUITIES INVESTMENT FIRM SINGLE MEMBER SA	06/02/2019
PAPOUTSANIS (CR)	Main Market
ALPHA FINANCE INVESTMENT SERVICES SINGLE MEMBER SA	19/11/2018
BETA SECURITIES S.A.	25/11/2013
PETROPOULOS PETROS (CR)	Main Market
EUROBANK EQUITIES INVESTMENT FIRM SINGLE MEMBER SA	01/04/2019
PANTELAKIS SECURITIES S.A.	16/03/2020
PIRAEUS FINANCIAL HOLD (CR)	Main Market
ALPHA FINANCE INVESTMENT SERVICES SINGLE MEMBER SA	15/04/2019
EUROBANK EQUITIES INVESTMENT FIRM SINGLE MEMBER SA	22/10/2006
EUROXX SECURITIES S.A.	15/02/2016
GREENPOST TRADING EUROPE LTD	12/06/2023
HELLENIC AMERICAN SECURITIES S.A.	25/07/2014
LEON DEPOLAS SECURITIES S.A.	30/11/2018
MERIT SECURITIES S.A	16/09/2013
NATIONAL SECURITIES SINGLE MEMBER SA	02/01/1900
PIRAEUS SECURITIES S. A.	16/02/2009
PPC (CR)	Main Market
ALPHA FINANCE INVESTMENT SERVICES SINGLE MEMBER SA	09/01/2006
BETA SECURITIES S.A.	01/02/2021
EUROBANK EQUITIES INVESTMENT FIRM SINGLE MEMBER SA	22/10/2006
GREENPOST TRADING EUROPE LTD	12/06/2023
HELLENIC AMERICAN SECURITIES S.A.	01/09/2014
MERIT SECURITIES S.A	06/11/2017
NATIONAL SECURITIES SINGLE MEMBER SA	02/01/1900
PIRAEUS SECURITIES S. A.	28/09/2009
PREMA (CR)	Main Market
BETA SECURITIES S.A.	01/06/2021
LEON DEPOLAS SECURITIES S.A.	05/12/2022
PANTELAKIS SECURITIES S.A.	23/12/2021
PROFILE SA (CR)	Main Market
OPTIMA BANK S.A.	03/04/2023
PANTELAKIS SECURITIES S.A.	01/07/2019
QUALITY & RELIABILITY SA (CR)	Main Market
OPTIMA BANK S.A.	03/01/2023
QUEST HOLDINGS (CR)	Main Market
BETA SECURITIES S.A.	26/03/2018
EUROBANK EQUITIES INVESTMENT FIRM SINGLE MEMBER SA	28/01/2019
REVOIL (CR)	Main Market
BETA SECURITIES S.A.	26/06/2023
SIDMA STEEL (CR)	Main Market
OPTIMA BANK S.A.	25/05/2023
SPACE HELLAS SA (CR)	Main Market
MERIT SECURITIES S.A	09/12/2022
TECHNICAL OLYMPIC SA (CR)	Main Market
OPTIMA BANK S.A.	05/07/2023
TERNA ENERGY (CR)	Main Market
EUROBANK EQUITIES INVESTMENT FIRM SINGLE MEMBER SA	24/05/2021
PIRAEUS SECURITIES S. A.	09/12/2019
THRACE PLASTICS SA (CR)	Main Market
ALPHA FINANCE INVESTMENT SERVICES SINGLE MEMBER SA	26/03/2018
EUROBANK EQUITIES INVESTMENT FIRM SINGLE MEMBER SA	26/03/2018
TITAN CEMENT (CB)	Main Market
BETA SECURITIES S.A.	01/02/2021
EUROBANK EQUITIES INVESTMENT FIRM SINGLE MEMBER SA	06/11/2019
PIRAEUS SECURITIES S. A.	18/01/2021
TRADE ESTATES REIC (CR)	Main Market
EUROBANK EQUITIES INVESTMENT FIRM SINGLE MEMBER SA	08/11/2023
EUROBANK EQUITIES INVESTMENT FIRM SINGLE MEMBER SA	10/11/2023
PANTELAKIS SECURITIES S.A.	08/11/2023
PANTELAKIS SECURITIES S.A.	10/11/2023
TZIRAKIAN PROFIL (CR)	Main Market
LEON DEPOLAS SECURITIES S.A.	19/07/2021
VIOHALCO SA/NV (CB)	Main Market
ALPHA FINANCE INVESTMENT SERVICES SINGLE MEMBER SA	11/03/2008
EUROBANK EQUITIES INVESTMENT FIRM SINGLE MEMBER SA	04/03/2014
MERIT SECURITIES S.A	17/03/2014

Underlying Asset				Derivatives Market													
Price max	Price min	Closing price	change	Delivery Month	Open price	Price max	Price min	Last price	Closing price	Last Bid	Last Ask	Fixing price*	Life high	Life low	Trades	Volume	Open Interest
FTSE/Athex Large Cap (Trade Unit: 1 Index Point x 2€, Cash Settlement)																	
3,386.60	3,347.66	3,368.57	0.09%	March 2024	3,378.00	3,387.75	3,350.00	3,375.75	3,375.75	---	---	---	3,508.00	---	231	2,787	3,517
				April 2024	3,378.25	3,398.25	3,354.00	3,379.50	3,379.50	---	---	---	3,502.50	---	259	2,894	1,524
				May 2024	3,375.25	3,375.25	3,375.25	3,375.25	3,375.25	---	---	---	3,454.00	---	1	20	20
				June 2024	---	---	---	---	3,384.75	---	---	---	---	---	---	---	---
				September 2024	---	---	---	---	3,401.75	---	---	---	---	---	---	---	---
				December 2024	---	---	---	---	3,418.75	---	---	---	---	---	---	---	---
FTSE/Athex Banks (Trade Unit: 1 Index Point x 15€, Cash Settlement)																	
1,204.82	1,178.79	1,193.62	-0.75%	March 2024	1,210.75	1,210.75	1,183.00	1,193.75	1,193.75	---	---	---	1,271.25	---	11	339	1,198
				June 2024	1,205.25	1,228.75	1,200.00	1,200.50	1,200.50	---	---	---	1,290.00	---	11	365	545
				September 2024	---	---	---	---	1,215.50	---	---	---	---	---	---	---	---
				December 2024	---	---	---	---	1,221.75	---	---	---	---	---	---	---	---
MSCI GREECE REBASED (Trade Unit: 1 Index Point x 2€, Cash Settlement)																	
5,413.46	5,332.62	5,371.56	-0.26%	March 2024	5,362.00	5,362.00	5,362.00	5,362.00	5,362.00	---	---	---	5,535.25	---	2	53	122
				April 2024	5,361.00	5,361.00	5,360.00	5,360.00	5,360.00	---	---	---	5,519.25	---	2	53	50
				May 2024	---	---	---	---	5,361.00	---	---	---	5,547.00	---	---	---	10
				June 2024	---	---	---	---	5,352.00	---	---	---	5,463.25	---	---	---	10
				July 2024	---	---	---	---	5,424.75	---	---	---	---	---	---	---	---
				August 2024	---	---	---	---	5,433.00	---	---	---	---	---	---	---	---
				September 2024	---	---	---	---	5,443.50	---	---	---	---	---	---	---	---
				December 2024	---	---	---	---	5,470.75	---	---	---	---	---	---	---	---

Derivatives notes

Fixing prices and final open positions can be retrieved from the following path <http://www.helex.gr/el/web/guest/statistics-end-of-day-derivatives>

Underlying Asset				Derivatives Market													
Price max	Price min	Closing price	change	Delivery Month	Open price	Price max	Price min	Last price	Closing price	Last Bid	Last Ask	Fixing price*	Life high	Life low	Trades	Volume	Open Interest
ADMIE (IPTO) HOLDING S.A. (CR)				(Contract Size: 100 Securities, Physical Delivery)													
2.26	2.215	2.24	0.00%	March 2024	2.25	2.26	2.21	2.23	2.23	---	---	---	2.43	---	111	11,627	21,669
				June 2024	2.28	2.29	2.25	2.28	2.28	---	---	---	2.44	---	76	10,834	7,867
				September 2024	---	---	---	---	2.26	---	---	---	---	---	---	---	---
				December 2024	---	---	---	---	2.28	---	---	---	---	---	---	---	---
AEGEAN AIRLINES (CR)				(Contract Size: 100 Securities, Physical Delivery)													
12.68	12.2	12.66	2.59%	March 2024	12.39	12.66	12.24	12.65	12.65	---	---	---	12.86	---	175	498	5,905
				June 2024	12.10	12.58	12.01	12.58	12.58	---	---	---	12.77	---	32	203	285
				September 2024	---	---	---	---	12.47	---	---	---	---	---	---	---	---
				December 2024	---	---	---	---	12.53	---	---	---	---	---	---	---	---
ALPHA SERVICES HOLD (CR)				(Contract Size: 100 Securities, Physical Delivery)													
1.69	1.654	1.6665	-0.71%	March 2024	1.68	1.68	1.65	1.66	1.66	---	---	---	1.80	---	255	59,494	140,477
				June 2024	1.70	1.72	1.68	1.69	1.69	---	---	---	1.82	---	512	59,532	52,590
				September 2024	---	---	---	---	1.70	---	---	---	---	---	---	---	---
				December 2024	---	---	---	---	1.70	---	---	---	---	---	---	---	---
ATHENS INTL AIRPORT (CR)				(Contract Size: 100 Securities, Physical Delivery)													
8.682	8.562	8.65	0.36%	March 2024	8.63	8.63	8.63	8.63	8.63	---	---	---	8.63	---	1	1	---
				June 2024	8.45	8.48	8.45	8.48	8.48	---	---	---	8.53	8.45	10	100	110
				September 2024	---	---	---	---	8.71	---	---	---	---	---	---	---	---
				December 2024	---	---	---	---	8.75	---	---	---	---	---	---	---	---
AUTOHELLAS SA (CR)				(Contract Size: 100 Securities, Physical Delivery)													
13.6	13.02	13.28	2.00%	March 2024	13.08	13.08	13.02	13.02	13.02	---	---	---	14.10	---	7	34	194
				June 2024	12.80	12.80	12.80	12.80	12.80	---	---	---	13.67	---	1	1	111
				September 2024	---	---	---	---	13.16	---	---	---	---	---	---	---	---
				December 2024	---	---	---	---	13.23	---	---	---	---	---	---	---	---
AVAX S.A. (CR)				(Contract Size: 100 Securities, Physical Delivery)													
1.64	1.58	1.6	-1.24%	March 2024	1.62	1.62	1.59	1.61	1.61	---	---	---	1.96	---	54	248	867
				June 2024	1.62	1.64	1.62	1.62	1.62	---	---	---	1.72	---	3	21	459
				September 2024	---	---	---	---	1.64	---	---	---	---	---	---	---	---
				December 2024	---	---	---	---	1.65	---	---	---	---	---	---	---	---
CC HBC AG (CR)				(Contract Size: 100 Securities, Physical Delivery)													
28.88	28.5	28.8	2.16%	March 2024	28.58	28.80	28.49	28.62	28.62	---	---	---	29.23	---	8	28	119
				June 2024	---	---	---	---	28.36	---	---	---	29.10	---	---	---	54
				September 2024	---	---	---	---	28.49	---	---	---	---	---	---	---	---
				December 2024	---	---	---	---	28.63	---	---	---	---	---	---	---	---

Derivatives notes

Fixing prices and final open positions can be retrieved from the following path <http://www.helex.gr/el/web/guest/statistics-end-of-day-derivatives>

Underlying Asset				Derivatives Market													
Price max	Price min	Closing price	change	Delivery Month	Open price	Price max	Price min	Last price	Closing price	Last Bid	Last Ask	Fixing price*	Life high	Life low	Trades	Volume	Open Interest
CENERGY HOLDINGS (CB)				(Contract Size: 100 Securities, Physical Delivery)													
7.2	6.86	7.15	2.00%	March 2024	6.99	7.15	6.88	7.10	7.10	---	---	---	7.60	---	49	1,191	4,910
				June 2024	7.08	7.26	6.90	7.11	7.11	---	---	---	7.61	---	53	1,164	491
				September 2024	---	---	---	---	7.09	---	---	---	---	---	---	---	---
				December 2024	---	---	---	---	7.12	---	---	---	---	---	---	---	---
ELLAKTOR (CR)				(Contract Size: 100 Securities, Physical Delivery)													
2.555	2.5	2.51	0.40%	March 2024	2.50	2.54	2.50	2.54	2.54	---	---	---	2.84	---	29	497	3,866
				June 2024	2.55	2.58	2.55	2.55	2.55	---	---	---	2.70	---	21	475	328
				September 2024	---	---	---	---	2.53	---	---	---	---	---	---	---	---
				December 2024	---	---	---	---	2.54	---	---	---	---	---	---	---	---
ELVALHALCOR (CR)				(Contract Size: 100 Securities, Physical Delivery)													
1.986	1.922	1.93	-0.92%	March 2024	1.95	1.98	1.90	1.93	1.93	---	---	---	2.44	---	56	635	3,188
				June 2024	1.99	2.02	1.96	1.96	1.96	---	---	---	2.28	---	61	542	1,291
				September 2024	---	---	---	---	1.97	---	---	---	---	---	---	---	---
				December 2024	---	---	---	---	1.98	---	---	---	---	---	---	---	---
EUROBANK HOLDINGS (CR)				(Contract Size: 100 Securities, Physical Delivery)													
1.843	1.774	1.774	-3.74%	March 2024	1.82	1.82	1.78	1.78	1.78	---	---	---	1.95	---	109	8,482	26,010
				June 2024	1.84	1.84	1.80	1.80	1.80	---	---	---	2.00	---	218	12,330	5,717
				September 2024	---	---	---	---	1.86	---	---	---	---	---	---	---	---
				December 2024	---	---	---	---	1.87	---	---	---	---	---	---	---	---
EYDAP S.A. (CR)				(Contract Size: 100 Securities, Physical Delivery)													
5.57	5.5	5.54	0.73%	March 2024	5.53	5.54	5.50	5.54	5.54	---	---	---	6.35	---	31	181	1,617
				June 2024	5.63	5.63	5.55	5.57	5.57	---	---	---	5.75	---	20	165	3,444
				September 2024	---	---	---	---	5.56	---	---	---	---	---	---	---	---
				December 2024	---	---	---	---	5.59	---	---	---	---	---	---	---	---
FOURLIS (CR)				(Contract Size: 100 Securities, Physical Delivery)													
4.26	4.13	4.26	1.43%	March 2024	4.18	4.25	4.13	4.25	4.25	---	---	---	4.46	---	20	304	1,154
				June 2024	4.25	4.27	4.22	4.22	4.22	---	---	---	4.37	---	15	291	277
				September 2024	---	---	---	---	4.25	---	---	---	---	---	---	---	---
				December 2024	---	---	---	---	4.27	---	---	---	---	---	---	---	---
GEK TERNA (CR)				(Contract Size: 100 Securities, Physical Delivery)													
15.42	14.94	15.22	0.26%	March 2024	15.23	15.40	14.94	15.25	15.25	---	---	---	15.74	---	148	3,295	8,028
				June 2024	15.40	15.64	15.20	15.48	15.48	---	---	---	15.86	---	200	3,532	6,036
				September 2024	---	---	---	---	15.34	---	---	---	---	---	---	---	---
				December 2024	---	---	---	---	15.42	---	---	---	---	---	---	---	---

Derivatives notes

Fixing prices and final open positions can be retrieved from the following path <http://www.helex.gr/el/web/guest/statistics-end-of-day-derivatives>

Underlying Asset				Derivatives Market													
Price max	Price min	Closing price	change	Delivery Month	Open price	Price max	Price min	Last price	Closing price	Last Bid	Last Ask	Fixing price*	Life high	Life low	Trades	Volume	Open Interest
HELLENIC EXCHANGES-A.S.E. (CR)				(Contract Size: 100 Securities, Physical Delivery)													
5.4	5.26	5.29	-0.94%	March 2024	5.39	5.40	5.29	5.29	5.29	---	---	---	5.94	---	138	2,901	8,085
				June 2024	5.39	5.43	5.35	5.38	5.38	---	---	---	5.71	---	55	2,394	1,666
				September 2024	---	---	---	---	5.40	---	---	---	---	---	---	---	---
				December 2024	---	---	---	---	5.42	---	---	---	---	---	---	---	---
HELLENiQ ENERGY (CR)				(Contract Size: 100 Securities, Physical Delivery)													
8.16	7.99	8.05	0.75%	March 2024	8.03	8.14	8.00	8.07	8.07	---	---	---	8.37	---	73	1,254	3,580
				June 2024	8.13	8.28	8.12	8.19	8.19	---	---	---	8.46	---	26	861	1,802
				September 2024	---	---	---	---	8.08	---	---	---	---	---	---	---	---
				December 2024	---	---	---	---	8.12	---	---	---	---	---	---	---	---
INTRACOM HOLDINGS (CR)				(Contract Size: 100 Securities, Physical Delivery)													
3.76	3.68	3.695	0.41%	March 2024	3.70	3.74	3.68	3.68	3.68	---	---	---	4.36	---	79	1,676	7,068
				June 2024	3.79	3.82	3.73	3.75	3.75	---	---	---	4.30	---	90	1,503	1,312
				September 2024	---	---	---	---	3.72	---	---	---	---	---	---	---	---
				December 2024	---	---	---	---	3.74	---	---	---	---	---	---	---	---
INTRAKAT (CR)				(Contract Size: 100 Securities, Physical Delivery)													
5.48	5.35	5.48	-0.36%	March 2024	5.45	5.45	5.34	5.38	5.38	---	---	---	5.65	---	90	781	2,438
				June 2024	5.39	5.44	5.37	5.40	5.40	---	---	---	5.66	---	45	446	1,083
				September 2024	---	---	---	---	5.56	---	---	---	---	---	---	---	---
				December 2024	---	---	---	---	5.59	---	---	---	---	---	---	---	---
JUMBO SA (CR)				(Contract Size: 100 Securities, Physical Delivery)													
26.42	25.9	26.16	0.31%	March 2024	26.28	26.28	25.99	25.99	25.99	---	---	---	28.00	---	8	81	500
				June 2024	25.81	25.81	25.79	25.79	25.79	---	---	---	27.03	---	3	71	98
				September 2024	---	---	---	---	26.36	---	---	---	---	---	---	---	---
				December 2024	---	---	---	---	26.49	---	---	---	---	---	---	---	---
LAMDA DEVELOPMENT SA (CR)				(Contract Size: 100 Securities, Physical Delivery)													
6.9	6.71	6.875	1.55%	March 2024	6.80	6.88	6.75	6.87	6.87	---	---	---	7.37	---	147	1,309	6,350
				June 2024	6.93	6.98	6.87	6.94	6.94	---	---	---	7.00	---	34	650	670
				September 2024	---	---	---	---	6.84	---	---	---	---	---	---	---	---
				December 2024	---	---	---	---	6.88	---	---	---	---	---	---	---	---
MIG (CR)				(Contract Size: 100 Securities, Physical Delivery)													
4.21	4.06	4.135	0.24%	March 2024	4.12	4.12	4.12	4.12	4.12	---	---	---	5.30	---	1	7	109
				June 2024	4.17	4.21	4.17	4.21	4.21	---	---	---	4.25	---	2	12	6
				September 2024	---	---	---	---	4.17	---	---	---	---	---	---	---	---
				December 2024	---	---	---	---	4.19	---	---	---	---	---	---	---	---

Derivatives notes

Fixing prices and final open positions can be retrieved from the following path <http://www.helex.gr/el/web/guest/statistics-end-of-day-derivatives>

Underlying Asset				Derivatives Market													
Price max	Price min	Closing price	change	Delivery Month	Open price	Price max	Price min	Last price	Closing price	Last Bid	Last Ask	Fixing price*	Life high	Life low	Trades	Volume	Open Interest
MOTOR OIL (CR)				(Contract Size: 100 Securities, Physical Delivery)													
26.96	26.4	26.62	0.83%	March 2024	26.50	26.84	26.50	26.53	26.53	---	---	---	28.09	---	12	192	464
				June 2024	27.19	27.19	26.88	26.91	26.91	---	---	---	27.99	---	8	168	59
				September 2024	---	---	---	---	26.68	---	---	---	---	---	---	---	---
				December 2024	---	---	---	---	26.82	---	---	---	---	---	---	---	---
MYTILINEOS (CR)				(Contract Size: 100 Securities, Physical Delivery)													
35.88	35.32	35.44	0.34%	March 2024	35.70	35.75	35.28	35.42	35.42	---	---	---	39.80	---	130	1,438	3,370
				June 2024	36.00	36.10	35.75	35.95	35.95	---	---	---	37.32	---	105	1,245	1,488
				September 2024	---	---	---	---	35.70	---	---	---	---	---	---	---	---
				December 2024	---	---	---	---	35.88	---	---	---	---	---	---	---	---
NATIONAL BANK (CR)				(Contract Size: 100 Securities, Physical Delivery)													
7.02	6.82	7	1.39%	March 2024	6.96	7.05	6.84	7.00	7.00	---	---	---	7.35	---	135	9,221	12,303
				June 2024	7.05	7.10	6.90	7.06	7.06	---	---	---	7.37	---	179	8,710	1,726
				September 2024	---	---	---	---	6.98	---	---	---	---	---	---	---	---
				December 2024	---	---	---	---	7.01	---	---	---	---	---	---	---	---
OPAP (CR)				(Contract Size: 100 Securities, Physical Delivery)													
17.07	16.7	16.7	-0.42%	March 2024	17.03	17.03	16.75	16.75	16.75	---	---	---	17.33	---	17	75	1,264
				June 2024	16.69	16.69	16.54	16.54	16.54	---	---	---	16.99	---	5	27	123
				September 2024	---	---	---	---	16.95	---	---	---	---	---	---	---	---
				December 2024	---	---	---	---	17.03	---	---	---	---	---	---	---	---
OPTIMA BANK (CR)				(Contract Size: 100 Securities, Physical Delivery)													
7.84	7.74	7.84	0.90%	March 2024	7.73	7.75	7.73	7.75	7.75	---	---	---	7.84	---	2	15	121
				June 2024	---	---	---	---	7.81	---	---	---	7.81	---	---	---	15
				September 2024	---	---	---	---	7.85	---	---	---	---	---	---	---	---
				December 2024	---	---	---	---	7.89	---	---	---	---	---	---	---	---
OTE (CR)				(Contract Size: 100 Securities, Physical Delivery)													
13.58	13.35	13.44	1.05%	March 2024	13.40	13.55	13.37	13.44	13.44	---	---	---	14.22	---	152	1,551	7,210
				June 2024	13.40	13.75	13.40	13.70	13.70	---	---	---	14.07	---	68	1,097	2,256
				September 2024	---	---	---	---	13.44	---	---	---	---	---	---	---	---
				December 2024	---	---	---	---	13.51	---	---	---	---	---	---	---	---
P.P.A. S.A. (CR)				(Contract Size: 100 Securities, Physical Delivery)													
25.85	25.55	25.75	0.19%	March 2024	26.62	26.62	26.62	26.62	26.62	---	---	---	26.83	---	2	52	92
				June 2024	26.97	26.97	26.97	26.97	26.97	---	---	---	27.18	---	2	52	16
				September 2024	---	---	---	---	25.98	---	---	---	---	---	---	---	---
				December 2024	---	---	---	---	26.11	---	---	---	---	---	---	---	---

Derivatives notes

Fixing prices and final open positions can be retrieved from the following path <http://www.helex.gr/el/web/guest/statistics-end-of-day-derivatives>

Underlying Asset				Derivatives Market													
Price max	Price min	Closing price	change	Delivery Month	Open price	Price max	Price min	Last price	Closing price	Last Bid	Last Ask	Fixing price*	Life high	Life low	Trades	Volume	Open Interest
PIRAEUS FINANCIAL HOLD (CR)																	
(Contract Size: 100 Securities, Physical Delivery)																	
4	3.856	3.99	-0.15%	March 2024	3.91	4.00	3.86	3.98	3.98	---	---	---	4.22	---	380	29,394	64,987
				June 2024	3.98	4.06	3.91	4.04	4.04	---	---	---	4.26	---	330	26,009	24,254
				September 2024	---	---	---	---	4.04	---	---	---	---	---	---	---	---
				December 2024	---	---	---	---	4.06	---	---	---	---	---	---	---	---
PPC (CR)																	
(Contract Size: 100 Securities, Physical Delivery)																	
11.43	11.18	11.29	-0.09%	March 2024	11.32	11.43	11.20	11.28	11.28	---	---	---	12.76	---	216	11,989	20,421
				June 2024	11.47	11.59	11.36	11.46	11.46	---	---	---	12.75	---	185	11,609	10,162
				September 2024	---	---	---	---	11.42	---	---	---	---	---	---	---	---
				December 2024	---	---	---	---	11.48	---	---	---	---	---	---	---	---
QUEST HOLDINGS (CR)																	
(Contract Size: 100 Securities, Physical Delivery)																	
6	5.82	5.91	0.34%	March 2024	5.89	5.95	5.85	5.85	5.85	---	---	---	6.20	---	12	48	185
				June 2024	5.96	6.03	5.96	6.03	6.03	---	---	---	6.29	---	8	33	20
				September 2024	---	---	---	---	5.95	---	---	---	---	---	---	---	---
				December 2024	---	---	---	---	5.98	---	---	---	---	---	---	---	---
TERNA ENERGY (CR)																	
(Contract Size: 100 Securities, Physical Delivery)																	
17	16.56	16.8	0.36%	March 2024	16.78	16.97	16.60	16.80	16.80	---	---	---	17.44	---	234	7,612	18,463
				June 2024	16.78	17.22	16.78	17.04	17.04	---	---	---	17.67	---	290	7,807	8,144
				September 2024	---	---	---	---	16.92	---	---	---	---	---	---	---	---
				December 2024	---	---	---	---	17.00	---	---	---	---	---	---	---	---
TITAN CEMENT (CB)																	
(Contract Size: 100 Securities, Physical Delivery)																	
26.05	25.35	25.45	-1.36%	March 2024	25.65	25.78	25.45	25.45	25.45	---	---	---	26.61	---	19	64	177
				June 2024	26.02	26.02	25.73	25.73	25.73	---	---	---	26.96	---	7	44	88
				September 2024	---	---	---	---	26.08	---	---	---	---	---	---	---	---
				December 2024	---	---	---	---	26.21	---	---	---	---	---	---	---	---
VIOHALCO SA/NV (CB)																	
(Contract Size: 100 Securities, Physical Delivery)																	
5.64	5.51	5.52	0.00%	March 2024	5.59	5.62	5.47	5.52	5.52	---	---	---	6.62	---	95	831	4,308
				June 2024	5.60	5.72	5.60	5.60	5.60	---	---	---	6.43	---	101	864	1,123
				September 2024	---	---	---	---	5.58	---	---	---	---	---	---	---	---
				December 2024	---	---	---	---	5.61	---	---	---	---	---	---	---	---

Derivatives notes

Fixing prices and final open positions can be retrieved from the following path <http://www.helex.gr/el/web/guest/statistics-end-of-day-derivatives>

FTSE/Athex Large Cap

(Trade Unit: 1 Index Point x 2€ - Exercise Style: European, Cash Settlement)

Call Options															Put Options																				
March 2024								April 2024							Other Months		March 2024								April 2024							Other Months		Exerise Price	
Open price	Price max	Price min	Last price	Closing price	Volume	Open Interest	Open price	Price max	Price min	Last price	Closing price	Volume	Open Interest	Volume	Open Interest	Open price	Price max	Price min	Last price	Closing price	Volume	Open Interest	Open price	Price max	Price min	Last price	Closing price	Volume	Open Interest	Volume	Open Interest				
2,200	0.00	0.00	0.00	-	1,178.00	-	-	-	-	-	-	-	-	-	-	0.00	0.00	0.00	-	0.01	-	-	-	-	-	-	-	-	-	-	2,200				
2,250	0.00	0.00	0.00	-	1,128.00	-	-	-	-	-	-	-	-	-	-	0.00	0.00	0.00	-	0.01	-	-	-	-	-	-	-	-	-	-	2,250				
2,300	0.00	0.00	0.00	-	1,078.00	-	-	-	-	-	-	-	-	-	-	0.00	0.00	0.00	-	0.01	-	-	-	-	-	-	-	-	-	-	2,300				
2,350	0.00	0.00	0.00	-	1,028.00	-	-	-	-	-	-	-	-	-	-	0.00	0.00	0.00	-	0.01	-	-	-	-	-	-	-	-	-	-	2,350				
2,400	0.00	0.00	0.00	-	978.00	-	-	-	-	-	-	-	-	-	-	0.00	0.00	0.00	-	0.01	-	-	-	-	-	-	-	-	-	-	2,400				
2,450	0.00	0.00	0.00	-	928.00	-	-	-	-	-	-	-	-	-	-	0.00	0.00	0.00	-	0.01	-	-	-	-	-	-	-	-	-	-	2,450				
2,500	0.00	0.00	0.00	-	878.00	-	-	-	-	-	-	-	-	-	-	0.00	0.00	0.00	-	0.01	-	-	-	-	-	-	-	-	-	-	2,500				
2,550	0.00	0.00	0.00	-	828.00	-	-	-	-	-	-	-	-	-	-	0.00	0.00	0.00	-	0.01	-	-	-	-	-	-	-	-	-	-	2,550				
2,600	0.00	0.00	0.00	-	778.00	-	-	-	-	-	-	-	-	-	-	0.00	0.00	0.00	-	0.01	-	-	-	-	-	-	-	-	-	-	2,600				
2,650	0.00	0.00	0.00	-	728.00	-	-	-	-	-	-	-	-	-	-	0.00	0.00	0.00	-	0.01	-	-	-	-	-	-	-	-	-	-	2,650				
2,700	0.00	0.00	0.00	-	678.00	-	-	-	-	-	-	-	-	-	-	0.00	0.00	0.00	-	0.01	-	-	-	-	-	-	-	-	-	-	2,700				
2,750	0.00	0.00	0.00	-	628.00	-	-	-	-	-	-	-	-	-	-	0.00	0.00	0.00	-	0.01	-	-	-	-	-	-	-	-	-	-	2,750				
2,800	0.00	0.00	0.00	-	578.00	-	-	-	-	-	-	-	-	-	-	0.00	0.00	0.00	-	0.01	-	-	-	-	-	-	-	-	-	-	2,800				
2,850	0.00	0.00	0.00	-	528.00	-	-	-	-	-	-	-	-	-	-	0.00	0.00	0.00	-	0.02	-	-	-	-	-	-	-	-	-	-	2,850				
2,900	0.00	0.00	0.00	-	478.00	-	-	-	-	-	-	-	-	-	-	0.00	0.00	0.00	-	0.01	-	-	-	-	-	-	-	-	-	-	2,900				
2,950	0.00	0.00	0.00	-	428.00	-	-	-	-	-	-	-	-	-	-	0.00	0.00	0.00	-	0.01	-	-	-	-	-	-	-	-	-	-	2,950				
3,000	0.00	0.00	0.00	-	378.00	-	-	0.00	0.00	0.00	-	381.00	-	-	-	0.00	0.00	0.00	-	0.01	-	-	0.00	0.00	0.00	-	3.10	-	-	-	3,000				
3,050	0.00	0.00	0.00	-	328.00	-	-	0.00	0.00	0.00	-	333.00	-	-	-	0.00	0.00	0.00	-	0.01	-	-	0.00	0.00	0.00	-	5.70	-	-	-	3,050				
3,100	0.00	0.00	0.00	-	278.00	-	-	0.00	0.00	0.00	-	288.00	-	-	-	0.00	0.00	0.00	-	0.01	-	-	0.00	0.00	0.00	-	9.90	-	-	-	3,100				
3,150	0.00	0.00	0.00	-	228.00	-	-	0.00	0.00	0.00	-	244.00	-	-	-	0.00	0.00	0.00	-	0.01	-	-	0.00	0.00	0.00	-	16.25	-	-	-	3,150				
3,200	0.00	0.00	0.00	-	178.00	-	20	0.00	0.00	0.00	-	203.00	-	-	-	0.00	0.00	0.00	-	0.10	-	20	0.00	0.00	0.00	-	25.50	-	-	-	3,200				
3,250	0.00	0.00	0.00	-	129.00	-	-	158.00	164.00	158.00	164.00	164.00	40	-	-	0.00	0.00	0.00	-	0.85	-	23	39.00	39.00	39.00	39.00	39.00	20	-	-	3,250				
3,300	0.00	0.00	0.00	-	83.00	-	60	124.00	124.00	123.00	123.00	123.00	40	-	-	0.00	0.00	0.00	-	4.50	-	102	54.50	54.50	54.50	54.50	54.50	20	15	-	3,300				
3,350	0.00	0.00	0.00	-	44.25	-	41	105.00	105.00	105.00	105.00	105.00	1	2	-	16.25	0.00	16.25	16.25	16.25	20	212	0.00	0.00	0.00	-	75.50	-	60	-	3,350				
3,400	10.00	17.00	10.00	12.00	12.00	8	42	0.00	0.00	0.00	-	79.00	-	-	-	0.00	17.00	0.00	-	40.25	-	93	0.00	0.00	0.00	-	101.00	-	41	-	3,400				
3,450	0.00	0.00	0.00	-	5.80	-	102	56.00	56.00	52.00	52.00	52.00	2	40	-	0.00	0.00	0.00	-	77.50	-	75	0.00	0.00	0.00	-	131.00	-	42	-	3,450				
3,500	0.00	0.00	0.00	-	1.30	-	73	28.00	28.00	28.00	28.00	28.00	1	23	-	0.00	0.00	0.00	-	123.00	-	21	0.00	0.00	0.00	-	164.00	-	41	-	3,500				
3,550	0.00	0.00	0.00	-	0.21	-	45	0.00	0.00	0.00	-	30.25	-	22	-	0.00	0.00	0.00	-	172.00	-	10	0.00	0.00	0.00	-	202.00	-	40	-	3,550				
3,600	0.00	0.00	0.00	-	0.02	-	-	0.00	0.00	0.00	-	20.75	-	20	-	0.00	0.00	0.00	-	222.00	-	-	0.00	0.00	0.00	-	242.00	-	-	-	3,600				
3,650	0.00	0.00	0.00	-	1.00	-	-	0.00	0.00	0.00	-	14.00	-	-	-	0.00	0.00	0.00	-	272.00	-	-	0.00	0.00	0.00	-	285.00	-	-	-	3,650				
3,700	0.00	0.00	0.00	-	0.25	-	-	0.00	0.00	0.00	-	9.20	-	-	-	0.00	0.00	0.00	-	322.00	-	-	0.00	0.00	0.00	-	330.00	-	-	-	3,700				
3,750	0.00	0.00	0.00	-	0.05	-	-	0.00	0.00	0.00	-	5.90	-	-	-	0.00	0.00	0.00	-	372.00	-	-	0.00	0.00	0.00	-	377.00	-	-	-	3,750				
Totals:						8	383							84	107	0	0							20	556							40	239	0	0
Number of Trades:						3							8	0							1							2	0						

ALPHA SERVICES HOLD (CR)

(Contract Size: 100 Securities, Exercise Style: American, Physical Delivery)

Call Options														Put Options																			
March 2024							April 2024							Other Months		March 2024							April 2024							Other Months		Exercise Price	
Exercise Price	Open price	Price max	Price min	Last price	Closing price	Volume	Open Interest	Open price	Price max	Price min	Last price	Closing price	Volume	Open Interest	Volume	Open Interest	Open price	Price max	Price min	Last price	Closing price	Volume	Open Interest	Open price	Price max	Price min	Last price	Closing price	Volume	Open Interest	Volume		Open Interest
0.800	0.000	0.000	0.000	0.880	-	-	-	-	-	-	-	-	-	-	-	-	0.000	0.000	0.000	0.001	-	-	-	-	-	-	-	-	-	-	-	-	0.008
0.850	0.000	0.000	0.000	0.830	-	-	-	-	-	-	-	-	-	-	-	-	0.000	0.000	0.000	0.001	-	-	-	-	-	-	-	-	-	-	-	-	0.009
0.900	0.000	0.000	0.000	0.780	-	-	-	-	-	-	-	-	-	-	-	-	0.000	0.000	0.000	0.002	-	-	-	-	-	-	-	-	-	-	-	-	0.009
0.950	0.000	0.000	0.000	0.730	-	-	-	-	-	-	-	-	-	-	-	-	0.000	0.000	0.000	0.003	-	-	-	-	-	-	-	-	-	-	-	-	0.010
1.000	0.000	0.000	0.000	0.680	-	-	-	-	-	-	-	-	-	-	-	-	0.000	0.000	0.000	0.001	-	-	-	-	-	-	-	-	-	-	-	-	0.010
1.100	0.000	0.000	0.000	0.580	-	-	0.000	0.000	0.000	0.000	0.582	-	-	-	-	-	0.000	0.000	0.000	0.001	-	-	-	0.000	0.000	0.000	0.001	-	-	-	-	-	0.011
1.200	0.000	0.000	0.000	0.480	-	-	0.000	0.000	0.000	0.000	0.483	-	-	-	-	-	0.000	0.000	0.000	0.002	-	-	-	0.000	0.000	0.000	0.001	-	-	-	-	-	0.012
1.300	0.000	0.000	0.000	0.380	-	-	0.000	0.000	0.000	0.000	0.383	-	-	-	-	-	0.000	0.000	0.000	0.001	-	-	-	0.000	0.000	0.000	0.001	-	-	-	-	-	0.013
1.400	0.000	0.000	0.000	0.280	-	-	0.000	0.000	0.000	0.000	0.285	-	-	-	-	-	0.000	0.000	0.000	0.001	-	-	-	0.000	0.000	0.000	0.002	-	-	-	-	-	0.014
1.500	0.000	0.000	0.000	0.182	-	-	0.000	0.000	0.000	0.000	0.194	-	-	-	-	-	0.000	0.000	0.000	0.002	-	-	-	0.000	0.000	0.000	0.011	-	-	-	-	-	0.015
1.600	0.000	0.000	0.000	0.094	-	-	0.000	0.000	0.000	0.000	0.117	-	-	-	-	-	0.000	0.000	0.000	0.014	-	-	-	0.000	0.000	0.000	0.034	-	-	-	-	-	0.016
1.700	0.000	0.000	0.000	0.035	-	1,000	0.000	0.000	0.000	0.000	0.062	-	-	-	-	-	0.000	0.000	0.000	0.054	-	-	-	0.000	0.000	0.000	0.078	-	-	-	-	-	0.017
1.800	0.000	0.000	0.000	0.008	-	-	0.000	0.000	0.000	0.000	0.028	-	-	-	-	-	0.000	0.000	0.000	0.128	-	-	-	0.000	0.000	0.000	0.145	-	-	-	-	-	0.018
1.900	0.000	0.000	0.000	0.001	-	-	0.000	0.000	0.000	0.000	0.011	-	-	-	-	-	0.000	0.000	0.000	0.221	-	-	-	0.000	0.000	0.000	0.228	-	-	-	-	-	0.019
2.000	0.000	0.000	0.000	0.002	-	-	0.000	0.000	0.000	0.000	0.003	-	-	-	-	-	0.000	0.000	0.000	0.320	-	-	-	0.000	0.000	0.000	0.321	-	-	-	-	-	0.020
2.200	0.000	0.000	0.000	0.001	-	-	0.000	0.000	0.000	0.000	0.001	-	-	-	-	-	0.000	0.000	0.000	0.520	-	-	-	0.000	0.000	0.000	0.520	-	-	-	-	-	0.022
2.400	0.000	0.000	0.000	0.001	-	-	0.000	0.000	0.000	0.000	0.001	-	-	-	-	-	0.000	0.000	0.000	0.720	-	-	-	0.000	0.000	0.000	0.720	-	-	-	-	-	0.024
2.600	0.000	0.000	0.000	0.001	-	-	0.000	0.000	0.000	0.000	0.001	-	-	-	-	-	0.000	0.000	0.000	0.920	-	-	-	0.000	0.000	0.000	0.920	-	-	-	-	-	0.026
Totals:						0	1,000					0	0	0	0		0	0					0	0					0	0	0	0	
Number of Trades:						0						0		0			0.00							0						0		0	

NATIONAL BANK (CR)

(Contract Size: 100 Securities, Exercise Style: American, Physical Delivery)

Call Options														Put Options																					
March 2024							April 2024							Other Months		March 2024							April 2024							Other Months		Exercise Price			
Open price	Price max	Price min	Last price	Closing price	Volume	Open Interest	Open price	Price max	Price min	Last price	Closing price	Volume	Open Interest	Volume	Open Interest	Open price	Price max	Price min	Last price	Closing price	Volume	Open Interest	Open price	Price max	Price min	Last price	Closing price	Volume	Open Interest	Volume	Open Interest				
3.200	0.000	0.000	0.000	3.70	-	-										0.000	0.000	0.000	0.001	-	-											0.032			
3.400	0.000	0.000	0.000	3.50	-	-										0.000	0.000	0.000	0.001	-	-											0.034			
3.600	0.000	0.000	0.000	3.30	-	-										0.000	0.000	0.000	0.001	-	-											0.036			
3.800	0.000	0.000	0.000	3.10	-	-										0.000	0.000	0.000	0.002	-	-											0.038			
4.000	0.000	0.000	0.000	2.90	-	-										0.000	0.000	0.000	0.001	-	-											0.040			
4.400	0.000	0.000	0.000	2.50	-	-										0.000	0.000	0.000	0.001	-	-											0.044			
4.800	0.000	0.000	0.000	2.10	-	-	0.000	0.000	0.000		2.11	-	-			0.000	0.000	0.000	0.001	-	-	0.000	0.000	0.000	0.001	-	-					0.048			
5.200	0.000	0.000	0.000	1.70	-	-	0.000	0.000	0.000		1.71	-	-			0.000	0.000	0.000	0.001	-	-	0.000	0.000	0.000	0.001	-	-					0.052			
5.600	0.000	0.000	0.000	1.30	-	-	0.000	0.000	0.000		1.32	-	-			0.000	0.000	0.000	0.001	-	-	0.000	0.000	0.000	0.007	-	-					0.056			
6.000	0.000	0.000	0.000	0.901	-	-	0.000	0.000	0.000		0.947	-	-			0.000	0.000	0.000	0.001	-	-	0.000	0.000	0.000	0.034	-	-					0.060			
6.400	0.000	0.000	0.000	0.502	-	-	0.000	0.000	0.000		0.619	-	-			0.000	0.000	0.000	0.001	-	240	0.000	0.000	0.000	0.106	-	-					0.064			
6.800	0.000	0.000	0.000	0.153	-	2	0.000	0.000	0.000		0.364	-	-			0.000	0.000	0.000	0.052	-	-	0.000	0.000	0.000	0.250	-	-					0.068			
7.200	0.000	0.000	0.000	0.013	-	35	0.000	0.000	0.000		0.190	-	-			0.000	0.000	0.000	0.311	-	-	0.000	0.000	0.000	0.476	-	-					0.072			
7.600	0.000	0.000	0.000	0.005	-	-	0.000	0.000	0.000		0.086	-	-			0.000	0.000	0.000	0.700	-	-	0.000	0.000	0.000	0.774	-	-					0.076			
8.000	0.000	0.000	0.000	0.006	-	-	0.000	0.000	0.000		0.036	-	-			0.000	0.000	0.000	1.10	-	-	0.000	0.000	0.000	1.12	-	-					0.080			
8.400	0.000	0.000	0.000	0.001	-	-	0.000	0.000	0.000		0.013	-	-			0.000	0.000	0.000	1.50	-	-	0.000	0.000	0.000	1.50	-	-					0.084			
8.800	0.000	0.000	0.000	0.001	-	-	0.000	0.000	0.000		0.004	-	-			0.000	0.000	0.000	1.90	-	-	0.000	0.000	0.000	1.90	-	-					0.088			
9.200	0.000	0.000	0.000	0.001	-	-	0.000	0.000	0.000		0.001	-	-			0.000	0.000	0.000	2.30	-	-	0.000	0.000	0.000	2.30	-	-					0.092			
Totals:					0	37						0	0	0								0	240									0	0	0	0
Number of Trades:					0							0	0	0								0.00									0	0			

OPAP (CR)

(Contract Size: 100 Securities, Exercise Style: American, Physical Delivery)

Call Options														Put Options																					
Exercise Price	March 2024						April 2024						Other Months		March 2024						April 2024						Other Months		Exercise Price						
	Open price	Price max	Price min	Last price	Closing price	Volume	Open Interest	Open price	Price max	Price min	Last price	Closing price	Volume	Open Interest	Volume	Open Interest	Open price	Price max	Price min	Last price	Closing price	Volume	Open Interest	Open price	Price max	Price min	Last price	Closing price		Volume	Open Interest	Volume	Open Interest		
9.600	0.000	0.000	0.000		7.17	-	-										0.000	0.000	0.000		0.001	-	-									0.096			
10.000	0.000	0.000	0.000		6.77	-	-										0.000	0.000	0.000		0.001	-	-									0.100			
11.000	0.000	0.000	0.000		5.77	-	-	0.000	0.000	0.000		5.79	-	-			0.000	0.000	0.000		0.001	-	-	0.000	0.000	0.000		0.001	-	-		0.110			
12.000	0.000	0.000	0.000		4.77	-	-	0.000	0.000	0.000		4.80	-	-			0.000	0.000	0.000		0.001	-	-	0.000	0.000	0.000		0.001	-	-		0.120			
13.000	0.000	0.000	0.000		3.77	-	-	0.000	0.000	0.000		3.80	-	-			0.000	0.000	0.000		0.001	-	-	0.000	0.000	0.000		0.001	-	-		0.130			
14.000	0.000	0.000	0.000		2.77	-	-	0.000	0.000	0.000		2.80	-	-			0.000	0.000	0.000		0.001	-	-	0.000	0.000	0.000		0.003	-	-		0.140			
15.000	0.000	0.000	0.000		1.77	-	-	0.000	0.000	0.000		1.84	-	-			0.000	0.000	0.000		0.001	-	-	0.000	0.000	0.000		0.034	-	-		0.150			
16.000	0.000	0.000	0.000		0.776	-	-	0.000	0.000	0.000		0.997	-	-			0.000	0.000	0.000		0.003	-	32	0.000	0.000	0.000		0.193	-	-		0.160			
17.000	0.000	0.000	0.000		0.069	-	-	0.000	0.000	0.000		0.419	-	-			0.000	0.000	0.000		0.295	-	-	0.000	0.000	0.000		0.616	-	-		0.170			
18.000	0.000	0.000	0.000		0.009	-	-	0.000	0.000	0.000		0.130	-	-			0.000	0.000	0.000		1.23	-	-	0.000	0.000	0.000		1.33	-	-		0.180			
19.000	0.000	0.000	0.000		0.002	-	-	0.000	0.000	0.000		0.029	-	-			0.000	0.000	0.000		2.23	-	-	0.000	0.000	0.000		2.24	-	-		0.190			
20.000	0.000	0.000	0.000		0.001	-	-	0.000	0.000	0.000		0.005	-	-			0.000	0.000	0.000		3.23	-	-	0.000	0.000	0.000		3.23	-	-		0.200			
22.000	0.000	0.000	0.000		0.001	-	-	0.000	0.000	0.000		0.001	-	-			0.000	0.000	0.000		5.23	-	-	0.000	0.000	0.000		5.23	-	-		0.220			
24.000	0.000	0.000	0.000		0.001	-	-	0.000	0.000	0.000		0.001	-	-			0.000	0.000	0.000		7.23	-	-	0.000	0.000	0.000		7.23	-	-		0.240			
Totals:						0	0					0	0	0								0	32							0	20			0	0
Number of Trades:						0						0	0										0.00							0			0		

OTE (CR)

(Contract Size: 100 Securities, Exercise Style: American, Physical Delivery)

Call Options														Put Options																		
March 2024							April 2024							Other Months		March 2024							April 2024							Other Months		Exercise Price
Open price	Price max	Price min	Last price	Closing price	Volume	Open Interest	Open price	Price max	Price min	Last price	Closing price	Volume	Open Interest	Volume	Open Interest	Open price	Price max	Price min	Last price	Closing price	Volume	Open Interest	Open price	Price max	Price min	Last price	Closing price	Volume	Open Interest	Volume	Open Interest	
9.200	0.000	0.000	0.000	4.10	-	-	0.000	0.000	0.000	4.12	-	-				0.000	0.000	0.000	0.001	-	-	0.000	0.000	0.000	0.001	-	-				0.092	
9.600	0.000	0.000	0.000	3.70	-	-	0.000	0.000	0.000	3.72	-	-				0.000	0.000	0.000	0.001	-	-	0.000	0.000	0.000	0.001	-	-				0.096	
10.000	0.000	0.000	0.000	3.30	-	-	0.000	0.000	0.000	3.32	-	-				0.000	0.000	0.000	0.001	-	-	0.000	0.000	0.000	0.001	-	-				0.100	
11.000	0.000	0.000	0.000	2.30	-	-	0.000	0.000	0.000	2.33	-	-				0.000	0.000	0.000	0.001	-	-	0.000	0.000	0.000	0.002	-	-				0.110	
12.000	0.000	0.000	0.000	1.30	-	20	0.000	0.000	0.000	1.37	-	-				0.000	0.000	0.000	0.001	-	5	0.000	0.000	0.000	0.039	-	-				0.120	
13.000	0.000	0.000	0.000	0.344	-	10	0.000	0.000	0.000	0.589	-	-				0.000	0.000	0.000	0.041	-	20	0.000	0.000	0.000	0.262	-	-				0.130	
14.000	0.000	0.000	0.000	0.005	-	7	0.000	0.000	0.000	0.169	-	-				0.000	0.000	0.000	0.703	-	5	0.000	0.000	0.000	0.844	-	-				0.140	
15.000	0.000	0.000	0.000	0.001	-	-	0.000	0.000	0.000	0.030	-	-				0.000	0.000	0.000	1.70	-	10	0.000	0.000	0.000	1.71	-	-				0.150	
16.000	0.000	0.000	0.000	0.001	-	-	0.000	0.000	0.000	0.003	-	-				0.000	0.000	0.000	2.70	-	-	0.000	0.000	0.000	2.70	-	-				0.160	
17.000	0.000	0.000	0.000	0.001	-	-	0.000	0.000	0.000	0.001	-	-				0.000	0.000	0.000	3.70	-	-	0.000	0.000	0.000	3.70	-	-				0.170	
18.000	0.000	0.000	0.000	0.001	-	-	0.000	0.000	0.000	0.001	-	-				0.000	0.000	0.000	4.70	-	-	0.000	0.000	0.000	4.70	-	-				0.180	
19.000	0.000	0.000	0.000	0.001	-	-	0.000	0.000	0.000	0.001	-	-				0.000	0.000	0.000	5.70	-	-	0.000	0.000	0.000	5.70	-	-				0.190	
20.000	0.000	0.000	0.000	0.001	-	-					-	-				0.000	0.000	0.000	6.70	-	-					-	-				0.200	
22.000	0.000	0.000	0.000	0.001	-	-					-	-				0.000	0.000	0.000	8.70	-	-					-	-				0.220	
Totals:					0	37					0	0				0	40					0	70							0	0	
Number of Trades:					0						0					0.00						0								0		

PIRAEUS FINANCIAL HOLD (CR)

(Contract Size: 100 Securities, Exercise Style: American, Physical Delivery)

Call Options														Put Options																				
March 2024							April 2024							Other Months		March 2024							April 2024							Other Months		Exercise Price		
Open price	Price max	Price min	Last price	Closing price	Volume	Open Interest	Open price	Price max	Price min	Last price	Closing price	Volume	Open Interest	Volume	Open Interest	Open price	Price max	Price min	Last price	Closing price	Volume	Open Interest	Open price	Price max	Price min	Last price	Closing price	Volume	Open Interest	Volume	Open Interest			
1.300	0.000	0.000	0.000	2.70	-	-										0.000	0.000	0.000	0.001	-	-											0.013		
1.400	0.000	0.000	0.000	2.60	-	-										0.000	0.000	0.000	0.001	-	-											0.014		
1.500	0.000	0.000	0.000	2.50	-	-										0.000	0.000	0.000	0.001	-	-											0.015		
1.600	0.000	0.000	0.000	2.40	-	-										0.000	0.000	0.000	0.001	-	-											0.016		
1.700	0.000	0.000	0.000	2.30	-	-										0.000	0.000	0.000	0.001	-	-											0.017		
1.800	0.000	0.000	0.000	2.20	-	-										0.000	0.000	0.000	0.001	-	-											0.018		
1.900	0.000	0.000	0.000	2.10	-	-										0.000	0.000	0.000	0.001	-	-											0.019		
2.000	0.000	0.000	0.000	2.00	-	-										0.000	0.000	0.000	0.001	-	-											0.020		
2.200	0.000	0.000	0.000	1.80	-	-										0.000	0.000	0.000	0.001	-	-											0.022		
2.400	0.000	0.000	0.000	1.60	-	-	0.000	0.000	0.000		1.61	-	-			0.000	0.000	0.000	0.002	-	-	0.000	0.000	0.000	0.001	-	-					0.024		
2.600	0.000	0.000	0.000	1.40	-	-	0.000	0.000	0.000		1.41	-	-			0.000	0.000	0.000	0.001	-	-	0.000	0.000	0.000	0.001	-	-					0.026		
2.800	0.000	0.000	0.000	1.20	-	-	0.000	0.000	0.000		1.21	-	-			0.000	0.000	0.000	0.001	-	-	0.000	0.000	0.000	0.001	-	-					0.028		
3.000	0.000	0.000	0.000	1.00	-	-	0.000	0.000	0.000		1.01	-	-			0.000	0.000	0.000	0.001	-	-	0.000	0.000	0.000	0.001	-	-					0.030		
3.200	0.000	0.000	0.000	0.801	-	-	0.000	0.000	0.000		0.812	-	-			0.000	0.000	0.000	0.001	-	-	0.000	0.000	0.000	0.005	-	-					0.032		
3.400	0.000	0.000	0.000	0.601	-	-	0.000	0.000	0.000		0.624	-	-			0.000	0.000	0.000	0.001	-	-	0.000	0.000	0.000	0.016	-	-					0.034		
3.600	0.000	0.000	0.000	0.401	-	30	0.000	0.000	0.000		0.452	-	-			0.000	0.000	0.000	0.002	-	-	0.000	0.000	0.000	0.044	-	-					0.036		
3.800	0.000	0.000	0.000	0.211	-	-	0.000	0.000	0.000		0.307	-	-			0.000	0.000	0.000	0.011	-	-	0.000	0.000	0.000	0.099	-	-					0.038		
4.000	0.000	0.000	0.000	0.071	-	-	0.000	0.000	0.000		0.192	-	30			0.000	0.000	0.000	0.071	-	-	0.000	0.000	0.000	0.184	-	-					0.040		
4.400	0.000	0.000	0.000	0.001	-	-	0.000	0.000	0.000		0.061	-	-			0.000	0.000	0.000	0.401	-	-	0.000	0.000	0.000	0.453	-	-					0.044		
4.800	0.000	0.000	0.000	0.001	-	-	0.000	0.000	0.000		0.015	-	-			0.000	0.000	0.000	0.800	-	-	0.000	0.000	0.000	0.809	-	-					0.048		
5.200	0.000	0.000	0.000	0.001	-	-	0.000	0.000	0.000		0.003	-	-			0.000	0.000	0.000	1.20	-	-	0.000	0.000	0.000	1.20	-	-					0.052		
5.600	0.000	0.000	0.000	0.001	-	-	0.000	0.000	0.000		0.001	-	-			0.000	0.000	0.000	1.60	-	-	0.000	0.000	0.000	1.60	-	-					0.056		
6.000	0.000	0.000	0.000	0.001	-	-	0.000	0.000	0.000		0.001	-	-			0.000	0.000	0.000	2.00	-	-	0.000	0.000	0.000	2.00	-	-					0.060		
6.400	0.000	0.000	0.000	0.001	-	-	0.000	0.000	0.000		0.001	-	-			0.000	0.000	0.000	2.40	-	-	0.000	0.000	0.000	2.40	-	-					0.064		
Totals:					0	30						0	30	0	0							0	0											
Number of Trades:					0							0		0								0.00												

PPC (CR)

(Contract Size: 100 Securities, Exercise Style: American, Physical Delivery)

Call Options														Put Options																		
March 2024							April 2024							Other Months		March 2024							April 2024							Other Months		Exercise Price
Open price	Price max	Price min	Last price	Closing price	Volume	Open Interest	Open price	Price max	Price min	Last price	Closing price	Volume	Open Interest	Volume	Open Interest	Open price	Price max	Price min	Last price	Closing price	Volume	Open Interest	Open price	Price max	Price min	Last price	Closing price	Volume	Open Interest	Volume	Open Interest	
5.600	0.000	0.000	0.000	5.70	-	-										0.000	0.000	0.000	0.001	-	-											0.056
6.000	0.000	0.000	0.000	5.30	-	-										0.000	0.000	0.000	0.001	-	-											0.060
6.400	0.000	0.000	0.000	4.90	-	-										0.000	0.000	0.000	0.001	-	-											0.064
6.800	0.000	0.000	0.000	4.50	-	-										0.000	0.000	0.000	0.001	-	-											0.068
7.200	0.000	0.000	0.000	4.10	-	-										0.000	0.000	0.000	0.001	-	-											0.072
7.600	0.000	0.000	0.000	3.70	-	-										0.000	0.000	0.000	0.001	-	-											0.076
8.000	0.000	0.000	0.000	3.30	-	-										0.000	0.000	0.000	0.001	-	-											0.080
8.400	0.000	0.000	0.000	2.90	-	-	0.000	0.000	0.000		2.92	-	-			0.000	0.000	0.000	0.001	-	-	0.000	0.000	0.000	0.001	-	-					0.084
8.800	0.000	0.000	0.000	2.50	-	-	0.000	0.000	0.000		2.52	-	-			0.000	0.000	0.000	0.001	-	-	0.000	0.000	0.000	0.003	-	-					0.088
9.200	0.000	0.000	0.000	2.10	-	-	0.000	0.000	0.000		2.13	-	-			0.000	0.000	0.000	0.001	-	-	0.000	0.000	0.000	0.010	-	-					0.092
9.600	0.000	0.000	0.000	1.70	-	-	0.000	0.000	0.000		1.75	-	-			0.000	0.000	0.000	0.001	-	-	0.000	0.000	0.000	0.029	-	-					0.096
10.000	0.000	0.000	0.000	1.30	-	-	0.000	0.000	0.000		1.39	-	-			0.000	0.000	0.000	0.001	-	-	0.000	0.000	0.000	0.066	-	-					0.100
11.000	0.000	0.000	0.000	0.351	-	16	0.000	0.000	0.000		0.651	-	-			0.000	0.000	0.000	0.049	-	-	0.000	0.000	0.000	0.328	-	-					0.110
12.000	0.000	0.000	0.000	0.007	-	1	0.000	0.000	0.000		0.225	-	-			0.000	0.000	0.000	0.705	-	16	0.000	0.000	0.000	0.903	-	-					0.120
13.000	0.000	0.000	0.000	0.001	-	26	0.000	0.000	0.000		0.059	-	5			0.000	0.000	0.000	1.70	-	10	0.000	0.000	0.000	1.74	-	-					0.130
14.000	0.000	0.000	0.000	0.001	-	-	0.000	0.000	0.000		0.011	-	-			0.000	0.000	0.000	2.70	-	-	0.000	0.000	0.000	2.70	-	-					0.140
15.000	0.000	0.000	0.000	0.001	-	-	0.000	0.000	0.000		0.002	-	-			0.000	0.000	0.000	3.70	-	-	0.000	0.000	0.000	3.70	-	-					0.150
16.000	0.000	0.000	0.000	0.002	-	-	0.000	0.000	0.000		0.001	-	-			0.000	0.000	0.000	4.70	-	-	0.000	0.000	0.000	4.70	-	-					0.160
17.000	0.000	0.000	0.000	0.001	-	-	0.000	0.000	0.000		0.001	-	-			0.000	0.000	0.000	5.70	-	-	0.000	0.000	0.000	5.70	-	-					0.170
18.000	0.000	0.000	0.000	0.001	-	-	0.000	0.000	0.000		0.001	-	-			0.000	0.000	0.000	6.70	-	-	0.000	0.000	0.000	6.70	-	-					0.180
Totals:					0	43						0	5	0	0							0	26						0	10	0	0
Number of Trades:					0						0			0								0.00						0			0	

Lending Products	Underlying Title	Multilateral Transactions[1]					Bilateral Transactions[2]		Stock Borrowing through OTC (volume)[3]
		Open Interest[5]	Volume(Offered)	Average Weighted	Transactions volume	Average Weighted	Transactions Volume	Average Weighted	Transactions Volume
ADMIEBOR	ADMIE (IPTO) HOLDING S.A. (CR)	---	---	---	---	---	---	376,580	
AEGNBOR	AEGEAN AIRLINES (CR)	4,329	---	---	16,486	5.60%	---	186,972	
AETFBOR	ALPHA ETF FTSE Athex Large Cap	---	---	---	---	---	---	---	
ALPHABOR	ALPHA SERVICES HOLD (CR)	---	---	---	3,100	4.88%	---	58,926,791	
AIABOR	ATHENS INTL AIRPORT (CR)	---	---	---	---	---	---	110,473	
OTOELBOR	AUTOHELLAS SA (CR)	1,500	---	---	---	---	---	89,889	
AVAXBOR	AVAX S.A. (CR)	2,000	---	---	---	---	---	---	
EEEBOR	CC HBC AG (CR)	3,329	---	---	---	---	---	44,377	
CENERBOR	CENERGY HOLDINGS (CB)	---	---	---	14,258	6.54%	---	9,762	
ELLAKTORBOR	ELLAKTOR (CR)	2,681	---	---	---	---	---	118,113	
ELHABOR	ELVALHALCOR (CR)	788	---	---	---	---	---	64,887	
EUROBBOR	EUROBANK HOLDINGS (CR)	---	---	---	---	---	---	34,749,194	
EYDAPBOR	EYDAP S.A. (CR)	845	---	---	---	---	---	275,613	
FOYRKBOR	FOURLIS (CR)	230	---	---	---	---	---	10,875	
GEKTERNABOR	GEK TERNA (CR)	---	---	---	---	---	---	203,698	
SARBOR	GR. SARANTIS S.A. (CR)	817	---	---	---	---	---	90,938	
EXAEBOR	HELLENIC EXCHANGES-A.S.E. (CR)	200	---	---	---	---	---	152,047	
ELPEBOR	HELLENIQ ENERGY (CR)	---	---	---	239	4.88%	---	299,071	
INTRKBOR	INTRACOM HOLDINGS (CR)	---	---	---	---	---	---	5,000	
INKATBOR	INTRAKAT (CR)	---	---	---	---	---	---	102,213	
BELABOR	JUMBO SA (CR)	---	---	---	---	---	---	197,735	
LAMDABOR	LAMDA DEVELOPMENT SA (CR)	400	---	---	---	---	---	223,277	
MIGBOR	MIG (CR)	1,992	---	---	---	---	---	40,179	
MOHBOR	MOTOR OIL (CR)	20,881	---	---	---	---	---	405,620	
MYTILBOR	MYTILINEOS (CR)	261	---	---	---	---	---	151,530	
ETEBOR	NATIONAL BANK (CR)	149	---	---	5,994	5.03%	---	13,896,428	
OPAPBOR	OPAP (CR)	---	---	---	---	---	---	1,756,619	
OPTIMABOR	OPTIMA BANK (CR)	4,102	---	---	10	4.88%	---	25,394	
HTOBOR	OTE (CR)	250	---	---	---	---	---	1,793,775	
PPABOR	P.P.A. S.A. (CR)	2,150	---	---	150	4.88%	---	65,314	
TPEIRBOR	PIRAEUS FINANCIAL HOLD (CR)	365,000	---	---	---	---	178,766	10.00%	1,022,116

Stock Lending Notes

[1] - Multilateral contracts Lending or Borrowing as per Methods 8-1, 8-2 and 8-3-3 (According to ATHEX BoD Resolution No.17)

[2] - Bilateral Contracts Lending or Borrowing as per Methods 8-3-1 and 8-3-2 (According to ATHEX BoD Resolution No.20)

[3] - The information concerning OTC Stock Borrowing Transactions is based on the statements of the Dematerialised Securities System (DSS) operators involved and refers to volumes that have been registered up until the previous working day.

[4] - Average Price (Volume weighted)

[5] - The Data concerning Open Interest before the start of trading session

Lending Products	Underlying Title	Open Interest[5]	Multilateral Transactions[1]				Bilateral Transactions[2]		Stock Borrowing through OTC (volume)[3]	
			Volume(Offered)	Average Weighted	Transactions volume	Average Weighted	Transactions Volume	Average Weighted	Transactions Volume	
PPCBOR	PPC (CR)	500	---	---	---	---	---	---	1,278,881	
QUALBOR	QUALITY & RELIABILITY SA (CR)	---	---	---	---	---	---	---	---	
QUESTBOR	QUEST HOLDINGS (CR)	391	---	---	---	---	---	---	21,333	
TENERGYBOR	TERNA ENERGY (CR)	396	---	---	---	---	---	---	278,061	
TITCBOR	TITAN CEMENT (CB)	7,615	---	---	---	---	---	---	229,226	
VIOBOR	VIOHALCO SA/NV (CB)	744	---	---	---	---	---	---	---	

Stock Lending Notes

[1] - Multilateral contracts Lending or Borrowing as per Methods 8-1, 8-2 and 8-3-3 (According to ATHEX BoD Resolution No.17)

[2] - Bilateral Contracts Lending or Borrowing as per Methods 8-3-1 and 8-3-2 (According to ATHEX BoD Resolution No.20)

[3] - The information concerning OTC Stock Borrowing Transactions is based on the statements of the Dematerialised Securities System (DSS) operators involved and refers to volumes that have been registered up until the previous working day.

[4] - Average Price (Volume weighted)

[5] - The Data concerning Open Interest before the start of trading session

Sectors codification for listed companies

12003-	ETF	10101010	Computer Services
10101015	Software	10102030	Computer Hardware
15101010	Telecommunications Equipment	15102015	Telecommunications Services
20101010	Health Care Facilities	20101025	Health Care Services
20102010	Medical Equipment	20103015	Pharmaceuticals
30101010	Banks	30202000	Diversified Financial Services
30202010	Asset Managers & Custodians	30202015	Investment Services
30204000	Closed End Investments	30302010	Full Line Insurance
30302015	Insurance Brokers	30302025	Property and Casualty Insurance
35101010	Real Estate Holding and Development	35101015	Real Estate Services
35102000	Diversified REITs	35102030	Office REITs
35102045	Retail REITs.	40201040	Rental & Leasing Services: Consumer
40202010	Home Construction	40202015	Household Furnishings
40202020	Household Appliance	40203040	Electronic Entertainment
40204020	Clothing & Accessories	40301010	Entertainment
40301030	Publishing	40301035	Radio & TV Broadcasters
40401010	Diversified Retailers	40401020	Apparel Retailers
40401025	Home Improvement Retailers	40401030	Specialty Retailers
40501010	Airlines	40501015	Travel & Tourism
40501020	Casinos & Gambling	40501025	Hotels & Motels
45101015	Distillers & Vintners	45101020	Soft Drinks
45102010	Farming Fishing Ranching & Plantations	45102020	Food Products
45103010	Tobacco	45201010	Food Retailers & Wholesalers
45201020	Personal Products	50101010	Construction
50101020	Building Roof/Wallboard and Plumbing	50101030	Cement
50101035	Building Materials: Other	50202010	Electrical Components
50203015	Plastics	50203030	Containers & Packaging
50204000	Machinery: Industrial	50204020	Machinery: Construction & Handling
50205010	Industrial Suppliers	50205020	Back Office Support HR & Consulting
50205030	Forms & Bulk Printing Services	50206015	Commercial Vehicles & Parts
50206030	Marine Transportation	50206060	Transportation Services
55101000	Diversified Materials	55101020	Textile Products
55102000	General Mining	55102010	Iron & Steel
55102015	Metal Fabricating	55102035	Aluminum
60101020	Oil Refining and Marketing	65101010	Alternative Electricity
65101015	Conventional Electricity	65102000	Multi-Utilities
65102030	Water		



ATHEX
Athens Stock Exchange

Λεωφ. Αθηνών 110 104 42 Αθήνα
110, Athinon Ave. GR 104 42 Athens
tel. (+30)210-33.66.800, fax (+30)210-33.66.101
www.athexgroup.gr