

24

Ημερήσιο Δελτίο
Συναλλακτικής Δραστηριότητας

Daily Official List
of Trading Activity

Monday, 11 March, 2024

Year: 145 Trading Day No: 50



ATHEXGROUP
Athens Exchange Group

Disclaimer:

Hellenic Exchanges-Athens Stock Exchange S.A endeavours to ensure that the data and other material ("Information") presented on the Daily Official List are accurate and complete, but it is not liable for any errors or omissions of data or /and for the accuracy, credibility, updating and completeness of the aforesaid information nor it has any liability arising directly or indirectly from the use of the above Information.

The Company is not liable for the accuracy of the data included in listed companies' announcements. Only the sender of such an announcement is fully and solely liable for any infringement of third party's rights from the content of such announcement. All contents of the Daily Official List are provided only for information purposes and do not constitute investment advice or solicitation to invest in securities or other products listed for trading on the Exchange.

You acknowledge and agree that the Company is the owner of any property rights related to any Information appearing on the Daily Official List including intellectual property rights copyright, trademarks, etc.

The above data are a property of the Hellenic Exchanges-Athens Exchange and are copyright protected. Users are forbidden to reproduce, modify, copy, sale, transmit or redistribute, by all reproduction means and methods, part or the whole of the above data, without reference to their source.

The commercial exploitation of these data is, also, forbidden by third parties. Hellenic Exchanges-Athens Exchange does not carry any responsibility, direct or indirect, derived from usage or accidental alteration of the above data when used by third parties.

Hellenic Exchanges – Athens Stock Exchange S.A.

110 Athinon Ave., 10442 Athens, Tel: (210) 33.66.800, Fax: (210) 32.13.938

www.athexgroup.gr

Thessalonica Stock Exchange Center (T.S.E.C)

16-18 Katouni Str., Thessalonica 546 25 Tel: (2310) 567.667, Fax: (2310) 530.545

Athex Members Guarantee Fund

14-16 Fidiou Str., Athens 106 78, Tel: (210) 33.04.682, Fax: (210) 33.04.155

Hellenic Republic Capital Market Commission

1 Kolokotroni Str. & 1 Stadiou Str., Athens 10562 Tel: (210) 33.77.100 Fax: (210) 33.77.173

Table of Contents

Section 1: Statistical Figures of Securities, Derivatives and Lending

Summary of Markets

Athex Indices

Analytic Figures for Athex Market's Boards and Categories

Trading Details by Athex Sectors and Financial Instruments (ETFs)

Top 10 best & worst performing Shares

Derivatives Summary

Section 2: Analytic Figures of Shares Transactions

Analytic Figures of Shares Transactions

Shares' Notes

Section 3: Figures of Securities Transactions

Securities Blocks Details

Shares Rights Details

Stock Borrowing

Forced Sales Details

Forced Sales Registered Shares

Exchange Traded Funds (ETFs) Characteristics

Section 5: Bonds traded in Fixed Income Assets Market

Convertible Corporate Bonds - Regulated Market

Non Convertible Corporate Bonds - Regulated Market

Government Bonds

Treasury Bills & Zero Coupon Government Bonds

Government Bonds Traded with the Open Outcry Method

State Banks Bonds

Section 6: Additional Infos

Athex & ATHEXClear Members List

List of Stocks under Market Making operations

Section 7: Derivatives Market Analytic Figures

Index Futures

Stock Futures

Index Options

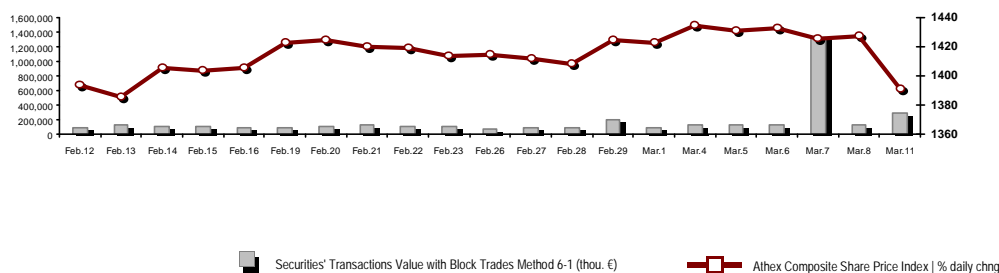
Stock Options

Stock Lending Analytic Figures

Appendix A: Sectors codification for listed companies

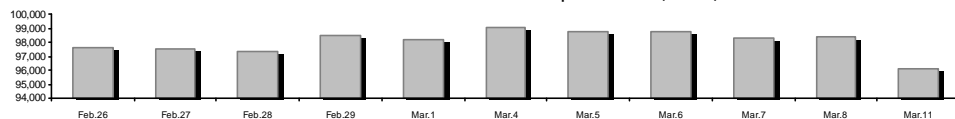
Summary of Markets

Athex Composite Share Price Index vs Shares and Derivatives Transactions Value

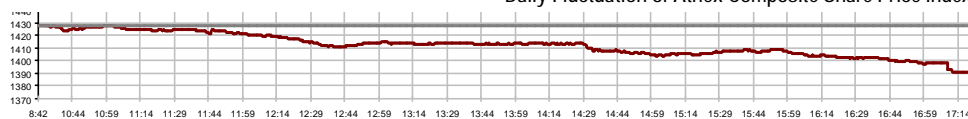


Athex Capitalisation (mill. €)**:	96,083.66		Derivatives Total Open Interest	529,400
Daily change: mill. € %	-2,290.55	-2.33%	in Index Futures % daily chng	7,194 1.40%
Yearly Avg Capitalisation: mill. € % chng prev year Avg	94,158.49	17.13%	in Stock Futures % daily chng	519,444 -0.97%
Athex Composite Share Price Index % daily chng	1,391.26	-2.51%	in Index Options % daily chng	1,172 10.36%
Athex Composite Share Price Index Capitalisation (mill. €)	87,495.78		in Stock Options % daily chng	1,590 0.00%
Daily change (mill. €)	-2,244.91			
Securities' Transactions Value with Block Trades Method 6-1 (t)	290,622.18		Derivatives Contracts Volume:	160,005
Daily change: %	167,505.82	136.05%	Daily change: pieces %	82,892 107.49%
YtD Avg Trans. Value: thou. € % chng prev year Avg	139,471.98	27.29%	YtD Avg Derivatives Contracts % chng prev year Avg	31,593 -28.14%
Blocks Transactions Value of Method 6-1 (thou. €)	14,090.10		Derivatives Trades Number:	5,212
Blocks Transactions Value of Method 6-2 & 6-3 (thou. €)	273.55		Daily change: number %	2,421 86.74%
Bonds Transactions Value (thou.€)	923.67		YtD Avg Trades number % chng prev year Avg	2,007 -13.90%
Securities' Transactions Volume with Block Trades Method 6-1 (tho)	71,506.60		Lending Total Open Interest	50,581
Daily change: thou. pieces %	41,654.03	139.53%	Daily change: pieces %	-2,240 -4.24%
YtD Avg Volume: % chng prev year Avg	32,664.73	-2.84%	Lending Volume (Multilateral/Bilateral)	371,329
Blocks Transactions Volume of Method 6-1 (thou. Pieces)	3,570.76		Daily change: pieces %	370,933
Blocks Transactions Volume of Method 6-2 & 6-3 (thou. Pieces)	57.85		Multilateral Lending	371,329
Bonds Transactions Volume	963,000		Bilateral Lending	0
Securities' Trades Number with Block Trades Method 6-1	59,995		Lending Trades Number:	12
Daily change: number %	16,842	39.03%	Daily change: %	11
YtD Avg Trades number % chng prev year Avg	40,124	10.77%	Multilateral Lending Trades Number	12
Number of Blocks Method 6-1	11		Bilateral Lending Trades Number	0
Number of Blocks Method 6-2 & 6-3	8			
Number of Bonds Transactions	183			

Athex Capitalisation (mill. €)**



Daily Fluctuation of Athex Composite Share Price Index



Athex Composite Share Price Index at 08/03/2024

Daily Fluctuation of Athex Composite Share Price Index at 11/03/2024

Athex Indices

Index name	11/03/2024	08/03/2024	pts.	%	Min	Max	Year min	Year max	Year change
Athex Composite Share Price Index	1,391.26 €	1,427.02	-35.76	-2.51%	1,391.26	1,427.71	1,293.14	1,437.65	7.59% #
Athex Composite Index Total Return Index	2,536.75 €	2,601.95	-65.20	-2.51%	2,536.75	2,603.22	2,355.44	2,621.34	7.70% #
Athex ESG Index	1,583.20 €	1,626.32	-43.12	-2.65%	1,583.20	1,626.52	1,471.77	1,643.01	7.57% #
ATHEX Alternative Market Price Index	12,478.67 €	12,575.91	-97.24	-0.77%	12,430.03	12,739.61	9,352.11	13,974.15	33.43% #
FTSE/Athex Large Cap	3,365.62 €	3,458.14	-92.52	-2.68%	3,365.62	3,458.65	3,122.79	3,495.52	7.78% #
FTSE/Athex Mid Cap Index	2,373.06 €	2,435.12	-62.06	-2.55%	2,373.06	2,435.89	2,212.15	2,459.55	5.43% #
FTSE/ATHEX High Dividend Yield Index	4,042.56 €	4,159.67	-117.11	-2.82%	4,042.56	4,159.67	3,752.57	4,182.26	7.19% #
FTSE/Athex Market Index	803.71 €	825.33	-21.62	-2.62%	803.71	825.63	746.82	834.20	7.62% #
FTSE/Athex Banks	1,202.70 €	1,230.74	-28.04	-2.28%	1,200.32	1,236.55	1,057.67	1,269.79	13.29% #
FTSE/ATHEX TECHNOLOGY & TELECOMMUNICAT	5,356.37 €	5,519.11	-162.74	-2.95%	5,355.25	5,529.21	4,915.95	5,567.15	5.60% #
FTSE/ATHEX FINANCIAL SERVICES	5,665.30 €	5,799.60	-134.30	-2.32%	5,655.22	5,824.24	4,996.31	5,980.67	12.98% #
FTSE/ATHEX REAL ESTATE	4,851.80 €	4,893.46	-41.66	-0.85%	4,851.02	4,910.93	4,836.39	5,120.52	-2.19% €
FTSE/ATHEX CONSUMER DISCRETIONARY	5,339.17 €	5,458.46	-119.29	-2.19%	5,339.17	5,478.81	4,993.33	5,557.48	6.45% #
FTSE/ATHEX CONSUMER STAPLES	5,630.74 €	5,717.81	-87.07	-1.52%	5,630.74	5,743.58	5,069.68	5,770.97	10.66% #
FTSE/ATHEX INDUSTRIALS	5,700.38 €	5,842.87	-142.49	-2.44%	5,700.38	5,846.93	5,044.08	5,858.28	12.18% #
FTSE/ATHEX BASIC MATERIALS	4,998.20 €	5,189.08	-190.88	-3.68%	4,998.20	5,194.38	4,869.63	5,876.05	2.64% #
FTSE/ATHEX ENERGY & UTILITIES	5,059.77 €	5,255.11	-195.34	-3.72%	5,059.77	5,255.11	4,987.63	5,361.67	1.45% #
Athex All Share Index	322.09 €	329.76	-7.67	-2.33%	322.09	322.09	304.60	332.01	6.65% #
Hellenic Mid & Small Cap Index	2,018.17 €	2,074.91	-56.74	-2.73%	2,018.17	2,075.05	1,929.00	2,087.26	4.62% #
FTSE/Athex Large Cap Total Return	5,572.69 €	5,725.88	-153.19	-2.68%			5,201.70	5,780.01	7.85% #
FTSE/Athex Mid Cap Total Return	3,195.84 €	3,279.42	-83.58	-2.55%			3,005.84	3,302.69	5.43% #
MSCI GREECE REBASED	5,385.77 €	5,536.83	-151.06	-2.73%	5,385.77	5,539.58	4,984.69	5,636.99	8.05% #
Hellenic Corporate Bond Index	130.89 #	130.70	0.19	0.14%			129.54	130.89	0.96% #
Hellenic Corporate Bond Price Index	91.02 #	90.90	0.12	0.14%			90.52	91.02	0.41% #

Note 1: FTSE/Med 100, Hellenic Corporate Bond Price Index and Hellenic Corporate Bond Index closing prices refer to the previous trading day of 07/03/2024.

Note 2: The Hellenic Mid & Small Cap Index is a Customized index calculated by the Athens Exchange.

Analytic Figures for Athex Market's Boards and Categories

	Total Traded Securities	Main Market	Surveillance	Exchange Traded Funds (ETFs)
Totals	124	114	9	1
Gain / Lose / Same:	13 / 95 / 16	12 / 90 / 12	1 / 4 / 4	0 / 1 / 0
Athex Capitalisation (mill. €) **	96,083.66	95,989.14	94.53	
Daily Average Trans/ons Value(thou.€)	139,471.98	139,171.35	59.48	303.93
Transactions Value	290,895.72	290,668.00	17.95	209.77
Main Board:	276,532.08	276,304.36	17.95	209.77
Blocks Board 6_2_3:	14,363.64	14,363.64	0.00	0.00
Forced Sales Board:	0.00	0.00	0.00	0.00
Special Terms Board:	0.00	0.00	0.00	0.00
Daily Average Transactions Volume	32,664,733	32,395,830	276,880	8,968
Transactions Volume	71,564,444	71,496,528	61,825	6,091
Main Board:	67,935,840	67,867,924	61,825	6,091
Blocks Board 6_2_3:	3,628,604	3,628,604	0	0
Forced Sales Board:	0	0	0	0
Special Terms Board:	0	0	0	0
Daily Average Number of Trades	40,124	39,965	90	70
Number of Trades	60,003	59,872	51	80
Main Board:	59,984	59,853	51	80
Blocks Board 6_2_3:	19	19	0	0
Forced Sales Board:	0	0	0	0
Special Terms Board:	0	0	0	0

Trading Details by Athex Sectors and Financial Instruments (ETFs)

Code	Sectors	Gain / Lose / Same	Number of Trades	Transactions Volume	Transactions Value	% of Total Trans. Value
3010	- Banks	2 / 5 / 0	27,429	61,471,713	214,855,976.47	73.86%
5510	- Basic Resources	2 / 11 / 3	2,331	778,523	2,247,334.43	0.77%
5010	- Construction & Materials	1 / 14 / 0	3,838	1,300,227	6,564,808.80	2.26%
4020	- Consumer Products & Services	1 / 4 / 2	444	222,403	422,114.58	0.15%
6010	- Energy	2 / 2 / 0	3,022	624,769	6,200,171.46	2.13%
12000	- Financial Instruments	0 / 1 / 0	80	6,091	209,774.65	0.07%
3020	- Financial Services	0 / 4 / 1	671	198,076	1,075,960.83	0.37%
4510	- Food Beverage & Tobacco	1 / 3 / 0	315	63,189	627,244.55	0.22%
2010	- Health Care	0 / 2 / 1	278	433,087	398,641.97	0.14%
5020	- Industrial Goods & Services	0 / 14 / 2	1,818	558,077	3,692,610.14	1.27%
3030	- Insurance	0 / 1 / 0	40	4,036	19,812.90	0.01%
4030	- Media	0 / 1 / 1	9	8,520	4,305.42	0.00%
4520	- Personal Care, Drug & Grocery Stores	1 / 1 / 0	351	51,477	463,578.95	0.16%
3510	- Real Estate	2 / 7 / 1	1,197	408,428	1,951,299.03	0.67%
4040	- Retail	0 / 6 / 1	1,771	213,465	4,753,327.57	1.63%
1010	- Technology	1 / 9 / 0	3,128	1,799,180	10,529,583.12	3.62%
1510	- Telecommunications	0 / 1 / 1	1,877	426,981	5,760,226.19	1.98%
4050	- Travel & Leisure	0 / 4 / 2	3,480	1,219,108	8,095,229.43	2.78%
6510	- Utilities	0 / 5 / 1	7,924	1,777,094	23,023,723.45	7.91%

Top 10 best & worst performing Shares

Main Market

With positive Price change			With negative Price change		
	Closing price	change		Closing price	change
ELINOIL S.A. (CR)	2.87	4.36% #	MERMEREN KOMB. A.D. PR. (GDR)	44.8	-6.67% €
DOMIKI KRITIS SA (CR)	4.7	1.95% #	QUALITY & RELIABILITY SA (CR)	1.04	-5.88% €
REVOIL (CR)	1.77	1.72% #	INTRACOM HOLDINGS (CR)	3.68	-5.40% €
KRI-KRI S.A. (CR)	11.1	1.37% #	EVROFARMA SA (CR)	1.81	-5.24% €
ENTERSOFT (CR)	8.08	1.00% #	MOTOR OIL (CR)	26.4	-5.04% €
ALPHA REAL ESTATE (CR)	11.25	0.90% #	INTERTECH SA (CR)	1.285	-4.46% €
TECHNICAL OLYMPIC SA (CR)	2.82	0.71% #	HELLENIC EXCHANGES-A.S.E. (CR)	5.34	-4.30% €
TRADE ESTATES REIC (CR)	1.7	0.59% #	ELLAKTOR (CR)	2.5	-4.21% €
BANK OF GREECE (CR)	15.45	0.33% #	VIOHALCO SA/NV (CB)	5.52	-4.17% €
OPTIMA BANK (CR)	7.77	0.13% #	BIOKARPET S.A.(CR)	2.8	-4.11% €
With the highest Transactions Value			With the highest Transactions Volume		
	Value (thou. €)	change		Volume	change
PIRAEUS FINANCIAL HOLD (CR)	164,822.77	-1.33% €	PIRAEUS FINANCIAL HOLD (CR)	41,250,853	-1.33% €
EUROBANK HOLDINGS (CR)	19,510.88	-3.56% €	EUROBANK HOLDINGS (CR)	10,459,816	-3.56% €
NATIONAL BANK (CR)	18,026.67	-1.57% €	ALPHA SERVICES HOLD (CR)	7,128,849	-2.36% €
ALPHA SERVICES HOLD (CR)	12,029.32	-2.36% €	NATIONAL BANK (CR)	2,581,798	-1.57% €
PPC (CR)	10,800.77	-3.34% €	ENTERSOFT (CR)	988,157	1.00% #
MYTILINEOS (CR)	8,352.05	-4.02% €	PPC (CR)	946,485	-3.34% €
ENTERSOFT (CR)	7,907.83	1.00% #	INTRALOT (CR)	725,122	-4.01% €
OPAP (CR)	5,918.17	-1.64% €	ELVALHALCOR (CR)	505,865	-4.04% €
OTE (CR)	5,756.11	-3.20% €	LAVIPHARM SA (CR)	427,239	0.00% -
JUMBO SA (CR)	4,623.52	-2.47% €	OTE (CR)	426,443	-3.20% €

Note: Stocks that are not included in the "Under Supervision" category, and the transactions value is more than 10,000 €.

Derivatives Summary

	Number of Trades	Volume	Open Interest
Index Futures	532	5,160	7,194
FTSE/Athex Banks	27	591	1,741
FTSE/Athex Large Cap	501	4,409	5,101
MSCI GREECE REBASED	4	160	352
Stock Futures	4,654	154,587	519,444
ADMIE (IPTO) HOLDING S.A. (CR)	162	10,968	29,740
AEGEAN AIRLINES (CR)	68	338	6,192
ALPHA SERVICES HOLD (CR)	636	71,890	198,183
ATHENS INTL AIRPORT (CR)	13	95	25
AUTOHELLAS SA (CR)	4	62	305
AVAX S.A. (CR)	44	595	1,358
CC HBC AG (CR)	10	39	162
CENERGY HOLDINGS (CB)	80	575	5,392
ELLAKTOR (CR)	69	789	4,404
ELVALHALCOR (CR)	122	1,902	5,333
EUROBANK HOLDINGS (CR)	127	6,427	30,931
EYDAP S.A. (CR)	14	90	5,072
FOURLIS (CR)	42	538	1,406
GEK TERNA (CR)	156	1,877	14,039
HELLENIC EXCHANGES-A.S.E. (CR)	137	2,850	10,018
HELLENIQ ENERGY (CR)	120	2,071	5,548
INTRACOM HOLDINGS (CR)	212	1,982	8,797
INTRAKAT (CR)	175	916	3,513
JUMBO SA (CR)	12	124	599
LAMDA DEVELOPMENT SA (CR)	143	1,839	7,867
MIG (CR)	1	5	110
MOTOR OIL (CR)	36	172	513
MYTILINEOS (CR)	211	1,218	4,911
NATIONAL BANK (CR)	270	3,316	14,456
OPAP (CR)	22	78	1,378
OPTIMA BANK (CR)	1	1	137
OTE (CR)	247	3,642	9,879
P.P.A. S.A. (CR)	0	0	108
PIRAEUS FINANCIAL HOLD (CR)	748	32,983	86,642
PPC (CR)	276	2,377	30,503
QUEST HOLDINGS (CR)	6	26	231
TERNA ENERGY (CR)	282	2,777	25,881
TITAN CEMENT (CB)	25	40	261
VIOHALCO SA/NV (CB)	183	1,985	5,550
Index Options	21	222	1,172
FTSE/Athex Large Cap	21	222	1,172
Stock Options	5	36	1,590
ALPHA SERVICES HOLD (CR)	0	0	1,000
NATIONAL BANK (CR)	1	2	277
OPAP (CR)	0	0	52
OTE (CR)	0	0	147
PIRAEUS FINANCIAL HOLD (CR)	4	34	30
PPC (CR)	0	0	84
Total Derivatives Traded	5,212	160,005	529,400

Shares' Notes

Code	Note text
()	- Adjusted dividends.
*	- Last adjusted closing price.
[1]	- Net dividends.
[2]	- The "Date of Last Coupon" for New listings refers to the date company's stocks started to trade in Athex
[3]	- The Company Market Value is referred to the number of outstanding shares
[4]	- Sectors codification can be found in Appendix A
[5]	- The Market Value refers to the total number of shares listed (including their several classes) in the exchange by the company.
[6]	- P/E greater than 100
[7]	- Last view of the Order Book before the end of the trading session
[8]	- All Blocks Methods' Transactions Value are included.
4750	- Transfer to the Under Surveillance Category from 8/4/2011.
4955	- Transfer to the Surveillance Category as from 5/4/2013.
5093	- Transfer to the Surveillance Category as of 8/4/2015.
5141	- Transfer to the Surveillance Category as of 10/05/2017.
5160	- Transfer to the Surveillance Category as of 15/04/2016.
5165	- Transfer to the Surveillance Category as of 15/02/2018.
5193	- Transfer to the Surveillance Category as of 25/10/2018.
5197	- Transfer to the Surveillance Category as of 07/11/2018.
5232	- Transfer to the Under Surveillance Category from 08/04/2011.
5233	- Suspension of trading as of 13/05/2020.
5248	- Transfer to the Surveillance Category as of 06/09/20116.
5253	- Transfer to the Surveillance Category as of 14/5/2021.
5275	- Transfer to the Surveillance Category as of 09/07/2020.
5277	- Suspension of trading as of 02/05/2023.
5278	- Suspension of trading as of 03/05/2023.

Securities Blocks Details

Securities	Block Volume	Price	Block Trade Value	Time of approval	Note
EUROBANK HOLDINGS (CR)	500,000	1.91	953,750.00	11:37:00	20
ATHENS INTL AIRPORT (CR)	59,504	8.67	515,602.16	11:55:20	20
ENTERSOFT (CR)	825,000	8.00	6,600,000.00	12:09:07	20
EUROBANK HOLDINGS (CR)	980,000	1.90	1,857,100.00	12:39:48	20
TERNA ENERGY (CR)	396	17.05	6,751.80	14:59:03	14
GR. SARANTIS S.A. (CR)	10,000	9.50	95,000.00	16:07:23	20
PIRAEUS FINANCIAL HOLD (CR)	55,506	3.99	221,357.93	16:11:39	20
PIRAEUS FINANCIAL HOLD (CR)	111,012	3.99	442,493.83	16:22:19	20
PIRAEUS FINANCIAL HOLD (CR)	50,000	4.11	205,250.00	16:31:03	18
ENTERSOFT (CR)	1,000	8.20	8,200.00	16:37:48	18
ENTERSOFT (CR)	2,000	8.30	16,600.00	16:39:55	18
ENTERSOFT (CR)	1,000	8.30	8,300.00	16:40:58	18
ENTERSOFT (CR)	1,451	8.30	12,043.30	16:42:35	18
ENTERSOFT (CR)	800	8.20	6,560.00	16:44:45	18
ENTERSOFT (CR)	1,200	8.20	9,840.00	16:45:26	18
ALPHA SERVICES HOLD (CR)	334,613	1.69	564,826.74	16:58:11	20
NATIONAL BANK (CR)	73,254	7.06	517,173.24	16:59:02	20
PPC (CR)	121,868	11.40	1,389,295.20	17:11:29	20
EUROBANK HOLDINGS (CR)	500,000	1.87	933,500.00	17:13:57	20

Blocks Notes

- 9 - Method 6-1 / Special Fees
- 10 - Method 6-1 / Special Fees, SDS
- 14 - Method 6-3 / Settlement, Incomplete Buy and Sell
- 18 - Method 6-2 / SPOT 1
- 19 - Method 6-2 / SPOT 2
- 20 - Method 6-1 and Method 6-1 Same Day Settlement
- 21 - Other Pre-agreed

Shares Rights Details

Occured date	Exercise from	Exercise until	Trading until	Rights	Price min	Price max	Closing price	Last Bid	Last Ask	Volume	Trades	Transactions Value
--------------	---------------	----------------	---------------	--------	-----------	-----------	---------------	----------	----------	--------	--------	--------------------

No Rights Transactions.

Forced Sales Details

Securities	Category of Security	Transactions Volume	Number of Trades	Transactions Value	Note
------------	----------------------	------------------------	---------------------	-----------------------	------

No Forced Transactions.

Forced Sales Notes

- 1 - Compulsory Public Forced Sales
- 2 - Forced Sales of Fixed Registered Shares
- 3 - Forced Sales of Remaining Fractional Shares

Exchange Traded Funds (ETFs) Characteristics

	Transactions Date (T)	Creation / Redemption	Units (T-1)	New Units (T-1)	Redemption Units (T-1)	Units (T) [1]	Fund Assets [2]	Net Unit Price	Dividend per Unit	Dividend Date
ALPHA ETF FTSE Athex Large Cap	11/03/2024	5,000	924,675	---	---	924,675	32,233,890.00	34.8597	0.62	03/07/2023

ETFs Notes

[1] - Units (T) = Units (T-1) + New Units (T-1) - Redemption Units (T-1)

[2] - The Creation / Redemption Units of T-1 are included.

Non Convertible Corporate Bonds - Regulated Market

Num Listed Bonds	Nominal price	Issue price	Today's Rate	Exp. Date	Duration (years)	Note	Coupon		Trading Unit	Corporate Bonds	Accrued Int.	Yield.T.Mat	Price min	Price max	Closing price	Previous closing price/date	Volume	Transactions Value	Last order		ear min	Year max		
							Common	Preferred											Price	Buy / Sell			Date	
230,000	1,000.00	1,000.00	4.70	12/07/2029	7	---	4	---	1	LAMDA DEVELOPMENT S.A. (Non convertible)	7.9639	4.5790	98.6000	99.5000	98.9481	98.5330	08/03/2024	81,000	80,793.08	99.5000	B	11/03/2024	98.3500	101.2000
320,000	1,000.00	1,000.00	3.40	21/07/2027	7	---	8	---	1	LAMDA DEVELOPMENT S.A. (Non Convertible)	4.8167	4.7790	93.6100	94.2000	94.2000	94.1730	08/03/2024	30,000	28,316.40	93.7000	B	11/03/2024	92.0000	96.6083
200,000	1,000.00	1,000.00	2.10	27/10/2027	7	---	7	---	1	O.P.A.P. S.A. (Non Convertible)	8.0500	3.9100	93.0000	94.4999	93.2714	94.2000	08/03/2024	33,000	31,045.20	92.8100	B	11/03/2024	90.5800	94.5034
200,000	1,000.00	1,000.00	1.90	23/03/2028	7	---	6	---	1	MOTOR OIL CORINTH REFINERIES SA (Non Convertible)	8.9722	4.0760	91.5510	91.5510	91.5510	91.5620	08/03/2024	1,000	924.48	91.5500	B	11/03/2024	90.8000	92.4499
100,000	1,000.00	1,000.00	2.70	25/05/2026	5	---	6	---	1	COSTAMARE PARTICIPATIONS PLC (Non Convertible)	8.0250	4.0950	95.7000	96.5000	96.5000	96.2000	08/03/2024	22,000	21,343.43	95.7000	B	11/03/2024	92.6789	97.0000
300,000	1,000.00	1,000.00	2.30	20/07/2028	7	---	6	---	1	PRODEA REIC S.A.(Non Convertible)	3.2583	4.8860	89.5000	89.6000	89.5000	89.7190	08/03/2024	12,000	10,789.10	89.5000	B	11/03/2024	86.1234	92.3500
150,000	1,000.00	1,000.00	2.65	22/10/2026	5	---	5	---	1	CPLP SHIPPING HOLDINGS PLC (Non Convertible)	10.4528	4.8910	94.0000	94.0500	94.0026	94.0010	08/03/2024	112,000	106,453.64	94.0004	B	11/03/2024	93.5000	95.0000
250,000	1,000.00	1,000.00	2.45	16/11/2028	7	---	5	---	1	ELVALHALCOR S.A. (Non Convertible)	8.0306	4.1400	91.1000	92.5000	92.3429	91.5000	08/03/2024	94,000	86,800.87	91.5000	B	11/03/2024	88.4206	93.3000
120,000	1,000.00	1,000.00	2.65	06/12/2028	7	---	5	---	1	NOVAL PROPERTY REIC (Non Convertible)	7.2139	4.6580	90.7000	91.5999	91.0000	91.6480	08/03/2024	70,000	64,245.97	90.7000	B	11/03/2024	88.5000	93.1999
500,000	1,000.00	1,000.00	2.75	03/07/2027	7	---	8	---	1	GEK TERNA S.A. (Non Convertible)	5.3472	4.7830	92.6500	92.7500	92.6933	92.3430	08/03/2024	30,000	27,968.42	92.4000	B	11/03/2024	91.6000	94.0000
100,000	1,000.00	1,000.00	2.95	11/02/2027	5	---	5	---	1	SAFE BULKERS PARTICIPATIONS PLC (Non Convertible)	2.4583	4.8710	93.7501	94.2500	94.2388	94.2910	08/03/2024	98,000	92,594.92	94.2500	B	11/03/2024	93.3364	97.0000
175,000	1,000.00	1,000.00	3.40	26/07/2024	5	---	10	---	1	ATTICA HOLDINGS S.A. (Non Convertible)	4.4389	5.3600	98.9000	99.0000	98.9500	99.2000	08/03/2024	91,000	90,466.44	99.0000	B	11/03/2024	98.5000	99.4000
100,000	1,000.00	1,000.00	4.40	26/07/2029	7	---	4	---	1	CPLP SHIPPING HOLDINGS PLC (Non Convertible)	5.7444	4.7240	97.1100	97.1100	97.1100	97.0000	08/03/2024	3,000	2,930.53	97.1000	B	11/03/2024	95.0948	100.2438
199,375	1,000.00	1,000.00	3.60	12/03/2026	7	---	10	---	1	AEGEAN AIRLINES S.A. (Non Convertible)	---	4.1500	97.5500	97.5511	97.5505	97.9000	08/03/2024	18,000	17,560.88	97.5510	B	11/03/2024	96.7110	99.3000
150,000	1,000.00	1,000.00	2.60	22/10/2026	7	---	9	---	1	TERNA ENERGY FINANCE S.A. (Non Convertible)	10.2556	4.8630	93.3605	93.3613	93.3607	94.6730	08/03/2024	50,000	47,193.15	93.4000	B	11/03/2024	92.8293	95.5999
100,000	1,000.00	1,000.00	2.80	25/01/2027	5	---	5	---	1	PREMIA S.A. (Non Convertible)	3.7333	5.6540	92.0000	92.0001	92.0001	93.0830	08/03/2024	6,000	5,542.41	92.0000	B	11/03/2024	90.9974	97.8048
500,000	1,000.00	1,000.00	4.00	10/07/2030	7	---	2	---	1	MYTILINEOS S.A. (Non Convertible)	7.0000	4.1050	98.7500	98.9000	98.9000	98.9250	08/03/2024	94,000	93,564.86	98.8000	B	11/03/2024	98.4200	100.6000
100,000	1,000.00	1,000.00	5.50	15/12/2028	5	---	1	---	1	IDEAL HOLDINGS S.A. (Non Convertible)	13.5972	4.9990	101.6510	101.7000	101.6902	101.6500	08/03/2024	5,000	5,152.50	101.7000	B	11/03/2024	100.6502	103.4000
200,000	1,000.00	1,000.00	4.25	23/01/2029	5	---	1	---	1	AUTOHELLAS S.A. (Non Convertible)	5.9028	4.4720	99.0000	99.6500	99.0000	99.8000	08/03/2024	18,000	17,992.25	99.0000	B	11/03/2024	97.5000	101.0000

Corporate Bonds Notes

Transactions Volume = (Pieces) * (Nominal Price). Transactions Value = (Pieces) * (Nominal Price) * (price %) + (Accrued interest).

The price of a Bond is stated as a percentage (%) of Bond's Nominal Price.

Nominal Price in Euros (€), except if it is noted differently.

Non Convertible Corporate Bonds - Regulated Market

Num Listed Bonds	Nominal price	Issue price	Today's Rate	Exp. Date	Duration (years)	Note	Coupon		Trading Unit	Corporate Bonds	Accrued Int.	Yield.T.Mat	Price min	Price max	Closing price	Previous closing price/date	Volume	Transactions Value	Last order		ear min	Year max		
							Common	Preferred											Price	Buy / Sell			Date	
130,000	1,000.00	1,000.00	6.00	27/02/2029	5	---	1	---	1	INTRALOT S.A. (Non Convertible)	2.5000	5.8590	100.4600	100.7500	100.5000	100.4610	08/03/2024	65,000	65,563.70	100.4600	B	11/03/2024	99.6000	100.9000
120,000	1,000.00	1,000.00	3.95	04/04/2025	7	---	12	---	1	GEK TERNA S.A. (Non Convertible)	17.6653	3.8140	---	---	---	99.2000	07/03/2024	---	---	99.4500	B	11/03/2024	98.6000	99.7800
300,000	1,000.00	1,000.00	2.30	14/12/2028	7	---	5	---	1	GEK TERNA S.A. (Non Convertible)	5.7500	5.1880	87.0000	87.8500	87.7960	87.7500	08/03/2024	30,000	26,429.90	87.1000	B	11/03/2024	85.0000	89.9890

Corporate Bonds Notes

Transactions Volume = (Pieces) * (Nominal Price). Transactions Value = (Pieces) * (Nominal Price) * (price %) + (Accrued interest).

The price of a Bond is stated as a percentage (%) of Bond's Nominal Price.

Nominal Price in Euros (€), except if it is noted differently.

Government Bonds

Number Listed Bonds	Nominal price	Today's Rate	Accrued Interest Calc	Exp. Date [1]	Duration (years)	Note	Coupons Date	Curr. coupon value	Trading Unit	Government Bonds	Price min	Price max	Closing price	Previous closing price/date	Volume	Transactions Value	Price	Last order Buy / Sell	Date
4,500,000	1,000.00	1.88	Actual/Actual	04/02/2035	15	---	04/02	1.88	1	GGB-FXD-040235-15Y-1.875-1.000	---	---	---	---	---	---	---	---	---
1,805,793	1,000.00	3.45	Actual/Actual	02/04/2024	5	---	02/04	3.45	1	GGB-FXD-020424-05Y-3.450-1.000	---	---	---	---	---	---	---	---	---
6,000,000	1,000.00	0.75	Actual/Actual	18/06/2031	10	---	18/06	0.75	1	GGB-FXD-180631-10Y-0.750-1.000	---	---	---	---	---	---	---	---	---
3,350,000	1,000.00	3.88	Actual/Actual	15/06/2028	5	---	15/06	3.88	1	GGB-FXD-150628-05Y-3.875-1.000	---	---	---	---	---	---	---	---	---
5,962,747,327	1.00	3.75	Actual/Actual	30/01/2028	10	---	/02 - 01/02 - 31/	3.75	1	GGB-FXD-300128-10Y-3.750-1.000	---	---	---	85.4610 13/07/2018	---	---	1.0000	B	28/11/2018
7,067,309,386	1.00	3.90	Actual/Actual	30/01/2033	15	---	/02 - 01/02 - 31/	3.90	1	GGB-FXD-300133-15Y-3.900-1.000	---	---	---	78.6730 13/07/2018	---	---	1.0000	B	28/11/2018
5,622,848,349	1.00	4.00	Actual/Actual	30/01/2037	19	---	/02 - 01/02 - 31/	4.00	1	GGB-FXD-300137-19Y-4.000-1.000	---	---	---	77.0370 13/07/2018	---	---	1.0000	B	28/11/2018
5,476,770,669	1.00	4.20	Actual/Actual	30/01/2042	24	---	/02 - 01/02 - 31/	4.20	1	GGB-FXD-300142-24Y-4.200-1.000	---	---	---	77.7640 13/07/2018	---	---	1.0000	B	28/11/2018
4,000,000	1,000.00	3.38	Actual/Actual	15/06/2034	10	---	15/06	3.38	1	GGB-FXD-150634-10Y-3.375-1.000	---	---	---	---	---	---	---	---	---
40,248,141	1.00	4.30	Actual/Actual	24/02/2025	13	---	24/02	4.30	1	GGB-FXD-240225-13Y-2.000-1.000	---	---	---	10.0000 22/06/2015	---	---	---	---	---
59,586,043	1.00	4.30	Actual/Actual	24/02/2026	14	---	24/02	4.30	1	GGB-FXD-240226-14Y-2.000-1.000	---	---	---	10.0000 22/06/2015	---	---	---	---	---
41,118,344	1.00	4.30	Actual/Actual	24/02/2027	15	---	24/02	4.30	1	GGB-FXD-240227-15Y-2.000-1.000	---	---	---	10.0000 22/06/2015	---	---	---	---	---
45,137,734	1.00	4.30	Actual/Actual	24/02/2028	16	---	24/02	4.30	1	GGB-FXD-240228-16Y-2.000-1.000	---	---	---	10.0000 22/06/2015	---	---	---	---	---
61,768,888	1.00	4.30	Actual/Actual	24/02/2029	17	---	24/02	4.30	1	GGB-FXD-240229-17Y-2.000-1.000	---	---	---	10.0000 22/06/2015	---	---	---	---	---
54,567,744	1.00	4.30	Actual/Actual	24/02/2030	18	---	24/02	4.30	1	GGB-FXD-240230-18Y-2.000-1.000	---	---	---	10.0000 22/06/2015	---	---	---	---	---
37,541,515	1.00	4.30	Actual/Actual	24/02/2031	19	---	24/02	4.30	1	GGB-FXD-240231-19Y-2.000-1.000	---	---	---	10.0000 22/06/2015	---	---	---	---	---
37,558,317	1.00	4.30	Actual/Actual	24/02/2032	20	---	24/02	4.30	1	GGB-FXD-240232-20Y-2.000-1.000	---	---	---	10.0000 22/06/2015	---	---	---	---	---
37,473,732	1.00	4.30	Actual/Actual	24/02/2033	21	---	24/02	4.30	1	GGB-FXD-240233-21Y-2.000-1.000	---	---	---	10.0000 22/06/2015	---	---	---	---	---
33,888,293	1.00	4.30	Actual/Actual	24/02/2034	22	---	24/02	4.30	1	GGB-FXD-240234-22Y-2.000-1.000	---	---	---	10.0000 22/06/2015	---	---	---	---	---
35,177,800	1.00	4.30	Actual/Actual	24/02/2035	23	---	24/02	4.30	1	GGB-FXD-240235-23Y-2.000-1.000	---	---	---	10.0000 22/06/2015	---	---	---	---	---
35,547,268	1.00	4.30	Actual/Actual	24/02/2036	24	---	24/02	4.30	1	GGB-FXD-240236-24Y-2.000-1.000	---	---	---	10.0000 22/06/2015	---	---	---	---	---
40,246,306	1.00	4.30	Actual/Actual	24/02/2037	25	---	24/02	4.30	1	GGB-FXD-240237-25Y-2.000-1.000	---	---	---	10.0000 22/06/2015	---	---	---	---	---
37,643,952	1.00	4.30	Actual/Actual	24/02/2038	26	---	24/02	4.30	1	GGB-FXD-240238-26Y-2.000-1.000	---	---	---	10.0000 22/06/2015	---	---	---	---	---
36,977,100	1.00	4.30	Actual/Actual	24/02/2039	27	---	24/02	4.30	1	GGB-FXD-240239-27Y-2.000-1.000	---	---	---	10.0000 22/06/2015	---	---	---	---	---
41,615,000	1.00	4.30	Actual/Actual	24/02/2040	28	---	24/02	4.30	1	GGB-FXD-240240-28Y-2.000-1.000	---	---	---	10.0000 22/06/2015	---	---	---	---	---
42,227,208	1.00	4.30	Actual/Actual	24/02/2041	29	---	24/02	4.30	1	GGB-FXD-240241-29Y-2.000-1.000	---	---	---	10.0000 22/06/2015	---	---	---	---	---
68,288,487	1.00	4.30	Actual/Actual	24/02/2042	30	---	24/02	4.30	1	GGB-FXD-240242-30Y-2.000-1.000	---	---	---	10.0000 22/06/2015	---	---	---	---	---
4,000,000	1,000.00	3.88	Actual/Actual	12/03/2029	10	---	12/03	3.88	1	GGB-FXD-120329-10Y-3.875-1.000	---	---	---	---	---	---	100.0000	B	15/10/2019
4,500,000	1,000.00	0.00	Actual/Actual	12/02/2026	5	---	12/02	0.00	1	GGB-FXD-120226-05Y-0.000-1.000	---	---	---	---	---	---	---	---	---
2,209,163	1,000.00	3.38	Actual/Actual	15/02/2025	7	---	15/02	3.38	1	GGB-FXD-150225-07Y-3.375-1.000	---	---	---	---	---	---	---	---	---
964,000	1,000.00	3.25	Actual/Actual	20/03/2025	6	---	20/03	3.25	1	GGB-FXD-200325-06Y-3.250-1.000	---	---	---	---	---	---	---	---	---
2,100,000	1,000.00	3.55	Actual/Actual	20/03/2026	7	---	20/03	3.55	1	GGB-FXD-200326-07Y-3.550-1.000	---	---	---	---	---	---	---	---	---
5,500,000	1,000.00	1.50	Actual/Actual	18/06/2030	10	---	18/06	1.50	1	GGB-FXD-180630-10Y-1.500-1.000	---	---	---	---	---	---	---	---	---
3,500,000	1,000.00	4.38	Actual/Actual	18/07/2038	15	---	18/07	4.38	1	GGB-FXD-180738-15Y-4.375-1.000	---	---	---	---	---	---	---	---	---
40,000	1,000.00	4.67	FLR Actual/360	18/09/2024	1	---	18/09 - 19/03	---	1	GGB-FLT-180924-01Y-4.670-1.000	---	---	---	---	---	---	---	---	---

Government Bonds Notes

Transactions Volume = (Pieces) * (Nominal Price). Transactions Value = (Pieces) * (Nominal Price) * (price %) + (Accrued interest).

The Value of current coupon for the issues with NV 0.01 euro refers to NV 100 euros

FLR: Floating Interest Rate.

[1] - The Expiration Date of the interest bearing period and the Date for coupon payment.

Government Bonds

Number Listed Bonds	Nominal price	Today's Rate	Accrued Interest Calc	Exp. Date [1]	Duration (years)	Note	Coupons Date	Curr. coupon value	Trading Unit	Government Bonds	Price min	Price max	Closing price	Previous closing price/date	Volume	Transactions Value	Price	Last order Buy / Sell	Date
5,364,250	1,000.00	3.25	Actual/Actual	20/03/2050	30	---	20/03	3.25	1	GGB-FXD-200350-30Y-3.250-1.000	---	---	---	---	---	---	---	---	---
3,924,361	1,000.00	2.00	Actual/Actual	22/04/2027	7	---	22/04	2.00	1	GGB-FXD-220427-07Y-2.000-1.000	---	---	---	---	---	---	99.9000	B	22/04/2020
2,500,000	1,000.00	1.88	Actual/Actual	23/07/2026	7	---	23/07	1.88	1	GGB-FXD-230726-07Y-1.875-1.000	---	---	---	---	---	---	---	---	---
4,900,000	1,000.00	4.25	Actual/Actual	15/06/2033	10	---	15/06	4.25	1	GGB-FXD-150633-10Y-4.250-1.000	---	---	---	---	---	---	---	---	---
3,500,000	1,000.00	1.88	Actual/Actual	24/01/2052	30	---	24/01	1.88	1	GGB-FXD-240152-30Y-1.875-1.000	---	---	---	---	---	---	---	---	---
3,700,000	1,000.00	1.75	Actual/Actual	18/06/2032	10	---	18/06	1.75	1	GGB-FXD-180632-10Y-1.750-1.000	---	---	---	---	---	---	---	---	---
2,200,000	1,000.00	1.13	FLR Actual/360	15/12/2027	5	---	- 15/12 - 15/03 -	---	1	GGB-FLT-151227-05Y-1.130-1.000	---	---	---	---	---	---	102.1600	B	30/12/2022

Government Bonds Notes

Transactions Volume = (Pieces) * (Nominal Price). Transactions Value = (Pieces) * (Nominal Price) * (price %) + (Accrued interest).

The Value of current coupon for the issues with NV 0.01 euro refers to NV 100 euros

FLR: Floating Interest Rate.

[1] - The Expiration Date of the interest bearing period and the Date for coupon payment.

Treasury Bills & Zero Coupon Government Bonds

Issue Date	13-Week Maturity									26-Week Maturity									52-Week Maturity								
	Exp. Date	Initial Rate	Num Listed Bonds	Nominal price	Issue price	Last Trade Price	Last Trade Date	Volume Traded	Note	Exp. Date	Initial Rate	Num Listed Bonds	Nominal price	Issue price	Last Trade Price	Last Trade Date	Volume Traded	Note	Exp. Date	Initial Rate	Num Listed Bonds	Nominal price	Issue price	Last Trade Price	Last Trade Date	Volume Traded	Note
09/06/2023	---	---	---	---	---	---	---	---	---	---	---	---	---	---	---	---	---	---	07/06/2024	3.84	1,600,000	1,000.00	962.60	---	---	---	---
08/09/2023	---	---	---	---	---	---	---	---	---	---	---	---	---	---	---	---	---	---	06/09/2024	3.81	812,500	1,000.00	962.90	---	---	---	---
08/12/2023	---	---	---	---	---	---	---	---	---	---	---	---	---	---	---	---	---	---	06/12/2024	3.70	600,000	1,000.00	963.90	---	---	---	---

Bonds in Circulation	Currency / Min nominal traded Value	Coupons Payment Date	Current Coupon Value	Note	Coupon	Trading Unit	Issue Date	Duration (years)	Today's Interest	A.I.C in days	Bonds	Last price of previous days		Last Outcry in Cash (euro)			Trades in Pieces	Life min	Life Max
												Price	Buy / Sell	Price	Buy / Sell	Date			
Corporate Bonds in Foreign Currency and Euro																			
103,746	GBP / 10	01/12	0.25	---	65	1	01/12/1930	98	2.5	360	National Mortgage Bank	2.27	05/02/1996	2.27	S	05/02/1996	---	2.27	2.27
0	GBP / 10	01/12	0.25	---	67	1	01/12/1928	100	2.5	360	National Mortgage Bank	---	---	---	---	---	---	---	---

Government Bonds Notes

A.I.C: Accrued Interest Calculation base.

FLR: Floating Interest Rate.

The minimum tradeable Nominal Value for all Demeterialised Government Titles is 100 Euros.

(μτφρ-0)

Athex & ATHEXClear Members List

Member Name				Stock Market			Derivatives Market		ATHEXClear Member	
	Address	Phone	Fax	Market Member	Remote Member	Market Maker	Proprietary	Market Maker	General Clearing	Direct Clearing
A. SARRIS SECURITIES S.A.				a						
6, ΔΡΑΓΑΤΣΑΝΙΟΥ 6 ΑΘΗΝΑ	2103367700									
AEONIC SECURITIES C.I.F. P.L.C.				a						
, ΛΑΪΟΥ 6, ΓΡ. 301B, ANNA COURT	35725337600									
ALPHA BANK S.A.									a	
, ΣΤΑΔΙΟΥ 40 ΑΘΗΝΑ	2103260000									
ALPHA FINANCE INVESTMENT SERVICES SINGLE MEMBER SA				a		a	a	a		a
5, ΠΑΝΕΠΙΣΤΗΜΙΟΥ 45 ΑΘΗΝΑ	2103677400									
ARGUS STOCKBROKERS LTD				a	a		a			
25, 25 ΛΕΩΦΟΡΟΣ ΔΗΜΟΣΘΕΝΗ ΣΕΒΕΡΗ	0035722717000									
ATLANTIC SECURITIES LTD				a	a					
37, ΠΡΟΔΡΟΜΟΥ 37	0035722445400									
AXON SECURITIES S.A.				a			a			
48, ΣΤΑΔΙΟΥ 48 ΑΘΗΝΑ	2103363800									
BETA SECURITIES S.A.				a		a	a			a
29, Α.ΑΛΕΞΑΝΔΡΑΣ 29 ΑΘΗΝΑ	210 6478900									
BNP PARIBAS S.A.									a	
, ΛΑΜΨΑΚΟΥ 2 ΑΘΗΝΑ	2107468525									
BOFA SECURITIES EUROPE SA				a	a					
, 51 RUE LA BOÛTIE	+33 153655555									
CAPITAL SECURITIES S.A.				a			a			
58, ΜΗΤΡΟΠΟΛΕΩΣ 58 ΑΘΗΝΑ	2103369700									
CITIGROUP GLOBAL MARKETS EUROPE AG				a	a					
16, REUTERWEG 16	+49 691366-0									
CITIGROUP GLOBAL MARKETS LIMITED				a						
1, 33 CANADA SQUARE - CANARY WHARF	+44 02079864000									
CREDIT SUISSE BANK (EUROPE), S.A.				a	a					
, CALLE AYALA 42, 3A PLANTA-B MADRID	+34917916000									
CREDIT SUISSE SECURITIES (EUROPE) LIMITED				a						
1, ONE CABOT SQUARE LONDON	+44 2078888888									
CYCLOS SECURITIES S.A.				a			a			
39, ΧΑΡΙΛΑΟΥ ΤΡΙΚΟΥΠΗ 6-8-10 ΑΘΗΝΑ	2103364300									
DEUTSCHE BANK S.A.					a					
1, GREAT WINCHESTER STREET LONDON	+44 20 754 54209	00441133361437								
EUROBANK EQUITIES INVESTMENT FIRM SINGLE MEMBER SA				a		a	a	a		a
, ΦΙΛΕΛΛΗΝΩΝ 10 & ΞΕΝΟΦΩΝΤΟΣ 13 ΑΘΗΝΑ	2103720425									
EUROBANK S.A.									a	
, ΟΘΩΝΟΣ 8 ΑΘΗΝΑ	2144043907									
EUROCORP INVESTMENT SERVICES S.A.				a			a			a
14, ΠΛ.ΦΙΛΙΚΗΣ ΕΤΑΙΡΕΙΑΣ 14 ΑΘΗΝΑ	2107263600									
EUOTRUST INVESTMENT FIRM SA				a						
113, ΣΕΒΑΣΤΟΥΠΟΛΕΩΣ 113 ΑΘΗΝΑ	2103363100									
EUROXX SECURITIES S.A.				a		a	a	a		a
7, PALEOLOGOU CHALANDRI	+30 2106879400	210-6879401								
7, PALAIOLOGOU CHALANDRI	(210)-6879400	(210)-6879401								
FREEDOM FINANCE EUROPE LTD				a	a					
, ΧΡΙΣΤΑΚΗ ΚΡΑΝΟΥ 20	035725257786									
G. A. PERVANAS SECURITIES- INVESTMENT SERVICES S.A.				a						
7-9, ΣΟΦΟΚΛΕΟΥΣ 7-9 ΑΘΗΝΑ	2103727200									
GLOBAL CAPITAL SECURITIES & FINANCIAL SERVICES LTD				a	a					
50, ΛΑΡΧΙΕΠΙΣΚΟΠΟΥ ΜΑΚΑΡΙΟΥ Γ50	0035722710710									
GREENPOST TRADING EUROPE LTD				a	a	a				
, ΚΙΜΩΝΟΣ 3, ACROPOLIS MANSIONS, 2ND FLOOR, FLAT/OFFICE 202	035722521389									
HELLENIC AMERICAN SECURITIES S.A.				a		a	a			a
27, ΑΝΔΡΕΑ ΠΑΠΑΝΔΡΕΟΥ 27 ΜΑΡΟΥΣΙ	2103311100									
HELLENIC BANK (INVESTMENTS) LTD					a					
, ΑVE.ΚΥΡΙΑΚΟΥ ΜΑΤΣΙ 31 - ΡΟ ΒΟΧ 24747 NICOSIA	+357 22500100	357 22500110								
HSBC CONTINENTAL EUROPE									a	
109-111, Α.ΜΕΣΟΓΕΙΩΝ 109-111	2106960000									
INDEX SECURITIES S.A.				a						
6, ΔΡΑΓΑΤΣΑΝΙΟΥ 6 ΑΘΗΝΑ	2103213920									

Athex & ATHEXClear Members List

Member Name				Stock Market			Derivatives Market		ATHEXClear Member	
	Address	Phone	Fax	Market Member	Remote Member	Market Maker	Proprietary	Market Maker	General Clearing	Direct Clearing
J. CHR. MAVRIKIS SECURITIES S.A.				a						
5, ΣΟΦΟΚΛΕΟΥΣ 5 ATHINA	2103216730									
KAPPA SECURITIES S.A.				a			a			
15, ΒΑΛΑΩΡΙΤΟΥ 15 ATHINA	2103678600									
KARAMANOF SECURITIES & INVESTMENT SERVICES S.A.				a						
2, ΠΛΑΤ.ΘΕΟΔΩΡΩΝ 2 ATHINA	2103212947									
LAIKI FINANCIAL SERVICES LTD					a					
26, AVE. VYRONOS NICOSIA	357 22367367	357 22718567								
LEON DEPOLAS SECURITIES S.A.				a		a	a			
1, ΧΡΗΣΤΟΥ ΛΑΔΑ 1 ATHINA	2103213276 -28									
MEGA EQUITY SECURITIES & FINANCIAL SERVICES PUBLIC LTD				a	a		a			
42-44, ΛΕΩΦ.ΓΡΙΒΑ ΔΙΓΕΝΗ 42-44	0035722711711									
MERIT SECURITIES S.A				a		a	a			a
5, ΣΟΦΟΚΛΕΟΥΣ 5 ATHINA	2141008814									
MERRILL LYNCH INTERNATIONAL				a						
2, 2 KING EDWARD STREET LONDON	+44 20276281000									
N. CHRYSOCHOIDIS SECURITIES S.A.				a			a			a
7-9, ΣΟΦΟΚΛΕΟΥΣ 7-9 ATHINA	2103213913									
NATIONAL BANK OF GREECE S.A.				a		a	a		a	
86, ΑΙΟΛΟΥ STR. ATHINA	(210)-3341000	(210)-3228187								
68, ΑΚΑΔΙΜΙΑΣ STR. ATHINA	(210)-3328817	(210)-3328678								
NATIONAL SECURITIES SINGLE MEMBER SA				a		a	a	a		
66, ΛΕΩΦΟΡΟΣ ΑΘΗΝΩΝ 128-132 & ΦΙΓΕΝΙΑΣ ATHINA	2103328784									
NUNTIUS BROKERAGE AND INVESTMENT SERVICES S.A				a						
6, ΔΡΑΓΑΤΣΑΝΙΟΥ 6 ATHINA	2103350599									
ONE PLUS CAPITAL LIMITED				a	a					
, 75 PRODROMOU AVENUE NICOSIA 1307	35722873760									
OPTIMA BANK S.A.				a		a	a	a	a	
, ΑΙΓΙΑΛΕΙΑΣ 32 & ΠΑΡΑΔΕΙΣΟΥ ΜΑΡΟΥΣΙ	210 8173000									
PANCRETA BANK S.A									a	
, ΙΚΑΡΟΥ 5	2810338746									
PANTELAKIS SECURITIES S.A.				a		a	a	a		
57, ΕΘΝΙΚΗΣ ΑΝΤΙΣΤΑΣΕΩΣ 57, ΚΤΙΠΙΟ Β CHALANDRI	2106965000									
PIRAEUS BANK S.A.				a			a		a	
, ΑΜΕΡΙΚΗΣ 4 ATHINA	2103335000									
PIRAEUS SECURITIES S. A.				a		a	a	a		a
10, ΣΤΑΔΙΟΥ 10 ATHINA	2103354100									
PROCHOICE SECURITIES LTD				a	a					
57, ΛΕΩΦ.ΣΠΥΡΟΥ ΚΥΠΡΙΑΝΟΥ 57, ΑΚΙΝΗΤΑ Φ	035724661192									
SHARELINK SECURITIES & FINANCIAL SERVICES LTD				a			a			
6, HOUSE-ΘΕΟΤΟΚΗ 6 ΜΕΓΑΡΟ ΕΛΛΗΝΑ	+357 22554200									
SOCIETE GENERALE S.A.				a	a		a			
, 17 COURS VALMY, CEDEX	+157290504									
SOLIDUS SECURITIES S.A				a			a			a
64, ΛΟΥΙΖΗΣ ΠΙΑΝΚΟΥΡ 64 ATHINA	2106900600									
ST. EM. LAVRENTAKIS SECURITIES S.A.				a			a			
7-9, ΣΟΦΟΚΛΕΟΥΣ 7-9 ATHINA	2103213336									
THE CYPRUS INVESTMENT & SECURITIES CORPORATION LTD				a	a					
154, 1 AG. PROKOPIΟΥ & POSIDONOS 1ST FLOOR	0035722121700									
UBS EUROPE SE				a	a					
, OPERNTURM, BOCKENHEIMER LANDSTRASSE 2-4	496921790									
UBS LIMITED					a					
1, FINSBURY AVENUE LONDON	+44 2075687135									

List of Stocks under Market Making operations

Securities	Market Maker	Start Market Making	Stock Category
MLS MULTIMEDIA SA (CR)			Suspension Status
	PIRAEUS SECURITIES S. A.	01/08/2019	
ALPHA ETF FTSE Athex Large Cap			Exchange Traded Funds (ETFs)
	ALPHA FINANCE INVESTMENT SERVICES SINGLE MEMBER SA	02/01/1900	
	NATIONAL SECURITIES SINGLE MEMBER SA	02/01/1900	
ADMIE (IPTO) HOLDING S.A. (CR)			Main Market
	EUROBANK EQUITIES INVESTMENT FIRM SINGLE MEMBER SA	24/05/2021	
	HELLENIC AMERICAN SECURITIES S.A.	09/03/2020	
	PIRAEUS SECURITIES S. A.	29/06/2017	
AEGEAN AIRLINES (CR)			Main Market
	EUROBANK EQUITIES INVESTMENT FIRM SINGLE MEMBER SA	22/09/2020	
ALPHA SERVICES HOLD (CR)			Main Market
	ALPHA FINANCE INVESTMENT SERVICES SINGLE MEMBER SA	29/02/2016	
	EUROBANK EQUITIES INVESTMENT FIRM SINGLE MEMBER SA	22/10/2006	
	GREENPOST TRADING EUROPE LTD	12/06/2023	
	HELLENIC AMERICAN SECURITIES S.A.	25/07/2014	
	LEON DEPOLAS SECURITIES S.A.	04/01/2016	
	MERIT SECURITIES S.A	03/09/2012	
	NATIONAL SECURITIES SINGLE MEMBER SA	02/01/1900	
	PIRAEUS SECURITIES S. A.	28/05/2009	
ALPHA TRUST HOLDINGS (CR)			Main Market
	EUROBANK EQUITIES INVESTMENT FIRM SINGLE MEMBER SA	06/02/2023	
	LEON DEPOLAS SECURITIES S.A.	04/01/2021	
ALUMIL (CR)			Main Market
	PIRAEUS SECURITIES S. A.	31/07/2023	
ANDROMEDA SA (CR)			Main Market
	BETA SECURITIES S.A.	15/02/2021	
	OPTIMA BANK S.A.	03/04/2023	
ATTICA BANK S.A. (CR)			Main Market
	EUROXX SECURITIES S.A.	22/01/2016	
AUSTRIACARD (CB)			Main Market
	BETA SECURITIES S.A.	23/03/2023	
	EUROBANK EQUITIES INVESTMENT FIRM SINGLE MEMBER SA	15/05/2023	
AUTOHELLAS SA (CR)			Main Market
	ALPHA FINANCE INVESTMENT SERVICES SINGLE MEMBER SA	01/07/2019	
	EUROXX SECURITIES S.A.	02/07/2018	
AVAX S.A. (CR)			Main Market
	EUROBANK EQUITIES INVESTMENT FIRM SINGLE MEMBER SA	14/12/2015	
	OPTIMA BANK S.A.	04/09/2023	
	PIRAEUS SECURITIES S. A.	01/02/2021	
AVE (CR)			Main Market
	EUROXX SECURITIES S.A.	05/06/2020	
BRIQ PROPERTIES (CR)			Main Market
	EUROBANK EQUITIES INVESTMENT FIRM SINGLE MEMBER SA	09/09/2019	
	LEON DEPOLAS SECURITIES S.A.	22/02/2021	
	PIRAEUS SECURITIES S. A.	05/02/2024	
CC HBC AG (CR)			Main Market
	BETA SECURITIES S.A.	08/03/2021	
	NATIONAL SECURITIES SINGLE MEMBER SA	02/01/1900	
	PIRAEUS SECURITIES S. A.	04/05/2015	
CENERGY HOLDINGS (CB)			Main Market
	ALPHA FINANCE INVESTMENT SERVICES SINGLE MEMBER SA	02/01/2016	
	EUROBANK EQUITIES INVESTMENT FIRM SINGLE MEMBER SA	02/01/2016	
	OPTIMA BANK S.A.	14/03/2022	
	PANTELAKIS SECURITIES S.A.	27/12/2022	
CNL CAPITAL (CR)			Main Market
	MERIT SECURITIES S.A	01/10/2018	
DIMAND (CR)			Main Market
	ALPHA FINANCE INVESTMENT SERVICES SINGLE MEMBER SA	08/08/2022	
	EUROBANK EQUITIES INVESTMENT FIRM SINGLE MEMBER SA	08/08/2022	
	PANTELAKIS SECURITIES S.A.	15/05/2023	
EKTER SA (CR)			Main Market
	BETA SECURITIES S.A.	26/09/2022	
	EUROBANK EQUITIES INVESTMENT FIRM SINGLE MEMBER SA	16/10/2017	
	LEON DEPOLAS SECURITIES S.A.	21/05/2018	
ELASTRON (CR)			Main Market
	LEON DEPOLAS SECURITIES S.A.	20/02/2017	

List of Stocks under Market Making operations

Securities	Stock Category
Market Maker	Start Market Making
ELLAKTOR (CR)	Main Market
ALPHA FINANCE INVESTMENT SERVICES SINGLE MEMBER SA	18/03/2019
EUROBANK EQUITIES INVESTMENT FIRM SINGLE MEMBER SA	01/06/2012
EUROXX SECURITIES S.A.	24/09/2018
NATIONAL SECURITIES SINGLE MEMBER SA	02/01/1900
PIRAEUS SECURITIES S. A.	22/10/2018
ELTON SA (CR)	Main Market
OPTIMA BANK S.A.	30/01/2023
ELVALHALCOR (CR)	Main Market
ALPHA FINANCE INVESTMENT SERVICES SINGLE MEMBER SA	07/05/2018
BETA SECURITIES S.A.	09/01/2023
EUROBANK EQUITIES INVESTMENT FIRM SINGLE MEMBER SA	07/05/2018
ENTERSOFT (CR)	Main Market
ALPHA FINANCE INVESTMENT SERVICES SINGLE MEMBER SA	23/03/2023
EUROBANK EQUITIES INVESTMENT FIRM SINGLE MEMBER SA	22/06/2020
EUROBANK HOLDINGS (CR)	Main Market
ALPHA FINANCE INVESTMENT SERVICES SINGLE MEMBER SA	09/01/2006
EUROBANK EQUITIES INVESTMENT FIRM SINGLE MEMBER SA	01/06/2012
GREENPOST TRADING EUROPE LTD	12/06/2023
HELLENIC AMERICAN SECURITIES S.A.	25/07/2014
LEON DEPOLAS SECURITIES S.A.	30/11/2018
MERIT SECURITIES S.A	06/11/2017
NATIONAL SECURITIES SINGLE MEMBER SA	02/01/1900
PIRAEUS SECURITIES S. A.	28/09/2009
EUROCONSULTANTS S.A. (CR)	Main Market
OPTIMA BANK S.A.	01/02/2023
EYDAP S.A. (CR)	Main Market
ALPHA FINANCE INVESTMENT SERVICES SINGLE MEMBER SA	27/01/2020
EUROBANK EQUITIES INVESTMENT FIRM SINGLE MEMBER SA	10/06/2019
FOURLIS (CR)	Main Market
EUROBANK EQUITIES INVESTMENT FIRM SINGLE MEMBER SA	01/12/2016
PIRAEUS SECURITIES S. A.	06/03/2017
GEK TERNA (CR)	Main Market
BETA SECURITIES S.A.	08/03/2021
EUROBANK EQUITIES INVESTMENT FIRM SINGLE MEMBER SA	24/05/2021
PIRAEUS SECURITIES S. A.	29/08/2019
GR. SARANTIS S.A. (CR)	Main Market
BETA SECURITIES S.A.	14/05/2012
EUROBANK EQUITIES INVESTMENT FIRM SINGLE MEMBER SA	24/10/2016
HELLENIC EXCHANGES-A.S.E. (CR)	Main Market
HELLENIC AMERICAN SECURITIES S.A.	01/09/2014
NATIONAL SECURITIES SINGLE MEMBER SA	02/01/1900
PIRAEUS SECURITIES S. A.	04/05/2015
HELLENIQ ENERGY (CR)	Main Market
ALPHA FINANCE INVESTMENT SERVICES SINGLE MEMBER SA	07/11/2023
EUROBANK EQUITIES INVESTMENT FIRM SINGLE MEMBER SA	01/11/2023
HELLENIC AMERICAN SECURITIES S.A.	14/09/2015
PIRAEUS SECURITIES S. A.	20/03/2017
IDEAL HOLDINGS (CR)	Main Market
EUROBANK EQUITIES INVESTMENT FIRM SINGLE MEMBER SA	07/06/2021
PIRAEUS SECURITIES S. A.	07/06/2021
INTERCONTINENTAL (CR)	Main Market
LEON DEPOLAS SECURITIES S.A.	03/06/2019
INTERLIFE G.C.I.(CR)	Main Market
BETA SECURITIES S.A.	24/10/2022
PIRAEUS SECURITIES S. A.	22/01/2024
INTERWOOD-XYLEMPORIA (CR)	Main Market
EUROBANK EQUITIES INVESTMENT FIRM SINGLE MEMBER SA	05/07/2021
PANTELAKIS SECURITIES S.A.	01/07/2021
INTRAKAT (CR)	Main Market
BETA SECURITIES S.A.	04/10/2021
PANTELAKIS SECURITIES S.A.	10/10/2022

List of Stocks under Market Making operations

Securities	Market Maker	Start Market Making	Stock Category
JUMBO SA (CR)			
	BETA SECURITIES S.A.	01/02/2021	Main Market
	EUROBANK EQUITIES INVESTMENT FIRM SINGLE MEMBER SA	25/05/2020	
	GREENPOST TRADING EUROPE LTD	12/06/2023	
	MERIT SECURITIES S.A	06/11/2017	
	PIRAEUS SECURITIES S. A.	06/03/2017	
KLOUKINAS - LAPPAS SA (CR)			
	OPTIMA BANK S.A.	02/01/2023	Main Market
KRI-KRI S.A. (CR)			
	EUROBANK EQUITIES INVESTMENT FIRM SINGLE MEMBER SA	07/05/2018	Main Market
	LEON DEPOLAS SECURITIES S.A.	16/01/2017	
	PIRAEUS SECURITIES S. A.	11/12/2023	
LAMDA DEVELOPMENT SA (CR)			
	EUROBANK EQUITIES INVESTMENT FIRM SINGLE MEMBER SA	08/12/2014	Main Market
	PANTELAKIS SECURITIES S.A.	06/11/2017	
	PIRAEUS SECURITIES S. A.	29/06/2017	
LAMPSA HOTEL SA (CR)			
	LEON DEPOLAS SECURITIES S.A.	16/01/2017	Main Market
MOTODYNAMICS S.A. (CR)			
	OPTIMA BANK S.A.	25/08/2023	Main Market
MOTOR OIL (CR)			
	BETA SECURITIES S.A.	08/03/2021	Main Market
	EUROBANK EQUITIES INVESTMENT FIRM SINGLE MEMBER SA	22/10/2006	
	GREENPOST TRADING EUROPE LTD	12/06/2023	
	LEON DEPOLAS SECURITIES S.A.	01/04/2019	
	MERIT SECURITIES S.A	25/02/2019	
	NATIONAL SECURITIES SINGLE MEMBER SA	02/01/1900	
	PIRAEUS SECURITIES S. A.	04/05/2015	
MPLE KEDROS (CR)			
	OPTIMA BANK S.A.	16/10/2023	Main Market
	OPTIMA BANK S.A.	08/11/2023	
MYTILINEOS (CR)			
	ALPHA FINANCE INVESTMENT SERVICES SINGLE MEMBER SA	15/04/2019	Main Market
	BETA SECURITIES S.A.	11/04/2022	
	EUROBANK EQUITIES INVESTMENT FIRM SINGLE MEMBER SA	20/09/2017	
	GREENPOST TRADING EUROPE LTD	12/06/2023	
	MERIT SECURITIES S.A	25/02/2019	
	NATIONAL SECURITIES SINGLE MEMBER SA	02/01/1900	
	PIRAEUS SECURITIES S. A.	04/05/2015	
NAFPAKTOS TEXTILE (CR)			
	OPTIMA BANK S.A.	29/01/2024	Main Market
NATIONAL BANK (CR)			
	ALPHA FINANCE INVESTMENT SERVICES SINGLE MEMBER SA	09/01/2006	Main Market
	EUROBANK EQUITIES INVESTMENT FIRM SINGLE MEMBER SA	22/10/2006	
	GREENPOST TRADING EUROPE LTD	12/06/2023	
	HELLENIC AMERICAN SECURITIES S.A.	25/07/2014	
	LEON DEPOLAS SECURITIES S.A.	20/05/2015	
	MERIT SECURITIES S.A	03/09/2012	
	NATIONAL SECURITIES SINGLE MEMBER SA	02/01/1900	
	PIRAEUS SECURITIES S. A.	08/09/2008	
OPAP (CR)			
	ALPHA FINANCE INVESTMENT SERVICES SINGLE MEMBER SA	09/01/2006	Main Market
	EUROBANK EQUITIES INVESTMENT FIRM SINGLE MEMBER SA	22/10/2006	
	GREENPOST TRADING EUROPE LTD	12/06/2023	
	HELLENIC AMERICAN SECURITIES S.A.	25/07/2014	
	MERIT SECURITIES S.A	20/03/2017	
	NATIONAL SECURITIES SINGLE MEMBER SA	02/01/1900	
	PIRAEUS SECURITIES S. A.	04/05/2015	
OPTIMA BANK (CR)			
	ALPHA FINANCE INVESTMENT SERVICES SINGLE MEMBER SA	12/12/2023	Main Market
	EUROBANK EQUITIES INVESTMENT FIRM SINGLE MEMBER SA	11/12/2023	
	OPTIMA BANK S.A.	06/11/2023	
ORILINA PROPERTIES REIC (CR)			
	EUROBANK EQUITIES INVESTMENT FIRM SINGLE MEMBER SA	11/12/2023	Main Market
	LEON DEPOLAS SECURITIES S.A.	11/12/2023	

List of Stocks under Market Making operations

Securities	Stock Category
Market Maker	Start Market Making
OTE (CR)	Main Market
ALPHA FINANCE INVESTMENT SERVICES SINGLE MEMBER SA	09/01/2006
EUROBANK EQUITIES INVESTMENT FIRM SINGLE MEMBER SA	22/10/2006
GREENPOST TRADING EUROPE LTD	12/06/2023
HELLENIC AMERICAN SECURITIES S.A.	25/07/2014
LEON DEPOLAS SECURITIES S.A.	20/04/2015
MERIT SECURITIES S.A	20/03/2017
NATIONAL SECURITIES SINGLE MEMBER SA	02/01/1900
PIRAEUS SECURITIES S. A.	08/09/2008
P.P.A. S.A. (CR)	Main Market
EUROBANK EQUITIES INVESTMENT FIRM SINGLE MEMBER SA	06/02/2019
PAPOUTSANIS (CR)	Main Market
ALPHA FINANCE INVESTMENT SERVICES SINGLE MEMBER SA	19/11/2018
BETA SECURITIES S.A.	25/11/2013
PETROPOULOS PETROS (CR)	Main Market
EUROBANK EQUITIES INVESTMENT FIRM SINGLE MEMBER SA	01/04/2019
PANTELAKIS SECURITIES S.A.	16/03/2020
PIRAEUS FINANCIAL HOLD (CR)	Main Market
ALPHA FINANCE INVESTMENT SERVICES SINGLE MEMBER SA	15/04/2019
EUROBANK EQUITIES INVESTMENT FIRM SINGLE MEMBER SA	22/10/2006
EUROXX SECURITIES S.A.	15/02/2016
GREENPOST TRADING EUROPE LTD	12/06/2023
HELLENIC AMERICAN SECURITIES S.A.	25/07/2014
LEON DEPOLAS SECURITIES S.A.	30/11/2018
MERIT SECURITIES S.A	16/09/2013
NATIONAL SECURITIES SINGLE MEMBER SA	02/01/1900
PIRAEUS SECURITIES S. A.	16/02/2009
PPC (CR)	Main Market
ALPHA FINANCE INVESTMENT SERVICES SINGLE MEMBER SA	09/01/2006
BETA SECURITIES S.A.	01/02/2021
EUROBANK EQUITIES INVESTMENT FIRM SINGLE MEMBER SA	22/10/2006
GREENPOST TRADING EUROPE LTD	12/06/2023
HELLENIC AMERICAN SECURITIES S.A.	01/09/2014
MERIT SECURITIES S.A	06/11/2017
NATIONAL SECURITIES SINGLE MEMBER SA	02/01/1900
PIRAEUS SECURITIES S. A.	28/09/2009
PREMA (CR)	Main Market
BETA SECURITIES S.A.	01/06/2021
LEON DEPOLAS SECURITIES S.A.	05/12/2022
PANTELAKIS SECURITIES S.A.	23/12/2021
PROFILE SA (CR)	Main Market
OPTIMA BANK S.A.	03/04/2023
PANTELAKIS SECURITIES S.A.	01/07/2019
QUALITY & RELIABILITY SA (CR)	Main Market
OPTIMA BANK S.A.	03/01/2023
QUEST HOLDINGS (CR)	Main Market
BETA SECURITIES S.A.	26/03/2018
EUROBANK EQUITIES INVESTMENT FIRM SINGLE MEMBER SA	28/01/2019
REVOIL (CR)	Main Market
BETA SECURITIES S.A.	26/06/2023
SIDMA STEEL (CR)	Main Market
OPTIMA BANK S.A.	25/05/2023
SPACE HELLAS SA (CR)	Main Market
MERIT SECURITIES S.A	09/12/2022
TECHNICAL OLYMPIC SA (CR)	Main Market
OPTIMA BANK S.A.	05/07/2023
TERNA ENERGY (CR)	Main Market
EUROBANK EQUITIES INVESTMENT FIRM SINGLE MEMBER SA	24/05/2021
PIRAEUS SECURITIES S. A.	09/12/2019
THRACE PLASTICS SA (CR)	Main Market
ALPHA FINANCE INVESTMENT SERVICES SINGLE MEMBER SA	26/03/2018
EUROBANK EQUITIES INVESTMENT FIRM SINGLE MEMBER SA	26/03/2018
TITAN CEMENT (CB)	Main Market
BETA SECURITIES S.A.	01/02/2021
EUROBANK EQUITIES INVESTMENT FIRM SINGLE MEMBER SA	06/11/2019
PIRAEUS SECURITIES S. A.	18/01/2021

List of Stocks under Market Making operations

Securities	Market Maker	Start Market Making	Stock Category
TRADE ESTATES REIC (CR)			
			Main Market
	EUROBANK EQUITIES INVESTMENT FIRM SINGLE MEMBER SA	08/11/2023	
	EUROBANK EQUITIES INVESTMENT FIRM SINGLE MEMBER SA	10/11/2023	
	PANTELAKIS SECURITIES S.A.	08/11/2023	
	PANTELAKIS SECURITIES S.A.	10/11/2023	
TZIRAKIAN PROFIL (CR)			
			Main Market
	LEON DEPOLAS SECURITIES S.A.	19/07/2021	
VIOHALCO SA/NV (CB)			
			Main Market
	ALPHA FINANCE INVESTMENT SERVICES SINGLE MEMBER SA	11/03/2008	
	EUROBANK EQUITIES INVESTMENT FIRM SINGLE MEMBER SA	04/03/2014	
	MERIT SECURITIES S.A	17/03/2014	

Underlying Asset				Derivatives Market														
Price max	Price min	Closing price	change	Delivery Month	Open price	Price max	Price min	Last price	Closing price	Last Bid	Last Ask	Fixing price*	Life high	Life low	Trades	Volume	Open Interest	
(Trade Unit: 1 Index Point x 2€, Cash Settlement)																		
FTSE/Athex Large Cap																		
3,458.65	3,365.62	3,365.62	-2.68%	March 2024	3,449.00	3,462.25	3,373.00	3,373.00	3,373.00	---	---		3,508.00	---	252	2,364	4,499	
				April 2024	3,445.00	3,466.00	3,370.00	3,370.00	3,370.00	---	---		3,502.50	---	248	2,025	602	
				May 2024	3,454.00	3,454.00	3,454.00	3,454.00	3,454.00	---	---		3,454.00	---	1	20	---	
				June 2024	---	---	---	---	3,478.25	---	---		---	---	---	---	---	
				September 2024	---	---	---	---	3,495.75	---	---		---	---	---	---	---	
				December 2024	---	---	---	---	3,513.25	---	---		---	---	---	---	---	
(Trade Unit: 1 Index Point x 15€, Cash Settlement)																		
FTSE/Athex Banks																		
1,236.55	1,200.32	1,202.70	-2.28%	March 2024	1,239.50	1,239.50	1,207.00	1,210.00	1,210.00	---	---		1,271.25	---	21	313	1,474	
				June 2024	1,258.50	1,258.50	1,234.00	1,235.00	1,235.00	---	---		1,290.00	---	6	278	267	
				September 2024	---	---	---	---	1,244.25	---	---		---	---	---	---	---	
				December 2024	---	---	---	---	1,250.25	---	---		---	---	---	---	---	
(Trade Unit: 1 Index Point x 2€, Cash Settlement)																		
MSCI GREECE REBASED																		
5,539.58	5,385.77	5,385.77	-2.73%	March 2024	5,520.25	5,520.25	5,520.25	5,520.25	5,520.25	---	---		5,535.25	---	2	80	202	
				April 2024	5,519.25	5,519.25	5,519.25	5,519.25	5,519.25	---	---		5,519.25	---	2	80	130	
				May 2024	---	---	---	---	5,511.25	---	---		5,547.00	---	---	---	10	
				June 2024	---	---	---	---	5,502.00	---	---		5,463.25	---	---	---	10	
				July 2024	---	---	---	---	5,577.75	---	---		---	---	---	---	---	
				August 2024	---	---	---	---	5,586.25	---	---		---	---	---	---	---	
				September 2024	---	---	---	---	5,597.00	---	---		---	---	---	---	---	
				December 2024	---	---	---	---	5,625.00	---	---		---	---	---	---	---	

Derivatives notes

Fixing prices and final open positions can be retrieved from the following path <http://www.helex.gr/el/web/guest/statistics-end-of-day-derivatives>

Underlying Asset				Derivatives Market													
Price max	Price min	Closing price	change	Delivery Month	Open price	Price max	Price min	Last price	Closing price	Last Bid	Last Ask	Fixing price*	Life high	Life low	Trades	Volume	Open Interest
(Contract Size: 100 Securities, Physical Delivery)																	
2.305	2.24	2.24	-2.61%	March 2024	2.30	2.30	2.26	2.26	2.26	---	---	---	2.43	---	91	5,605	27,046
				June 2024	2.33	2.34	2.28	2.30	2.30	---	---	---	2.44	---	71	5,363	2,694
				September 2024	---	---	---	---	2.33	---	---	---	---	---	---	---	---
				December 2024	---	---	---	---	2.34	---	---	---	---	---	---	---	---
(Contract Size: 100 Securities, Physical Delivery)																	
12.8	12.34	12.34	-2.53%	March 2024	12.74	12.74	12.34	12.34	12.34	---	---	---	12.86	---	43	255	5,981
				June 2024	12.60	12.62	12.23	12.25	12.25	---	---	---	12.77	---	25	83	211
				September 2024	---	---	---	---	12.80	---	---	---	---	---	---	---	---
				December 2024	---	---	---	---	12.86	---	---	---	---	---	---	---	---
(Contract Size: 100 Securities, Physical Delivery)																	
1.723	1.675	1.6785	-2.36%	March 2024	1.70	1.72	1.66	1.67	1.67	---	---	---	1.80	---	373	39,014	173,353
				June 2024	1.74	1.74	1.69	1.69	1.69	---	---	---	1.82	---	263	32,876	24,830
				September 2024	---	---	---	---	1.74	---	---	---	---	---	---	---	---
				December 2024	---	---	---	---	1.75	---	---	---	---	---	---	---	---
(Contract Size: 100 Securities, Physical Delivery)																	
8.8	8.61	8.619	-0.44%	March 2024	---	---	---	---	8.66	---	---	---	---	---	---	---	---
				June 2024	8.48	8.53	8.48	8.50	8.50	---	---	---	8.53	8.45	13	95	25
				September 2024	---	---	---	---	8.75	---	---	---	---	---	---	---	---
				December 2024	---	---	---	---	8.80	---	---	---	---	---	---	---	---
(Contract Size: 100 Securities, Physical Delivery)																	
13.7	12.9	13.02	-3.27%	March 2024	13.49	13.49	13.49	13.49	13.49	---	---	---	14.10	---	2	31	225
				June 2024	12.89	13.05	12.89	13.05	13.05	---	---	---	13.67	---	2	31	80
				September 2024	---	---	---	---	13.61	---	---	---	---	---	---	---	---
				December 2024	---	---	---	---	13.67	---	---	---	---	---	---	---	---
(Contract Size: 100 Securities, Physical Delivery)																	
1.648	1.62	1.62	-1.70%	March 2024	1.65	1.65	1.61	1.61	1.61	---	---	---	1.96	---	28	314	1,180
				June 2024	1.68	1.68	1.63	1.67	1.67	---	---	---	1.72	---	16	281	178
				September 2024	---	---	---	---	1.67	---	---	---	---	---	---	---	---
				December 2024	---	---	---	---	1.67	---	---	---	---	---	---	---	---
(Contract Size: 100 Securities, Physical Delivery)																	
28.94	28.19	28.19	-2.12%	March 2024	28.72	28.75	28.64	28.65	28.65	---	---	---	29.23	---	5	21	121
				June 2024	28.45	28.55	28.26	28.55	28.55	---	---	---	29.10	---	5	18	41
				September 2024	---	---	---	---	29.11	---	---	---	---	---	---	---	---
				December 2024	---	---	---	---	29.26	---	---	---	---	---	---	---	---

Derivatives notes

Fixing prices and final open positions can be retrieved from the following path <http://www.helex.gr/el/web/guest/statistics-end-of-day-derivatives>

Underlying Asset				Derivatives Market													
Price max	Price min	Closing price	change	Delivery Month	Open price	Price max	Price min	Last price	Closing price	Last Bid	Last Ask	Fixing price*	Life high	Life low	Trades	Volume	Open Interest
CENERGY HOLDINGS (CB)				(Contract Size: 100 Securities, Physical Delivery)													
7.24	6.97	7.01	-2.64%	March 2024	7.20	7.20	6.97	7.00	7.00	---	---	---	7.60	---	60	388	5,086
				June 2024	7.30	7.30	7.06	7.09	7.09	---	---	---	7.61	---	20	187	306
				September 2024	---	---	---	---	7.28	---	---	---	---	---	---	---	---
				December 2024	---	---	---	---	7.31	---	---	---	---	---	---	---	---
ELLAKTOR (CR)				(Contract Size: 100 Securities, Physical Delivery)													
2.6	2.5	2.5	-4.21%	March 2024	2.58	2.58	2.53	2.53	2.53	---	---	---	2.84	---	50	507	4,358
				June 2024	2.61	2.61	2.56	2.56	2.56	---	---	---	2.70	---	19	282	46
				September 2024	---	---	---	---	2.64	---	---	---	---	---	---	---	---
				December 2024	---	---	---	---	2.65	---	---	---	---	---	---	---	---
ELVALHALCOR (CR)				(Contract Size: 100 Securities, Physical Delivery)													
2.03	1.948	1.948	-4.04%	March 2024	2.00	2.00	1.93	1.93	1.93	---	---	---	2.44	---	79	1,420	4,495
				June 2024	2.03	2.07	1.96	1.98	1.98	---	---	---	2.28	---	43	482	838
				September 2024	---	---	---	---	2.05	---	---	---	---	---	---	---	---
				December 2024	---	---	---	---	2.06	---	---	---	---	---	---	---	---
EUROBANK HOLDINGS (CR)				(Contract Size: 100 Securities, Physical Delivery)													
1.92	1.835	1.843	-3.56%	March 2024	1.92	1.92	1.83	1.83	1.83	---	---	---	1.95	---	60	3,521	27,659
				June 2024	1.90	1.93	1.86	1.86	1.86	---	---	---	2.00	---	67	2,906	3,272
				September 2024	---	---	---	---	1.93	---	---	---	---	---	---	---	---
				December 2024	---	---	---	---	1.94	---	---	---	---	---	---	---	---
EYDAP S.A. (CR)				(Contract Size: 100 Securities, Physical Delivery)													
5.69	5.5	5.5	-2.83%	March 2024	5.65	5.65	5.59	5.59	5.59	---	---	---	6.35	---	8	50	1,667
				June 2024	5.73	5.73	5.63	5.63	5.63	---	---	---	5.75	---	6	40	3,405
				September 2024	---	---	---	---	5.72	---	---	---	---	---	---	---	---
				December 2024	---	---	---	---	5.75	---	---	---	---	---	---	---	---
FOURLIS (CR)				(Contract Size: 100 Securities, Physical Delivery)													
4.32	4.2	4.2	-2.10%	March 2024	4.29	4.29	4.20	4.20	4.20	---	---	---	4.46	---	20	263	1,404
				June 2024	4.29	4.33	4.27	4.27	4.27	---	---	---	4.37	---	22	275	2
				September 2024	---	---	---	---	4.34	---	---	---	---	---	---	---	---
				December 2024	---	---	---	---	4.36	---	---	---	---	---	---	---	---
GEK TERNA (CR)				(Contract Size: 100 Securities, Physical Delivery)													
15.66	15.16	15.18	-2.57%	March 2024	15.74	15.74	15.18	15.23	15.23	---	---	---	15.74	---	62	873	8,896
				June 2024	15.74	15.86	15.31	15.31	15.31	---	---	---	15.86	---	94	1,004	5,143
				September 2024	---	---	---	---	15.75	---	---	---	---	---	---	---	---
				December 2024	---	---	---	---	15.83	---	---	---	---	---	---	---	---

Derivatives notes

Fixing prices and final open positions can be retrieved from the following path <http://www.helex.gr/el/web/guest/statistics-end-of-day-derivatives>

Underlying Asset				Derivatives Market													
Price max	Price min	Closing price	change	Delivery Month	Open price	Price max	Price min	Last price	Closing price	Last Bid	Last Ask	Fixing price*	Life high	Life low	Trades	Volume	Open Interest
HELLENIC EXCHANGES-A.S.E. (CR)				(Contract Size: 100 Securities, Physical Delivery)													
5.55	5.34	5.34	-4.30%	March 2024	5.55	5.55	5.36	5.36	5.36	---	---	---	5.94	---	78	1,560	9,627
				June 2024	5.58	5.60	5.42	5.43	5.43	---	---	---	5.71	---	59	1,290	391
				September 2024	---	---	---	---	5.64	---	---	---	---	---	---	---	---
				December 2024	---	---	---	---	5.67	---	---	---	---	---	---	---	---
HELLENIQ ENERGY (CR)				(Contract Size: 100 Securities, Physical Delivery)													
8.16	7.99	7.99	-1.60%	March 2024	8.14	8.15	8.01	8.01	8.01	---	---	---	8.37	---	94	1,276	4,470
				June 2024	8.22	8.27	8.12	8.13	8.13	---	---	---	8.46	---	26	795	1,078
				September 2024	---	---	---	---	8.21	---	---	---	---	---	---	---	---
				December 2024	---	---	---	---	8.25	---	---	---	---	---	---	---	---
INTRACOM HOLDINGS (CR)				(Contract Size: 100 Securities, Physical Delivery)													
3.91	3.68	3.68	-5.40%	March 2024	3.87	3.90	3.67	3.71	3.71	---	---	---	4.36	---	129	1,125	8,129
				June 2024	3.90	3.96	3.75	3.88	3.88	---	---	---	4.30	---	83	857	668
				September 2024	---	---	---	---	3.93	---	---	---	---	---	---	---	---
				December 2024	---	---	---	---	3.95	---	---	---	---	---	---	---	---
INTRAKAT (CR)				(Contract Size: 100 Securities, Physical Delivery)													
5.59	5.37	5.5	-1.79%	March 2024	5.54	5.54	5.39	5.45	5.45	---	---	---	5.65	---	97	437	2,848
				June 2024	5.50	5.50	5.39	5.47	5.47	---	---	---	5.66	---	78	479	665
				September 2024	---	---	---	---	5.66	---	---	---	---	---	---	---	---
				December 2024	---	---	---	---	5.69	---	---	---	---	---	---	---	---
JUMBO SA (CR)				(Contract Size: 100 Securities, Physical Delivery)													
27	26.08	26.08	-2.47%	March 2024	26.60	26.62	26.38	26.38	26.38	---	---	---	28.00	---	8	64	558
				June 2024	26.37	26.37	26.10	26.10	26.10	---	---	---	27.03	---	4	60	41
				September 2024	---	---	---	---	27.03	---	---	---	---	---	---	---	---
				December 2024	---	---	---	---	27.17	---	---	---	---	---	---	---	---
LAMDA DEVELOPMENT SA (CR)				(Contract Size: 100 Securities, Physical Delivery)													
6.875	6.75	6.77	-1.46%	March 2024	6.89	6.89	6.75	6.79	6.79	---	---	---	7.37	---	130	1,353	7,683
				June 2024	6.99	7.00	6.85	6.90	6.90	---	---	---	7.00	---	13	486	184
				September 2024	---	---	---	---	6.94	---	---	---	---	---	---	---	---
				December 2024	---	---	---	---	6.98	---	---	---	---	---	---	---	---
MIG (CR)				(Contract Size: 100 Securities, Physical Delivery)													
4.2	4.125	4.125	-1.79%	March 2024	---	---	---	---	4.20	---	---	---	5.30	---	---	---	109
				June 2024	4.16	4.16	4.16	4.16	4.16	---	---	---	4.25	---	1	5	1
				September 2024	---	---	---	---	4.25	---	---	---	---	---	---	---	---
				December 2024	---	---	---	---	4.27	---	---	---	---	---	---	---	---

Derivatives notes

Fixing prices and final open positions can be retrieved from the following path <http://www.helex.gr/el/web/guest/statistics-end-of-day-derivatives>

Underlying Asset				Derivatives Market													
Price max	Price min	Closing price	change	Delivery Month	Open price	Price max	Price min	Last price	Closing price	Last Bid	Last Ask	Fixing price*	Life high	Life low	Trades	Volume	Open Interest
MOTOR OIL (CR)				(Contract Size: 100 Securities, Physical Delivery)													
27.8	26.4	26.4	-5.04%	March 2024	27.56	27.56	26.68	26.68	26.68	---	---	---	28.09	---	24	115	509
				June 2024	27.90	27.90	27.00	27.00	27.00	---	---	---	27.99	---	12	57	4
				September 2024	---	---	---	---	28.10	---	---	---	---	---	---	---	---
				December 2024	---	---	---	---	28.24	---	---	---	---	---	---	---	---
MYTILINEOS (CR)				(Contract Size: 100 Securities, Physical Delivery)													
36.66	35.32	35.32	-4.02%	March 2024	36.47	36.52	35.51	35.51	35.51	---	---	---	39.80	---	116	633	3,987
				June 2024	37.14	37.18	36.01	36.02	36.02	---	---	---	37.32	---	95	585	924
				September 2024	---	---	---	---	37.20	---	---	---	---	---	---	---	---
				December 2024	---	---	---	---	37.39	---	---	---	---	---	---	---	---
NATIONAL BANK (CR)				(Contract Size: 100 Securities, Physical Delivery)													
7.136	6.904	6.904	-1.57%	March 2024	7.04	7.14	6.91	6.91	6.91	---	---	---	7.35	---	195	2,729	13,155
				June 2024	7.09	7.20	6.99	6.99	6.99	---	---	---	7.37	---	75	587	1,301
				September 2024	---	---	---	---	7.09	---	---	---	---	---	---	---	---
				December 2024	---	---	---	---	7.13	---	---	---	---	---	---	---	---
OPAP (CR)				(Contract Size: 100 Securities, Physical Delivery)													
17.12	16.77	16.77	-1.64%	March 2024	17.00	17.01	16.85	16.85	16.85	---	---	---	17.33	---	13	36	1,277
				June 2024	16.70	16.88	16.49	16.84	16.84	---	---	---	16.99	---	9	42	101
				September 2024	---	---	---	---	17.24	---	---	---	---	---	---	---	---
				December 2024	---	---	---	---	17.32	---	---	---	---	---	---	---	---
OPTIMA BANK (CR)				(Contract Size: 100 Securities, Physical Delivery)													
7.84	7.75	7.77	0.13%	March 2024	7.70	7.70	7.70	7.70	7.70	---	---	---	7.84	---	1	1	122
				June 2024	---	---	---	---	7.80	---	---	---	7.81	---	---	---	15
				September 2024	---	---	---	---	7.84	---	---	---	---	---	---	---	---
				December 2024	---	---	---	---	7.88	---	---	---	---	---	---	---	---
OTE (CR)				(Contract Size: 100 Securities, Physical Delivery)													
13.75	13.3	13.3	-3.20%	March 2024	13.64	13.75	13.30	13.30	13.30	---	---	---	14.22	---	162	2,131	9,111
				June 2024	13.85	13.94	13.58	13.59	13.59	---	---	---	14.07	---	85	1,511	768
				September 2024	---	---	---	---	13.89	---	---	---	---	---	---	---	---
				December 2024	---	---	---	---	13.96	---	---	---	---	---	---	---	---
P.P.A. S.A. (CR)				(Contract Size: 100 Securities, Physical Delivery)													
25.7	25.4	25.7	-0.19%	March 2024	---	---	---	---	26.67	---	---	---	26.83	---	---	---	92
				June 2024	---	---	---	---	27.02	---	---	---	27.18	---	---	---	16
				September 2024	---	---	---	---	26.03	---	---	---	---	---	---	---	---
				December 2024	---	---	---	---	26.16	---	---	---	---	---	---	---	---

Derivatives notes

Fixing prices and final open positions can be retrieved from the following path <http://www.helex.gr/el/web/guest/statistics-end-of-day-derivatives>

Underlying Asset				Derivatives Market													
Price max	Price min	Closing price	change	Delivery Month	Open price	Price max	Price min	Last price	Closing price	Last Bid	Last Ask	Fixing price*	Life high	Life low	Trades	Volume	Open Interest
PIRAEUS FINANCIAL HOLD (CR)				(Contract Size: 100 Securities, Physical Delivery)													
4.072	3.918	3.996	-1.33%	March 2024	4.06	4.06	3.92	3.93	3.93	---	---	---	4.22	---	388	20,258	72,861
				June 2024	4.10	4.11	3.98	3.98	3.98	---	---	---	4.26	---	360	12,725	13,781
				September 2024	---	---	---	---	4.09	---	---	---	---	---	---	---	---
				December 2024	---	---	---	---	4.11	---	---	---	---	---	---	---	---
PPC (CR)				(Contract Size: 100 Securities, Physical Delivery)													
11.74	11.3	11.3	-3.34%	March 2024	11.71	11.72	11.29	11.29	11.29	---	---	---	12.76	---	154	1,202	21,392
				June 2024	11.88	11.90	11.44	11.48	11.48	---	---	---	12.75	---	122	1,175	9,111
				September 2024	---	---	---	---	11.82	---	---	---	---	---	---	---	---
				December 2024	---	---	---	---	11.88	---	---	---	---	---	---	---	---
QUEST HOLDINGS (CR)				(Contract Size: 100 Securities, Physical Delivery)													
6.08	5.88	5.89	-1.83%	March 2024	6.01	6.01	5.90	5.90	5.90	---	---	---	6.20	---	6	26	211
				June 2024	---	---	---	---	6.11	---	---	---	6.29	---	---	---	20
				September 2024	---	---	---	---	6.07	---	---	---	---	---	---	---	---
				December 2024	---	---	---	---	6.10	---	---	---	---	---	---	---	---
TERNA ENERGY (CR)				(Contract Size: 100 Securities, Physical Delivery)													
17.35	16.74	16.74	-3.24%	March 2024	17.30	17.30	16.74	16.74	16.74	---	---	---	17.44	---	145	1,411	19,032
				June 2024	17.30	17.54	17.00	17.20	17.20	---	---	---	17.67	---	137	1,366	6,849
				September 2024	---	---	---	---	17.49	---	---	---	---	---	---	---	---
				December 2024	---	---	---	---	17.58	---	---	---	---	---	---	---	---
TITAN CEMENT (CB)				(Contract Size: 100 Securities, Physical Delivery)													
26.5	25.8	25.8	-2.64%	March 2024	26.56	26.56	26.00	26.00	26.00	---	---	---	26.61	---	13	20	188
				June 2024	26.50	26.96	26.20	26.20	26.20	---	---	---	26.96	---	12	20	73
				September 2024	---	---	---	---	26.79	---	---	---	---	---	---	---	---
				December 2024	---	---	---	---	26.92	---	---	---	---	---	---	---	---
VIOHALCO SA/NV (CB)				(Contract Size: 100 Securities, Physical Delivery)													
5.82	5.52	5.52	-4.17%	March 2024	5.71	5.81	5.51	5.51	5.51	---	---	---	6.62	---	105	1,043	5,269
				June 2024	5.83	5.90	5.60	5.60	5.60	---	---	---	6.43	---	78	942	281
				September 2024	---	---	---	---	5.82	---	---	---	---	---	---	---	---
				December 2024	---	---	---	---	5.85	---	---	---	---	---	---	---	---

Derivatives notes

Fixing prices and final open positions can be retrieved from the following path <http://www.helex.gr/el/web/guest/statistics-end-of-day-derivatives>

FTSE/Athex Large Cap

(Trade Unit: 1 Index Point x 2€ - Exercise Style: European, Cash Settlement)

Call Options															Put Options																
March 2024								April 2024							Other Months		March 2024						April 2024					Other Months		Exercise Price	
Open price	Price max	Price min	Last price	Closing price	Volume	Open Interest	Open price	Price max	Price min	Last price	Closing price	Volume	Open Interest	Volume	Open Interest	Open price	Price max	Price min	Last price	Closing price	Volume	Open Interest	Open price	Price max	Price min	Last price	Closing price	Volume	Open Interest		Volume
2,200	0.00	0.00	0.00	-	1,260.00	-	-	-	-	-	-	-	-	-	-	0.00	0.00	0.00	-	0.01	-	-	-	-	-	-	-	-	-	2,200	
2,250	0.00	0.00	0.00	-	1,210.00	-	-	-	-	-	-	-	-	-	-	0.00	0.00	0.00	-	0.01	-	-	-	-	-	-	-	-	-	2,250	
2,300	0.00	0.00	0.00	-	1,160.00	-	-	-	-	-	-	-	-	-	-	0.00	0.00	0.00	-	0.01	-	-	-	-	-	-	-	-	-	2,300	
2,350	0.00	0.00	0.00	-	1,110.00	-	-	-	-	-	-	-	-	-	-	0.00	0.00	0.00	-	0.01	-	-	-	-	-	-	-	-	-	2,350	
2,400	0.00	0.00	0.00	-	1,060.00	-	-	-	-	-	-	-	-	-	-	0.00	0.00	0.00	-	0.01	-	-	-	-	-	-	-	-	-	2,400	
2,450	0.00	0.00	0.00	-	1,010.00	-	-	-	-	-	-	-	-	-	-	0.00	0.00	0.00	-	0.01	-	-	-	-	-	-	-	-	-	2,450	
2,500	0.00	0.00	0.00	-	960.00	-	-	-	-	-	-	-	-	-	-	0.00	0.00	0.00	-	0.01	-	-	-	-	-	-	-	-	-	2,500	
2,550	0.00	0.00	0.00	-	910.00	-	-	-	-	-	-	-	-	-	-	0.00	0.00	0.00	-	0.01	-	-	-	-	-	-	-	-	-	2,550	
2,600	0.00	0.00	0.00	-	860.00	-	-	-	-	-	-	-	-	-	-	0.00	0.00	0.00	-	0.01	-	-	-	-	-	-	-	-	-	2,600	
2,650	0.00	0.00	0.00	-	810.00	-	-	-	-	-	-	-	-	-	-	0.00	0.00	0.00	-	0.01	-	-	-	-	-	-	-	-	-	2,650	
2,700	0.00	0.00	0.00	-	760.00	-	-	-	-	-	-	-	-	-	-	0.00	0.00	0.00	-	0.01	-	-	-	-	-	-	-	-	-	2,700	
2,750	0.00	0.00	0.00	-	710.00	-	-	-	-	-	-	-	-	-	-	0.00	0.00	0.00	-	0.01	-	-	-	-	-	-	-	-	-	2,750	
2,800	0.00	0.00	0.00	-	660.00	-	-	-	-	-	-	-	-	-	-	0.00	0.00	0.00	-	0.01	-	-	-	-	-	-	-	-	-	2,800	
2,850	0.00	0.00	0.00	-	611.00	-	-	-	-	-	-	-	-	-	-	0.00	0.00	0.00	-	0.02	-	-	-	-	-	-	-	-	-	2,850	
2,900	0.00	0.00	0.00	-	561.00	-	-	-	-	-	-	-	-	-	-	0.00	0.00	0.00	-	0.01	-	-	-	-	-	-	-	-	-	2,900	
2,950	0.00	0.00	0.00	-	511.00	-	-	-	-	-	-	-	-	-	-	0.00	0.00	0.00	-	0.01	-	-	-	-	-	-	-	-	-	2,950	
3,000	0.00	0.00	0.00	-	461.00	-	-	0.00	0.00	0.00	-	462.00	-	-	-	0.00	0.00	0.00	-	0.01	-	-	0.00	0.00	0.00	-	1.00	-	-	3,000	
3,050	0.00	0.00	0.00	-	411.00	-	-	0.00	0.00	0.00	-	413.00	-	-	-	0.00	0.00	0.00	-	0.01	-	-	0.00	0.00	0.00	-	2.10	-	-	3,050	
3,100	0.00	0.00	0.00	-	361.00	-	-	0.00	0.00	0.00	-	365.00	-	-	-	0.00	0.00	0.00	-	0.01	-	-	0.00	0.00	0.00	-	3.90	-	-	3,100	
3,150	0.00	0.00	0.00	-	311.00	-	-	0.00	0.00	0.00	-	318.00	-	-	-	0.00	0.00	0.00	-	0.01	-	-	0.00	0.00	0.00	-	7.00	-	-	3,150	
3,200	0.00	0.00	0.00	-	261.00	-	20	0.00	0.00	0.00	-	273.00	-	-	-	0.00	0.00	0.00	-	0.06	-	20	0.00	0.00	0.00	-	12.00	-	-	3,200	
3,250	0.00	0.00	0.00	-	211.00	-	-	0.00	0.00	0.00	-	231.00	-	-	-	0.00	0.00	0.00	-	0.36	-	23	0.00	0.00	0.00	-	19.25	-	-	3,250	
3,300	0.00	0.00	0.00	-	162.00	-	60	0.00	0.00	0.00	-	191.00	-	-	-	0.00	0.00	0.00	-	1.60	-	102	0.00	0.00	0.00	-	29.50	-	15	3,300	
3,350	0.00	0.00	0.00	-	116.00	-	41	0.00	0.00	0.00	-	155.00	-	2	-	0.00	0.00	0.00	-	5.50	-	212	0.00	0.00	0.00	-	43.50	-	60	3,350	
3,400	26.00	26.00	26.00	26.00	26.00	3	45	0.00	0.00	0.00	-	123.00	-	-	-	12.00	26.00	12.00	25.25	25.25	3	94	0.00	0.00	0.00	-	61.50	-	41	3,400	
3,450	22.25	22.25	12.50	12.75	12.75	81	23	65.50	65.50	62.00	62.00	62.00	2	40	-	25.00	22.25	23.25	47.00	47.00	61	30	0.00	0.00	0.00	-	83.50	-	42	3,450	
3,500	5.00	5.00	5.00	5.00	5.00	50	73	0.00	0.00	0.00	-	72.50	-	23	-	90.00	5.00	90.00	90.00	90.00	90.00	1	21	130.00	130.00	130.00	130.00	130.00	1	40	3,500
3,550	5.00	5.00	1.00	1.00	1.00	20	53	0.00	0.00	0.00	-	53.50	-	22	-	0.00	5.00	0.00	-	98.50	-	10	0.00	0.00	0.00	-	141.00	-	40	3,550	
3,600	0.00	0.00	0.00	-	3.30	-	-	0.00	0.00	0.00	-	38.75	-	20	-	0.00	0.00	0.00	-	143.00	-	-	0.00	0.00	0.00	-	176.00	-	-	3,600	
3,650	0.00	0.00	0.00	-	1.00	-	-	0.00	0.00	0.00	-	27.25	-	-	-	0.00	0.00	0.00	-	190.00	-	-	0.00	0.00	0.00	-	215.00	-	-	3,650	
3,700	0.00	0.00	0.00	-	0.25	-	-	0.00	0.00	0.00	-	18.50	-	-	-	0.00	0.00	0.00	-	239.00	-	-	0.00	0.00	0.00	-	256.00	-	-	3,700	
3,750	0.00	0.00	0.00	-	0.05	-	-	0.00	0.00	0.00	-	12.50	-	-	-	0.00	0.00	0.00	-	289.00	-	-	0.00	0.00	0.00	-	300.00	-	-	3,750	
Totals:						154	315						2	107	0	0							65	512				1	238	0	0
Number of Trades:							11							2	0								7					1		0	

ALPHA SERVICES HOLD (CR)

(Contract Size: 100 Securities, Exercise Style: American, Physical Delivery)

Call Options														Put Options																		
March 2024							April 2024							Other Months		March 2024							April 2024							Other Months		Exercise Price
Open price	Price max	Price min	Last price	Closing price	Volume	Open Interest	Open price	Price max	Price min	Last price	Closing price	Volume	Open Interest	Volume	Open Interest	Open price	Price max	Price min	Last price	Closing price	Volume	Open Interest	Open price	Price max	Price min	Last price	Closing price	Volume	Open Interest	Volume	Open Interest	
0.800	0.000	0.000	0.000	0.920	-	-										0.000	0.000	0.000	0.001	-	-											0.008
0.850	0.000	0.000	0.000	0.870	-	-										0.000	0.000	0.000	0.001	-	-											0.009
0.900	0.000	0.000	0.000	0.820	-	-										0.000	0.000	0.000	0.002	-	-											0.009
0.950	0.000	0.000	0.000	0.770	-	-										0.000	0.000	0.000	0.003	-	-											0.010
1.000	0.000	0.000	0.000	0.720	-	-										0.000	0.000	0.000	0.001	-	-											0.010
1.100	0.000	0.000	0.000	0.620	-	-	0.000	0.000	0.000	0.623	-	-				0.000	0.000	0.000	0.001	-	-	0.000	0.000	0.000	0.001	-	-					0.011
1.200	0.000	0.000	0.000	0.520	-	-	0.000	0.000	0.000	0.523	-	-				0.000	0.000	0.000	0.002	-	-	0.000	0.000	0.000	0.001	-	-					0.012
1.300	0.000	0.000	0.000	0.421	-	-	0.000	0.000	0.000	0.423	-	-				0.000	0.000	0.000	0.001	-	-	0.000	0.000	0.000	0.001	-	-					0.013
1.400	0.000	0.000	0.000	0.321	-	-	0.000	0.000	0.000	0.325	-	-				0.000	0.000	0.000	0.001	-	-	0.000	0.000	0.000	0.002	-	-					0.014
1.500	0.000	0.000	0.000	0.224	-	-	0.000	0.000	0.000	0.232	-	-				0.000	0.000	0.000	0.003	-	-	0.000	0.000	0.000	0.008	-	-					0.015
1.600	0.000	0.000	0.000	0.136	-	-	0.000	0.000	0.000	0.150	-	-				0.000	0.000	0.000	0.016	-	-	0.000	0.000	0.000	0.026	-	-					0.016
1.700	0.000	0.000	0.000	0.070	-	1,000	0.000	0.000	0.000	0.086	-	-				0.000	0.000	0.000	0.049	-	-	0.000	0.000	0.000	0.063	-	-					0.017
1.800	0.000	0.000	0.000	0.029	-	-	0.000	0.000	0.000	0.044	-	-				0.000	0.000	0.000	0.108	-	-	0.000	0.000	0.000	0.120	-	-					0.018
1.900	0.000	0.000	0.000	0.009	-	-	0.000	0.000	0.000	0.019	-	-				0.000	0.000	0.000	0.189	-	-	0.000	0.000	0.000	0.196	-	-					0.019
2.000	0.000	0.000	0.000	0.002	-	-	0.000	0.000	0.000	0.007	-	-				0.000	0.000	0.000	0.282	-	-	0.000	0.000	0.000	0.285	-	-					0.020
2.200	0.000	0.000	0.000	0.001	-	-	0.000	0.000	0.000	0.001	-	-				0.000	0.000	0.000	0.480	-	-	0.000	0.000	0.000	0.480	-	-					0.022
2.400	0.000	0.000	0.000	0.001	-	-	0.000	0.000	0.000	0.001	-	-				0.000	0.000	0.000	0.680	-	-	0.000	0.000	0.000	0.680	-	-					0.024
2.600	0.000	0.000	0.000	0.001	-	-	0.000	0.000	0.000	0.001	-	-				0.000	0.000	0.000	0.880	-	-	0.000	0.000	0.000	0.880	-	-					0.026
Totals:					0	1,000					0	0	0	0	0						0	0										
Number of Trades:					0						0	0	0	0	0						0.00											

NATIONAL BANK (CR)

(Contract Size: 100 Securities, Exercise Style: American, Physical Delivery)

Call Options														Put Options																			
March 2024							April 2024							Other Months		March 2024							April 2024							Other Months		Exercise Price	
Open price	Price max	Price min	Last price	Closing price	Volume	Open Interest	Open price	Price max	Price min	Last price	Closing price	Volume	Open Interest	Volume	Open Interest	Open price	Price max	Price min	Last price	Closing price	Volume	Open Interest	Open price	Price max	Price min	Last price	Closing price	Volume	Open Interest	Volume	Open Interest		
3.200	0.000	0.000	0.000	3.81	-	-										0.000	0.000	0.000	0.001	-	-											0.032	
3.400	0.000	0.000	0.000	3.61	-	-										0.000	0.000	0.000	0.001	-	-											0.034	
3.600	0.000	0.000	0.000	3.41	-	-										0.000	0.000	0.000	0.001	-	-											0.036	
3.800	0.000	0.000	0.000	3.21	-	-										0.000	0.000	0.000	0.002	-	-											0.038	
4.000	0.000	0.000	0.000	3.01	-	-										0.000	0.000	0.000	0.001	-	-											0.040	
4.400	0.000	0.000	0.000	2.61	-	-										0.000	0.000	0.000	0.001	-	-											0.044	
4.800	0.000	0.000	0.000	2.21	-	-	0.000	0.000	0.000		2.22	-	-			0.000	0.000	0.000	0.001	-	-	0.000	0.000	0.000	0.001	-	-					0.048	
5.200	0.000	0.000	0.000	1.81	-	-	0.000	0.000	0.000		1.82	-	-			0.000	0.000	0.000	0.001	-	-	0.000	0.000	0.000	0.001	-	-					0.052	
5.600	0.000	0.000	0.000	1.41	-	-	0.000	0.000	0.000		1.43	-	-			0.000	0.000	0.000	0.001	-	-	0.000	0.000	0.000	0.005	-	-					0.056	
6.000	0.000	0.000	0.000	1.01	-	-	0.000	0.000	0.000		1.05	-	-			0.000	0.000	0.000	0.001	-	-	0.000	0.000	0.000	0.025	-	-					0.060	
6.400	0.000	0.000	0.000	0.615	-	-	0.000	0.000	0.000		0.708	-	-			0.000	0.000	0.000	0.002	-	240	0.000	0.000	0.000	0.083	-	-					0.064	
6.800	0.172	0.172	0.172	0.172	0.172	2	2	0.000	0.000	0.000		0.431	-	-			0.000	0.000	0.000	0.047	-	-	0.000	0.000	0.000	0.206	-	-					0.068
7.200	0.000	0.000	0.000	0.056	-	35	0.000	0.000	0.000		0.236	-	-			0.000	0.000	0.000	0.243	-	-	0.000	0.000	0.000	0.410	-	-					0.072	
7.600	0.000	0.000	0.000	0.005	-	-	0.000	0.000	0.000		0.116	-	-			0.000	0.000	0.000	0.593	-	-	0.000	0.000	0.000	0.691	-	-					0.076	
8.000	0.000	0.000	0.000	0.006	-	-	0.000	0.000	0.000		0.050	-	-			0.000	0.000	0.000	0.990	-	-	0.000	0.000	0.000	1.03	-	-					0.080	
8.400	0.000	0.000	0.000	0.001	-	-	0.000	0.000	0.000		0.019	-	-			0.000	0.000	0.000	1.39	-	-	0.000	0.000	0.000	1.40	-	-					0.084	
8.800	0.000	0.000	0.000	0.001	-	-	0.000	0.000	0.000		0.007	-	-			0.000	0.000	0.000	1.79	-	-	0.000	0.000	0.000	1.79	-	-					0.088	
9.200	0.000	0.000	0.000	0.001	-	-	0.000	0.000	0.000		0.002	-	-			0.000	0.000	0.000	2.19	-	-	0.000	0.000	0.000	2.19	-	-					0.092	
Totals:					2	37					0	0	0	0	0	2	240					0	0	0	0	0	0	0	0	0	0	0	
Number of Trades:					1						0	0	0	0	0	0.00						0	0	0	0	0	0	0	0	0	0	0	

OPAP (CR)

(Contract Size: 100 Securities, Exercise Style: American, Physical Delivery)

Call Options														Put Options																				
March 2024							April 2024							Other Months		March 2024							April 2024							Other Months		Exercise Price		
Open price	Price max	Price min	Last price	Closing price	Volume	Open Interest	Open price	Price max	Price min	Last price	Closing price	Volume	Open Interest	Volume	Open Interest	Open price	Price max	Price min	Last price	Closing price	Volume	Open Interest	Open price	Price max	Price min	Last price	Closing price	Volume	Open Interest	Volume	Open Interest			
9.600	0.000	0.000	0.000	7.45	-	-										0.000	0.000	0.000	0.001	-	-											0.096		
10.000	0.000	0.000	0.000	7.05	-	-										0.000	0.000	0.000	0.001	-	-											0.100		
11.000	0.000	0.000	0.000	6.05	-	-	0.000	0.000	0.000	6.08	-	-				0.000	0.000	0.000	0.001	-	-	0.000	0.000	0.000	0.001	-	-				0.110			
12.000	0.000	0.000	0.000	5.05	-	-	0.000	0.000	0.000	5.08	-	-				0.000	0.000	0.000	0.001	-	-	0.000	0.000	0.000	0.001	-	-				0.120			
13.000	0.000	0.000	0.000	4.06	-	-	0.000	0.000	0.000	4.08	-	-				0.000	0.000	0.000	0.001	-	-	0.000	0.000	0.000	0.001	-	-				0.130			
14.000	0.000	0.000	0.000	3.06	-	-	0.000	0.000	0.000	3.08	-	-				0.000	0.000	0.000	0.001	-	-	0.000	0.000	0.000	0.002	-	-				0.140			
15.000	0.000	0.000	0.000	2.06	-	-	0.000	0.000	0.000	2.11	-	-				0.000	0.000	0.000	0.001	-	-	0.000	0.000	0.000	0.025	-	-				0.150			
16.000	0.000	0.000	0.000	1.06	-	-	0.000	0.000	0.000	1.23	-	-				0.000	0.000	0.000	0.003	-	32	0.000	0.000	0.000	0.144	-	-				0.160			
17.000	0.000	0.000	0.000	0.239	-	-	0.000	0.000	0.000	0.576	-	-				0.000	0.000	0.000	0.183	-	-	0.000	0.000	0.000	0.489	-	-				0.170			
18.000	0.000	0.000	0.000	0.009	-	-	0.000	0.000	0.000	0.210	-	-				0.000	0.000	0.000	0.955	-	-	0.000	0.000	0.000	1.13	-	-				0.180			
19.000	0.000	0.000	0.000	0.002	-	-	0.000	0.000	0.000	0.056	-	-				0.000	0.000	0.000	1.95	-	-	0.000	0.000	0.000	1.98	-	-				0.190			
20.000	0.000	0.000	0.000	0.001	-	-	0.000	0.000	0.000	0.011	-	-				0.000	0.000	0.000	2.95	-	-	0.000	0.000	0.000	2.95	-	-				0.200			
22.000	0.000	0.000	0.000	0.001	-	-	0.000	0.000	0.000	0.001	-	-				0.000	0.000	0.000	4.95	-	-	0.000	0.000	0.000	4.95	-	-				0.220			
24.000	0.000	0.000	0.000	0.001	-	-	0.000	0.000	0.000	0.001	-	-				0.000	0.000	0.000	6.95	-	-	0.000	0.000	0.000	6.95	-	-				0.240			
Totals:					0	0								0	0	0							0	32							0	20	0	0
Number of Trades:					0									0	0									0.00							0		0	

OTE (CR)

(Contract Size: 100 Securities, Exercise Style: American, Physical Delivery)

Call Options														Put Options																					
March 2024							April 2024							Other Months		March 2024							April 2024							Other Months		Exercise Price			
Open price	Price max	Price min	Last price	Closing price	Volume	Open Interest	Open price	Price max	Price min	Last price	Closing price	Volume	Open Interest	Volume	Open Interest	Open price	Price max	Price min	Last price	Closing price	Volume	Open Interest	Open price	Price max	Price min	Last price	Closing price	Volume	Open Interest	Volume	Open Interest				
9.200	0.000	0.000	0.000	4.54	-	-	0.000	0.000	0.000	4.56	-	-				0.000	0.000	0.000	0.001	-	-	0.000	0.000	0.000	0.001	-	-				0.092				
9.600	0.000	0.000	0.000	4.14	-	-	0.000	0.000	0.000	4.16	-	-				0.000	0.000	0.000	0.001	-	-	0.000	0.000	0.000	0.001	-	-				0.096				
10.000	0.000	0.000	0.000	3.74	-	-	0.000	0.000	0.000	3.76	-	-				0.000	0.000	0.000	0.001	-	-	0.000	0.000	0.000	0.001	-	-				0.100				
11.000	0.000	0.000	0.000	2.74	-	-	0.000	0.000	0.000	2.77	-	-				0.000	0.000	0.000	0.001	-	-	0.000	0.000	0.000	0.001	-	-				0.110				
12.000	0.000	0.000	0.000	1.74	-	20	0.000	0.000	0.000	1.78	-	-				0.000	0.000	0.000	0.001	-	5	0.000	0.000	0.000	0.017	-	-				0.120				
13.000	0.000	0.000	0.000	0.759	-	10	0.000	0.000	0.000	0.918	-	-				0.000	0.000	0.000	0.014	-	20	0.000	0.000	0.000	0.148	-	-				0.130				
14.000	0.000	0.000	0.000	0.101	-	7	0.000	0.000	0.000	0.337	-	-				0.000	0.000	0.000	0.356	-	5	0.000	0.000	0.000	0.567	-	-				0.140				
15.000	0.000	0.000	0.000	0.001	-	-	0.000	0.000	0.000	0.082	-	-				0.000	0.000	0.000	1.26	-	10	0.000	0.000	0.000	1.32	-	-				0.150				
16.000	0.000	0.000	0.000	0.001	-	-	0.000	0.000	0.000	0.014	-	-				0.000	0.000	0.000	2.26	-	-	0.000	0.000	0.000	2.26	-	-				0.160				
17.000	0.000	0.000	0.000	0.001	-	-	0.000	0.000	0.000	0.001	-	-				0.000	0.000	0.000	3.26	-	-	0.000	0.000	0.000	3.26	-	-				0.170				
18.000	0.000	0.000	0.000	0.001	-	-	0.000	0.000	0.000	0.001	-	-				0.000	0.000	0.000	4.26	-	-	0.000	0.000	0.000	4.26	-	-				0.180				
19.000	0.000	0.000	0.000	0.001	-	-	0.000	0.000	0.000	0.001	-	-				0.000	0.000	0.000	5.26	-	-	0.000	0.000	0.000	5.26	-	-				0.190				
20.000	0.000	0.000	0.000	0.001	-	-					-	-				0.000	0.000	0.000	6.26	-	-					-	-				0.200				
22.000	0.000	0.000	0.000	0.001	-	-					-	-				0.000	0.000	0.000	8.26	-	-					-	-				0.220				
Totals:					0	37					0	0	0	0								0	40									0	70	0	0
Number of Trades:					0						0		0									0.00										0	0		

PIRAEUS FINANCIAL HOLD (CR)

(Contract Size: 100 Securities, Exercise Style: American, Physical Delivery)

Call Options														Put Options																		
March 2024							April 2024							Other Months		March 2024							April 2024							Other Months		Exercise Price
Open price	Price max	Price min	Last price	Closing price	Volume	Open Interest	Open price	Price max	Price min	Last price	Closing price	Volume	Open Interest	Volume	Open Interest	Open price	Price max	Price min	Last price	Closing price	Volume	Open Interest	Open price	Price max	Price min	Last price	Closing price	Volume	Open Interest	Volume	Open Interest	
1.300	0.000	0.000	0.000	2.75	-	-										0.000	0.000	0.000	0.001	-	-											0.013
1.400	0.000	0.000	0.000	2.65	-	-										0.000	0.000	0.000	0.001	-	-											0.014
1.500	0.000	0.000	0.000	2.55	-	-										0.000	0.000	0.000	0.001	-	-											0.015
1.600	0.000	0.000	0.000	2.45	-	-										0.000	0.000	0.000	0.001	-	-											0.016
1.700	0.000	0.000	0.000	2.35	-	-										0.000	0.000	0.000	0.001	-	-											0.017
1.800	0.000	0.000	0.000	2.25	-	-										0.000	0.000	0.000	0.001	-	-											0.018
1.900	0.000	0.000	0.000	2.15	-	-										0.000	0.000	0.000	0.001	-	-											0.019
2.000	0.000	0.000	0.000	2.05	-	-										0.000	0.000	0.000	0.001	-	-											0.020
2.200	0.000	0.000	0.000	1.85	-	-										0.000	0.000	0.000	0.001	-	-											0.022
2.400	0.000	0.000	0.000	1.65	-	-	0.000	0.000	0.000		1.66	-	-			0.000	0.000	0.000	0.002	-	-	0.000	0.000	0.000	0.001	-	-					0.024
2.600	0.000	0.000	0.000	1.45	-	-	0.000	0.000	0.000		1.46	-	-			0.000	0.000	0.000	0.001	-	-	0.000	0.000	0.000	0.001	-	-					0.026
2.800	0.000	0.000	0.000	1.25	-	-	0.000	0.000	0.000		1.26	-	-			0.000	0.000	0.000	0.001	-	-	0.000	0.000	0.000	0.001	-	-					0.028
3.000	0.000	0.000	0.000	1.05	-	-	0.000	0.000	0.000		1.06	-	-			0.000	0.000	0.000	0.001	-	-	0.000	0.000	0.000	0.001	-	-					0.030
3.200	0.000	0.000	0.000	0.851	-	-	0.000	0.000	0.000		0.862	-	-			0.000	0.000	0.000	0.001	-	-	0.000	0.000	0.000	0.004	-	-					0.032
3.400	0.000	0.000	0.000	0.651	-	-	0.000	0.000	0.000		0.673	-	-			0.000	0.000	0.000	0.001	-	-	0.000	0.000	0.000	0.015	-	-					0.034
3.600	0.300	0.300	0.300	0.300	0.300	4	30	0.000	0.000	0.000		0.499	-	-		0.000	0.000	0.000	0.002	-	-	0.000	0.000	0.000	0.041	-	-					0.036
3.800	0.000	0.000	0.000	0.268	-	-	0.000	0.000	0.000		0.349	-	-			0.000	0.000	0.000	0.016	-	-	0.000	0.000	0.000	0.090	-	-					0.038
4.000	0.000	0.000	0.000	0.123	-	-	0.126	0.129	0.126	0.129	0.129	30	-			0.000	0.000	0.000	0.072	-	-	0.000	0.000	0.000	0.170	-	-					0.040
4.400	0.000	0.000	0.000	0.009	-	-	0.000	0.000	0.000		0.080	-	-			0.000	0.000	0.000	0.358	-	-	0.000	0.000	0.000	0.422	-	-					0.044
4.800	0.000	0.000	0.000	0.001	-	-	0.000	0.000	0.000		0.021	-	-			0.000	0.000	0.000	0.750	-	-	0.000	0.000	0.000	0.764	-	-					0.048
5.200	0.000	0.000	0.000	0.001	-	-	0.000	0.000	0.000		0.004	-	-			0.000	0.000	0.000	1.15	-	-	0.000	0.000	0.000	1.15	-	-					0.052
5.600	0.000	0.000	0.000	0.001	-	-	0.000	0.000	0.000		0.001	-	-			0.000	0.000	0.000	1.55	-	-	0.000	0.000	0.000	1.55	-	-					0.056
6.000	0.000	0.000	0.000	0.001	-	-	0.000	0.000	0.000		0.001	-	-			0.000	0.000	0.000	1.95	-	-	0.000	0.000	0.000	1.95	-	-					0.060
6.400	0.000	0.000	0.000	0.001	-	-	0.000	0.000	0.000		0.001	-	-			0.000	0.000	0.000	2.35	-	-	0.000	0.000	0.000	2.35	-	-					0.064
Totals:					4	30						30	0	0	0	0	4	0					0	0	0	0	0	0	0	0	0	0
Number of Trades:					1							3	0			0.00							0						0			

PPC (CR)

(Contract Size: 100 Securities, Exercise Style: American, Physical Delivery)

Call Options														Put Options																					
March 2024							April 2024							Other Months		March 2024							April 2024							Other Months		Exercise Price			
Open price	Price max	Price min	Last price	Closing price	Volume	Open Interest	Open price	Price max	Price min	Last price	Closing price	Volume	Open Interest	Volume	Open Interest	Open price	Price max	Price min	Last price	Closing price	Volume	Open Interest	Open price	Price max	Price min	Last price	Closing price	Volume	Open Interest	Volume	Open Interest				
5.600	0.000	0.000	0.000	6.09	-	-										0.000	0.000	0.000	0.001	-	-											0.056			
6.000	0.000	0.000	0.000	5.69	-	-										0.000	0.000	0.000	0.001	-	-											0.060			
6.400	0.000	0.000	0.000	5.29	-	-										0.000	0.000	0.000	0.001	-	-											0.064			
6.800	0.000	0.000	0.000	4.89	-	-										0.000	0.000	0.000	0.001	-	-											0.068			
7.200	0.000	0.000	0.000	4.49	-	-										0.000	0.000	0.000	0.001	-	-											0.072			
7.600	0.000	0.000	0.000	4.09	-	-										0.000	0.000	0.000	0.001	-	-											0.076			
8.000	0.000	0.000	0.000	3.69	-	-										0.000	0.000	0.000	0.001	-	-											0.080			
8.400	0.000	0.000	0.000	3.29	-	-										0.000	0.000	0.000	0.001	-	-											0.084			
8.800	0.000	0.000	0.000	2.89	-	-	0.000	0.000	0.000		2.91	-	-			0.000	0.000	0.000	0.001	-	-	0.000	0.000	0.000		0.002	-	-			0.088				
9.200	0.000	0.000	0.000	2.49	-	-	0.000	0.000	0.000		2.52	-	-			0.000	0.000	0.000	0.001	-	-	0.000	0.000	0.000		0.007	-	-			0.092				
9.600	0.000	0.000	0.000	2.09	-	-	0.000	0.000	0.000		2.13	-	-			0.000	0.000	0.000	0.001	-	-	0.000	0.000	0.000		0.018	-	-			0.096				
10.000	0.000	0.000	0.000	1.69	-	-	0.000	0.000	0.000		1.76	-	-			0.000	0.000	0.000	0.001	-	-	0.000	0.000	0.000		0.045	-	-			0.100				
11.000	0.000	0.000	0.000	0.717	-	16	0.000	0.000	0.000		0.947	-	-			0.000	0.000	0.000	0.023	-	-	0.000	0.000	0.000		0.232	-	-			0.110				
12.000	0.000	0.000	0.000	0.097	-	1	0.000	0.000	0.000		0.406	-	-			0.000	0.000	0.000	0.403	-	16	0.000	0.000	0.000		0.690	-	-			0.120				
13.000	0.000	0.000	0.000	0.002	-	26	0.000	0.000	0.000		0.136	-	5			0.000	0.000	0.000	1.31	-	10	0.000	0.000	0.000		1.42	-	-			0.130				
14.000	0.000	0.000	0.000	0.001	-	-	0.000	0.000	0.000		0.036	-	-			0.000	0.000	0.000	2.31	-	-	0.000	0.000	0.000		2.33	-	-			0.140				
15.000	0.000	0.000	0.000	0.001	-	-	0.000	0.000	0.000		0.007	-	-			0.000	0.000	0.000	3.31	-	-	0.000	0.000	0.000		3.31	-	-			0.150				
16.000	0.000	0.000	0.000	0.002	-	-	0.000	0.000	0.000		0.001	-	-			0.000	0.000	0.000	4.31	-	-	0.000	0.000	0.000		4.31	-	-			0.160				
17.000	0.000	0.000	0.000	0.001	-	-	0.000	0.000	0.000		0.001	-	-			0.000	0.000	0.000	5.31	-	-	0.000	0.000	0.000		5.31	-	-			0.170				
18.000	0.000	0.000	0.000	0.001	-	-	0.000	0.000	0.000		0.001	-	-			0.000	0.000	0.000	6.31	-	-	0.000	0.000	0.000		6.31	-	-			0.180				
Totals:					0	43						0	5	0	0							0	26									0	10	0	0
Number of Trades:					0							0	0	0									0.00										0	0	

Lending Products	Underlying Title	Multilateral Transactions[1]					Bilateral Transactions[2]		Stock Borrowing through OTC (volume)[3]
		Open Interest[5]	Volume(Offered)	Average Weighted	Transactions volume	Average Weighted	Transactions Volume	Average Weighted	Transactions Volume
ADMIEBOR	ADMIE (IPTO) HOLDING S.A. (CR)	---	---	---	---	---	---	384,280	
AEGNBOR	AEGEAN AIRLINES (CR)	---	---	---	4,329	5.16%	---	186,972	
AETFBOR	ALPHA ETF FTSE Athex Large Cap	---	---	---	---	---	---	---	
ALPHABOR	ALPHA SERVICES HOLD (CR)	---	---	---	---	---	---	58,685,039	
AIABOR	ATHENS INTL AIRPORT (CR)	---	---	---	---	---	---	110,473	
OTOELBOR	AUTOHELLAS SA (CR)	1,500	---	---	---	---	---	93,789	
AVAXBOR	AVAX S.A. (CR)	2,000	---	---	---	---	---	---	
EEEBOR	CC HBC AG (CR)	3,329	---	---	---	---	---	44,377	
CENERBOR	CENERGY HOLDINGS (CB)	---	---	---	---	---	---	9,762	
ELLAKTORBOR	ELLAKTOR (CR)	2,681	---	---	---	---	---	118,113	
ELHABOR	ELVALHALCOR (CR)	788	---	---	---	---	---	64,887	
EUROBBOR	EUROBANK HOLDINGS (CR)	---	---	---	---	---	---	34,749,194	
EYDAPBOR	EYDAP S.A. (CR)	845	---	---	---	---	---	275,613	
FOYRKBOR	FOURLIS (CR)	230	---	---	---	---	---	10,875	
GEKTERNABOR	GEK TERNA (CR)	---	---	---	---	---	---	6,203,698	
SARBOR	GR. SARANTIS S.A. (CR)	817	---	---	---	---	---	90,938	
EXAEBOR	HELLENIC EXCHANGES-A.S.E. (CR)	200	---	---	---	---	---	167,047	
ELPEBOR	HELLENIQ ENERGY (CR)	---	---	---	---	---	---	299,071	
INTRKBOR	INTRACOM HOLDINGS (CR)	---	---	---	---	---	---	5,000	
INKATBOR	INTRAKAT (CR)	---	---	---	---	---	---	55,000	
BELABOR	JUMBO SA (CR)	---	---	---	---	---	---	197,735	
LAMDABOR	LAMDA DEVELOPMENT SA (CR)	400	---	---	---	---	---	223,277	
MIGBOR	MIG (CR)	1,992	---	---	---	---	---	40,179	
MOHBOR	MOTOR OIL (CR)	20,881	---	---	---	---	---	405,620	
MYTILBOR	MYTILINEOS (CR)	261	---	---	---	---	---	151,530	
ETEBOR	NATIONAL BANK (CR)	509	---	---	---	---	---	13,896,428	
OPAPBOR	OPAP (CR)	---	---	---	---	---	---	1,614,019	
OPTIMABOR	OPTIMA BANK (CR)	2,102	---	---	2,000	5.13%	---	8,394	
HTOBOR	OTE (CR)	250	---	---	---	---	---	1,794,150	
PPABOR	P.P.A. S.A. (CR)	2,150	---	---	---	---	---	65,314	
TPEIRBOR	PIRAEUS FINANCIAL HOLD (CR)	---	---	---	365,000	7.05%	---	897,116	

Stock Lending Notes

[1] - Multilateral contracts Lending or Borrowing as per Methods 8-1, 8-2 and 8-3-3 (According to ATHEX BoD Resolution No.17)

[2] - Bilateral Contracts Lending or Borrowing as per Methods 8-3-1 and 8-3-2 (According to ATHEX BoD Resolution No.20)

[3] - The information concerning OTC Stock Borrowing Transactions is based on the statements of the Dematerialised Securities System (DSS) operators involved and refers to volumes that have been registered up until the previous working day.

[4] - Average Price (Volume weighted)

[5] - The Data concerning Open Interest before the start of trading session

Lending Products	Underlying Title	Open Interest[5]	Multilateral Transactions[1]				Bilateral Transactions[2]		Stock Borrowing through OTC (volume)[3]
			Volume(Offered)	Average Weighted	Transactions volume	Average Weighted	Transactions Volume	Average Weighted	Transactions Volume
PPCBOR	PPC (CR)	500	---	---	---	---	---	---	1,278,881
QUALBOR	QUALITY & RELIABILITY SA (CR)	---	---	---	---	---	---	---	---
QUESTBOR	QUEST HOLDINGS (CR)	391	---	---	---	---	---	---	21,333
TENERGYBOR	TERNA ENERGY (CR)	396	---	---	---	---	---	---	278,061
TITCBOR	TITAN CEMENT (CB)	7,615	---	---	---	---	---	---	229,226
VIOBOR	VIOHALCO SA/NV (CB)	744	---	---	---	---	---	---	---

Stock Lending Notes

[1] - Multilateral contracts Lending or Borrowing as per Methods 8-1, 8-2 and 8-3-3 (According to ATHEX BoD Resolution No.17)

[2] - Bilateral Contracts Lending or Borrowing as per Methods 8-3-1 and 8-3-2 (According to ATHEX BoD Resolution No.20)

[3] - The information concerning OTC Stock Borrowing Transactions is based on the statements of the Dematerialised Securities System (DSS) operators involved and refers to volumes that have been registered up until the previous working day.

[4] - Average Price (Volume weighted)

[5] - The Data concerning Open Interest before the start of trading session

Sectors codification for listed companies

12003-	ETF	10101010	Computer Services
10101015	Software	10102030	Computer Hardware
15101010	Telecommunications Equipment	15102015	Telecommunications Services
20101010	Health Care Facilities	20101025	Health Care Services
20102010	Medical Equipment	20103015	Pharmaceuticals
30101010	Banks	30202000	Diversified Financial Services
30202010	Asset Managers & Custodians	30202015	Investment Services
30204000	Closed End Investments	30302010	Full Line Insurance
30302015	Insurance Brokers	30302025	Property and Casualty Insurance
35101010	Real Estate Holding and Development	35101015	Real Estate Services
35102000	Diversified REITs	35102030	Office REITs
35102045	Retail REITs.	40201040	Rental & Leasing Services: Consumer
40202010	Home Construction	40202015	Household Furnishings
40202020	Household Appliance	40203040	Electronic Entertainment
40204020	Clothing & Accessories	40301010	Entertainment
40301030	Publishing	40301035	Radio & TV Broadcasters
40401010	Diversified Retailers	40401020	Apparel Retailers
40401025	Home Improvement Retailers	40401030	Specialty Retailers
40501010	Airlines	40501015	Travel & Tourism
40501020	Casinos & Gambling	40501025	Hotels & Motels
45101015	Distillers & Vintners	45101020	Soft Drinks
45102010	Farming Fishing Ranching & Plantations	45102020	Food Products
45103010	Tobacco	45201010	Food Retailers & Wholesalers
45201020	Personal Products	50101010	Construction
50101020	Building Roof/Wallboard and Plumbing	50101030	Cement
50101035	Building Materials: Other	50202010	Electrical Components
50203015	Plastics	50203030	Containers & Packaging
50204000	Machinery: Industrial	50204020	Machinery: Construction & Handling
50205010	Industrial Suppliers	50205020	Back Office Support HR & Consulting
50205030	Forms & Bulk Printing Services	50206015	Commercial Vehicles & Parts
50206030	Marine Transportation	50206060	Transportation Services
55101000	Diversified Materials	55101020	Textile Products
55102000	General Mining	55102010	Iron & Steel
55102015	Metal Fabricating	55102035	Aluminum
60101020	Oil Refining and Marketing	65101010	Alternative Electricity
65101015	Conventional Electricity	65102000	Multi-Utilities
65102030	Water		



ATHEX
Athens Stock Exchange

Λεωφ. Αθηνών 110 104 42 Αθήνα
110, Athinon Ave. GR 104 42 Athens
tel. (+30)210-33.66.800, fax (+30)210-33.66.101
www.athexgroup.gr