

24

Ημερήσιο Δελτίο
Συναλλακτικής Δραστηριότητας

Daily Official List
of Trading Activity

Friday, 8 March, 2024

Year: 145 Trading Day No: 49



ATHEXGROUP
Athens Exchange Group

Disclaimer:

Hellenic Exchanges-Athens Stock Exchange S.A endeavours to ensure that the data and other material ("Information") presented on the Daily Official List are accurate and complete, but it is not liable for any errors or omissions of data or /and for the accuracy, credibility, updating and completeness of the aforesaid information nor it has any liability arising directly or indirectly from the use of the above Information.

The Company is not liable for the accuracy of the data included in listed companies' announcements. Only the sender of such an announcement is fully and solely liable for any infringement of third party's rights from the content of such announcement. All contents of the Daily Official List are provided only for information purposes and do not constitute investment advice or solicitation to invest in securities or other products listed for trading on the Exchange.

You acknowledge and agree that the Company is the owner of any property rights related to any Information appearing on the Daily Official List including intellectual property rights copyright, trademarks, etc.

The above data are a property of the Hellenic Exchanges-Athens Exchange and are copyright protected. Users are forbidden to reproduce, modify, copy, sale, transmit or redistribute, by all reproduction means and methods, part or the whole of the above data, without reference to their source.

The commercial exploitation of these data is, also, forbidden by third parties. Hellenic Exchanges-Athens Exchange does not carry any responsibility, direct or indirect, derived from usage or accidental alteration of the above data when used by third parties.

Hellenic Exchanges – Athens Stock Exchange S.A.

110 Athinon Ave., 10442 Athens, Tel: (210) 33.66.800, Fax: (210) 32.13.938

www.athexgroup.gr

Thessalonica Stock Exchange Center (T.S.E.C)

16-18 Katouni Str., Thessalonica 546 25 Tel: (2310) 567.667, Fax: (2310) 530.545

Athex Members Guarantee Fund

14-16 Fidiou Str., Athens 106 78, Tel: (210) 33.04.682, Fax: (210) 33.04.155

Hellenic Republic Capital Market Commission

1 Kolokotroni Str. & 1 Stadiou Str., Athens 10562 Tel: (210) 33.77.100 Fax: (210) 33.77.173

Table of Contents

Section 1: Statistical Figures of Securities, Derivatives and Lending

Summary of Markets

Athex Indices

Analytic Figures for Athex Market's Boards and Categories

Trading Details by Athex Sectors and Financial Instruments (ETFs)

Top 10 best & worst performing Shares

Derivatives Summary

Section 2: Analytic Figures of Shares Transactions

Analytic Figures of Shares Transactions

Shares' Notes

Section 3: Figures of Securities Transactions

Securities Blocks Details

Shares Rights Details

Stock Borrowing

Forced Sales Details

Forced Sales Registered Shares

Exchange Traded Funds (ETFs) Characteristics

Section 5: Bonds traded in Fixed Income Assets Market

Convertible Corporate Bonds - Regulated Market

Non Convertible Corporate Bonds - Regulated Market

Government Bonds

Treasury Bills & Zero Coupon Government Bonds

Government Bonds Traded with the Open Outcry Method

State Banks Bonds

Section 6: Additional Infos

Athex & ATHEXClear Members List

List of Stocks under Market Making operations

Section 7: Derivatives Market Analytic Figures

Index Futures

Stock Futures

Index Options

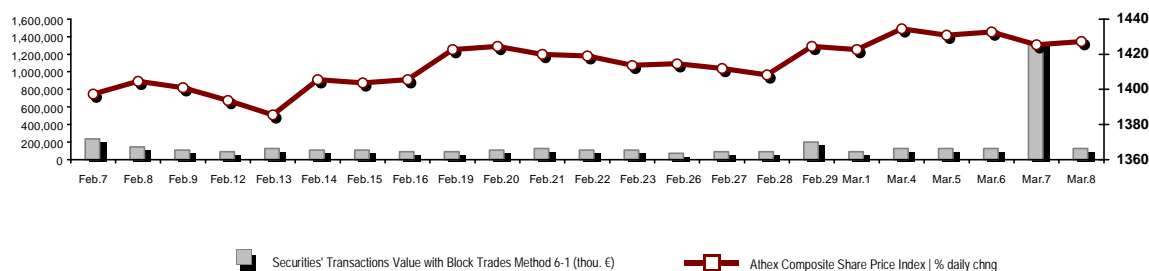
Stock Options

Stock Lending Analytic Figures

Appendix A: Sectors codification for listed companies

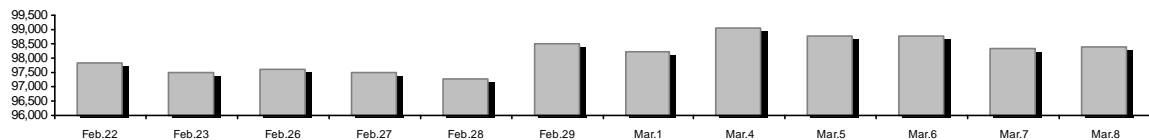
Summary of Markets

Athex Composite Share Price Index vs Shares and Derivatives Transactions Value

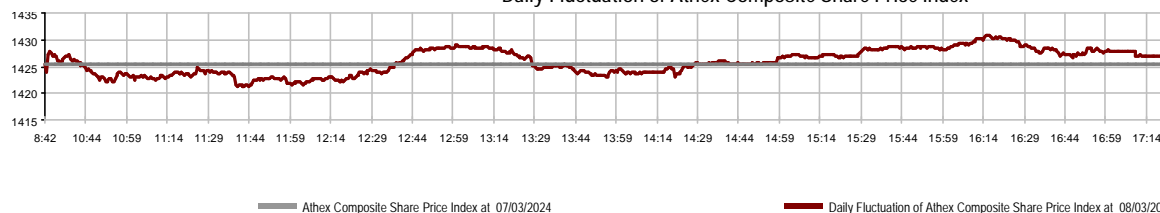


Athex Capitalisation (mill. €) **: 98,374.22	Derivatives Total Open Interest: 534,267
Daily change: mill. € %: 61.27 0.06%	in Index Futures % daily chng: 7,095 0.11%
Yearly Avg Capitalisation: mill. € % chng prev year Avg: 94,119.20 17.08%	in Stock Futures % daily chng: 524,520 1.82%
Athex Composite Share Price Index % daily chng: 1,427.02 0.11%	in Index Options % daily chng: 1,062 13.58%
Athex Composite Share Price Index Capitalisation (mill. €): 89,740.69	in Stock Options % daily chng: 1,590 0.00%
Daily change (mill. €): 49.47	
Securities' Transactions Value with Block Trades Method 6-1 (t): 123,116.36	Derivatives Contracts Volume: 77,113
Daily change: %: -1,212,492.36 -90.78%	Daily change: pieces %: -17,643 -18.62%
YtD Avg Trans. Value: thou. € % chng prev year Avg: 136,387.29 24.48%	YtD Avg Derivatives Contracts % chng prev year Avg: 28,973 -34.10%
Blocks Transactions Value of Method 6-1 (thou. €): 7,187.64	Derivatives Trades Number: 2,791
Blocks Transactions Value of Method 6-2 & 6-3 (thou. €): 0.00	Daily change: number %: -628 -18.37%
Bonds Transactions Value (thou.€): 1,220.26	YtD Avg Trades number % chng prev year Avg: 1,941 -16.71%
Securities' Transactions Volume with Block Trades Method 6-1 (tho): 29,852.57	Lending Total Open Interest: 52,821
Daily change: thou. pieces %: -299,519.01 -90.94%	Daily change: pieces %: -2,060 -3.75%
YtD Avg Volume: % chng prev year Avg: 31,872.04 -5.20%	Lending Volume (Multilateral/Bilateral): 396
Blocks Transactions Volume of Method 6-1 (thou. Pieces): 1,478.78	Daily change: pieces %: 246
Blocks Transactions Volume of Method 6-2 & 6-3 (thou. Pieces): 0.00	Multilateral Lending: 396
Bonds Transactions Volume: 1,256,000	Bilateral Lending: 0
Securities' Trades Number with Block Trades Method 6-1: 43,153	Lending Trades Number: 1
Daily change: number %: -21,554 -33.31%	Daily change: %: 0
YtD Avg Trades number % chng prev year Avg: 39,718 9.65%	Multilateral Lending Trades Number: 1
Number of Blocks Method 6-1: 14	Bilateral Lending Trades Number: 0
Number of Blocks Method 6-2 & 6-3: 0	
Number of Bonds Transactions: 176	

Athex Capitalisation (mill. €) **



Daily Fluctuation of Athex Composite Share Price Index



Athex Indices

Index name	08/03/2024	07/03/2024	pts.	%	Min	Max	Year min	Year max	Year change
Athex Composite Share Price Index	1,427.02 #	1,425.44	1.58	0.11%	1,421.22	1,430.85	1,293.14	1,437.65	10.35% #
Athex Composite Index Total Return Index	2,601.95 #	2,599.08	2.87	0.11%	2,591.39	2,608.94	2,355.44	2,621.34	10.47% #
Athex ESG Index	1,626.32 #	1,622.71	3.61	0.22%	1,616.72	1,629.99	1,471.77	1,643.01	10.50% #
ATHEX Alternative Market Price Index	12,575.91 €	12,578.11	-2.20	-0.02%	12,557.25	12,780.50	9,352.11	13,974.15	34.47% #
FTSE/Athex Large Cap	3,458.14 #	3,450.45	7.69	0.22%	3,437.34	3,466.40	3,122.79	3,495.52	10.74% #
FTSE/Athex Mid Cap Index	2,435.12 €	2,436.82	-1.70	-0.07%	2,421.90	2,441.17	2,212.15	2,459.55	8.19% #
FTSE/ATHEX High Dividend Yield Index	4,159.67 #	4,145.41	14.26	0.34%	4,130.97	4,171.03	3,752.57	4,182.26	10.30% #
FTSE/Athex Market Index	825.33 #	823.80	1.53	0.19%	821.03	827.20	746.82	834.20	10.51% #
FTSE/Athex Banks	1,230.74 €	1,231.49	-0.75	-0.06%	1,219.72	1,240.44	1,057.67	1,269.79	15.93% #
FTSE/ATHEX TECHNOLOGY & TELECOMMUNICAT	5,519.11 #	5,503.26	15.85	0.29%	5,468.67	5,541.59	4,915.95	5,567.15	8.81% #
FTSE/ATHEX FINANCIAL SERVICES	5,799.60 €	5,803.41	-3.81	-0.07%	5,749.40	5,844.22	4,996.31	5,980.67	15.66% #
FTSE/ATHEX REAL ESTATE	4,893.46 #	4,892.81	0.65	0.01%	4,885.12	4,905.77	4,836.39	5,120.52	-1.35% €
FTSE/ATHEX CONSUMER DISCRETIONARY	5,458.46 #	5,442.85	15.61	0.29%	5,415.19	5,479.44	4,993.33	5,557.48	8.83% #
FTSE/ATHEX CONSUMER STAPLES	5,717.81 #	5,674.38	43.43	0.77%	5,665.24	5,727.04	5,069.68	5,770.97	12.37% #
FTSE/ATHEX INDUSTRIALS	5,842.87 #	5,822.35	20.52	0.35%	5,798.35	5,858.28	5,044.08	5,858.28	14.98% #
FTSE/ATHEX BASIC MATERIALS	5,189.08 €	5,252.09	-63.01	-1.20%	5,178.86	5,252.09	4,869.63	5,876.05	6.56% #
FTSE/ATHEX ENERGY & UTILITIES	5,255.11 #	5,228.82	26.29	0.50%	5,200.41	5,259.57	4,987.63	5,361.67	5.36% #
Athex All Share Index	329.76 #	329.56	0.20	0.06%	329.76	329.76	304.60	332.01	9.19% #
Hellenic Mid & Small Cap Index	2,074.91 €	2,076.12	-1.21	-0.06%	2,066.35	2,080.63	1,929.00	2,087.26	7.56% #
FTSE/Athex Large Cap Total Return	5,725.88 #	5,713.15	12.73	0.22%			5,201.70	5,780.01	10.81% #
FTSE/Athex Mid Cap Total Return	3,279.42 €	3,281.71	-2.29	-0.07%			3,005.84	3,302.69	8.19% #
MSCI GREECE REBASED	5,536.83 #	5,522.22	14.61	0.26%	5,494.07	5,552.01	4,984.69	5,636.99	11.08% #
Hellenic Corporate Bond Index	130.70 #	130.62	0.08	0.06%			129.54	130.70	0.82% #
Hellenic Corporate Bond Price Index	90.90 #	90.85	0.05	0.05%			90.52	90.97	0.28% #

Note 1: FTSE/Med 100, Hellenic Corporate Bond Price Index and Hellenic Corporate Bond Index closing prices refer to the previous trading day of 06/03/2024.

Note 2: The Hellenic Mid & Small Cap Index is a Customized index calculated by the Athens Exchange.

Analytic Figures for Athex Market's Boards and Categories

	Total Traded Securities	Main Market	Surveillance	Exchange Traded Funds (ETFs)
Totals	122	115	6	1
Gain / Lose / Same:	50 / 48 / 24	48 / 47 / 20	1 / 1 / 4	1 / 0 / 0
Athex Capitalisation (mill. €) **	98,374.22	98,275.77	98.45	
Daily Average Trans/ons Value(thou.€)	136,387.29	136,079.58	60.32	305.85
Transactions Value	123,116.36	122,869.88	9.08	237.41
Main Board:	115,928.73	115,682.24	9.08	237.41
Blocks Board 6_2_3:	7,187.64	7,187.64	0.00	0.00
Forced Sales Board:	0.00	0.00	0.00	0.00
Special Terms Board:	0.00	0.00	0.00	0.00
Daily Average Transactions Volume	31,872,042	31,597,856	281,269	9,027
Transactions Volume	29,852,572	29,807,477	38,268	6,827
Main Board:	28,373,788	28,328,693	38,268	6,827
Blocks Board 6_2_3:	1,478,784	1,478,784	0	0
Forced Sales Board:	0	0	0	0
Special Terms Board:	0	0	0	0
Daily Average Number of Trades	39,718	39,558	91	70
Number of Trades	43,153	43,055	42	56
Main Board:	43,139	43,041	42	56
Blocks Board 6_2_3:	14	14	0	0
Forced Sales Board:	0	0	0	0
Special Terms Board:	0	0	0	0

Trading Details by Athex Sectors and Financial Instruments (ETFs)

Code	Sectors	Gain / Lose / Same	Number of Trades	Transactions Volume	Transactions Value	% of Total Trans. Value
3010	- Banks	3 / 4 / 0	21,009	23,525,770	74,760,822.25	60.72%
5510	- Basic Resources	5 / 6 / 3	1,617	493,209	1,493,740.89	1.21%
5010	- Construction & Materials	7 / 5 / 3	3,421	1,080,724	8,239,530.06	6.69%
4020	- Consumer Products & Services	3 / 2 / 2	364	75,732	223,182.03	0.18%
6010	- Energy	4 / 0 / 0	1,457	269,478	2,740,339.27	2.23%
12000	- Financial Instruments	1 / 0 / 0	56	6,827	237,409.31	0.19%
3020	- Financial Services	1 / 2 / 1	339	100,732	566,164.37	0.46%
4510	- Food Beverage & Tobacco	1 / 3 / 1	251	57,320	434,763.27	0.35%
2010	- Health Care	1 / 2 / 0	242	216,373	201,788.23	0.16%
5020	- Industrial Goods & Services	7 / 6 / 3	1,430	633,728	4,736,757.72	3.85%
3030	- Insurance	1 / 0 / 0	49	5,181	25,544.64	0.02%
4030	- Media	0 / 0 / 1	2	550	286.00	0.00%
4520	- Personal Care, Drug & Grocery Stores	1 / 1 / 0	292	45,849	398,792.12	0.32%
3510	- Real Estate	5 / 3 / 5	785	227,520	908,095.67	0.74%
4040	- Retail	2 / 2 / 1	1,178	226,928	4,320,670.49	3.51%
1010	- Technology	2 / 5 / 4	1,772	681,960	2,441,013.83	1.98%
1510	- Telecommunications	1 / 1 / 0	1,288	322,928	4,392,054.96	3.57%
4050	- Travel & Leisure	2 / 3 / 0	2,225	923,524	4,055,043.87	3.29%
6510	- Utilities	3 / 3 / 0	5,376	958,239	12,940,363.93	10.51%

Top 10 best & worst performing Shares

Main Market

With positive Price change	Closing price	change	With negative Price change	Closing price	change
ELINOIL S.A. (CR)	2.75	9.56% #	CENERGY HOLDINGS (CB)	7.2	-3.87% €
N. LEVENTERIS (CR)	0.398	9.34% #	PAPOUTSANIS (CR)	2.31	-2.53% €
EVROFARMA SA (CR)	1.91	4.37% #	PROFILE SA (CR)	4.48	-1.97% €
ELTON SA (CR)	2.04	3.29% #	IKTINOS HELLAS SA (CR)	0.51	-1.92% €
REVOIL (CR)	1.74	2.96% #	CENTRIC HOLDINGS (CR)	0.401	-1.72% €
DOMIKI KRITIS SA (CR)	4.61	2.67% #	ELLAKTOR (CR)	2.61	-1.70% €
GEK TERNA (CR)	15.58	2.36% #	VIOHALCO SA/NV (CB)	5.76	-1.54% €
GR. SARANTIS S.A. (CR)	9.67	2.33% #	PETROPOULOS PETROS (CR)	10	-1.48% €
THESSALONIKA WATER & SEWERAGE	3.44	1.78% #	ELVALHALCOR (CR)	2.03	-1.46% €
KLOUKINAS - LAPPAS SA (CR)	1.66	1.53% #	PPC (CR)	11.69	-1.43% €
With the highest Transactions Value	Value (thou. €)	change	With the highest Transactions Volume	Volume	change
PIRAEUS FINANCIAL HOLD (CR)	46,806.77	-1.22% €	PIRAEUS FINANCIAL HOLD (CR)	11,515,872	-1.22% €
ALPHA SERVICES HOLD (CR)	10,532.22	-0.03% €	ALPHA SERVICES HOLD (CR)	6,163,748	-0.03% €
EUROBANK HOLDINGS (CR)	8,825.74	0.79% #	EUROBANK HOLDINGS (CR)	4,639,264	0.79% #
NATIONAL BANK (CR)	8,005.09	-0.23% €	NATIONAL BANK (CR)	1,133,514	-0.23% €
GEK TERNA (CR)	5,672.50	2.36% #	INTRALOT (CR)	643,566	0.67% #
MYTILINEOS (CR)	4,810.31	1.43% #	GEK TERNA (CR)	366,585	2.36% #
OTE (CR)	4,377.70	1.25% #	ATHENS INTL AIRPORT (CR)	340,100	-0.26% €
JUMBO SA (CR)	4,001.81	1.29% #	PPC (CR)	328,326	-1.43% €
PPC (CR)	3,869.03	-1.43% €	OTE (CR)	321,063	1.25% #
TERNA ENERGY (CR)	3,514.99	1.53% #	QUALITY & RELIABILITY SA (CR)	296,759	0.00% -

Note: Stocks that are not included in the "Under Supervision" category, and the transactions value is more than 10,000 €.

Derivatives Summary

	Number of Trades	Volume	Open Interest
Index Futures	98	539	7,095
FTSE/Athex Banks	7	76	1,712
FTSE/Athex Large Cap	91	463	5,031
MSCI GREECE REBASED	0	0	352
Stock Futures	2,686	76,463	524,520
ADMIE (IPTO) HOLDING S.A. (CR)	75	1,621	30,583
AEGEAN AIRLINES (CR)	67	429	6,351
ALPHA SERVICES HOLD (CR)	447	22,507	199,893
ATHENS INTL AIRPORT (CR)	6	25	0
AUTOHELLAS SA (CR)	7	183	313
AVAX S.A. (CR)	39	245	1,381
CC HBC AG (CR)	10	46	130
CENERGY HOLDINGS (CB)	69	472	5,450
ELLAKTOR (CR)	51	293	4,563
ELVALHALCOR (CR)	32	450	5,261
EUROBANK HOLDINGS (CR)	149	9,539	35,248
EYDAP S.A. (CR)	15	41	5,061
FOURLIS (CR)	9	30	1,431
GEK TERNA (CR)	169	998	13,995
HELLENIC EXCHANGES-A.S.E. (CR)	68	589	10,313
HELLENIQ ENERGY (CR)	22	158	5,672
INTRACOM HOLDINGS (CR)	38	97	8,771
INTRAKAT (CR)	9	30	3,504
JUMBO SA (CR)	14	82	584
LAMDA DEVELOPMENT SA (CR)	24	290	7,934
MIG (CR)	0	0	110
MOTOR OIL (CR)	15	58	551
MYTILINEOS (CR)	140	1,328	5,033
NATIONAL BANK (CR)	168	1,369	14,574
OPAP (CR)	17	83	1,390
OPTIMA BANK (CR)	11	60	122
OTE (CR)	135	1,446	10,254
P.P.A. S.A. (CR)	0	0	108
PIRAEUS FINANCIAL HOLD (CR)	484	17,140	84,126
PPC (CR)	125	13,315	30,583
QUEST HOLDINGS (CR)	6	7	234
TERNA ENERGY (CR)	160	3,233	25,165
TITAN CEMENT (CB)	10	17	263
VIOHALCO SA/NV (CB)	95	282	5,569
Index Options	7	111	1,062
FTSE/Athex Large Cap	7	111	1,062
Stock Options	0	0	1,590
ALPHA SERVICES HOLD (CR)	0	0	1,000
NATIONAL BANK (CR)	0	0	277
OPAP (CR)	0	0	52
OTE (CR)	0	0	147
PIRAEUS FINANCIAL HOLD (CR)	0	0	30
PPC (CR)	0	0	84
Total Derivatives Traded	2,791	77,113	534,267

Daily Official List

Year: 145 Trading Day No: 49

Section 2: Analytic Figures of Shares Transactions

Friday, 8 March, 2024

Number of Outstanding Securities	Nominal Value	Dividends [1]			Date of Last Coupon		Note	Shares	Closing price	% change	Previous closing price/date	Open price	Price min	Price max	Last price	Avg price	Last Bid [7]	Last Ask [7]	P/E after tax	Year	Volume	Trades	Transactions Value[8]	Company Mkt Value (thou. €)	Year low	Year high	Sector[4]		
		2021	2022	2023	Dividend [2]	Right																							
10,500,000	0.950	---	---	---	24/06/2008	21/07/2023	---	MEVACO SA (CR)	3.88	-0.51 C	3.9	07/03/2024	3.96	3.88	3.98	3.88	3.924	524@3.88	500@3.98	---	2022	2,125	18	8,338.96	40,740.00	3.62	4.32	55102015	
57,434,884	1.17	---	---	---	05/06/2008	12/06/2009	---	REDS S.A. (CR)	2.27	---	2.27	07/03/2024	2.27	2.27	2.27	2.27	2.27	512@2.27	1000@2.33	---	---	90	1	204.30	130,377.19	2.26	2.5	35101010	
205,177,538	0.500	0.02	0.03	---	23/06/2023	28/12/2023	---	TRASTOR REAL EST. INV. CO.(CR)	1.18	2.61 P	1.15	07/03/2024	1.18	1.18	1.18	1.18	1.18	541@1.12	25@1.18	---	---	2,000	1	2,360.00	242,109.49	1.1	1.42	35102000	
15,300,000	0.300	---	---	---	30/07/2009	13/12/1999	---	ATTICA PUBLICATIONS SA (CR)	0.378	---	0.378	07/03/2024	---	---	---	---	1960@0.348	1700@0.414	---	---	---	---	---	---	5,783.40	0.292	0.378	40301030	
6,325,000	0.600	0.19	0.153	---	03/07/2023	17/02/2014	---	VOYATZOGLOU (CR)	2.3	---	2.3	07/03/2024	2.24	2.24	2.32	2.3	2.307	100@2.24	75@2.30	---	---	423	11	975.74	14,547.50	2.2	2.7	50205010	
15,000,000	0.300	---	---	---	06/07/2007	18/07/2000	---	DAIOS PLASTICS SA (CR)	3.8	---	3.8	07/03/2024	---	---	---	---	---	---	101@4.18	---	---	---	---	---	57,000.00	3.18	4.18	50203015	
86,735,980	0.310	---	---	---	06/07/2009	07/09/2023	---	ATHENS MEDICAL CENTER SA (CR)	1.785	-0.28 C	1.79	07/03/2024	1.81	1.77	1.81	1.785	1.782	501@1.78	540@1.80	---	---	2,906	28	5,177.92	154,823.72	1.75	2.03	20101025	
2,760,000	11.83	11	11.8	---	14/06/2023	16/07/1990	---	KARELIA (CR)	342	-1.72 C	348	07/03/2024	340	340	348	348	340.4	53@340.00	3@348.00	---	---	20	5	6,808.00	943,920.00	330	350	45103010	
6,700,000	0.800	0.047	0.047	---	23/08/2023	29/05/2014	---	MILLS KEPENOS (CR)	2.04	---	2.04	07/03/2024	---	---	---	---	---	980@2.00	185@2.18	---	2022	---	---	---	---	13,668.00	1.96	2.26	45102020
18,017,472	0.360	---	---	---	09/09/2022	28/08/2017	---	KTIMA KOSTAS LAZARIDIS SA (CR)	1.76	---	1.76	07/03/2024	---	---	---	---	---	500@1.76	290@1.78	---	---	---	---	---	---	31,710.75	1.65	1.88	45101015
21,364,000	1.12	---	0.4	---	21/08/2023	08/03/2023	---	LAMPASA HOTEL SA (CR)	29.2	---	29.2	07/03/2024	---	---	---	---	---	100@29.00	100@30.00	---	---	---	---	---	---	623,828.80	28.4	32.4	40501025
32,188,050	1.04	---	---	---	21/07/2008	20/01/2000	---	MOUZAKIS (CR)	0.8	---	0.8	07/03/2024	0.84	0.84	0.84	0.84	0.84	300@0.770	1980@0.840	---	---	10	1	8.40	25,750.44	0.67	0.92	55101020	
8,321,682	0.670	---	---	---	17/08/2007	23/11/1999	---	N. LEVENTERIS (CR)	0.398	9.34 P	0.364	07/03/2024	0.376	0.376	0.4	0.398	0.397	240@0.380	4924@0.400	---	2022	27,846	35	11,046.40	4,133.03	0.27	0.4	55102010	
6,340,000	0.600	0.17	0.1	0.2	11/12/2023	11/01/2024	---	NAKAS MUSIC	2.84	---	2.84	07/03/2024	2.82	2.8	2.82	2.8	2.812	378@2.80	9@2.88	---	---	112	4	314.92	18,005.60	2.54	3.16	40401030	
10,080,000	3.00	1.5	1.45	---	11/05/2023	27/08/2001	---	TPA SA (CR)	22	---	22	07/03/2024	22	21.9	22	22	21.986	276@21.80	471@22.00	---	---	295	4	6,486.00	221,760.00	21.2	23.5	50206060	
27,379,200	0.980	---	0.45	---	01/08/2023	29/08/2022	---	CRETE PLASTICS SA (CR)	16	---	16	07/03/2024	16	16	16	16	16	250@15.30	150@15.90	---	---	86	1	1,376.00	438,067.20	14.4	16.4	50203015	
255,494,534	2.71	0.279	0.255	0.11	11/12/2023	30/09/2021	---	PRODEA (CR)	7.35	---	7.35	07/03/2024	7.2	7.2	7.2	7.2	7.2	48@7.20	4@7.35	---	---	254	3	1,828.80	1,877,884.82	7	7.95	35102000	
4,181,450	0.500	---	---	---	21/08/2000	05/03/2002	---	FLOUR MILLS SARANTOPOULOS SA	1.07	---	1.07	07/03/2024	---	---	---	---	---	500@0.970	100@1.17	---	---	---	---	---	---	4,474.15	0.965	1.07	45102020

Exchange Traded Funds (ETFs)

924,675	---	---	---	---	15/06/2016	---	---	ALPHA ETF FTSE Athex Large Cap	34.955	0.52 P	34.775	07/03/2024	34.87	34.67	34.985	34.955	34.775	4@34.82	---	---	---	6,827	56	237,409.31	---	31.58	38	12003
---------	-----	-----	-----	-----	------------	-----	-----	--------------------------------	--------	--------	--------	------------	-------	-------	--------	--------	--------	---------	-----	-----	-----	-------	----	------------	-----	-------	----	-------

Surveillance

89,078,604	0.040	---	---	---	07/07/2010	16/01/2024	5160	FRIGOGLOSS SA (CR)	0.35	-0.57 C	0.352	07/03/2024	0.35	0.35	0.35	0.35	0.35	5000@0.340	11931@0.350	---	---	7,106	15	2,487.10	31,177.51	0.256	0.44	50204000	
65,326,268	0.530	---	---	---	04/07/2007	19/07/2006	4750	SATO SA (CR)	0.047	---	0.047	07/03/2024	0.044	0.044	0.046	0.046	0.046	10000@0.044	9044@0.046	---	---	14,000	6	642.00	3,070.33	0.027	0.067	40202015	
13,191,620	0.620	---	---	---	04/08/2010	09/09/2002	5232	YALCO - CONSTANTINOU (CR)	0.2	---	0.2	07/03/2024	---	---	---	---	---	4999@0.180	756@0.198	---	---	---	---	---	---	2,638.32	0.178	0.208	40202020
17,579,754	4.16	---	---	---	18/08/2006	02/08/2010	---	BIOTER SA (CR)	0.4	---	0.4	07/03/2024	0.4	0.4	0.4	0.4	0.4	2000@0.390	7025@0.400	---	---	5,000	9	2,000.00	7,031.90	0.2	0.436	50101010	
54,654,600	0.050	---	---	---	01/07/1998	30/12/2022	5275	VIS SA (CR)	0.256	9.40 P	0.234	07/03/2024	0.256	0.256	0.256	0.256	0.256	1398@0.256	---	---	2023	8,602	7	2,202.11	13,991.58	0.22	0.288	50203030	
51,754,364	0.300	---	---	---	23/12/2003	24/01/2007	5197	SELECTED TEXT. IND. ASSOC (CR)	0.15	---	0.15	07/03/2024	---	---	---	---	---	4750@0.135	1530@0.150	---	---	---	---	---	---	7,763.15	0.108	0.155	55101020
15,842,391	1.51	---	---	---	15/07/2009	12/05/2000	5141	BITROS HOLDING SA (CR)	0.615	---	0.615	07/03/2024	0.615	0.615	0.615	0.615	0.615	910@0.600	50@0.615	---	---	2,000	2	1,230.00	9,743.07	0.46	0.755	55102010	
24,319,250	0.300	---	---	---	09/07/2002	04/07/2007	5165	PROODEFTIKH SA (CR)	0.342	---	0.342	07/03/2024	0.314	0.314	0.342	0.342	0.331	3500@0.314	1600@0.334	---	---	1,560	3	516.24	8,317.18	0.31	0.4	50101010	
28,438,268	0.070	---	---	---	21/08/2006	24/11/1999	5253	SPIROY AGRICULTURE SA (CR)	0.21	---	0.21	07/03/2024	---	---	---	---	---	4000@0.200	500@0.228	---	---	---	---	---	---	5,972.04	0.175	0.252	45102010
1,011,000	1.00	---	---	---	01/07/2004	11/12/2012	5193	TRIA ALFA SA (CR)	8.65	---	8.65	07/03/2024	---	---	---	---	---	30@7.90	20@8.45	---	2022	---	---	---	---	8,745.15	6.65	8.65	55101020

Suspension Status

12,417,000	0.310	---	---	---	27/08/2019	28/08/2017	5233	MLS MULTIMEDIA SA (CR)	0.57	---	0.57	12/05/2020	---	---	---	---	---	---	---	---	---	---	---	---	---	7,077.69	0.57	0.57	10101015	
6,330,002	0.300	---	---	---	25/06/2002	15/03/2019	5278	VARVARESSOS (CR)	0.24	---	0.24	02/05/2023	---	---	---	---	---	---	---	---	---	---	---	---	---	---	1,519.20	0.24	0.24	55101020
3,961,300	1.28	---	---	---	29/06/2004	03/08/2000	5248	DUROS SA (CR)	0.25	---	0.25	24/04/2023	---	---	---	---	---	---	---	---	---	---	---	---	---	---	990.33	0.25	0.25	40204020
7,125,216	0.650	---	---	---	01/07/2005	14/12/1999	4955	KRE.KA SA (CR)	0.28	---	0.28	06/04/2023	---	---	---	---	---	---	---	---	---	---	---	---	---	---	1,995.06	0.28	0.28	45102010
7,734,375	1.00	---	---	---	09/07/2007	07/01/2011	5277	LIVANIS SA (CR)	0.125	---	0.125	28/04/2023	---	---	---	---	---	---	---	---	---	---	---	---	---	---	966.80	0.125	0.125	40301030

Shares' Notes

Code	Note text
()	- Adjusted dividends.
*	- Last adjusted closing price.
[1]	- Net dividends.
[2]	- The "Date of Last Coupon" for New listings refers to the date company's stocks started to trade in Athex
[3]	- The Company Market Value is referred to the number of outstanding shares
[4]	- Sectors codification can be found in Appendix A
[5]	- The Market Value refers to the total number of shares listed (including their several classes) in the exchange by the company.
[6]	- P/E greater than 100
[7]	- Last view of the Order Book before the end of the trading session
[8]	- All Blocks Methods' Transactions Value are included.
4750	- Transfer to the Under Surveillance Category from 8/4/2011.
4955	- Transfer to the Surveillance Category as from 5/4/2013.
5093	- Transfer to the Surveillance Category as of 8/4/2015.
5141	- Transfer to the Surveillance Category as of 10/05/2017.
5160	- Transfer to the Surveillance Category as of 15/04/2016.
5165	- Transfer to the Surveillance Category as of 15/02/2018.
5193	- Transfer to the Surveillance Category as of 25/10/2018.
5197	- Transfer to the Surveillance Category as of 07/11/2018.
5232	- Transfer to the Under Surveillance Category from 08/04/2011.
5233	- Suspension of trading as of 13/05/2020.
5248	- Transfer to the Surveillance Category as of 06/09/20116.
5253	- Transfer to the Surveillance Category as of 14/5/2021.
5275	- Transfer to the Surveillance Category as of 09/07/2020.
5277	- Suspension of trading as of 02/05/2023.
5278	- Suspension of trading as of 03/05/2023.

Securities Blocks Details

Securities	Block Volume	Price	Block Trade Value	Time of approval	Note
PIRAEUS FINANCIAL HOLD (CR)	94,111	4.11	387,172.65	10:31:23	20
PIRAEUS FINANCIAL HOLD (CR)	50,000	4.10	205,000.00	10:43:34	20
GEK TERNA (CR)	25,000	15.40	385,000.00	10:46:23	20
ALPHA SERVICES HOLD (CR)	212,000	1.70	360,930.00	11:19:52	20
NATIONAL BANK (CR)	50,000	7.08	354,000.00	12:29:11	20
NATIONAL BANK (CR)	50,000	7.08	354,000.00	12:32:39	20
EUROBANK HOLDINGS (CR)	308,000	1.91	589,050.00	13:08:21	20
JUMBO SA (CR)	13,000	26.80	348,400.00	16:09:13	20
JUMBO SA (CR)	13,002	26.78	348,193.56	16:10:14	20
ATHENS INTL AIRPORT (CR)	273,488	8.66	2,367,038.64	16:16:35	20
ALPHA SERVICES HOLD (CR)	250,000	1.71	427,250.00	16:21:33	20
PIRAEUS FINANCIAL HOLD (CR)	75,046	4.07	305,437.22	16:58:19	20
NATIONAL BANK (CR)	50,000	7.03	351,400.00	17:03:25	20
JUMBO SA (CR)	15,137	26.74	404,763.38	17:19:17	20

Blocks Notes

9 - Method 6-1 / Special Fees

10 - Method 6-1 / Special Fees, SDS

14 - Method 6-3 / Settlement, Incomplete Buy and Sell

18 - Method 6-2 / SPOT 1

19 - Method 6-2 / SPOT 2

20 - Method 6-1 and Method 6-1 Same Day Settlement

21 - Other Pre-agreed

Shares Rights Details

Occured date	Exercise from	Exercise until	Trading until	Rights	Price min	Price max	Closing price	Last Bid	Last Ask	Volume	Trades	Transactions Value
--------------	---------------	----------------	---------------	--------	-----------	-----------	---------------	----------	----------	--------	--------	--------------------

No Rights Transactions.

Forced Sales Details

Securities	Category of Security	Transactions Volume	Number of Trades	Transactions Value	Note
No Forced Transactions.					

Forced Sales Notes

- 1 - Compulsory Public Forced Sales
- 2 - Forced Sales of Fixed Registered Shares
- 3 - Forced Sales of Remaining Fractional Shares

Exchange Traded Funds (ETFs) Characteristics

	Transactions Date (T)	Creation / Redemption	Units (T-1)	New Units (T-1)	Redemption Units (T-1)	Units (T) [1]	Fund Assets [2]	Net Unit Price	Dividend per Unit	Dividend Date
ALPHA ETF FTSE Athex Large Cap	08/03/2024	5,000	924,675	---	---	924,675	32,163,040.00	34.7831	0.62	03/07/2023

ETFs Notes

[1] - Units (T) = Units (T-1) + New Units (T-1) - Redemption Units (T-1)

[2] - The Creation / Redemption Units of T-1 are included.

Non Convertible Corporate Bonds - Regulated Market

Num Listed Bonds	Nominal price	Issue price	Today's Rate	Exp. Date	Duration (years)	Note	Coupon		Trading Unit	Corporate Bonds	Accrued Int.	Yield.T.Mat	Price min	Price max	Closing price	Previous closing price/date	Volume	Transactions Value	Last order		ear min	Year max		
							Common	Preferred											Price	Buy / Sell			Date	
130,000	1,000.00	1,000.00	6.00	27/02/2029	5	---	1	---	1	INTRALOT S.A. (Non Convertible)	2.3333	5.8720	100.0200	100.8000	100.4611	100.0050	07/03/2024	228,000	229,583.20	100.3000	B	38/03/2024	99.6000	100.9000
320,000	1,000.00	1,000.00	3.40	21/07/2027	7	---	8	---	1	LAMDA DEVELOPMENT S.A. (Non Convertible)	4.7222	4.7850	94.0000	94.4000	94.1732	94.3780	07/03/2024	41,000	38,804.62	93.5400	B	38/03/2024	92.0000	96.6083
200,000	1,000.00	1,000.00	2.10	27/10/2027	7	---	7	---	1	O.P.A.P. S.A. (Non Convertible)	7.9917	3.6230	94.2000	94.3270	94.2000	93.5000	07/03/2024	2,000	1,901.25	92.4211	B	38/03/2024	90.5800	94.5034
200,000	1,000.00	1,000.00	1.90	23/03/2028	7	---	6	---	1	MOTOR OIL CORINTH REFINERIES SA (Non Convertible)	8.9194	4.0690	91.5500	91.8000	91.5619	91.5500	07/03/2024	21,000	19,415.31	91.5500	B	38/03/2024	90.8000	92.4499
100,000	1,000.00	1,000.00	2.95	11/02/2027	5	---	5	---	1	SAFE BULKERS PARTICIPATIONS PLC (Non Convertible)	2.3764	4.8470	93.9999	94.7000	94.2908	93.5910	07/03/2024	38,000	35,920.80	94.7000	B	38/03/2024	93.3364	97.0000
230,000	1,000.00	1,000.00	4.70	12/07/2029	7	---	4	---	1	LAMDA DEVELOPMENT S.A. (Non convertible)	7.8333	4.6700	98.4000	98.6000	98.5333	98.6000	07/03/2024	94,000	93,357.67	98.5500	B	38/03/2024	98.3500	101.2000
100,000	1,000.00	1,000.00	4.40	26/07/2029	7	---	4	---	1	CPLP SHIPPING HOLDINGS PLC (Non Convertible)	5.6222	4.7490	96.5299	97.0000	97.0000	95.4550	07/03/2024	22,000	21,444.79	97.0000	B	38/03/2024	95.0948	100.2438
199,375	1,000.00	1,000.00	3.60	12/03/2026	7	---	10	---	1	AEGEAN AIRLINES S.A. (Non Convertible)	---	3.9870	97.9000	97.9000	97.9000	97.8610	07/03/2024	17,000	16,643.00	97.9500	B	38/03/2024	96.7110	99.3000
150,000	1,000.00	1,000.00	2.60	22/10/2026	7	---	9	---	1	TERNA ENERGY FINANCE S.A. (Non Convertible)	10.1833	4.3320	93.4000	94.9900	94.6731	93.3910	07/03/2024	25,000	23,922.85	93.4015	B	38/03/2024	92.8293	95.5999
500,000	1,000.00	1,000.00	2.75	03/07/2027	7	---	8	---	1	GEK TERNA S.A. (Non Convertible)	5.2708	4.8970	92.2500	92.9000	92.3431	92.7240	07/03/2024	121,000	112,372.97	92.4000	B	38/03/2024	91.6000	94.0000
200,000	1,000.00	1,000.00	4.25	23/01/2029	5	---	1	---	1	AUTOHELLAS S.A. (Non Convertible)	5.7847	4.2760	99.2000	99.8000	99.8000	99.4420	07/03/2024	7,000	7,007.49	99.8000	B	38/03/2024	97.5000	101.0000
175,000	1,000.00	1,000.00	3.40	26/07/2024	5	---	10	---	1	ATTICA HOLDINGS S.A. (Non Convertible)	4.3444	4.7400	99.2000	99.2000	99.2000	99.1000	05/03/2024	31,000	30,886.68	98.8501	B	38/03/2024	98.5000	99.4000
100,000	1,000.00	1,000.00	2.70	25/05/2026	5	---	6	---	1	COSTAMARE PARTICIPATIONS PLC (Non Convertible)	7.9500	4.2310	96.1999	96.1999	96.1999	96.0000	07/03/2024	1,000	969.95	95.8500	B	38/03/2024	92.6789	97.0000
300,000	1,000.00	1,000.00	2.30	20/07/2028	7	---	6	---	1	PRODEA REIC S.A.(Non Convertible)	3.1944	4.8200	89.5000	90.0000	89.7186	89.5000	07/03/2024	35,000	31,513.31	89.6000	B	38/03/2024	86.1234	92.3500
150,000	1,000.00	1,000.00	2.65	22/10/2026	5	---	5	---	1	CPLP SHIPPING HOLDINGS PLC (Non Convertible)	10.3792	4.8850	94.0000	94.0500	94.0010	94.0500	07/03/2024	100,000	95,038.92	94.0000	B	38/03/2024	93.5000	95.0000
250,000	1,000.00	1,000.00	2.45	16/11/2028	7	---	5	---	1	ELVALHALCOR S.A. (Non Convertible)	7.9625	4.3560	91.2000	91.8999	91.5000	91.5000	07/03/2024	41,000	37,795.46	91.0000	B	38/03/2024	88.4206	93.3000
120,000	1,000.00	1,000.00	2.65	06/12/2028	7	---	5	---	1	NOVAL PROPERTY REIC (Non Convertible)	7.1403	4.4870	90.1102	91.6475	91.6475	90.7000	07/03/2024	22,000	20,120.66	90.5001	B	38/03/2024	88.5000	93.1999
300,000	1,000.00	1,000.00	2.30	14/12/2028	7	---	5	---	1	GEK TERNA S.A. (Non Convertible)	5.6861	5.1980	87.3800	87.8000	87.7500	87.2500	07/03/2024	35,000	30,824.81	87.0000	B	38/03/2024	85.0000	89.9890

Corporate Bonds Notes

Transactions Volume = (Pieces) * (Nominal Price). Transactions Value = (Pieces) * (Nominal Price) * (price %) + (Accrued interest).

The price of a Bond is stated as a percentage (%) of Bond's Nominal Price.

Nominal Price in Euros (€), except if it is noted differently.

Non Convertible Corporate Bonds - Regulated Market

Num Listed Bonds	Nominal price	Issue price	Today's Rate	Exp. Date	Duration (years)	Note	Coupon		Trading Unit	Corporate Bonds	Accrued Int.	Yield.T.Mat	Price min	Price max	Closing price	Previous closing price/date	Volume	Transactions Value	Last order		ear min	Year max		
							Common	Preferred											Price	Buy / Sell			Date	
100,000	1,000.00	1,000.00	2.80	25/01/2027	5	---	5	---	1	PREMIA S.A. (Non Convertible)	3.6556	5.2120	91.6521	93.0829	93.0829	92.9540	07/03/2024	9,000	8,299.38	91.8039	B	08/03/2024	90.9974	97.8048
500,000	1,000.00	1,000.00	4.00	10/07/2030	7	---	2	---	1	MYTILINEOS S.A. (Non Convertible)	6.8889	4.1010	98.7000	99.0000	98.9250	98.7620	07/03/2024	362,000	360,313.06	98.8000	B	08/03/2024	98.4200	100.6000
120,000	1,000.00	1,000.00	3.95	04/04/2025	7	---	12	---	1	GEK TERNA S.A. (Non Convertible)	17.5556	3.8100	---	---	---	99.2000	07/03/2024	---	---	99.3500	B	08/03/2024	98.6000	99.7800
100,000	1,000.00	1,000.00	5.50	15/12/2028	5	---	1	---	1	IDEAL HOLDINGS S.A. (Non Convertible)	13.4444	5.0120	101.6500	101.6500	101.6500	101.6500	07/03/2024	4,000	4,119.78	101.6500	B	08/03/2024	100.6502	103.4000

Corporate Bonds Notes

Transactions Volume = (Pieces) * (Nominal Price). Transactions Value = (Pieces) * (Nominal Price) * (price %) + (Accrued interest).

The price of a Bond is stated as a percentage (%) of Bond's Nominal Price.

Nominal Price in Euros (€), except if it is noted differently.

Government Bonds

Number Listed Bonds	Nominal price	Today's Rate	Accrued Interest Calc	Exp. Date [1]	Duration (years)	Note	Coupons Date	Curr. coupon value	Trading Unit	Government Bonds	Price min	Price max	Closing price	Previous closing price/date	Volume	Transactions Value	Price	Last order Buy / Sell	Date
4,500,000	1,000.00	1.88	Actual/Actual	04/02/2035	15	---	04/02	1.88	1	GGB-FXD-040235-15Y-1.875-1.000	---	---	---	---	---	---	---	---	---
1,805,793	1,000.00	3.45	Actual/Actual	02/04/2024	5	---	02/04	3.45	1	GGB-FXD-020424-05Y-3.450-1.000	---	---	---	---	---	---	---	---	---
6,000,000	1,000.00	0.75	Actual/Actual	18/06/2031	10	---	18/06	0.75	1	GGB-FXD-180631-10Y-0.750-1.000	---	---	---	---	---	---	---	---	---
3,350,000	1,000.00	3.88	Actual/Actual	15/06/2028	5	---	15/06	3.88	1	GGB-FXD-150628-05Y-3.875-1.000	---	---	---	---	---	---	---	---	---
5,962,747,327	1.00	3.75	Actual/Actual	30/01/2028	10	---	/02 - 01/02 - 31/	3.75	1	GGB-FXD-300128-10Y-3.750-1.00	---	---	---	85.4610 13/07/2018	---	---	1.0000	B	28/11/2018
7,067,309,386	1.00	3.90	Actual/Actual	30/01/2033	15	---	/02 - 01/02 - 31/	3.90	1	GGB-FXD-300133-15Y-3.900-1.00	---	---	---	78.6730 13/07/2018	---	---	1.0000	B	28/11/2018
5,622,848,349	1.00	4.00	Actual/Actual	30/01/2037	19	---	/02 - 01/02 - 31/	4.00	1	GGB-FXD-300137-19Y-4.000-1.00	---	---	---	77.0370 13/07/2018	---	---	1.0000	B	28/11/2018
5,476,770,669	1.00	4.20	Actual/Actual	30/01/2042	24	---	/02 - 01/02 - 31/	4.20	1	GGB-FXD-300142-24Y-4.200-1.00	---	---	---	77.7640 13/07/2018	---	---	1.0000	B	28/11/2018
4,000,000	1,000.00	3.38	Actual/Actual	15/06/2034	10	---	15/06	3.38	1	GGB-FXD-150634-10Y-3.375-1.000	---	---	---	---	---	---	---	---	---
40,248,141	1.00	4.30	Actual/Actual	24/02/2025	13	---	24/02	4.30	1	GGB-FXD-240225-13Y-2.000-1.00	---	---	---	10.0000 22/06/2015	---	---	---	---	---
59,586,043	1.00	4.30	Actual/Actual	24/02/2026	14	---	24/02	4.30	1	GGB-FXD-240226-14Y-2.000-1.00	---	---	---	10.0000 22/06/2015	---	---	---	---	---
41,118,344	1.00	4.30	Actual/Actual	24/02/2027	15	---	24/02	4.30	1	GGB-FXD-240227-15Y-2.000-1.00	---	---	---	10.0000 22/06/2015	---	---	---	---	---
45,137,734	1.00	4.30	Actual/Actual	24/02/2028	16	---	24/02	4.30	1	GGB-FXD-240228-16Y-2.000-1.00	---	---	---	10.0000 22/06/2015	---	---	---	---	---
61,768,888	1.00	4.30	Actual/Actual	24/02/2029	17	---	24/02	4.30	1	GGB-FXD-240229-17Y-2.000-1.00	---	---	---	10.0000 22/06/2015	---	---	---	---	---
54,567,744	1.00	4.30	Actual/Actual	24/02/2030	18	---	24/02	4.30	1	GGB-FXD-240230-18Y-2.000-1.00	---	---	---	10.0000 22/06/2015	---	---	---	---	---
37,541,515	1.00	4.30	Actual/Actual	24/02/2031	19	---	24/02	4.30	1	GGB-FXD-240231-19Y-2.000-1.00	---	---	---	10.0000 22/06/2015	---	---	---	---	---
37,558,317	1.00	4.30	Actual/Actual	24/02/2032	20	---	24/02	4.30	1	GGB-FXD-240232-20Y-2.000-1.00	---	---	---	10.0000 22/06/2015	---	---	---	---	---
37,473,732	1.00	4.30	Actual/Actual	24/02/2033	21	---	24/02	4.30	1	GGB-FXD-240233-21Y-2.000-1.00	---	---	---	10.0000 22/06/2015	---	---	---	---	---
33,888,293	1.00	4.30	Actual/Actual	24/02/2034	22	---	24/02	4.30	1	GGB-FXD-240234-22Y-2.000-1.00	---	---	---	10.0000 22/06/2015	---	---	---	---	---
35,177,800	1.00	4.30	Actual/Actual	24/02/2035	23	---	24/02	4.30	1	GGB-FXD-240235-23Y-2.000-1.00	---	---	---	10.0000 22/06/2015	---	---	---	---	---
35,547,268	1.00	4.30	Actual/Actual	24/02/2036	24	---	24/02	4.30	1	GGB-FXD-240236-24Y-2.000-1.00	---	---	---	10.0000 22/06/2015	---	---	---	---	---
40,246,306	1.00	4.30	Actual/Actual	24/02/2037	25	---	24/02	4.30	1	GGB-FXD-240237-25Y-2.000-1.00	---	---	---	10.0000 22/06/2015	---	---	---	---	---
37,643,952	1.00	4.30	Actual/Actual	24/02/2038	26	---	24/02	4.30	1	GGB-FXD-240238-26Y-2.000-1.00	---	---	---	10.0000 22/06/2015	---	---	---	---	---
36,977,100	1.00	4.30	Actual/Actual	24/02/2039	27	---	24/02	4.30	1	GGB-FXD-240239-27Y-2.000-1.00	---	---	---	10.0000 22/06/2015	---	---	---	---	---
41,615,000	1.00	4.30	Actual/Actual	24/02/2040	28	---	24/02	4.30	1	GGB-FXD-240240-28Y-2.000-1.00	---	---	---	10.0000 22/06/2015	---	---	---	---	---
42,227,208	1.00	4.30	Actual/Actual	24/02/2041	29	---	24/02	4.30	1	GGB-FXD-240241-29Y-2.000-1.00	---	---	---	10.0000 22/06/2015	---	---	---	---	---
68,288,487	1.00	4.30	Actual/Actual	24/02/2042	30	---	24/02	4.30	1	GGB-FXD-240242-30Y-2.000-1.00	---	---	---	10.0000 22/06/2015	---	---	---	---	---
4,000,000	1,000.00	3.88	Actual/Actual	12/03/2029	10	---	12/03	3.88	1	GGB-FXD-120329-10Y-3.875-1.000	---	---	---	---	---	---	100.0000	B	15/10/2019
4,500,000	1,000.00	0.00	Actual/Actual	12/02/2026	5	---	12/02	0.00	1	GGB-FXD-120226-05Y-3.000-1.000	---	---	---	---	---	---	---	---	---
2,209,163	1,000.00	3.38	Actual/Actual	15/02/2025	7	---	15/02	3.38	1	GGB-FXD-150225-07Y-3.375-1.000	---	---	---	---	---	---	---	---	---
964,000	1,000.00	3.25	Actual/Actual	20/03/2025	6	---	20/03	3.25	1	GGB-FXD-200325-06Y-3.250-1.000	---	---	---	---	---	---	---	---	---
2,100,000	1,000.00	3.55	Actual/Actual	20/03/2026	7	---	20/03	3.55	1	GGB-FXD-200326-07Y-3.550-1.000	---	---	---	---	---	---	---	---	---
5,500,000	1,000.00	1.50	Actual/Actual	18/06/2030	10	---	18/06	1.50	1	GGB-FXD-180630-10Y-1.500-1.000	---	---	---	---	---	---	---	---	---
3,500,000	1,000.00	4.38	Actual/Actual	18/07/2038	15	---	18/07	4.38	1	GGB-FXD-180738-15Y-4.375-1.000	---	---	---	---	---	---	---	---	---

Government Bonds Notes

Transactions Volume = (Pieces) * (Nominal Price). Transactions Value = (Pieces) * (Nominal Price) * (price %) + (Accrued interest).

The Value of current coupon for the issues with NV 0.01 euro refers to NV 100 euros

FLR: Floating Interest Rate.

[1] - The Expiration Date of the interest bearing period and the Date for coupon payment.

Government Bonds

Number Listed Bonds	Nominal price	Today's Rate	Accrued Interest Calc	Exp. Date [1]	Duration (years)	Note	Coupons Date	Curr. coupon value	Trading Unit	Government Bonds	Price min	Price max	Closing price	Previous closing price/date	Volume	Transactions Value	Price	Last order Buy / Sell	Date
40,000	1,000.00	4.67	FLR	Actual/360	18/09/2024	1	---	18/09 - 19/03	---	1	GGB-FLT-180924-01Y-4.670-1.000	---	---	---	---	---	---	---	---
5,364,250	1,000.00	3.25		Actual/Actual	20/03/2050	30	---	20/03	3.25	1	GGB-FXD-200350-30Y-3.250-1.000	---	---	---	---	---	---	---	---
3,924,361	1,000.00	2.00		Actual/Actual	22/04/2027	7	---	22/04	2.00	1	GGB-FXD-220427-07Y-2.000-1.000	---	---	---	---	---	99.9000	B	22/04/2020
2,500,000	1,000.00	1.88		Actual/Actual	23/07/2026	7	---	23/07	1.88	1	GGB-FXD-230726-07Y-1.875-1.000	---	---	---	---	---	---	---	---
4,900,000	1,000.00	4.25		Actual/Actual	15/06/2033	10	---	15/06	4.25	1	GGB-FXD-150633-10Y-4.250-1.000	---	---	---	---	---	---	---	---
3,500,000	1,000.00	1.88		Actual/Actual	24/01/2052	30	---	24/01	1.88	1	GGB-FXD-240152-30Y-1.875-1.000	---	---	---	---	---	---	---	---
3,700,000	1,000.00	1.75		Actual/Actual	18/06/2032	10	---	18/06	1.75	1	GGB-FXD-180632-10Y-1.750-1.000	---	---	---	---	---	---	---	---
2,200,000	1,000.00	1.13	FLR	Actual/360	15/12/2027	5	---	- 15/12 - 15/03 -	---	1	GGB-FLT-151227-05Y-1.130-1.000	---	---	---	---	---	102.1600	B	30/12/2022

Government Bonds Notes

Transactions Volume = (Pieces) * (Nominal Price). Transactions Value = (Pieces) * (Nominal Price) * (price %) + (Accrued interest).

The Value of current coupon for the issues with NV 0.01 euro refers to NV 100 euros

FLR: Floating Interest Rate.

[1] - The Expiration Date of the interest bearing period and the Date for coupon payment.

Treasury Bills & Zero Coupon Government Bonds

Issue Date	13-Week Maturity									26-Week Maturity									52-Week Maturity								
	Exp. Date	Initial Rate	Num Listed Bonds	Nominal price	Issue price	Last Trade Price	Last Trade Date	Volume Traded	Note	Exp. Date	Initial Rate	Num Listed Bonds	Nominal price	Issue price	Last Trade Price	Last Trade Date	Volume Traded	Note	Exp. Date	Initial Rate	Num Listed Bonds	Nominal price	Issue price	Last Trade Price	Last Trade Date	Volume Traded	Note
09/06/2023	---	---	---	---	---	---	---	---	---	---	---	---	---	---	---	---	---	---	07/06/2024	3.84	1,600,000	1,000.00	962.60	---	---	---	---
08/09/2023	---	---	---	---	---	---	---	---	---	---	---	---	---	---	---	---	---	---	06/09/2024	3.81	812,500	1,000.00	962.90	---	---	---	---
08/12/2023	---	---	---	---	---	---	---	---	---	---	---	---	---	---	---	---	---	---	06/12/2024	3.70	600,000	1,000.00	963.90	---	---	---	---

Bonds in Circulation	Currency / Min nominal traded Value	Coupons Payment Date	Current Coupon Value	Note	Coupon	Trading Unit	Issue Date	Duration (years)	Today's Interest	A.I.C in days	Bonds	Last price of previous days		Last Outcry in Cash (euro)			Trades in Pieces	Life min	Life Max
												Price	Buy / Sell	Date	Price	Buy / Sell			
Corporate Bonds in Foreign Currency and Euro																			
103,746	GBP / 10	01/12	0.25	---	65	1	01/12/1930	98	2.5	360	National Mortgage Bank	2.27	05/02/1996	2.27	S	05/02/1996	---	2.27	2.27
0	GBP / 10	01/12	0.25	---	67	1	01/12/1928	100	2.5	360	National Mortgage Bank	---	---	---	---	---	---	---	---

Government Bonds Notes

A.I.C: Accrued Interest Calculation base.

FLR: Floating Interest Rate.

The minimum tradeable Nominal Value for all Demeterialised Government Titles is 100 Euros.

(μφρ-0)

Athex & ATHEXClear Members List

Member Name				Stock Market			Derivatives Market		ATHEXClear Member	
	Address	Phone	Fax	Market Member	Remote Member	Market Maker	Proprietary	Market Maker	General Clearing	Direct Clearing
A. SARRIS SECURITIES S.A.				a						
6, ΔΡΑΓΑΤΣΑΝΙΟΥ 6 ΑΘΗΝΑ	2103367700									
AEONIC SECURITIES C.I.F. P.L.C.				a						
, ΛΑΪΟΥ 6, ΓΡ. 301B, ANNA COURT	35725337600									
ALPHA BANK S.A.									a	
, ΣΤΑΔΙΟΥ 40 ΑΘΗΝΑ	2103260000									
ALPHA FINANCE INVESTMENT SERVICES SINGLE MEMBER SA				a		a	a	a		a
5, ΠΑΝΕΠΙΣΤΗΜΙΟΥ 45 ΑΘΗΝΑ	2103677400									
ARGUS STOCKBROKERS LTD				a	a		a			
25, 25 ΛΕΩΦΟΡΟΣ ΔΗΜΟΣΘΕΝΗ ΣΕΒΕΡΗ	0035722717000									
ATLANTIC SECURITIES LTD				a	a					
37, ΠΡΟΔΡΟΜΟΥ 37	0035722445400									
AXON SECURITIES S.A.				a			a			
48, ΣΤΑΔΙΟΥ 48 ΑΘΗΝΑ	2103363800									
BETA SECURITIES S.A.				a		a	a			a
29, Λ. ΑΛΕΞΑΝΔΡΑΣ 29 ΑΘΗΝΑ	210 6478900									
BNP PARIBAS S.A.									a	
, ΛΑΜΨΑΚΟΥ 2 ΑΘΗΝΑ	2107468525									
BOFA SECURITIES EUROPE SA				a	a					
, 51 RUE LA BOÉTIE	+33 153655555									
CAPITAL SECURITIES S.A.				a			a			
58, ΜΗΤΡΟΠΟΛΕΩΣ 58 ΑΘΗΝΑ	2103369700									
CITIGROUP GLOBAL MARKETS EUROPE AG				a	a					
16, REUTERWEG 16	+49 691366-0									
CITIGROUP GLOBAL MARKETS LIMITED				a						
1, 33 CANADA SQUARE -CANARY WHARF	+44 02079864000									
CREDIT SUISSE BANK (EUROPE), S.A.				a	a					
, CALLE AYALA 42, 3A PLANTA-B MADRID	+34917916000									
CREDIT SUISSE SECURITIES (EUROPE) LIMITED				a						
1, ONE CABOT SQUARE LONDON	+44 2078888888									
CYCLOS SECURITIES S.A.				a			a			
39, ΧΑΡΙΛΑΟΥ ΤΡΙΚΟΥΠΗ 6-8-10 ΑΘΗΝΑ	2103364300									
DEUTSCHE BANK S.A.					a					
1, GREAT WINCHESTER STREET LONDON	+44 20 754 54209	00441133361437								
EUROBANK EQUITIES INVESTMENT FIRM SINGLE MEMBER SA				a		a	a	a		a
, ΦΙΛΕΛΛΗΝΩΝ 10 & ΞΕΝΟΦΩΝΤΟΣ 13 ΑΘΗΝΑ	2103720425									
EUROBANK S.A.									a	
, ΟΘΩΝΟΣ 8 ΑΘΗΝΑ	2144043907									
EUROCORP INVESTMENT SERVICES S.A.				a			a			a
14, ΠΛ.ΦΙΛΙΚΗΣ ΕΤΑΙΡΕΙΑΣ 14 ΑΘΗΝΑ	2107263600									
EUOTRUST INVESTMENT FIRM SA				a						
113, ΣΕΒΑΣΤΟΥΠΟΛΕΩΣ 113 ΑΘΗΝΑ	2103363100									
EUROXX SECURITIES S.A.				a		a	a	a		a
7, ΠΑΛΕΟΛΟΓΟΥ ΧΑΛΑΝΔΡΙ	+30 2106879400	210-6879401								
7, ΠΑΛΑΙΟΛΟΓΟΥ ΧΑΛΑΝΔΡΙ	(210)-6879400	(210)-6879401								
FREEDOM FINANCE EUROPE LTD				a	a					
, ΧΡΙΣΤΑΚΗ ΚΡΑΝΟΥ 20	035725257786									
G. A. PERVANAS SECURITIES- INVESTMENT SERVICES S.A.				a						
7-9, ΣΟΦΟΚΛΕΟΥΣ 7-9 ΑΘΗΝΑ	2103727200									
GLOBAL CAPITAL SECURITIES & FINANCIAL SERVICES LTD				a	a					
50, ΛΑΡΧΙΕΠΙΣΚΟΠΟΥ ΜΑΚΑΡΙΟΥ Γ50	0035722710710									
GREENPOST TRADING EUROPE LTD				a	a	a				
, ΚΙΜΩΝΟΣ 3, ACROPOLIS MANSIONS, 2ND FLOOR, FLAT/OFFICE 202	035722521389									
HELLENIC AMERICAN SECURITIES S.A.				a		a	a			a
27, ΑΝΔΡΕΑ ΠΑΠΑΝΔΡΕΟΥ 27 ΜΑΡΟΥΣΙ	2103311100									
HELLENIC BANK (INVESTMENTS) LTD					a					
, ΑΥΕ.ΚΥΡΙΑΚΟΥ ΜΑΤΣΙ 31 - PO BOX 24747 NICOSIA	+357 22500100	357 22500110								
HSBC CONTINENTAL EUROPE									a	
109-111, Λ.ΜΕΣΟΓΕΙΩΝ 109-111	2106960000									
INDEX SECURITIES S.A.				a						
6, ΔΡΑΓΑΤΣΑΝΙΟΥ 6 ΑΘΗΝΑ	2103213920									
J. CHR. MAVRIKIS SECURITIES S.A.				a						
5, ΣΟΦΟΚΛΕΟΥΣ 5 ΑΘΗΝΑ	2103216730									

Athex & ATHEXClear Members List

Member Name				Stock Market			Derivatives Market		ATHEXClear Member	
	Address	Phone	Fax	Market Member	Remote Member	Market Maker	Proprietary	Market Maker	General Clearing	Direct Clearing
KAPPA SECURITIES S.A.				a			a			
15, ΒΑΛΑΩΡΙΤΟΥ 15 ΑΘΗΝΑ	2103678600									
KARAMANOF SECURITIES & INVESTMENT SERVICES S.A.				a						
2, ΠΛ.ΑΓ.ΘΕΟΔΩΡΩΝ 2 ΑΘΗΝΑ	2103212947									
LAIKI FINANCIAL SERVICES LTD					a					
26, AVE. VYRONOS NICOSIA	357 22367367	357 22718567								
LEON DEPOLAS SECURITIES S.A.				a		a	a			
1, ΧΡΗΣΤΟΥ ΛΑΔΑ 1 ΑΘΗΝΑ	2103213276 -28									
MEGA EQUITY SECURITIES & FINANCIAL SERVICES PUBLIC LTD				a	a		a			
42-44, ΛΕΩΦ.ΓΡΙΒΑ ΔΙΓΕΝΗ 42-44	0035722711711									
MERIT SECURITIES S.A				a		a	a			a
5, ΣΟΦΟΚΛΕΟΥΣ 5 ΑΘΗΝΑ	2141008814									
MERRILL LYNCH INTERNATIONAL				a						
2, 2 KING EDWARD STREET LONDON	+44 20276281000									
N. CHRYSOCHOIDIS SECURITIES S.A.				a			a			a
7-9, ΣΟΦΟΚΛΕΟΥΣ 7-9 ΑΘΗΝΑ	2103213913									
NATIONAL BANK OF GREECE S.A.				a		a	a		a	
86, ΑΙΟΛΟΥ ΣΤΡ. ΑΘΗΝΑ	(210)-3341000	(210)-3228187								
68, ΑΚΑΔΙΜΙΑΣ ΣΤΡ. ΑΘΗΝΑ	(210)-3328817	(210)-3328678								
NATIONAL SECURITIES SINGLE MEMBER SA				a		a	a	a		
66, ΛΕΩΦΟΡΟΣ ΑΘΗΝΩΝ 128-132 & ΙΦΙΓΕΝΙΑΣ ΑΘΗΝΑ	2103328784									
NUNTIUS BROKERAGE AND INVESTMENT SERVICES S.A				a						
6, ΔΡΑΓΑΤΣΑΝΙΟΥ 6 ΑΘΗΝΑ	2103350599									
ONE PLUS CAPITAL LIMITED				a	a					
, 75 PRODROMOU AVENUE NICOSIA 1307	35722873760									
OPTIMA BANK S.A.				a		a	a	a	a	
, ΑΙΓΙΑΛΕΙΑΣ 32 & ΠΑΡΑΔΕΙΣΟΥ ΜΑΡΟΥΣΙ	210 8173000									
PANCRETA BANK S.A									a	
, ΙΚΑΡΟΥ 5	2810338746									
PANTELAKIS SECURITIES S.A.				a		a	a	a		
57, ΕΘΝΙΚΗΣ ΑΝΤΙΣΤΑΣΕΩΣ 57, ΚΤΙΠΙΟ Β CHALANDRI	2106965000								a	
PIRAEUS BANK S.A.				a			a			
, ΑΜΕΡΙΚΗΣ 4 ΑΘΗΝΑ	2103335000									
PIRAEUS SECURITIES S. A.				a		a	a	a		a
10, ΣΤΑΔΙΟΥ 10 ΑΘΗΝΑ	2103354100									
PROCHOICE SECURITIES LTD				a	a					
57, ΛΕΩΦ.ΣΠΥΡΟΥ ΚΥΠΡΙΑΝΟΥ 57, ΑΚΙΝΗΤΑ Φ	035724661192									
SHARELINK SECURITIES & FINANCIAL SERVICES LTD				a			a			
6, HOUSE-ΘΕΟΤΟΚΗ 6 ΜΕΓΑΡΟ ΕΛΜΗΝΑ	+357 22554200									
SOCIETE GENERALE S.A.				a	a		a			
, 17 COURS VALMY, CEDEX	+157290504									
SOLIDUS SECURITIES S.A				a			a			a
64, ΛΟΥΙΖΗΣ ΠΙΑΝΚΟΥΡ 64 ΑΘΗΝΑ	2106900600									
ST. EM. LAVRENTAKIS SECURITIES S.A.				a			a			
7-9, ΣΟΦΟΚΛΕΟΥΣ 7-9 ΑΘΗΝΑ	2103213336									
THE CYPRUS INVESTMENT & SECURITIES CORPORATION LTD				a	a					
154, 1 AG. PROKOPIΟΥ & POSIDONOS 1ST FLOOR	0035722121700									
UBS EUROPE SE				a	a					
, OPERNTURM, BOCKENHEIMER LANDSTRASSE 2-4	496921790									
UBS LIMITED					a					
1, FINSBURY AVENUE LONDON	+44 2075687135									

List of Stocks under Market Making operations

Securities	Market Maker	Start Market Making	Stock Category	Suspension Status
MLS MULTIMEDIA SA (CR)				
	PIRAEUS SECURITIES S. A.	01/08/2019		
ALPHA ETF FTSE Athex Large Cap			Exchange Traded Funds (ETFs)	
	ALPHA FINANCE INVESTMENT SERVICES SINGLE MEMBER SA	02/01/1900		
	NATIONAL SECURITIES SINGLE MEMBER SA	02/01/1900		
ADMIE (IPTO) HOLDING S.A. (CR)			Main Market	
	EUROBANK EQUITIES INVESTMENT FIRM SINGLE MEMBER SA	24/05/2021		
	HELLENIC AMERICAN SECURITIES S.A.	09/03/2020		
	PIRAEUS SECURITIES S. A.	29/06/2017		
AEGEAN AIRLINES (CR)			Main Market	
	EUROBANK EQUITIES INVESTMENT FIRM SINGLE MEMBER SA	22/09/2020		
ALPHA SERVICES HOLD (CR)			Main Market	
	ALPHA FINANCE INVESTMENT SERVICES SINGLE MEMBER SA	29/02/2016		
	EUROBANK EQUITIES INVESTMENT FIRM SINGLE MEMBER SA	22/10/2006		
	GREENPOST TRADING EUROPE LTD	12/06/2023		
	HELLENIC AMERICAN SECURITIES S.A.	25/07/2014		
	LEON DEPOLAS SECURITIES S.A.	04/01/2016		
	MERIT SECURITIES S.A	03/09/2012		
	NATIONAL SECURITIES SINGLE MEMBER SA	02/01/1900		
	PIRAEUS SECURITIES S. A.	28/05/2009		
ALPHA TRUST HOLDINGS (CR)			Main Market	
	EUROBANK EQUITIES INVESTMENT FIRM SINGLE MEMBER SA	06/02/2023		
	LEON DEPOLAS SECURITIES S.A.	04/01/2021		
ALUMIL (CR)			Main Market	
	PIRAEUS SECURITIES S. A.	31/07/2023		
ANDROMEDA SA (CR)			Main Market	
	BETA SECURITIES S.A.	15/02/2021		
	OPTIMA BANK S.A.	03/04/2023		
ATTICA BANK S.A. (CR)			Main Market	
	EUROXX SECURITIES S.A.	22/01/2016		
AUSTRIACARD (CB)			Main Market	
	BETA SECURITIES S.A.	23/03/2023		
	EUROBANK EQUITIES INVESTMENT FIRM SINGLE MEMBER SA	15/05/2023		
AUTOHELLAS SA (CR)			Main Market	
	ALPHA FINANCE INVESTMENT SERVICES SINGLE MEMBER SA	01/07/2019		
	EUROXX SECURITIES S.A.	02/07/2018		
AVAX S.A. (CR)			Main Market	
	EUROBANK EQUITIES INVESTMENT FIRM SINGLE MEMBER SA	14/12/2015		
	OPTIMA BANK S.A.	04/09/2023		
	PIRAEUS SECURITIES S. A.	01/02/2021		
AVE (CR)			Main Market	
	EUROXX SECURITIES S.A.	05/06/2020		
BRIQ PROPERTIES (CR)			Main Market	
	EUROBANK EQUITIES INVESTMENT FIRM SINGLE MEMBER SA	09/09/2019		
	LEON DEPOLAS SECURITIES S.A.	22/02/2021		
	PIRAEUS SECURITIES S. A.	05/02/2024		
CC HBC AG (CR)			Main Market	
	BETA SECURITIES S.A.	08/03/2021		
	NATIONAL SECURITIES SINGLE MEMBER SA	02/01/1900		
	PIRAEUS SECURITIES S. A.	04/05/2015		
CENERGY HOLDINGS (CB)			Main Market	
	ALPHA FINANCE INVESTMENT SERVICES SINGLE MEMBER SA	02/01/2016		
	EUROBANK EQUITIES INVESTMENT FIRM SINGLE MEMBER SA	02/01/2016		
	OPTIMA BANK S.A.	14/03/2022		
	PANTELAKIS SECURITIES S.A.	27/12/2022		
CNL CAPITAL (CR)			Main Market	
	MERIT SECURITIES S.A	01/10/2018		
DIMAND (CR)			Main Market	
	ALPHA FINANCE INVESTMENT SERVICES SINGLE MEMBER SA	08/08/2022		
	EUROBANK EQUITIES INVESTMENT FIRM SINGLE MEMBER SA	08/08/2022		
	PANTELAKIS SECURITIES S.A.	15/05/2023		
EKTER SA (CR)			Main Market	
	BETA SECURITIES S.A.	26/09/2022		
	EUROBANK EQUITIES INVESTMENT FIRM SINGLE MEMBER SA	16/10/2017		
	LEON DEPOLAS SECURITIES S.A.	21/05/2018		
ELASTRON (CR)			Main Market	
	LEON DEPOLAS SECURITIES S.A.	20/02/2017		

List of Stocks under Market Making operations

Securities	Stock Category
Market Maker	Start Market Making
ELLAKTOR (CR)	Main Market
ALPHA FINANCE INVESTMENT SERVICES SINGLE MEMBER SA	18/03/2019
EUROBANK EQUITIES INVESTMENT FIRM SINGLE MEMBER SA	01/06/2012
EUROXX SECURITIES S.A.	24/09/2018
NATIONAL SECURITIES SINGLE MEMBER SA	02/01/1900
PIRAEUS SECURITIES S. A.	22/10/2018
ELTON SA (CR)	Main Market
OPTIMA BANK S.A.	30/01/2023
ELVALHALCOR (CR)	Main Market
ALPHA FINANCE INVESTMENT SERVICES SINGLE MEMBER SA	07/05/2018
BETA SECURITIES S.A.	09/01/2023
EUROBANK EQUITIES INVESTMENT FIRM SINGLE MEMBER SA	07/05/2018
ENTERSOFT (CR)	Main Market
ALPHA FINANCE INVESTMENT SERVICES SINGLE MEMBER SA	23/03/2023
EUROBANK EQUITIES INVESTMENT FIRM SINGLE MEMBER SA	22/06/2020
EUROBANK HOLDINGS (CR)	Main Market
ALPHA FINANCE INVESTMENT SERVICES SINGLE MEMBER SA	09/01/2006
EUROBANK EQUITIES INVESTMENT FIRM SINGLE MEMBER SA	01/06/2012
GREENPOST TRADING EUROPE LTD	12/06/2023
HELLENIC AMERICAN SECURITIES S.A.	25/07/2014
LEON DEPOLAS SECURITIES S.A.	30/11/2018
MERIT SECURITIES S.A	06/11/2017
NATIONAL SECURITIES SINGLE MEMBER SA	02/01/1900
PIRAEUS SECURITIES S. A.	28/09/2009
EUROCONSULTANTS S.A. (CR)	Main Market
OPTIMA BANK S.A.	01/02/2023
EYDAP S.A. (CR)	Main Market
ALPHA FINANCE INVESTMENT SERVICES SINGLE MEMBER SA	27/01/2020
EUROBANK EQUITIES INVESTMENT FIRM SINGLE MEMBER SA	10/06/2019
FOURLIS (CR)	Main Market
EUROBANK EQUITIES INVESTMENT FIRM SINGLE MEMBER SA	01/12/2016
PIRAEUS SECURITIES S. A.	06/03/2017
GEK TERNA (CR)	Main Market
BETA SECURITIES S.A.	08/03/2021
EUROBANK EQUITIES INVESTMENT FIRM SINGLE MEMBER SA	24/05/2021
PIRAEUS SECURITIES S. A.	29/08/2019
GR. SARANTIS S.A. (CR)	Main Market
BETA SECURITIES S.A.	14/05/2012
EUROBANK EQUITIES INVESTMENT FIRM SINGLE MEMBER SA	24/10/2016
HELLENIC EXCHANGES-A.S.E. (CR)	Main Market
HELLENIC AMERICAN SECURITIES S.A.	01/09/2014
NATIONAL SECURITIES SINGLE MEMBER SA	02/01/1900
PIRAEUS SECURITIES S. A.	04/05/2015
HELLENIQ ENERGY (CR)	Main Market
ALPHA FINANCE INVESTMENT SERVICES SINGLE MEMBER SA	07/11/2023
EUROBANK EQUITIES INVESTMENT FIRM SINGLE MEMBER SA	01/11/2023
HELLENIC AMERICAN SECURITIES S.A.	14/09/2015
PIRAEUS SECURITIES S. A.	20/03/2017
IDEAL HOLDINGS (CR)	Main Market
EUROBANK EQUITIES INVESTMENT FIRM SINGLE MEMBER SA	07/06/2021
PIRAEUS SECURITIES S. A.	07/06/2021
INTERCONTINENTAL (CR)	Main Market
LEON DEPOLAS SECURITIES S.A.	03/06/2019
INTERLIFE G.C.I.(CR)	Main Market
BETA SECURITIES S.A.	24/10/2022
PIRAEUS SECURITIES S. A.	22/01/2024
INTERWOOD-XYLEMPORIA (CR)	Main Market
EUROBANK EQUITIES INVESTMENT FIRM SINGLE MEMBER SA	05/07/2021
PANTELAKIS SECURITIES S.A.	01/07/2021
INTRAKAT (CR)	Main Market
BETA SECURITIES S.A.	04/10/2021
PANTELAKIS SECURITIES S.A.	10/10/2022
JUMBO SA (CR)	Main Market
BETA SECURITIES S.A.	01/02/2021
EUROBANK EQUITIES INVESTMENT FIRM SINGLE MEMBER SA	25/05/2020
GREENPOST TRADING EUROPE LTD	12/06/2023
MERIT SECURITIES S.A	06/11/2017
PIRAEUS SECURITIES S. A.	06/03/2017

List of Stocks under Market Making operations

Securities	Stock Category
Market Maker	Start Market Making
KLOUKINAS - LAPPAS SA (CR)	Main Market
OPTIMA BANK S.A.	02/01/2023
KRI-KRI S.A. (CR)	Main Market
EUROBANK EQUITIES INVESTMENT FIRM SINGLE MEMBER SA	07/05/2018
LEON DEPOLAS SECURITIES S.A.	16/01/2017
PIRAEUS SECURITIES S. A.	11/12/2023
LAMDA DEVELOPMENT SA (CR)	Main Market
EUROBANK EQUITIES INVESTMENT FIRM SINGLE MEMBER SA	08/12/2014
PANTELAKIS SECURITIES S.A.	06/11/2017
PIRAEUS SECURITIES S. A.	29/06/2017
LAMPSA HOTEL SA (CR)	Main Market
LEON DEPOLAS SECURITIES S.A.	16/01/2017
MOTODYNAMICS S.A. (CR)	Main Market
OPTIMA BANK S.A.	25/08/2023
MOTOR OIL (CR)	Main Market
BETA SECURITIES S.A.	08/03/2021
EUROBANK EQUITIES INVESTMENT FIRM SINGLE MEMBER SA	22/10/2006
GREENPOST TRADING EUROPE LTD	12/06/2023
LEON DEPOLAS SECURITIES S.A.	01/04/2019
MERIT SECURITIES S.A	25/02/2019
NATIONAL SECURITIES SINGLE MEMBER SA	02/01/1900
PIRAEUS SECURITIES S. A.	04/05/2015
MPLE KEDROS (CR)	Main Market
OPTIMA BANK S.A.	16/10/2023
OPTIMA BANK S.A.	08/11/2023
MYTILINEOS (CR)	Main Market
ALPHA FINANCE INVESTMENT SERVICES SINGLE MEMBER SA	15/04/2019
BETA SECURITIES S.A.	11/04/2022
EUROBANK EQUITIES INVESTMENT FIRM SINGLE MEMBER SA	20/09/2017
GREENPOST TRADING EUROPE LTD	12/06/2023
MERIT SECURITIES S.A	25/02/2019
NATIONAL SECURITIES SINGLE MEMBER SA	02/01/1900
PIRAEUS SECURITIES S. A.	04/05/2015
NAFPAKTOS TEXTILE (CR)	Main Market
OPTIMA BANK S.A.	29/01/2024
NATIONAL BANK (CR)	Main Market
ALPHA FINANCE INVESTMENT SERVICES SINGLE MEMBER SA	09/01/2006
EUROBANK EQUITIES INVESTMENT FIRM SINGLE MEMBER SA	22/10/2006
GREENPOST TRADING EUROPE LTD	12/06/2023
HELLENIC AMERICAN SECURITIES S.A.	25/07/2014
LEON DEPOLAS SECURITIES S.A.	20/05/2015
MERIT SECURITIES S.A	03/09/2012
NATIONAL SECURITIES SINGLE MEMBER SA	02/01/1900
PIRAEUS SECURITIES S. A.	08/09/2008
OPAP (CR)	Main Market
ALPHA FINANCE INVESTMENT SERVICES SINGLE MEMBER SA	09/01/2006
EUROBANK EQUITIES INVESTMENT FIRM SINGLE MEMBER SA	22/10/2006
GREENPOST TRADING EUROPE LTD	12/06/2023
HELLENIC AMERICAN SECURITIES S.A.	25/07/2014
MERIT SECURITIES S.A	20/03/2017
NATIONAL SECURITIES SINGLE MEMBER SA	02/01/1900
PIRAEUS SECURITIES S. A.	04/05/2015
OPTIMA BANK (CR)	Main Market
ALPHA FINANCE INVESTMENT SERVICES SINGLE MEMBER SA	12/12/2023
EUROBANK EQUITIES INVESTMENT FIRM SINGLE MEMBER SA	11/12/2023
OPTIMA BANK S.A.	06/11/2023
ORILINA PROPERTIES REIC (CR)	Main Market
EUROBANK EQUITIES INVESTMENT FIRM SINGLE MEMBER SA	11/12/2023
LEON DEPOLAS SECURITIES S.A.	11/12/2023
OTE (CR)	Main Market
ALPHA FINANCE INVESTMENT SERVICES SINGLE MEMBER SA	09/01/2006
EUROBANK EQUITIES INVESTMENT FIRM SINGLE MEMBER SA	22/10/2006
GREENPOST TRADING EUROPE LTD	12/06/2023
HELLENIC AMERICAN SECURITIES S.A.	25/07/2014
LEON DEPOLAS SECURITIES S.A.	20/04/2015
MERIT SECURITIES S.A	20/03/2017
NATIONAL SECURITIES SINGLE MEMBER SA	02/01/1900
PIRAEUS SECURITIES S. A.	08/09/2008

List of Stocks under Market Making operations

Securities	Stock Category
Market Maker	Start Market Making
P.P.A. S.A. (CR)	Main Market
EUROBANK EQUITIES INVESTMENT FIRM SINGLE MEMBER SA	06/02/2019
PAPOUTSANIS (CR)	Main Market
ALPHA FINANCE INVESTMENT SERVICES SINGLE MEMBER SA	19/11/2018
BETA SECURITIES S.A.	25/11/2013
PETROPOULOS PETROS (CR)	Main Market
EUROBANK EQUITIES INVESTMENT FIRM SINGLE MEMBER SA	01/04/2019
PANTELAKIS SECURITIES S.A.	16/03/2020
PIRAEUS FINANCIAL HOLD (CR)	Main Market
ALPHA FINANCE INVESTMENT SERVICES SINGLE MEMBER SA	15/04/2019
EUROBANK EQUITIES INVESTMENT FIRM SINGLE MEMBER SA	22/10/2006
EUROXX SECURITIES S.A.	15/02/2016
GREENPOST TRADING EUROPE LTD	12/06/2023
HELLENIC AMERICAN SECURITIES S.A.	25/07/2014
LEON DEPOLAS SECURITIES S.A.	30/11/2018
MERIT SECURITIES S.A	16/09/2013
NATIONAL SECURITIES SINGLE MEMBER SA	02/01/1900
PIRAEUS SECURITIES S. A.	16/02/2009
PPC (CR)	Main Market
ALPHA FINANCE INVESTMENT SERVICES SINGLE MEMBER SA	09/01/2006
BETA SECURITIES S.A.	01/02/2021
EUROBANK EQUITIES INVESTMENT FIRM SINGLE MEMBER SA	22/10/2006
GREENPOST TRADING EUROPE LTD	12/06/2023
HELLENIC AMERICAN SECURITIES S.A.	01/09/2014
MERIT SECURITIES S.A	06/11/2017
NATIONAL SECURITIES SINGLE MEMBER SA	02/01/1900
PIRAEUS SECURITIES S. A.	28/09/2009
PREMA (CR)	Main Market
BETA SECURITIES S.A.	01/06/2021
LEON DEPOLAS SECURITIES S.A.	05/12/2022
PANTELAKIS SECURITIES S.A.	23/12/2021
PROFILE SA (CR)	Main Market
OPTIMA BANK S.A.	03/04/2023
PANTELAKIS SECURITIES S.A.	01/07/2019
QUALITY & RELIABILITY SA (CR)	Main Market
OPTIMA BANK S.A.	03/01/2023
QUEST HOLDINGS (CR)	Main Market
BETA SECURITIES S.A.	26/03/2018
EUROBANK EQUITIES INVESTMENT FIRM SINGLE MEMBER SA	28/01/2019
REVOIL (CR)	Main Market
BETA SECURITIES S.A.	26/06/2023
SIDMA STEEL (CR)	Main Market
OPTIMA BANK S.A.	25/05/2023
SPACE HELLAS SA (CR)	Main Market
MERIT SECURITIES S.A	09/12/2022
TECHNICAL OLYMPIC SA (CR)	Main Market
OPTIMA BANK S.A.	05/07/2023
TERNA ENERGY (CR)	Main Market
EUROBANK EQUITIES INVESTMENT FIRM SINGLE MEMBER SA	24/05/2021
PIRAEUS SECURITIES S. A.	09/12/2019
THRACE PLASTICS SA (CR)	Main Market
ALPHA FINANCE INVESTMENT SERVICES SINGLE MEMBER SA	26/03/2018
EUROBANK EQUITIES INVESTMENT FIRM SINGLE MEMBER SA	26/03/2018
TITAN CEMENT (CB)	Main Market
BETA SECURITIES S.A.	01/02/2021
EUROBANK EQUITIES INVESTMENT FIRM SINGLE MEMBER SA	06/11/2019
PIRAEUS SECURITIES S. A.	18/01/2021
TRADE ESTATES REIC (CR)	Main Market
EUROBANK EQUITIES INVESTMENT FIRM SINGLE MEMBER SA	08/11/2023
EUROBANK EQUITIES INVESTMENT FIRM SINGLE MEMBER SA	10/11/2023
PANTELAKIS SECURITIES S.A.	08/11/2023
PANTELAKIS SECURITIES S.A.	10/11/2023
TZIRAKIAN PROFIL (CR)	Main Market
LEON DEPOLAS SECURITIES S.A.	19/07/2021
VIOHALCO SA/NV (CB)	Main Market
ALPHA FINANCE INVESTMENT SERVICES SINGLE MEMBER SA	11/03/2008
EUROBANK EQUITIES INVESTMENT FIRM SINGLE MEMBER SA	04/03/2014
MERIT SECURITIES S.A	17/03/2014

Underlying Asset				Derivatives Market													
Price max	Price min	Closing price	change	Delivery Month	Open price	Price max	Price min	Last price	Closing price	Last Bid	Last Ask	Fixing price*	Life high	Life low	Trades	Volume	Open Interest
FTSE/Athex Large Cap (Trade Unit: 1 Index Point x 2E, Cash Settlement)																	
3,466.40	3,437.34	3,458.14	0.22%	March 2024	3,450.00	3,470.00	3,442.25	3,458.00	3,458.00	---	---	---	3,508.00	---	59	310	4,491
				April 2024	3,450.00	3,471.50	3,443.00	3,456.00	3,456.00	---	---	---	3,502.50	---	32	153	540
				May 2024	---	---	---	---	3,464.00	---	---	---	---	---	---	---	---
				June 2024	---	---	---	---	3,470.75	---	---	---	---	---	---	---	---
				September 2024	---	---	---	---	3,488.25	---	---	---	---	---	---	---	---
				December 2024	---	---	---	---	3,505.75	---	---	---	---	---	---	---	---
FTSE/Athex Banks (Trade Unit: 1 Index Point x 15E, Cash Settlement)																	
1,240.44	1,219.72	1,230.74	-0.06%	March 2024	1,231.00	1,231.00	1,231.00	1,231.00	1,231.00	---	---	---	1,271.25	---	1	1	1,475
				June 2024	1,231.75	1,255.00	1,231.75	1,255.00	1,255.00	---	---	---	1,290.00	---	6	75	237
				September 2024	---	---	---	---	1,245.00	---	---	---	---	---	---	---	---
				December 2024	---	---	---	---	1,251.25	---	---	---	---	---	---	---	---
MSCI GREECE REBASED (Trade Unit: 1 Index Point x 2E, Cash Settlement)																	
5,552.01	5,494.07	5,536.83	0.26%	March 2024	---	---	---	---	5,505.75	---	---	---	5,535.25	---	---	---	202
				April 2024	---	---	---	---	5,496.75	---	---	---	5,500.00	---	---	---	130
				May 2024	---	---	---	---	5,496.75	---	---	---	5,547.00	---	---	---	10
				June 2024	---	---	---	---	5,487.50	---	---	---	5,463.25	---	---	---	10
				July 2024	---	---	---	---	5,563.25	---	---	---	---	---	---	---	---
				August 2024	---	---	---	---	5,572.00	---	---	---	---	---	---	---	---
				September 2024	---	---	---	---	5,582.75	---	---	---	---	---	---	---	---
				December 2024	---	---	---	---	5,610.50	---	---	---	---	---	---	---	---

Derivatives notes

Fixing prices and final open positions can be retrieved from the following path <http://www.helex.gr/el/web/guest/statistics-end-of-day-derivatives>

Underlying Asset				Derivatives Market													
Price max	Price min	Closing price	change	Delivery Month	Open price	Price max	Price min	Last price	Closing price	Last Bid	Last Ask	Fixing price*	Life high	Life low	Trades	Volume	Open Interest
ADMIE (IPTO) HOLDING S.A. (CR)				(Contract Size: 100 Securities, Physical Delivery)													
2.32	2.28	2.3	-0.43%	March 2024	2.30	2.32	2.28	2.29	2.29	---	---	---	2.43	---	61	1,332	28,178
				June 2024	2.33	2.34	2.33	2.34	2.34	---	---	---	2.44	---	14	289	2,405
				September 2024	---	---	---	---	2.34	---	---	---	---	---	---	---	---
				December 2024	---	---	---	---	2.35	---	---	---	---	---	---	---	---
AEGEAN AIRLINES (CR)				(Contract Size: 100 Securities, Physical Delivery)													
12.84	12.62	12.66	-1.40%	March 2024	12.81	12.82	12.65	12.72	12.72	---	---	---	12.86	---	48	351	6,212
				June 2024	12.58	12.60	12.46	12.54	12.54	---	---	---	12.77	---	19	78	139
				September 2024	---	---	---	---	12.98	---	---	---	---	---	---	---	---
				December 2024	---	---	---	---	13.05	---	---	---	---	---	---	---	---
ALPHA SERVICES HOLD (CR)				(Contract Size: 100 Securities, Physical Delivery)													
1.73	1.686	1.719	-0.03%	March 2024	1.72	1.73	1.70	1.71	1.71	---	---	---	1.80	---	229	12,448	183,622
				June 2024	1.74	1.76	1.72	1.74	1.74	---	---	---	1.82	---	218	10,059	16,271
				September 2024	---	---	---	---	1.74	---	---	---	---	---	---	---	---
				December 2024	---	---	---	---	1.75	---	---	---	---	---	---	---	---
ATHENS INTL AIRPORT (CR)				(Contract Size: 100 Securities, Physical Delivery)													
8.7	8.65	8.657	-0.26%	March 2024	---	---	---	---	8.68	---	---	---	---	---	---	---	---
				June 2024	8.47	8.48	8.45	8.48	8.48	---	---	---	8.48	8.45	6	25	---
				September 2024	---	---	---	---	8.77	---	---	---	---	---	---	---	---
				December 2024	---	---	---	---	8.82	---	---	---	---	---	---	---	---
AUTOHELLAS SA (CR)				(Contract Size: 100 Securities, Physical Delivery)													
13.7	13.4	13.46	0.15%	March 2024	13.29	13.57	13.29	13.57	13.57	---	---	---	14.10	---	4	93	308
				June 2024	12.85	12.89	12.85	12.89	12.89	---	---	---	13.67	---	3	90	5
				September 2024	---	---	---	---	13.59	---	---	---	---	---	---	---	---
				December 2024	---	---	---	---	13.66	---	---	---	---	---	---	---	---
AVAX S.A. (CR)				(Contract Size: 100 Securities, Physical Delivery)													
1.67	1.636	1.648	0.37%	March 2024	1.64	1.65	1.64	1.64	1.64	---	---	---	1.96	---	35	134	1,314
				June 2024	1.67	1.69	1.67	1.69	1.69	---	---	---	1.72	---	4	111	67
				September 2024	---	---	---	---	1.66	---	---	---	---	---	---	---	---
				December 2024	---	---	---	---	1.67	---	---	---	---	---	---	---	---
CC HBC AG (CR)				(Contract Size: 100 Securities, Physical Delivery)													
28.95	28.66	28.8	-0.24%	March 2024	29.02	29.02	28.78	28.86	28.86	---	---	---	29.23	---	7	33	102
				June 2024	29.04	29.04	28.52	28.52	28.52	---	---	---	29.10	---	3	13	28
				September 2024	---	---	---	---	29.19	---	---	---	---	---	---	---	---
				December 2024	---	---	---	---	29.33	---	---	---	---	---	---	---	---

Derivatives notes

Fixing prices and final open positions can be retrieved from the following path <http://www.helex.gr/el/web/guest/statistics-end-of-day-derivatives>

Underlying Asset				Derivatives Market													
Price max	Price min	Closing price	change	Delivery Month	Open price	Price max	Price min	Last price	Closing price	Last Bid	Last Ask	Fixing price*	Life high	Life low	Trades	Volume	Open Interest
CENERGY HOLDINGS (CB)				(Contract Size: 100 Securities, Physical Delivery)													
7.56	7.2	7.2	-3.87%	March 2024	7.48	7.48	7.20	7.20	7.20	---	---	---	7.60	---	46	275	5,335
				June 2024	7.42	7.43	7.31	7.31	7.31	---	---	---	7.61	---	23	197	115
				September 2024	---	---	---	---	7.57	---	---	---	---	---	---	---	---
				December 2024	---	---	---	---	7.61	---	---	---	---	---	---	---	---
ELLAKTOR (CR)				(Contract Size: 100 Securities, Physical Delivery)													
2.66	2.61	2.61	-1.70%	March 2024	2.64	2.67	2.60	2.60	2.60	---	---	---	2.84	---	42	267	4,543
				June 2024	2.70	2.70	2.65	2.69	2.69	---	---	---	2.70	---	9	26	20
				September 2024	---	---	---	---	2.68	---	---	---	---	---	---	---	---
				December 2024	---	---	---	---	2.70	---	---	---	---	---	---	---	---
ELVALHALCOR (CR)				(Contract Size: 100 Securities, Physical Delivery)													
2.06	2.02	2.03	-1.46%	March 2024	2.04	2.06	2.04	2.06	2.06	---	---	---	2.44	---	12	214	4,626
				June 2024	2.07	2.08	2.05	2.07	2.07	---	---	---	2.28	---	20	236	635
				September 2024	---	---	---	---	2.08	---	---	---	---	---	---	---	---
				December 2024	---	---	---	---	2.09	---	---	---	---	---	---	---	---
EUROBANK HOLDINGS (CR)				(Contract Size: 100 Securities, Physical Delivery)													
1.916	1.865	1.911	0.79%	March 2024	1.88	1.92	1.86	1.91	1.91	---	---	---	1.95	---	106	7,490	33,945
				June 2024	1.90	1.94	1.88	1.94	1.94	---	---	---	2.00	---	43	2,049	1,303
				September 2024	---	---	---	---	1.92	---	---	---	---	---	---	---	---
				December 2024	---	---	---	---	1.93	---	---	---	---	---	---	---	---
EYDAP S.A. (CR)				(Contract Size: 100 Securities, Physical Delivery)													
5.71	5.61	5.66	-0.35%	March 2024	5.68	5.70	5.68	5.69	5.69	---	---	---	6.35	---	3	15	1,682
				June 2024	5.72	5.74	5.71	5.72	5.72	---	---	---	5.75	---	12	26	3,379
				September 2024	---	---	---	---	5.74	---	---	---	---	---	---	---	---
				December 2024	---	---	---	---	5.77	---	---	---	---	---	---	---	---
FOURLIS (CR)				(Contract Size: 100 Securities, Physical Delivery)													
4.305	4.23	4.29	-0.35%	March 2024	4.27	4.28	4.27	4.28	4.28	---	---	---	4.46	---	7	28	1,430
				June 2024	4.28	4.32	4.28	4.32	4.32	---	---	---	4.37	---	2	2	1
				September 2024	---	---	---	---	4.35	---	---	---	---	---	---	---	---
				December 2024	---	---	---	---	4.37	---	---	---	---	---	---	---	---
GEK TERNA (CR)				(Contract Size: 100 Securities, Physical Delivery)													
15.66	15.22	15.58	2.36%	March 2024	15.38	15.66	15.32	15.66	15.66	---	---	---	15.66	---	81	406	9,178
				June 2024	15.54	15.86	15.51	15.80	15.80	---	---	---	15.86	---	88	592	4,817
				September 2024	---	---	---	---	15.39	---	---	---	---	---	---	---	---
				December 2024	---	---	---	---	15.46	---	---	---	---	---	---	---	---

Derivatives notes

Fixing prices and final open positions can be retrieved from the following path <http://www.helex.gr/el/web/guest/statistics-end-of-day-derivatives>

Underlying Asset				Derivatives Market													
Price max	Price min	Closing price	change	Delivery Month	Open price	Price max	Price min	Last price	Closing price	Last Bid	Last Ask	Fixing price*	Life high	Life low	Trades	Volume	Open Interest
HELLENIC EXCHANGES-A.S.E. (CR)				(Contract Size: 100 Securities, Physical Delivery)													
5.65	5.54	5.58	-0.36%	March 2024	5.58	5.64	5.55	5.55	5.55	---	---	---	5.94	---	57	444	10,067
				June 2024	5.66	5.68	5.62	5.62	5.62	---	---	---	5.71	---	11	145	246
				September 2024	---	---	---	---	5.66	---	---	---	---	---	---	---	---
				December 2024	---	---	---	---	5.69	---	---	---	---	---	---	---	---
HELLENIQ ENERGY (CR)				(Contract Size: 100 Securities, Physical Delivery)													
8.17	8.08	8.12	0.12%	March 2024	8.15	8.16	8.12	8.15	8.15	---	---	---	8.37	---	18	140	4,610
				June 2024	8.25	8.25	8.24	8.24	8.24	---	---	---	8.46	---	4	18	1,062
				September 2024	---	---	---	---	8.20	---	---	---	---	---	---	---	---
				December 2024	---	---	---	---	8.24	---	---	---	---	---	---	---	---
INTRACOM HOLDINGS (CR)				(Contract Size: 100 Securities, Physical Delivery)													
3.94	3.85	3.89	-0.26%	March 2024	3.92	3.94	3.90	3.94	3.94	---	---	---	4.36	---	11	40	8,149
				June 2024	3.96	3.98	3.90	3.93	3.93	---	---	---	4.30	---	27	57	622
				September 2024	---	---	---	---	3.94	---	---	---	---	---	---	---	---
				December 2024	---	---	---	---	3.96	---	---	---	---	---	---	---	---
INTRAKAT (CR)				(Contract Size: 100 Securities, Physical Delivery)													
5.61	5.5	5.6	-0.18%	March 2024	5.57	5.57	5.55	5.55	5.55	---	---	---	5.65	---	3	18	2,851
				June 2024	5.54	5.57	5.54	5.57	5.57	---	---	---	5.66	---	6	12	653
				September 2024	---	---	---	---	5.67	---	---	---	---	---	---	---	---
				December 2024	---	---	---	---	5.70	---	---	---	---	---	---	---	---
JUMBO SA (CR)				(Contract Size: 100 Securities, Physical Delivery)													
26.98	26.34	26.74	1.29%	March 2024	26.72	26.72	26.67	26.67	26.67	---	---	---	28.00	---	9	47	578
				June 2024	26.31	26.38	26.31	26.38	26.38	---	---	---	27.03	---	5	35	6
				September 2024	---	---	---	---	26.69	---	---	---	---	---	---	---	---
				December 2024	---	---	---	---	26.82	---	---	---	---	---	---	---	---
LAMDA DEVELOPMENT SA (CR)				(Contract Size: 100 Securities, Physical Delivery)													
6.92	6.83	6.87	0.29%	March 2024	6.85	6.91	6.79	6.79	6.79	---	---	---	7.37	---	18	181	7,859
				June 2024	6.97	6.98	6.96	6.96	6.96	---	---	---	6.98	---	6	109	75
				September 2024	---	---	---	---	6.92	---	---	---	---	---	---	---	---
				December 2024	---	---	---	---	6.96	---	---	---	---	---	---	---	---
MIG (CR)				(Contract Size: 100 Securities, Physical Delivery)													
4.2	4.16	4.2	-0.71%	March 2024	---	---	---	---	4.23	---	---	---	5.30	---	---	---	109
				June 2024	---	---	---	---	4.25	---	---	---	4.25	---	---	---	1
				September 2024	---	---	---	---	4.28	---	---	---	---	---	---	---	---
				December 2024	---	---	---	---	4.30	---	---	---	---	---	---	---	---

Derivatives notes

Fixing prices and final open positions can be retrieved from the following path <http://www.helex.gr/el/web/guest/statistics-end-of-day-derivatives>

Underlying Asset				Derivatives Market													
Price max	Price min	Closing price	change	Delivery Month	Open price	Price max	Price min	Last price	Closing price	Last Bid	Last Ask	Fixing price*	Life high	Life low	Trades	Volume	Open Interest
(Contract Size: 100 Securities, Physical Delivery)																	
27.86	27.2	27.8	1.09%	March 2024	27.56	27.96	27.56	27.87	27.87	---	---	---	28.09	---	11	54	548
				June 2024	27.97	27.99	27.97	27.98	27.98	---	---	---	27.99	---	4	4	3
				September 2024	---	---	---	---	27.80	---	---	---	---	---	---	---	---
				December 2024	---	---	---	---	27.94	---	---	---	---	---	---	---	---
(Contract Size: 100 Securities, Physical Delivery)																	
36.84	35.84	36.8	1.43%	March 2024	36.07	36.84	36.07	36.65	36.65	---	---	---	39.80	---	97	736	4,690
				June 2024	36.45	37.32	36.40	37.20	37.20	---	---	---	37.32	---	43	592	343
				September 2024	---	---	---	---	36.68	---	---	---	---	---	---	---	---
				December 2024	---	---	---	---	36.86	---	---	---	---	---	---	---	---
(Contract Size: 100 Securities, Physical Delivery)																	
7.122	7.014	7.014	-0.23%	March 2024	7.08	7.14	7.04	7.04	7.04	---	---	---	7.35	---	111	989	13,617
				June 2024	7.13	7.19	7.10	7.15	7.15	---	---	---	7.37	---	57	380	957
				September 2024	---	---	---	---	7.11	---	---	---	---	---	---	---	---
				December 2024	---	---	---	---	7.14	---	---	---	---	---	---	---	---
(Contract Size: 100 Securities, Physical Delivery)																	
17.1	16.8	17.05	-0.29%	March 2024	17.00	17.12	16.88	17.12	17.12	---	---	---	17.33	---	11	56	1,306
				June 2024	16.69	16.69	16.61	16.67	16.67	---	---	---	16.99	---	6	27	84
				September 2024	---	---	---	---	17.29	---	---	---	---	---	---	---	---
				December 2024	---	---	---	---	17.37	---	---	---	---	---	---	---	---
(Contract Size: 100 Securities, Physical Delivery)																	
7.88	7.75	7.76	-1.15%	March 2024	7.78	7.80	7.75	7.75	7.75	---	---	---	7.84	---	8	45	122
				June 2024	7.81	7.81	7.80	7.80	7.80	---	---	---	7.81	---	3	15	---
				September 2024	---	---	---	---	7.94	---	---	---	---	---	---	---	---
				December 2024	---	---	---	---	7.98	---	---	---	---	---	---	---	---
(Contract Size: 100 Securities, Physical Delivery)																	
13.76	13.44	13.74	1.25%	March 2024	13.50	13.76	13.48	13.71	13.71	---	---	---	14.22	---	103	959	9,922
				June 2024	13.64	13.96	13.64	13.96	13.96	---	---	---	14.07	---	32	487	332
				September 2024	---	---	---	---	13.72	---	---	---	---	---	---	---	---
				December 2024	---	---	---	---	13.79	---	---	---	---	---	---	---	---
(Contract Size: 100 Securities, Physical Delivery)																	
25.85	25.4	25.75	1.38%	March 2024	---	---	---	---	26.31	---	---	---	26.83	---	---	---	92
				June 2024	---	---	---	---	26.66	---	---	---	27.18	---	---	---	16
				September 2024	---	---	---	---	25.68	---	---	---	---	---	---	---	---
				December 2024	---	---	---	---	25.81	---	---	---	---	---	---	---	---

Derivatives notes

Fixing prices and final open positions can be retrieved from the following path <http://www.helex.gr/el/web/guest/statistics-end-of-day-derivatives>

Underlying Asset				Derivatives Market													
Price max	Price min	Closing price	change	Delivery Month	Open price	Price max	Price min	Last price	Closing price	Last Bid	Last Ask	Fixing price*	Life high	Life low	Trades	Volume	Open Interest
PIRAEUS FINANCIAL HOLD (CR)																	
(Contract Size: 100 Securities, Physical Delivery)																	
4.12	4.05	4.05	-1.22%	March 2024	4.10	4.10	4.03	4.05	4.05	---	---	---	4.22	---	289	10,642	76,287
				June 2024	4.14	4.15	4.10	4.10	4.10	---	---	---	4.26	---	195	6,498	7,839
				September 2024	---	---	---	---	4.14	---	---	---	---	---	---	---	---
				December 2024	---	---	---	---	4.17	---	---	---	---	---	---	---	---
PPC (CR)																	
(Contract Size: 100 Securities, Physical Delivery)																	
11.91	11.69	11.69	-1.43%	March 2024	11.88	11.88	11.71	11.72	11.72	---	---	---	12.76	---	67	6,719	28,064
				June 2024	12.00	12.06	11.91	11.91	11.91	---	---	---	12.75	---	58	6,596	2,519
				September 2024	---	---	---	---	11.99	---	---	---	---	---	---	---	---
				December 2024	---	---	---	---	12.05	---	---	---	---	---	---	---	---
QUEST HOLDINGS (CR)																	
(Contract Size: 100 Securities, Physical Delivery)																	
6.18	5.96	6	0.00%	March 2024	5.96	6.06	5.96	6.06	6.06	---	---	---	6.20	---	4	4	215
				June 2024	6.05	6.13	6.05	6.13	6.13	---	---	---	6.29	---	2	3	19
				September 2024	---	---	---	---	6.07	---	---	---	---	---	---	---	---
				December 2024	---	---	---	---	6.10	---	---	---	---	---	---	---	---
TERNA ENERGY (CR)																	
(Contract Size: 100 Securities, Physical Delivery)																	
17.4	17.1	17.3	1.53%	March 2024	17.20	17.44	17.14	17.28	17.28	---	---	---	17.44	---	85	1,681	19,436
				June 2024	17.25	17.67	17.25	17.56	17.56	---	---	---	17.67	---	75	1,552	5,729
				September 2024	---	---	---	---	17.23	---	---	---	---	---	---	---	---
				December 2024	---	---	---	---	17.31	---	---	---	---	---	---	---	---
TITAN CEMENT (CB)																	
(Contract Size: 100 Securities, Physical Delivery)																	
26.55	26.25	26.5	0.00%	March 2024	26.40	26.40	26.38	26.40	26.40	---	---	---	26.61	---	4	9	197
				June 2024	26.31	26.64	26.31	26.54	26.54	---	---	---	26.64	---	6	8	66
				September 2024	---	---	---	---	26.79	---	---	---	---	---	---	---	---
				December 2024	---	---	---	---	26.92	---	---	---	---	---	---	---	---
VIOHALCO SA/NV (CB)																	
(Contract Size: 100 Securities, Physical Delivery)																	
5.84	5.74	5.76	-1.54%	March 2024	5.77	5.84	5.76	5.78	5.78	---	---	---	6.62	---	44	177	5,388
				June 2024	5.88	5.92	5.84	5.86	5.86	---	---	---	6.43	---	51	105	181
				September 2024	---	---	---	---	5.91	---	---	---	---	---	---	---	---
				December 2024	---	---	---	---	5.94	---	---	---	---	---	---	---	---

Derivatives notes

Fixing prices and final open positions can be retrieved from the following path <http://www.helex.gr/el/web/guest/statistics-end-of-day-derivatives>

FTSE/Athex Large Cap

(Trade Unit: 1 Index Point x 2€ - Exercise Style: European, Cash Settlement)

Call Options															Put Options																				
March 2024								April 2024							Other Months		March 2024								April 2024							Other Months		Exerise Price	
Open price	Price max	Price min	Last price	Closing price	Volume	Open Interest	Open price	Price max	Price min	Last price	Closing price	Volume	Open Interest	Volume	Open Interest	Open price	Price max	Price min	Last price	Closing price	Volume	Open Interest	Open price	Price max	Price min	Last price	Closing price	Volume	Open Interest	Volume	Open Interest				
2,200	0.00	0.00	0.00	-	1,250.00	-	-	-	-	-	-	-	-	-	-	0.00	0.00	0.00	-	0.01	-	-	-	-	-	-	-	-	-	-	2,200				
2,250	0.00	0.00	0.00	-	1,200.00	-	-	-	-	-	-	-	-	-	-	0.00	0.00	0.00	-	0.01	-	-	-	-	-	-	-	-	-	-	2,250				
2,300	0.00	0.00	0.00	-	1,150.00	-	-	-	-	-	-	-	-	-	-	0.00	0.00	0.00	-	0.01	-	-	-	-	-	-	-	-	-	-	2,300				
2,350	0.00	0.00	0.00	-	1,100.00	-	-	-	-	-	-	-	-	-	-	0.00	0.00	0.00	-	0.01	-	-	-	-	-	-	-	-	-	-	2,350				
2,400	0.00	0.00	0.00	-	1,050.00	-	-	-	-	-	-	-	-	-	-	0.00	0.00	0.00	-	0.01	-	-	-	-	-	-	-	-	-	-	2,400				
2,450	0.00	0.00	0.00	-	1,000.00	-	-	-	-	-	-	-	-	-	-	0.00	0.00	0.00	-	0.01	-	-	-	-	-	-	-	-	-	-	2,450				
2,500	0.00	0.00	0.00	-	950.00	-	-	-	-	-	-	-	-	-	-	0.00	0.00	0.00	-	0.01	-	-	-	-	-	-	-	-	-	-	2,500				
2,550	0.00	0.00	0.00	-	900.00	-	-	-	-	-	-	-	-	-	-	0.00	0.00	0.00	-	0.01	-	-	-	-	-	-	-	-	-	-	2,550				
2,600	0.00	0.00	0.00	-	850.00	-	-	-	-	-	-	-	-	-	-	0.00	0.00	0.00	-	0.01	-	-	-	-	-	-	-	-	-	-	2,600				
2,650	0.00	0.00	0.00	-	800.00	-	-	-	-	-	-	-	-	-	-	0.00	0.00	0.00	-	0.01	-	-	-	-	-	-	-	-	-	-	2,650				
2,700	0.00	0.00	0.00	-	750.00	-	-	-	-	-	-	-	-	-	-	0.00	0.00	0.00	-	0.01	-	-	-	-	-	-	-	-	-	-	2,700				
2,750	0.00	0.00	0.00	-	700.00	-	-	-	-	-	-	-	-	-	-	0.00	0.00	0.00	-	0.01	-	-	-	-	-	-	-	-	-	-	2,750				
2,800	0.00	0.00	0.00	-	650.00	-	-	-	-	-	-	-	-	-	-	0.00	0.00	0.00	-	0.01	-	-	-	-	-	-	-	-	-	-	2,800				
2,850	0.00	0.00	0.00	-	600.00	-	-	-	-	-	-	-	-	-	-	0.00	0.00	0.00	-	0.02	-	-	-	-	-	-	-	-	-	-	2,850				
2,900	0.00	0.00	0.00	-	550.00	-	-	-	-	-	-	-	-	-	-	0.00	0.00	0.00	-	0.01	-	-	-	-	-	-	-	-	-	-	2,900				
2,950	0.00	0.00	0.00	-	500.00	-	-	-	-	-	-	-	-	-	-	0.00	0.00	0.00	-	0.01	-	-	-	-	-	-	-	-	-	-	2,950				
3,000	0.00	0.00	0.00	-	450.00	-	-	0.00	0.00	0.00	-	454.00	-	-	-	0.00	0.00	0.00	-	0.01	-	-	0.00	0.00	0.00	-	1.30	-	-	-	3,000				
3,050	0.00	0.00	0.00	-	400.00	-	-	0.00	0.00	0.00	-	406.00	-	-	-	0.00	0.00	0.00	-	0.01	-	-	0.00	0.00	0.00	-	2.60	-	-	-	3,050				
3,100	0.00	0.00	0.00	-	350.00	-	-	0.00	0.00	0.00	-	358.00	-	-	-	0.00	0.00	0.00	-	0.01	-	-	0.00	0.00	0.00	-	4.80	-	-	-	3,100				
3,150	0.00	0.00	0.00	-	300.00	-	-	0.00	0.00	0.00	-	312.00	-	-	-	0.00	0.00	0.00	-	0.03	-	-	0.00	0.00	0.00	-	8.40	-	-	-	3,150				
3,200	0.00	0.00	0.00	-	251.00	-	20	0.00	0.00	0.00	-	267.00	-	-	-	0.00	0.00	0.00	-	0.16	-	20	0.00	0.00	0.00	-	13.75	-	-	-	3,200				
3,250	0.00	0.00	0.00	-	201.00	-	-	0.00	0.00	0.00	-	226.00	-	-	-	0.00	0.00	0.00	-	0.74	-	23	0.00	0.00	0.00	-	21.75	-	-	-	3,250				
3,300	0.00	0.00	0.00	-	153.00	-	60	37.00	37.00	37.00	37.00	37.00	1	-	-	0.00	0.00	0.00	-	2.80	-	102	0.00	0.00	0.00	-	33.00	-	15	-	3,300				
3,350	0.00	0.00	0.00	-	109.00	-	41	0.00	0.00	0.00	-	152.00	-	2	-	0.00	0.00	0.00	-	8.20	-	212	0.00	0.00	0.00	-	47.75	-	60	-	3,350				
3,400	0.00	0.00	0.00	-	70.00	-	45	0.00	0.00	0.00	-	121.00	-	-	-	0.00	0.00	0.00	-	19.75	-	94	65.00	65.00	65.00	65.00	65.00	20	21	-	3,400				
3,450	41.75	41.75	41.75	41.75	41.75	20	3	0.00	0.00	0.00	-	94.00	-	40	-	0.00	41.75	0.00	-	40.00	-	30	89.00	89.00	89.00	89.00	89.00	20	22	-	3,450				
3,500	14.75	14.75	14.75	14.75	14.75	10	63	0.00	0.00	0.00	-	71.50	-	23	-	0.00	14.75	0.00	-	70.00	-	21	118.00	118.00	118.00	118.00	118.00	20	20	-	3,500				
3,550	0.00	0.00	0.00	-	9.10	-	53	0.00	0.00	0.00	-	53.00	-	22	-	0.00	0.00	0.00	-	109.00	-	10	150.00	150.00	150.00	150.00	150.00	20	20	-	3,550				
3,600	0.00	0.00	0.00	-	3.40	-	-	0.00	0.00	0.00	-	38.25	-	20	-	0.00	0.00	0.00	-	153.00	-	-	0.00	0.00	0.00	-	184.00	-	-	-	3,600				
3,650	0.00	0.00	0.00	-	1.10	-	-	0.00	0.00	0.00	-	27.00	-	-	-	0.00	0.00	0.00	-	201.00	-	-	0.00	0.00	0.00	-	222.00	-	-	-	3,650				
3,700	0.00	0.00	0.00	-	0.30	-	-	0.00	0.00	0.00	-	18.75	-	-	-	0.00	0.00	0.00	-	250.00	-	-	0.00	0.00	0.00	-	264.00	-	-	-	3,700				
3,750	0.00	0.00	0.00	-	0.07	-	-	0.00	0.00	0.00	-	12.50	-	-	-	0.00	0.00	0.00	-	299.00	-	-	0.00	0.00	0.00	-	308.00	-	-	-	3,750				
Totals:						30	285							1	107	0	0							0	512							80	158	0	0
Number of Trades:						2							1	0							0							4	0						

ALPHA SERVICES HOLD (CR)

(Contract Size: 100 Securities, Exercise Style: American, Physical Delivery)

Call Options														Put Options																		
March 2024							April 2024							Other Months		March 2024							April 2024							Other Months		Exercise Price
Open price	Price max	Price min	Last price	Closing price	Volume	Open Interest	Open price	Price max	Price min	Last price	Closing price	Volume	Open Interest	Volume	Open Interest	Open price	Price max	Price min	Last price	Closing price	Volume	Open Interest	Open price	Price max	Price min	Last price	Closing price	Volume	Open Interest	Volume	Open Interest	
0.800	0.000	0.000	0.000	0.920	-	-										0.000	0.000	0.000	0.001	-	-											0.008
0.850	0.000	0.000	0.000	0.870	-	-										0.000	0.000	0.000	0.001	-	-											0.009
0.900	0.000	0.000	0.000	0.820	-	-										0.000	0.000	0.000	0.002	-	-											0.009
0.950	0.000	0.000	0.000	0.770	-	-										0.000	0.000	0.000	0.003	-	-											0.010
1.000	0.000	0.000	0.000	0.720	-	-										0.000	0.000	0.000	0.001	-	-											0.010
1.100	0.000	0.000	0.000	0.620	-	-	0.000	0.000	0.000	0.623	-	-				0.000	0.000	0.000	0.001	-	-	0.000	0.000	0.000	0.001	-	-					0.011
1.200	0.000	0.000	0.000	0.521	-	-	0.000	0.000	0.000	0.523	-	-				0.000	0.000	0.000	0.002	-	-	0.000	0.000	0.000	0.001	-	-					0.012
1.300	0.000	0.000	0.000	0.421	-	-	0.000	0.000	0.000	0.423	-	-				0.000	0.000	0.000	0.001	-	-	0.000	0.000	0.000	0.001	-	-					0.013
1.400	0.000	0.000	0.000	0.321	-	-	0.000	0.000	0.000	0.325	-	-				0.000	0.000	0.000	0.001	-	-	0.000	0.000	0.000	0.002	-	-					0.014
1.500	0.000	0.000	0.000	0.223	-	-	0.000	0.000	0.000	0.232	-	-				0.000	0.000	0.000	0.003	-	-	0.000	0.000	0.000	0.008	-	-					0.015
1.600	0.000	0.000	0.000	0.135	-	-	0.000	0.000	0.000	0.150	-	-				0.000	0.000	0.000	0.015	-	-	0.000	0.000	0.000	0.027	-	-					0.016
1.700	0.000	0.000	0.000	0.068	-	1,000	0.000	0.000	0.000	0.087	-	-				0.000	0.000	0.000	0.047	-	-	0.000	0.000	0.000	0.063	-	-					0.017
1.800	0.000	0.000	0.000	0.027	-	-	0.000	0.000	0.000	0.045	-	-				0.000	0.000	0.000	0.106	-	-	0.000	0.000	0.000	0.121	-	-					0.018
1.900	0.000	0.000	0.000	0.009	-	-	0.000	0.000	0.000	0.020	-	-				0.000	0.000	0.000	0.188	-	-	0.000	0.000	0.000	0.197	-	-					0.019
2.000	0.000	0.000	0.000	0.002	-	-	0.000	0.000	0.000	0.008	-	-				0.000	0.000	0.000	0.282	-	-	0.000	0.000	0.000	0.285	-	-					0.020
2.200	0.000	0.000	0.000	0.001	-	-	0.000	0.000	0.000	0.001	-	-				0.000	0.000	0.000	0.480	-	-	0.000	0.000	0.000	0.480	-	-					0.022
2.400	0.000	0.000	0.000	0.001	-	-	0.000	0.000	0.000	0.001	-	-				0.000	0.000	0.000	0.680	-	-	0.000	0.000	0.000	0.680	-	-					0.024
2.600	0.000	0.000	0.000	0.001	-	-	0.000	0.000	0.000	0.001	-	-				0.000	0.000	0.000	0.880	-	-	0.000	0.000	0.000	0.880	-	-					0.026
Totals:					0	1,000					0	0	0	0	0							0	0									0
Number of Trades:					0						0	0	0	0	0							0.00									0	

NATIONAL BANK (CR)

(Contract Size: 100 Securities, Exercise Style: American, Physical Delivery)

Call Options														Put Options																		
March 2024							April 2024							Other Months		March 2024							April 2024							Other Months		Exercise Price
Open price	Price max	Price min	Last price	Closing price	Volume	Open Interest	Open price	Price max	Price min	Last price	Closing price	Volume	Open Interest	Volume	Open Interest	Open price	Price max	Price min	Last price	Closing price	Volume	Open Interest	Open price	Price max	Price min	Last price	Closing price	Volume	Open Interest	Volume	Open Interest	
3.200	0.000	0.000	0.000	3.83	-	-										0.000	0.000	0.000	0.001	-	-											0.032
3.400	0.000	0.000	0.000	3.63	-	-										0.000	0.000	0.000	0.001	-	-											0.034
3.600	0.000	0.000	0.000	3.43	-	-										0.000	0.000	0.000	0.001	-	-											0.036
3.800	0.000	0.000	0.000	3.23	-	-										0.000	0.000	0.000	0.002	-	-											0.038
4.000	0.000	0.000	0.000	3.03	-	-										0.000	0.000	0.000	0.001	-	-											0.040
4.400	0.000	0.000	0.000	2.63	-	-										0.000	0.000	0.000	0.001	-	-											0.044
4.800	0.000	0.000	0.000	2.23	-	-	0.000	0.000	0.000		2.24	-	-			0.000	0.000	0.000	0.001	-	-	0.000	0.000	0.000	0.001	-	-					0.048
5.200	0.000	0.000	0.000	1.83	-	-	0.000	0.000	0.000		1.84	-	-			0.000	0.000	0.000	0.001	-	-	0.000	0.000	0.000	0.001	-	-					0.052
5.600	0.000	0.000	0.000	1.43	-	-	0.000	0.000	0.000		1.45	-	-			0.000	0.000	0.000	0.001	-	-	0.000	0.000	0.000	0.005	-	-					0.056
6.000	0.000	0.000	0.000	1.03	-	-	0.000	0.000	0.000		1.07	-	-			0.000	0.000	0.000	0.001	-	-	0.000	0.000	0.000	0.025	-	-					0.060
6.400	0.000	0.000	0.000	0.635	-	-	0.000	0.000	0.000		0.727	-	-			0.000	0.000	0.000	0.002	-	240	0.000	0.000	0.000	0.082	-	-					0.064
6.800	0.000	0.000	0.000	0.275	-	2	0.000	0.000	0.000		0.448	-	-			0.000	0.000	0.000	0.042	-	-	0.000	0.000	0.000	0.202	-	-					0.068
7.200	0.000	0.000	0.000	0.062	-	35	0.000	0.000	0.000		0.250	-	-			0.000	0.000	0.000	0.229	-	-	0.000	0.000	0.000	0.404	-	-					0.072
7.600	0.000	0.000	0.000	0.006	-	-	0.000	0.000	0.000		0.124	-	-			0.000	0.000	0.000	0.574	-	-	0.000	0.000	0.000	0.679	-	-					0.076
8.000	0.000	0.000	0.000	0.006	-	-	0.000	0.000	0.000		0.054	-	-			0.000	0.000	0.000	0.970	-	-	0.000	0.000	0.000	1.01	-	-					0.080
8.400	0.000	0.000	0.000	0.001	-	-	0.000	0.000	0.000		0.022	-	-			0.000	0.000	0.000	1.37	-	-	0.000	0.000	0.000	1.38	-	-					0.084
8.800	0.000	0.000	0.000	0.001	-	-	0.000	0.000	0.000		0.008	-	-			0.000	0.000	0.000	1.77	-	-	0.000	0.000	0.000	1.77	-	-					0.088
9.200	0.000	0.000	0.000	0.001	-	-	0.000	0.000	0.000		0.003	-	-			0.000	0.000	0.000	2.17	-	-	0.000	0.000	0.000	2.17	-	-					0.092
Totals:					0	37					0	0	0	0	0						0	240						0	0	0	0	
Number of Trades:					0						0	0	0	0							0.00						0	0	0			

OPAP (CR)

(Contract Size: 100 Securities, Exercise Style: American, Physical Delivery)

Call Options														Put Options																					
March 2024							April 2024							Other Months		March 2024							April 2024							Other Months		Exercise Price			
Open price	Price max	Price min	Last price	Closing price	Volume	Open Interest	Open price	Price max	Price min	Last price	Closing price	Volume	Open Interest	Volume	Open Interest	Open price	Price max	Price min	Last price	Closing price	Volume	Open Interest	Open price	Price max	Price min	Last price	Closing price	Volume	Open Interest	Volume	Open Interest				
9.600	0.000	0.000	0.000	7.50	-	-										0.000	0.000	0.000	0.001	-	-											0.096			
10.000	0.000	0.000	0.000	7.10	-	-										0.000	0.000	0.000	0.001	-	-											0.100			
11.000	0.000	0.000	0.000	6.10	-	-	0.000	0.000	0.000	6.13	-	-				0.000	0.000	0.000	0.001	-	-	0.000	0.000	0.000	0.001	-	-				0.110				
12.000	0.000	0.000	0.000	5.11	-	-	0.000	0.000	0.000	5.13	-	-				0.000	0.000	0.000	0.001	-	-	0.000	0.000	0.000	0.001	-	-				0.120				
13.000	0.000	0.000	0.000	4.11	-	-	0.000	0.000	0.000	4.13	-	-				0.000	0.000	0.000	0.001	-	-	0.000	0.000	0.000	0.001	-	-				0.130				
14.000	0.000	0.000	0.000	3.11	-	-	0.000	0.000	0.000	3.14	-	-				0.000	0.000	0.000	0.001	-	-	0.000	0.000	0.000	0.002	-	-				0.140				
15.000	0.000	0.000	0.000	2.11	-	-	0.000	0.000	0.000	2.16	-	-				0.000	0.000	0.000	0.001	-	-	0.000	0.000	0.000	0.025	-	-				0.150				
16.000	0.000	0.000	0.000	1.11	-	-	0.000	0.000	0.000	1.28	-	-				0.000	0.000	0.000	0.004	-	32	0.000	0.000	0.000	0.142	-	-				0.160				
17.000	0.000	0.000	0.000	0.279	-	-	0.000	0.000	0.000	0.618	-	-				0.000	0.000	0.000	0.172	-	-	0.000	0.000	0.000	0.480	-	-				0.170				
18.000	0.000	0.000	0.000	0.014	-	-	0.000	0.000	0.000	0.233	-	-				0.000	0.000	0.000	0.909	-	-	0.000	0.000	0.000	1.10	-	-				0.180				
19.000	0.000	0.000	0.000	0.002	-	-	0.000	0.000	0.000	0.068	-	-				0.000	0.000	0.000	1.90	-	-	0.000	0.000	0.000	1.94	-	-				0.190				
20.000	0.000	0.000	0.000	0.001	-	-	0.000	0.000	0.000	0.014	-	-				0.000	0.000	0.000	2.90	-	-	0.000	0.000	0.000	2.90	-	-				0.200				
22.000	0.000	0.000	0.000	0.001	-	-	0.000	0.000	0.000	0.001	-	-				0.000	0.000	0.000	4.90	-	-	0.000	0.000	0.000	4.90	-	-				0.220				
24.000	0.000	0.000	0.000	0.001	-	-	0.000	0.000	0.000	0.001	-	-				0.000	0.000	0.000	6.90	-	-	0.000	0.000	0.000	6.90	-	-				0.240				
Totals:					0	0								0	0	0							0	32						0	20			0	0
Number of Trades:					0									0	0									0.00							0			0	

OTE (CR)

(Contract Size: 100 Securities, Exercise Style: American, Physical Delivery)

Call Options														Put Options																					
Exercise Price	March 2024						April 2024						Other Months		March 2024						April 2024						Other Months		Exercise Price						
	Open price	Price max	Price min	Last price	Closing price	Volume	Open Interest	Open price	Price max	Price min	Last price	Closing price	Volume	Open Interest	Volume	Open Interest	Open price	Price max	Price min	Last price	Closing price	Volume	Open Interest	Open price	Price max	Price min	Last price	Closing price		Volume	Open Interest	Volume	Open Interest		
9.200	0.000	0.000	0.000		4.37	-	-	0.000	0.000	0.000		4.39	-	-			0.000	0.000	0.000		0.001	-	-	0.000	0.000	0.000		0.001	-	-			0.092		
9.600	0.000	0.000	0.000		3.97	-	-	0.000	0.000	0.000		3.99	-	-			0.000	0.000	0.000		0.001	-	-	0.000	0.000	0.000		0.001	-	-			0.096		
10.000	0.000	0.000	0.000		3.57	-	-	0.000	0.000	0.000		3.59	-	-			0.000	0.000	0.000		0.001	-	-	0.000	0.000	0.000		0.001	-	-			0.100		
11.000	0.000	0.000	0.000		2.57	-	-	0.000	0.000	0.000		2.60	-	-			0.000	0.000	0.000		0.001	-	-	0.000	0.000	0.000		0.001	-	-			0.110		
12.000	0.000	0.000	0.000		1.58	-	20	0.000	0.000	0.000		1.63	-	-			0.000	0.000	0.000		0.001	-	5	0.000	0.000	0.000		0.027	-	-			0.120		
13.000	0.000	0.000	0.000		0.620	-	10	0.000	0.000	0.000		0.795	-	-			0.000	0.000	0.000		0.044	-	20	0.000	0.000	0.000		0.194	-	-			0.130		
14.000	0.000	0.000	0.000		0.079	-	7	0.000	0.000	0.000		0.276	-	-			0.000	0.000	0.000		0.503	-	5	0.000	0.000	0.000		0.677	-	-			0.140		
15.000	0.000	0.000	0.000		0.002	-	-	0.000	0.000	0.000		0.064	-	-			0.000	0.000	0.000		1.43	-	10	0.000	0.000	0.000		1.47	-	-			0.150		
16.000	0.000	0.000	0.000		0.001	-	-	0.000	0.000	0.000		0.010	-	-			0.000	0.000	0.000		2.43	-	-	0.000	0.000	0.000		2.43	-	-			0.160		
17.000	0.000	0.000	0.000		0.001	-	-	0.000	0.000	0.000		0.001	-	-			0.000	0.000	0.000		3.43	-	-	0.000	0.000	0.000		3.43	-	-			0.170		
18.000	0.000	0.000	0.000		0.001	-	-	0.000	0.000	0.000		0.001	-	-			0.000	0.000	0.000		4.43	-	-	0.000	0.000	0.000		4.43	-	-			0.180		
19.000	0.000	0.000	0.000		0.001	-	-	0.000	0.000	0.000		0.001	-	-			0.000	0.000	0.000		5.43	-	-	0.000	0.000	0.000		5.43	-	-			0.190		
20.000	0.000	0.000	0.000		0.001	-	-						-	-			0.000	0.000	0.000		6.43	-	-				-	-				0.200			
22.000	0.000	0.000	0.000		0.001	-	-						-	-			0.000	0.000	0.000		8.43	-	-				-	-				0.220			
Totals:						0	37							0	0	0	0							0	40							0	70	0	0
Number of Trades:						0							0	0							0.00							0			0				

PIRAEUS FINANCIAL HOLD (CR)

(Contract Size: 100 Securities, Exercise Style: American, Physical Delivery)

Call Options														Put Options																		
March 2024							April 2024							Other Months		March 2024							April 2024							Other Months		Exercise Price
Open price	Price max	Price min	Last price	Closing price	Volume	Open Interest	Open price	Price max	Price min	Last price	Closing price	Volume	Open Interest	Volume	Open Interest	Open price	Price max	Price min	Last price	Closing price	Volume	Open Interest	Open price	Price max	Price min	Last price	Closing price	Volume	Open Interest	Volume	Open Interest	
1.300	0.000	0.000	0.000	2.80	-	-										0.000	0.000	0.000	0.001	-	-											0.013
1.400	0.000	0.000	0.000	2.70	-	-										0.000	0.000	0.000	0.001	-	-											0.014
1.500	0.000	0.000	0.000	2.60	-	-										0.000	0.000	0.000	0.001	-	-											0.015
1.600	0.000	0.000	0.000	2.50	-	-										0.000	0.000	0.000	0.001	-	-											0.016
1.700	0.000	0.000	0.000	2.40	-	-										0.000	0.000	0.000	0.001	-	-											0.017
1.800	0.000	0.000	0.000	2.30	-	-										0.000	0.000	0.000	0.001	-	-											0.018
1.900	0.000	0.000	0.000	2.20	-	-										0.000	0.000	0.000	0.001	-	-											0.019
2.000	0.000	0.000	0.000	2.10	-	-										0.000	0.000	0.000	0.001	-	-											0.020
2.200	0.000	0.000	0.000	1.90	-	-										0.000	0.000	0.000	0.001	-	-											0.022
2.400	0.000	0.000	0.000	1.70	-	-	0.000	0.000	0.000		1.71	-	-			0.000	0.000	0.000	0.002	-	-	0.000	0.000	0.000	0.001	-	-					0.024
2.600	0.000	0.000	0.000	1.50	-	-	0.000	0.000	0.000		1.51	-	-			0.000	0.000	0.000	0.001	-	-	0.000	0.000	0.000	0.001	-	-					0.026
2.800	0.000	0.000	0.000	1.30	-	-	0.000	0.000	0.000		1.31	-	-			0.000	0.000	0.000	0.001	-	-	0.000	0.000	0.000	0.001	-	-					0.028
3.000	0.000	0.000	0.000	1.10	-	-	0.000	0.000	0.000		1.11	-	-			0.000	0.000	0.000	0.001	-	-	0.000	0.000	0.000	0.001	-	-					0.030
3.200	0.000	0.000	0.000	0.901	-	-	0.000	0.000	0.000		0.911	-	-			0.000	0.000	0.000	0.001	-	-	0.000	0.000	0.000	0.003	-	-					0.032
3.400	0.000	0.000	0.000	0.702	-	-	0.000	0.000	0.000		0.721	-	-			0.000	0.000	0.000	0.001	-	-	0.000	0.000	0.000	0.013	-	-					0.034
3.600	0.000	0.000	0.000	0.503	-	30	0.000	0.000	0.000		0.543	-	-			0.000	0.000	0.000	0.001	-	-	0.000	0.000	0.000	0.035	-	-					0.036
3.800	0.000	0.000	0.000	0.313	-	-	0.000	0.000	0.000		0.387	-	-			0.000	0.000	0.000	0.012	-	-	0.000	0.000	0.000	0.078	-	-					0.038
4.000	0.000	0.000	0.000	0.157	-	-	0.000	0.000	0.000		0.260	-	-			0.000	0.000	0.000	0.055	-	-	0.000	0.000	0.000	0.150	-	-					0.040
4.400	0.000	0.000	0.000	0.015	-	-	0.000	0.000	0.000		0.095	-	-			0.000	0.000	0.000	0.314	-	-	0.000	0.000	0.000	0.386	-	-					0.044
4.800	0.000	0.000	0.000	0.001	-	-	0.000	0.000	0.000		0.028	-	-			0.000	0.000	0.000	0.700	-	-	0.000	0.000	0.000	0.720	-	-					0.048
5.200	0.000	0.000	0.000	0.001	-	-	0.000	0.000	0.000		0.006	-	-			0.000	0.000	0.000	1.10	-	-	0.000	0.000	0.000	1.10	-	-					0.052
5.600	0.000	0.000	0.000	0.001	-	-	0.000	0.000	0.000		0.001	-	-			0.000	0.000	0.000	1.50	-	-	0.000	0.000	0.000	1.50	-	-					0.056
6.000	0.000	0.000	0.000	0.001	-	-	0.000	0.000	0.000		0.001	-	-			0.000	0.000	0.000	1.90	-	-	0.000	0.000	0.000	1.90	-	-					0.060
6.400	0.000	0.000	0.000	0.001	-	-	0.000	0.000	0.000		0.001	-	-			0.000	0.000	0.000	2.30	-	-	0.000	0.000	0.000	2.30	-	-					0.064
Totals:					0	30						0	0	0								0	0									0
Number of Trades:					0							0	0	0								0.00									0	

PPC (CR)

(Contract Size: 100 Securities, Exercise Style: American, Physical Delivery)

Call Options														Put Options																		
March 2024							April 2024							Other Months		March 2024							April 2024							Other Months		Exercise Price
Open price	Price max	Price min	Last price	Closing price	Volume	Open Interest	Open price	Price max	Price min	Last price	Closing price	Volume	Open Interest	Volume	Open Interest	Open price	Price max	Price min	Last price	Closing price	Volume	Open Interest	Open price	Price max	Price min	Last price	Closing price	Volume	Open Interest	Volume	Open Interest	
5.600	0.000	0.000	0.000	6.26	-	-										0.000	0.000	0.000	0.001	-	-											0.056
6.000	0.000	0.000	0.000	5.86	-	-										0.000	0.000	0.000	0.001	-	-											0.060
6.400	0.000	0.000	0.000	5.46	-	-										0.000	0.000	0.000	0.001	-	-											0.064
6.800	0.000	0.000	0.000	5.06	-	-										0.000	0.000	0.000	0.001	-	-											0.068
7.200	0.000	0.000	0.000	4.66	-	-										0.000	0.000	0.000	0.001	-	-											0.072
7.600	0.000	0.000	0.000	4.26	-	-										0.000	0.000	0.000	0.001	-	-											0.076
8.000	0.000	0.000	0.000	3.86	-	-										0.000	0.000	0.000	0.001	-	-											0.080
8.400	0.000	0.000	0.000	3.46	-	-										0.000	0.000	0.000	0.001	-	-											0.084
8.800	0.000	0.000	0.000	3.06	-	-	0.000	0.000	0.000		3.08	-	-			0.000	0.000	0.000	0.001	-	-	0.000	0.000	0.000		0.001	-	-			0.088	
9.200	0.000	0.000	0.000	2.66	-	-	0.000	0.000	0.000		2.69	-	-			0.000	0.000	0.000	0.001	-	-	0.000	0.000	0.000		0.004	-	-			0.092	
9.600	0.000	0.000	0.000	2.26	-	-	0.000	0.000	0.000		2.30	-	-			0.000	0.000	0.000	0.001	-	-	0.000	0.000	0.000		0.014	-	-			0.096	
10.000	0.000	0.000	0.000	1.86	-	-	0.000	0.000	0.000		1.92	-	-			0.000	0.000	0.000	0.001	-	-	0.000	0.000	0.000		0.034	-	-			0.100	
11.000	0.000	0.000	0.000	0.877	-	16	0.000	0.000	0.000		1.08	-	-			0.000	0.000	0.000	0.012	-	-	0.000	0.000	0.000		0.191	-	-			0.110	
12.000	0.000	0.000	0.000	0.161	-	1	0.000	0.000	0.000		0.487	-	-			0.000	0.000	0.000	0.296	-	16	0.000	0.000	0.000		0.601	-	-			0.120	
13.000	0.000	0.000	0.000	0.005	-	26	0.000	0.000	0.000		0.172	-	5			0.000	0.000	0.000	1.14	-	10	0.000	0.000	0.000		1.29	-	-			0.130	
14.000	0.000	0.000	0.000	0.001	-	-	0.000	0.000	0.000		0.048	-	-			0.000	0.000	0.000	2.14	-	-	0.000	0.000	0.000		2.17	-	-			0.140	
15.000	0.000	0.000	0.000	0.001	-	-	0.000	0.000	0.000		0.011	-	-			0.000	0.000	0.000	3.14	-	-	0.000	0.000	0.000		3.14	-	-			0.150	
16.000	0.000	0.000	0.000	0.002	-	-	0.000	0.000	0.000		0.002	-	-			0.000	0.000	0.000	4.14	-	-	0.000	0.000	0.000		4.14	-	-			0.160	
17.000	0.000	0.000	0.000	0.001	-	-	0.000	0.000	0.000		0.001	-	-			0.000	0.000	0.000	5.14	-	-	0.000	0.000	0.000		5.14	-	-			0.170	
18.000	0.000	0.000	0.000	0.001	-	-	0.000	0.000	0.000		0.001	-	-			0.000	0.000	0.000	6.14	-	-	0.000	0.000	0.000		6.14	-	-			0.180	
Totals:					0	43						0	5	0	0							0	26						0	10	0	0
Number of Trades:					0						0		0									0.00						0		0		

Lending Products	Underlying Title	Multilateral Transactions[1]					Bilateral Transactions[2]		Stock Borrowing through OTC (volume)[3]
		Open Interest[5]	Volume(Offered)	Average Weighted	Transactions volume	Average Weighted	Transactions Volume	Average Weighted	Transactions Volume
ADMIEBOR	ADMIE (IPTO) HOLDING S.A. (CR)	---	---	---	---	---	---	384,280	
AEGNBOR	AEGEAN AIRLINES (CR)	---	---	---	---	---	---	186,972	
AETFBOR	ALPHA ETF FTSE Athex Large Cap	---	---	---	---	---	---	---	
ALPHABOR	ALPHA SERVICES HOLD (CR)	---	---	---	---	---	---	58,685,039	
AIABOR	ATHENS INTL AIRPORT (CR)	---	---	---	---	---	---	110,473	
OTOELBOR	AUTOHELLAS SA (CR)	1,500	---	---	---	---	---	87,389	
AVAXBOR	AVAX S.A. (CR)	2,000	---	---	---	---	---	---	
EEEBOR	CC HBC AG (CR)	3,329	---	---	---	---	---	44,377	
CENERBOR	CENERGY HOLDINGS (CB)	---	---	---	---	---	---	9,762	
ELLAKTORBOR	ELLAKTOR (CR)	2,681	---	---	---	---	---	118,113	
ELHABOR	ELVALHALCOR (CR)	788	---	---	---	---	---	64,887	
EUROBBOR	EUROBANK HOLDINGS (CR)	---	---	---	---	---	---	34,749,194	
EYDAPBOR	EYDAP S.A. (CR)	845	---	---	---	---	---	275,613	
FOYRKBOR	FOURLIS (CR)	230	---	---	---	---	---	10,875	
GEKTERNABOR	GEK TERNA (CR)	---	---	---	---	---	---	6,203,698	
SARBOR	GR. SARANTIS S.A. (CR)	817	---	---	---	---	---	90,938	
EXAEBOR	HELLENIC EXCHANGES-A.S.E. (CR)	200	---	---	---	---	---	167,047	
ELPEBOR	HELLENIQ ENERGY (CR)	---	---	---	---	---	---	299,071	
INTRKBOR	INTRACOM HOLDINGS (CR)	---	---	---	---	---	---	5,000	
INKATBOR	INTRAKAT (CR)	---	---	---	---	---	---	55,000	
BELABOR	JUMBO SA (CR)	2,621	---	---	---	---	---	197,735	
LAMDABOR	LAMDA DEVELOPMENT SA (CR)	400	---	---	---	---	---	223,277	
MIGBOR	MIG (CR)	1,992	---	---	---	---	---	40,179	
MOHBOR	MOTOR OIL (CR)	20,881	---	---	---	---	---	405,620	
MYTILBOR	MYTILINEOS (CR)	261	---	---	---	---	---	151,530	
ETEBOR	NATIONAL BANK (CR)	509	---	---	---	---	---	13,871,591	
OPAPBOR	OPAP (CR)	---	---	---	---	---	---	1,617,545	
OPTIMABOR	OPTIMA BANK (CR)	2,102	---	---	---	---	---	8,394	
HTOBOR	OTE (CR)	250	---	---	---	---	---	1,794,327	
PPABOR	P.P.A. S.A. (CR)	2,150	---	---	---	---	---	65,314	
TPEIRBOR	PIRAEUS FINANCIAL HOLD (CR)	---	---	---	---	---	---	895,291	

Stock Lending Notes

[1] - Multilateral contracts Lending or Borrowing as per Methods 8-1, 8-2 and 8-3-3 (According to ATHEX BoD Resolution No.17)

[2] - Bilateral Contracts Lending or Borrowing as per Methods 8-3-1 and 8-3-2 (According to ATHEX BoD Resolution No.20)

[3] - The information concerning OTC Stock Borrowing Transactions is based on the statements of the Dematerialised Securities System (DSS) operators involved and refers to volumes that have been registered up until the previous working day.

[4] - Average Price (Volume weighted)

[5] - The Data concerning Open Interest before the start of trading session

Lending Products	Underlying Title	Open Interest[5]	Multilateral Transactions[1]				Bilateral Transactions[2]		Stock Borrowing through OTC (volume)[3]	
			Volume(Offered)	Average Weighted	Transactions volume	Average Weighted	Transactions Volume	Average Weighted	Transactions Volume	
PPCBOR	PPC (CR)	515	---	---	---	---	---	---	1,278,881	
QUALBOR	QUALITY & RELIABILITY SA (CR)	---	---	---	---	---	---	---	---	
QUESTBOR	QUEST HOLDINGS (CR)	391	---	---	---	---	---	---	21,333	
TENERGYBOR	TERNA ENERGY (CR)	---	---	---	396	4.88%	---	---	278,061	
TITCBOR	TITAN CEMENT (CB)	7,615	---	---	---	---	---	---	228,626	
VIOBOR	VIOHALCO SA/NV (CB)	744	---	---	---	---	---	---	---	

Stock Lending Notes

[1] - Multilateral contracts Lending or Borrowing as per Methods 8-1, 8-2 and 8-3-3 (According to ATHEX BoD Resolution No.17)

[2] - Bilateral Contracts Lending or Borrowing as per Methods 8-3-1 and 8-3-2 (According to ATHEX BoD Resolution No.20)

[3] - The information concerning OTC Stock Borrowing Transactions is based on the statements of the Dematerialised Securities System (DSS) operators involved and refers to volumes that have been registered up until the previous working day.

[4] - Average Price (Volume weighted)

[5] - The Data concerning Open Interest before the start of trading session

Sectors codification for listed companies

12003-	ETF	10101010	Computer Services
10101015	Software	10102030	Computer Hardware
15101010	Telecommunications Equipment	15102015	Telecommunications Services
20101010	Health Care Facilities	20101025	Health Care Services
20102010	Medical Equipment	20103015	Pharmaceuticals
30101010	Banks	30202000	Diversified Financial Services
30202010	Asset Managers & Custodians	30202015	Investment Services
30204000	Closed End Investments	30302010	Full Line Insurance
30302015	Insurance Brokers	30302025	Property and Casualty Insurance
35101010	Real Estate Holding and Development	35101015	Real Estate Services
35102000	Diversified REITs	35102030	Office REITs
35102045	Retail REITs.	40201040	Rental & Leasing Services: Consumer
40202010	Home Construction	40202015	Household Furnishings
40202020	Household Appliance	40203040	Electronic Entertainment
40204020	Clothing & Accessories	40301010	Entertainment
40301030	Publishing	40301035	Radio & TV Broadcasters
40401010	Diversified Retailers	40401020	Apparel Retailers
40401025	Home Improvement Retailers	40401030	Specialty Retailers
40501010	Airlines	40501015	Travel & Tourism
40501020	Casinos & Gambling	40501025	Hotels & Motels
45101015	Distillers & Vintners	45101020	Soft Drinks
45102010	Farming Fishing Ranching & Plantations	45102020	Food Products
45103010	Tobacco	45201010	Food Retailers & Wholesalers
45201020	Personal Products	50101010	Construction
50101020	Building Roof/Wallboard and Plumbing	50101030	Cement
50101035	Building Materials: Other	50202010	Electrical Components
50203015	Plastics	50203030	Containers & Packaging
50204000	Machinery: Industrial	50204020	Machinery: Construction & Handling
50205010	Industrial Suppliers	50205020	Back Office Support HR & Consulting
50205030	Forms & Bulk Printing Services	50206015	Commercial Vehicles & Parts
50206030	Marine Transportation	50206060	Transportation Services
55101000	Diversified Materials	55101020	Textile Products
55102000	General Mining	55102010	Iron & Steel
55102015	Metal Fabricating	55102035	Aluminum
60101020	Oil Refining and Marketing	65101010	Alternative Electricity
65101015	Conventional Electricity	65102000	Multi-Utilities
65102030	Water		



ATHEX
Athens Stock Exchange

Λεωφ. Αθηνών 110 104 42 Αθήνα
110, Athinon Ave. GR 104 42 Athens
tel. (+30)210-33.66.800, fax (+30)210-33.66.101
www.athexgroup.gr