

24

Ημερήσιο Δελτίο  
Συναλλακτικής Δραστηριότητας

Daily Official List  
of Trading Activity

Wednesday, 6 March, 2024  
Year: 145 Trading Day No: 47



**ATHEXGROUP**  
Athens Exchange Group

**Disclaimer:**

Hellenic Exchanges-Athens Stock Exchange S.A endeavours to ensure that the data and other material ("Information") presented on the Daily Official List are accurate and complete, but it is not liable for any errors or omissions of data or /and for the accuracy, credibility, updating and completeness of the aforesaid information nor it has any liability arising directly or indirectly from the use of the above Information.

The Company is not liable for the accuracy of the data included in listed companies' announcements. Only the sender of such an announcement is fully and solely liable for any infringement of third party's rights from the content of such announcement. All contents of the Daily Official List are provided only for information purposes and do not constitute investment advice or solicitation to invest in securities or other products listed for trading on the Exchange.

You acknowledge and agree that the Company is the owner of any property rights related to any Information appearing on the Daily Official List including intellectual property rights copyright, trademarks, etc.

The above data are a property of the Hellenic Exchanges-Athens Exchange and are copyright protected. Users are forbidden to reproduce, modify, copy, sale, transmit or redistribute, by all reproduction means and methods, part or the whole of the above data, without reference to their source.

The commercial exploitation of these data is, also, forbidden by third parties. Hellenic Exchanges-Athens Exchange does not carry any responsibility, direct or indirect, derived from usage or accidental alteration of the above data when used by third parties.

---

**Hellenic Exchanges – Athens Stock Exchange S.A.**

110 Athinon Ave., 10442 Athens, Tel: (210) 33.66.800, Fax: (210) 32.13.938

[www.athexgroup.gr](http://www.athexgroup.gr)

---

**Thessalonica Stock Exchange Center (T.S.E.C)**

16-18 Katouni Str., Thessalonica 546 25 Tel: (2310) 567.667, Fax: (2310) 530.545

---

**Athex Members Guarantee Fund**

14-16 Fidiou Str., Athens 106 78, Tel: (210) 33.04.682, Fax: (210) 33.04.155

---

**Hellenic Republic Capital Market Commission**

1 Kolokotroni Str. & 1 Stadiou Str., Athens 10562 Tel: (210) 33.77.100 Fax: (210) 33.77.173

---

**Table of Contents**

---

**Section 1: Statistical Figures of Securities, Derivatives and Lending**

Summary of Markets

Athex Indices

Analytic Figures for Athex Market's Boards and Categories

Trading Details by Athex Sectors and Financial Instruments (ETFs)

Top 10 best &amp; worst performing Shares

Derivatives Summary

**Section 2: Analytic Figures of Shares Transactions**

Analytic Figures of Shares Transactions

Shares' Notes

**Section 3: Figures of Securities Transactions**

Securities Blocks Details

Shares Rights Details

Stock Borrowing

Forced Sales Details

Forced Sales Registered Shares

Exchange Traded Funds (ETFs) Characteristics

**Section 5: Bonds traded in Fixed Income Assets Market**

Convertible Corporate Bonds - Regulated Market

Non Convertible Corporate Bonds - Regulated Market

Government Bonds

Treasury Bills &amp; Zero Coupon Government Bonds

Government Bonds Traded with the Open Outcry Method

State Banks Bonds

**Section 6: Additional Infos**

Athex &amp; ATHEXClear Members List

List of Stocks under Market Making operations

**Section 7: Derivatives Market Analytic Figures**

Index Futures

Stock Futures

Index Options

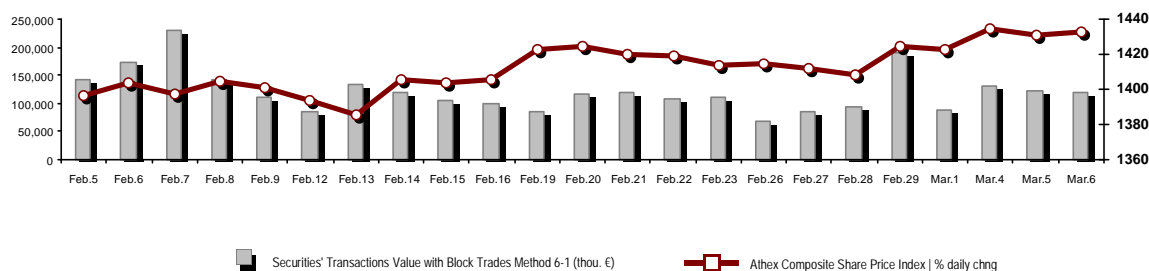
Stock Options

Stock Lending Analytic Figures

**Appendix A: Sectors codification for listed companies**

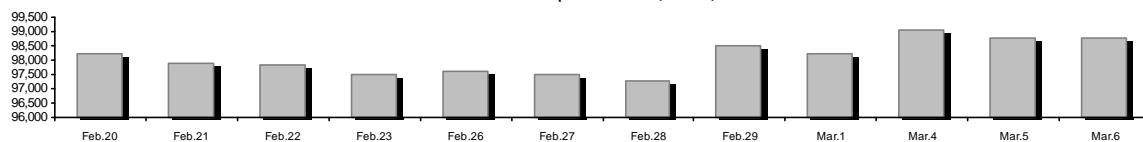
## Summary of Markets

Athex Composite Share Price Index vs Shares and Derivatives Transactions Value

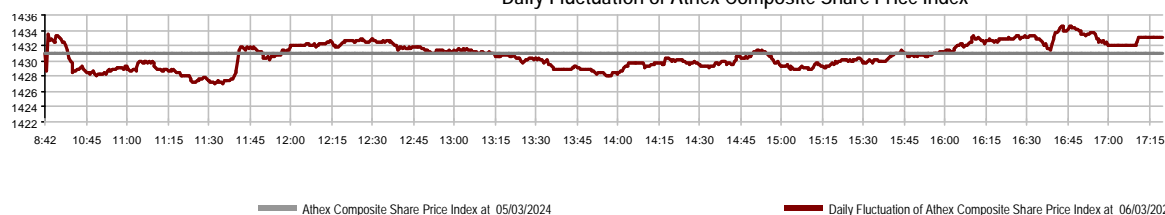


Athex Capitalisation (mill. €) **:	98,770.30		Derivatives Total Open Interest	511,684
Daily change: mill. €   %	-9.05	-0.01%	in Index Futures   % daily chng	6,934 0.49%
Yearly Avg Capitalisation: mill. €   % chng prev year Avg	93,939.44	16.86%	in Stock Futures   % daily chng	502,253 1.05%
Athex Composite Share Price Index   % daily chng	1,433.04	0.15%	in Index Options   % daily chng	927 2.32%
Athex Composite Share Price Index Capitalisation (mill. €)	90,142.22		in Stock Options   % daily chng	1,570 1.95%
Daily change (mill. €)	-8.55			
Securities' Transactions Value with Block Trades Method 6-1 (t	118,339.97		Derivatives Contracts Volume:	47,589
Daily change: %	-4,970.42	-4.03%	Daily change: pieces   %	29,382 161.38%
YtD Avg Trans. Value: thou. €   % chng prev year Avg	111,154.30	1.45%	YtD Avg Derivatives Contracts % chng prev year Avg	26,549 -39.61%
Blocks Transactions Value of Method 6-1 (thou. €)	11,808.93		Derivatives Trades Number:	2,230
Blocks Transactions Value of Method 6-2 & 6-3 (thou. €)	0.00		Daily change: number   %	1,137 104.03%
Bonds Transactions Value (thou.€)	926.68		YtD Avg Trades number % chng prev year Avg	1,892 -18.83%
Securities' Transactions Volume with Block Trades Method 6-1 (tho	27,481.39		Lending Total Open Interest	81,150
Daily change: thou. pieces   %	3,051.97	12.49%	Daily change: pieces   %	10,550 14.94%
YtD Avg Volume: % chng prev year Avg	25,585.23	-23.90%	Lending Volume (Multilateral/Bilateral)	1,015
Blocks Transactions Volume of Method 6-1 (thou. Pieces)	4,201.30		Daily change: pieces   %	-9,535
Blocks Transactions Volume of Method 6-2 & 6-3 (thou. Pieces)	0.00		Multilateral Lending	515
Bonds Transactions Volume	955,000		Bilateral Lending	500
Securities' Trades Number with Block Trades Method 6-1	40,485		Lending Trades Number:	3
Daily change: number   %	2,688	7.11%	Daily change: %	-1
YtD Avg Trades number % chng prev year Avg	39,114	7.98%	Multilateral Lending Trades Number	2
Number of Blocks Method 6-1	18		Bilateral Lending Trades Number	1
Number of Blocks Method 6-2 & 6-3	0			
Number of Bonds Transactions	174			

Athex Capitalisation (mill. €) \*\*



Daily Fluctuation of Athex Composite Share Price Index



## Athex Indices

Index name	06/03/2024	05/03/2024	pts.	%	Min	Max	Year min	Year max	Year change
Athex Composite Share Price Index	1,433.04 #	1,430.94	2.10	0.15%	1,427.08	1,434.54	1,293.14	1,437.65	10.82% #
Athex Composite Index Total Return Index	2,612.93 #	2,609.11	3.82	0.15%	2,602.06	2,615.68	2,355.44	2,621.34	10.93% #
Athex ESG Index	1,634.81 #	1,631.44	3.37	0.21%	1,627.46	1,636.98	1,471.77	1,643.01	11.08% #
ATHEX Alternative Market Price Index	12,826.79 #	12,810.83	15.96	0.12%	12,702.92	12,841.74	9,352.11	13,974.15	37.15% #
FTSE/Athex Large Cap	3,474.79 #	3,468.60	6.19	0.18%	3,460.14	3,480.08	3,122.79	3,495.52	11.27% #
FTSE/Athex Mid Cap Index	2,452.13 €	2,452.40	-0.27	-0.01%	2,441.47	2,455.37	2,212.15	2,459.55	8.94% #
FTSE/ATHEX High Dividend Yield Index	4,135.04 €	4,165.64	-30.60	-0.73%	4,132.47	4,174.77	3,752.57	4,182.26	9.64% #
FTSE/Athex Market Index	829.80 #	828.48	1.32	0.16%	826.38	830.85	746.82	834.20	11.11% #
FTSE/Athex Banks	1,267.72 #	1,252.66	15.06	1.20%	1,249.45	1,268.36	1,057.67	1,268.36	19.41% #
FTSE/ATHEX TECHNOLOGY & TELECOMMUNICAT	5,506.47 €	5,524.86	-18.39	-0.33%	5,497.29	5,567.15	4,915.95	5,567.15	8.56% #
FTSE/ATHEX FINANCIAL SERVICES	5,971.15 #	5,901.29	69.86	1.18%	5,886.15	5,972.85	4,996.31	5,972.85	19.08% #
FTSE/ATHEX REAL ESTATE	4,897.78 €	4,899.82	-2.04	-0.04%	4,872.55	4,907.93	4,836.39	5,120.52	-1.26% €
FTSE/ATHEX CONSUMER DISCRETIONARY	5,419.76 €	5,474.31	-54.55	-1.00%	5,407.73	5,512.16	4,993.33	5,557.48	8.05% #
FTSE/ATHEX CONSUMER STAPLES	5,713.23 €	5,722.90	-9.67	-0.17%	5,676.28	5,743.30	5,069.68	5,770.97	12.28% #
FTSE/ATHEX INDUSTRIALS	5,728.42 #	5,714.15	14.27	0.25%	5,683.80	5,738.95	5,044.08	5,749.70	12.73% #
FTSE/ATHEX BASIC MATERIALS	5,327.30 €	5,479.37	-152.07	-2.78%	5,304.53	5,479.37	4,869.63	5,876.05	9.40% #
FTSE/ATHEX ENERGY & UTILITIES	5,202.86 #	5,193.04	9.82	0.19%	5,169.49	5,213.67	4,987.63	5,361.67	4.32% #
Athex All Share Index	331.10 €	331.12	-0.02	-0.01%	331.10	331.10	304.60	332.01	9.64% #
Hellenic Mid & Small Cap Index	2,078.13 €	2,081.25	-3.12	-0.15%	2,069.64	2,083.29	1,929.00	2,087.26	7.73% #
FTSE/Athex Large Cap Total Return	5,753.45 #	5,743.20	10.25	0.18%			5,201.70	5,780.01	11.35% #
FTSE/Athex Mid Cap Total Return	3,302.33 €	3,302.69	-0.36	-0.01%			3,005.84	3,302.69	8.94% #
MSCI GREECE REBASED	5,586.49 #	5,569.03	17.46	0.31%	5,562.56	5,603.51	4,984.69	5,636.99	12.07% #
Hellenic Corporate Bond Index	130.57 #	130.53	0.04	0.03%			129.54	130.57	0.71% #
Hellenic Corporate Bond Price Index	90.82 #	90.81	0.02	0.02%			90.52	90.97	0.19% #

Note 1: FTSE/Med 100, Hellenic Corporate Bond Price Index and Hellenic Corporate Bond Index closing prices refer to the previous trading day of 04/03/2024.

Note 2: The Hellenic Mid & Small Cap Index is a Customized index calculated by the Athens Exchange.

## Analytic Figures for Athex Market's Boards and Categories

	Total Traded Securities	Main Market	Surveillance	Exchange Traded Funds (ETFs)
Totals	128	119	8	1
Gain / Lose / Same:	54 / 53 / 21	52 / 51 / 16	1 / 2 / 5	1 / 0 / 0
Athex Capitalisation (mill. €) **	98,770.30	98,672.79	97.51	
Daily Average Trans/ons Value(thou.€)	111,154.30	110,841.70	62.55	310.95
Transactions Value	118,339.97	118,129.71	17.87	192.39
Main Board:	106,531.05	106,320.78	17.87	192.39
Blocks Board 6_2_3:	11,808.93	11,808.93	0.00	0.00
Forced Sales Board:	0.00	0.00	0.00	0.00
Special Terms Board:	0.00	0.00	0.00	0.00
Daily Average Transactions Volume	25,585,232	25,301,134	291,702	9,184
Transactions Volume	27,481,393	27,404,046	71,847	5,500
Main Board:	23,280,090	23,202,743	71,847	5,500
Blocks Board 6_2_3:	4,201,303	4,201,303	0	0
Forced Sales Board:	0	0	0	0
Special Terms Board:	0	0	0	0
Daily Average Number of Trades	39,114	38,951	93	70
Number of Trades	40,485	40,382	54	49
Main Board:	40,467	40,364	54	49
Blocks Board 6_2_3:	18	18	0	0
Forced Sales Board:	0	0	0	0
Special Terms Board:	0	0	0	0

## Trading Details by Athex Sectors and Financial Instruments (ETFs)

Code	Sectors	Gain / Lose / Same	Number of Trades	Transactions Volume	Transactions Value	% of Total Trans. Value
3010	- Banks	6 / 1 / 0	14,944	19,335,526	58,515,440.46	49.45%
5510	- Basic Resources	8 / 5 / 4	2,302	1,131,059	2,729,719.08	2.31%
5010	- Construction & Materials	10 / 3 / 2	3,081	1,168,443	6,190,833.39	5.23%
4020	- Consumer Products & Services	2 / 5 / 0	314	122,972	154,734.87	0.13%
6010	- Energy	1 / 3 / 0	1,923	436,551	4,574,194.39	3.87%
12000	- Financial Instruments	1 / 0 / 0	49	5,500	192,394.03	0.16%
3020	- Financial Services	2 / 3 / 0	532	309,217	1,724,323.10	1.46%
4510	- Food Beverage & Tobacco	2 / 2 / 2	362	93,223	686,688.38	0.58%
2010	- Health Care	0 / 3 / 0	148	152,368	149,418.07	0.13%
5020	- Industrial Goods & Services	7 / 7 / 1	1,902	632,674	4,313,659.91	3.65%
3030	- Insurance	1 / 0 / 0	18	1,415	7,010.53	0.01%
4030	- Media	0 / 1 / 0	10	13,940	7,037.44	0.01%
4520	- Personal Care, Drug & Grocery Stores	0 / 1 / 1	174	14,930	114,711.21	0.10%
3510	- Real Estate	4 / 4 / 5	894	295,402	1,546,260.58	1.31%
4040	- Retail	1 / 3 / 2	1,099	180,054	3,073,902.85	2.60%
1010	- Technology	4 / 6 / 1	2,711	1,202,184	4,838,797.56	4.09%
1510	- Telecommunications	0 / 2 / 0	1,707	493,467	6,666,066.05	5.63%
4050	- Travel & Leisure	2 / 2 / 2	3,284	876,836	8,604,334.79	7.27%
6510	- Utilities	3 / 2 / 1	5,031	1,015,632	14,250,448.19	12.04%

## Top 10 best &amp; worst performing Shares

## Main Market

With positive Price change			With negative Price change		
	Closing price	change		Closing price	change
EVROFARMA SA (CR)	1.75	6.71% #	ELVALHALCOR (CR)	2.1	-5.83% Ⓔ
AUSTRIACARD (CB)	6.5	4.00% #	SIDMA STEEL (CR)	2.18	-3.11% Ⓔ
IKTINOS HELLAS SA (CR)	0.538	3.46% #	ALPHA REAL ESTATE (CR)	11	-3.08% Ⓔ
TERNA ENERGY (CR)	17.05	3.33% #	CENTRIC HOLDINGS (CR)	0.41	-3.07% Ⓔ
ELASTRON (CR)	2.6	2.77% #	MIG (CR)	4.22	-2.20% Ⓔ
EUROCONSULTANTS S.A. (CR)	1.18	2.61% #	ANDROMEDA SA (CR)	6.9	-1.99% Ⓔ
OPTIMA BANK (CR)	7.9	2.46% #	INTRALOT (CR)	1.202	-1.80% Ⓔ
ATTICA BANK S.A. (CR)	11.15	2.29% #	HELLENIQ ENERGY (CR)	8.14	-1.69% Ⓔ
GEK TERNA (CR)	14.8	2.21% #	OPAP (CR)	16.76	-1.59% Ⓔ
EPSILON NET (CR)	10.7	1.91% #	INTERWOOD-XYLEMPORIA (CR)	0.375	-1.58% Ⓔ
With the highest Transactions Value			With the highest Transactions Volume		
	Value (thou. €)	change		Volume	change
PIRAEUS FINANCIAL HOLD (CR)	26,812.03	0.24% #	EUROBANK HOLDINGS (CR)	7,269,267	1.73% #
EUROBANK HOLDINGS (CR)	13,988.64	1.73% #	PIRAEUS FINANCIAL HOLD (CR)	6,485,399	0.24% #
NATIONAL BANK (CR)	8,010.12	0.94% #	ALPHA SERVICES HOLD (CR)	4,197,017	1.65% #
OPAP (CR)	7,443.66	-1.59% Ⓔ	NATIONAL BANK (CR)	1,100,909	0.94% #
ALPHA SERVICES HOLD (CR)	7,437.35	1.65% #	ELVALHALCOR (CR)	953,270	-5.83% Ⓔ
OTE (CR)	6,633.05	-1.18% Ⓔ	OTE (CR)	489,240	-1.18% Ⓔ
PPC (CR)	5,582.80	0.77% #	PPC (CR)	472,780	0.77% #
MYTILINEOS (CR)	4,564.05	-0.28% Ⓔ	OPAP (CR)	442,212	-1.59% Ⓔ
TERNA ENERGY (CR)	3,515.82	3.33% #	HELLENIQ ENERGY (CR)	364,800	-1.69% Ⓔ
GEK TERNA (CR)	3,013.65	2.21% #	QUALITY & RELIABILITY SA (CR)	360,873	-0.98% Ⓔ

Note: Stocks that are not included in the "Under Supervision" category, and the transactions value is more than 10,000 €.

## Derivatives Summary

	Number of Trades	Volume	Open Interest
<b>Index Futures</b>	<b>136</b>	<b>648</b>	<b>6,934</b>
FTSE/Athex Banks	8	57	1,640
FTSE/Athex Large Cap	128	591	4,942
MSCI GREECE REBASED	0	0	352
<b>Stock Futures</b>	<b>2,086</b>	<b>46,906</b>	<b>502,253</b>
ADMIE (IPTO) HOLDING S.A. (CR)	40	503	31,621
AEGEAN AIRLINES (CR)	21	94	6,574
ALPHA SERVICES HOLD (CR)	233	10,357	188,756
AUTOHELLAS SA (CR)	0	0	313
AVAX S.A. (CR)	6	16	1,416
CC HBC AG (CR)	15	56	116
CENERGY HOLDINGS (CB)	47	225	5,530
ELLAKTOR (CR)	22	108	4,590
ELVALHALCOR (CR)	106	556	5,605
EUROBANK HOLDINGS (CR)	56	2,354	34,976
EYDAP S.A. (CR)	25	96	4,141
FOURLIS (CR)	14	28	1,454
GEK TERNA (CR)	79	908	12,849
HELLENIC EXCHANGES-A.S.E. (CR)	43	274	11,137
HELLENIQ ENERGY (CR)	37	265	5,325
INTRACOM HOLDINGS (CR)	31	236	8,946
INTRAKAT (CR)	14	100	3,543
JUMBO SA (CR)	4	11	568
LAMDA DEVELOPMENT SA (CR)	10	89	7,752
MIG (CR)	1	2	107
MOTOR OIL (CR)	8	22	569
MYTILINEOS (CR)	52	228	5,010
NATIONAL BANK (CR)	49	855	14,520
OPAP (CR)	31	104	1,400
OPTIMA BANK (CR)	2	25	132
OTE (CR)	45	198	10,096
P.P.A. S.A. (CR)	2	7	103
PIRAEUS FINANCIAL HOLD (CR)	630	17,297	74,072
PPC (CR)	121	1,540	30,902
QUEST HOLDINGS (CR)	5	13	251
TERNA ENERGY (CR)	288	10,176	24,133
TITAN CEMENT (CB)	1	1	226
VIOHALCO SA/NV (CB)	48	162	5,520
<b>Index Options</b>	<b>5</b>	<b>15</b>	<b>927</b>
FTSE/Athex Large Cap	5	15	927
<b>Stock Options</b>	<b>3</b>	<b>20</b>	<b>1,570</b>
ALPHA SERVICES HOLD (CR)	0	0	1,000
NATIONAL BANK (CR)	0	0	277
OPAP (CR)	3	20	32
OTE (CR)	0	0	147
PIRAEUS FINANCIAL HOLD (CR)	0	0	30
PPC (CR)	0	0	84
<b>Total Derivatives Traded</b>	<b>2,230</b>	<b>47,589</b>	<b>511,684</b>









## Section 2: Analytic Figures of Shares Transactions

Wednesday, 6 March, 2024

Number of Outstanding Securities	Nominal Value	Dividends [1]			Date of Last Coupon Dividend [2]		Note	Shares	Closing price	% change	Previous closing price/date	Open price	Price min	Price max	Last price	Avg price	Last Bid [7]	Last Ask [7]	P/E after tax	Year	Volume	Trades	Transactions Value[8]	Company Mkt Value (thou. €)	Year low	Year high	Sector[4]	
10,500,000	0.950	---	---	---	24/06/2008	21/07/2023	---	MEVACO SA (CR)	3.98	---	3.98	05/03/2024	3.96	3.94	3.96	3.94	3.953	200@3.96	---	2022	150	2	593.00	41,790.00	3.62	4.32	55102015	
57,434,884	1.17	---	---	---	05/06/2008	12/06/2009	---	REDS S.A. (CR)	2.27	---	2.27	05/03/2024	2.26	2.26	2.27	2.27	2.268	700@2.27	---	---	375	2	850.50	130,377.19	2.26	2.5	35101010	
205,177,538	0.500	0.02	0.03	---	23/06/2023	28/12/2023	---	TRASTOR REAL EST. INV. CO.(CR)	1.15	---	1.15	05/03/2024	1.13	1.12	1.23	1.15	1.163	1200@1.13	---	---	567	7	659.31	235,954.17	1.1	1.42	35102000	
15,300,000	0.300	---	---	---	30/07/2009	13/12/1999	---	ATTICA PUBLICATIONS SA (CR)	0.378	---	0.378	05/03/2024	---	---	---	---	1960@0.348	1400@0.400	---	---	---	---	---	5,783.40	0.292	0.378	40301030	
6,325,000	0.600	0.19	0.153	---	03/07/2023	17/02/2014	---	VOYATZOGLOU (CR)	2.3	1.77	2.26	05/03/2024	2.28	2.28	2.32	2.3	2.292	18@2.24	---	---	482	5	1,104.60	14,547.50	2.2	2.7	50205010	
15,000,000	0.300	---	---	---	06/07/2007	18/07/2000	---	DAIOS PLASTICS SA (CR)	3.8	---	3.8	05/03/2024	---	---	---	---	---	1160@3.80	---	---	---	---	---	57,000.00	3.18	4.18	50203015	
86,735,980	0.310	---	---	---	06/07/2009	07/09/2023	---	ATHENS MEDICAL CENTER SA (CR)	1.83	-1.08	1.85	05/03/2024	1.85	1.815	1.9	1.83	1.851	200@1.82	---	---	3,865	31	7,152.87	158,726.84	1.75	2.03	20101025	
2,760,000	11.83	11	11.8	---	14/06/2023	16/07/1990	---	KARELIA (CR)	348	---	348	05/03/2024	---	---	---	---	51@340.00	50@348.00	---	---	---	---	---	960,480.00	330	350	45103010	
6,700,000	0.800	0.047	0.047	---	23/08/2023	29/05/2014	---	MILLS KEPENOS (CR)	2.04	---	2.04	05/03/2024	---	---	---	---	980@2.00	185@2.16	---	2022	---	---	---	13,668.00	1.96	2.26	45102020	
18,017,472	0.360	---	---	---	09/09/2022	28/08/2017	---	KTIMA KOSTAS LAZARIDIS SA (CR)	1.7	-3.95	1.77	05/03/2024	1.7	1.7	1.72	1.7	1.702	90@1.70	---	---	2,325	10	3,956.50	30,629.70	1.65	1.88	45101015	
21,364,000	1.12	---	0.4	---	21/08/2023	08/03/2023	---	LAMPSPA HOTEL SA (CR)	29.2	---	29.2	05/03/2024	29	29	29	29	29	100@29.00	100@30.00	---	---	30	1	870.00	623,828.80	28.4	32.4	40501025
32,188,050	1.04	---	---	---	21/07/2008	20/01/2000	---	MOUZAKIS (CR)	0.8	-4.19	0.835	05/03/2024	0.79	0.785	0.8	0.8	0.796	1000@0.790	---	---	2,450	7	1,951.00	25,750.44	0.67	0.92	55101020	
8,321,682	0.670	---	---	---	17/08/2007	23/11/1999	---	N. LEVENTERIS (CR)	0.332	7.10	0.31	05/03/2024	0.302	0.302	0.34	0.34	0.323	70@0.330	---	---	2022	6,438	20	2,081.95	3,462.81	0.27	0.364	55102010
6,340,000	0.600	0.17	0.1	0.2	11/12/2023	11/01/2024	---	NAKAS MUSIC	2.84	---	2.84	05/03/2024	2.8	2.8	2.84	2.84	2.823	27@2.84	---	---	23	3	64.92	18,005.60	2.54	3.16	40401030	
10,080,000	3.00	1.5	1.45	---	11/05/2023	27/08/2001	---	TPA SA (CR)	21.7	-0.46	21.8	05/03/2024	22	21.6	22	21.7	21.848	17@21.80	---	---	393	10	8,586.20	218,736.00	21.2	23.5	50206060	
27,379,200	0.980	---	0.45	---	01/08/2023	29/08/2022	---	CRETE PLASTICS SA (CR)	16	---	16	05/03/2024	16	16	16	16	16	500@15.30	---	---	115	2	1,840.00	438,067.20	14.4	16.4	50203015	
255,494,534	2.71	0.279	0.255	0.11	11/12/2023	30/09/2021	---	PRODEA (CR)	7.35	---	7.35	05/03/2024	7.35	7.35	7.35	7.35	7.35	121@7.25	---	---	5	1	36.75	1,877,884.82	7	7.95	35102000	
4,181,450	0.500	---	---	---	21/08/2000	05/03/2002	---	FLOUR MILLS SARANTOPOULOS SA	1.07	---	1.07	05/03/2024	---	---	---	---	500@0.970	---	---	---	---	---	---	4,474.15	0.965	1.07	45102020	

## Exchange Traded Funds (ETFs)

924,675	---	---	---	---	15/06/2016	---	---	ALPHA ETF FTSE Athex Large Cap	35.365	0.80	35.085	05/03/2024	35.05	34.92	35.365	35.365	34.981	8@35.01	---	---	---	5,500	49	192,394.03	---	31.58	38	12003
---------	-----	-----	-----	-----	------------	-----	-----	--------------------------------	--------	------	--------	------------	-------	-------	--------	--------	--------	---------	-----	-----	-----	-------	----	------------	-----	-------	----	-------

## Surveillance

89,078,604	0.040	---	---	---	07/07/2010	16/01/2024	5160	FRIGOGLOSS SA (CR)	0.342	-5.00	0.36	05/03/2024	0.36	0.342	0.36	0.342	0.352	3500@0.338	---	---	35,200	29	12,406.73	30,464.88	0.256	0.44	50204000	
65,326,268	0.530	---	---	---	04/07/2007	19/07/2006	4750	SATO SA (CR)	0.047	-2.08	0.048	05/03/2024	0.048	0.046	0.048	0.046	0.047	---	2120@0.046	---	---	24,350	7	1,148.40	3,070.33	0.027	0.067	40202015
13,191,620	0.620	---	---	---	04/08/2010	09/09/2002	5232	YALCO - CONSTANTINOU (CR)	0.2	---	0.2	05/03/2024	---	---	---	---	4999@0.180	2556@0.198	---	---	---	---	---	2,638.32	0.178	0.208	40202020	
17,579,754	4.16	---	---	---	18/08/2006	02/08/2010	---	BIOTER SA (CR)	0.4	---	0.4	05/03/2024	0.4	0.4	0.4	0.4	294@0.380	1739@0.398	---	---	2,000	4	800.00	7,031.90	0.2	0.436	50101010	
54,654,600	0.050	---	---	---	01/07/1998	30/12/2022	5275	VIS SA (CR)	0.246	---	0.246	05/03/2024	---	---	---	---	5000@0.236	1000@0.268	---	2022	---	---	---	13,445.03	0.22	0.288	50203030	
51,754,364	0.300	---	---	---	23/12/2003	24/01/2007	5197	SELECTED TEXT. IND. ASSOC (CR)	0.15	---	0.15	05/03/2024	0.141	0.141	0.15	0.15	0.142	4000@0.140	18478@0.150	---	---	4,444	3	633.08	7,763.15	0.108	0.155	55101020
15,842,391	1.51	---	---	---	15/07/2009	12/05/2000	5141	BITROS HOLDING SA (CR)	0.635	3.25	0.615	05/03/2024	0.67	0.615	0.67	0.615	0.633	1210@0.615	215@0.670	---	---	2,990	4	1,893.30	10,059.92	0.46	0.755	55102010
24,319,250	0.300	---	---	---	09/07/2002	04/07/2007	5165	PROODEFTIKH SA (CR)	0.342	---	0.342	05/03/2024	0.342	0.342	0.342	0.342	0.342	1600@0.312	3299@0.340	---	---	1,700	3	581.40	8,317.18	0.31	0.4	50101010
28,438,268	0.070	---	---	---	21/08/2006	24/11/1999	5253	SPIROY AGRICULTURE SA (CR)	0.21	---	0.21	05/03/2024	0.202	0.202	0.202	0.202	0.202	8500@0.202	500@0.228	---	---	1,140	3	230.28	5,972.04	0.175	0.252	45102010
1,011,000	1.00	---	---	---	01/07/2004	11/12/2012	5193	TRIA ALFA SA (CR)	8.65	---	8.65	05/03/2024	7.85	7.85	7.85	7.85	7.85	27@7.85	50@9.30	---	2022	23	1	180.55	8,745.15	6.65	8.65	55101020

## Suspension Status

12,417,000	0.310	---	---	---	27/08/2019	28/08/2017	5233	MLS MULTIMEDIA SA (CR)	0.57	---	0.57	12/05/2020	---	---	---	---	---	---	---	---	---	---	---	7,077.69	0.57	0.57	10101015	
6,330,002	0.300	---	---	---	25/06/2002	15/03/2019	5278	VARVARESSOS (CR)	0.24	---	0.24	02/05/2023	---	---	---	---	---	---	---	---	---	---	---	---	1,519.20	0.24	0.24	55101020
3,961,300	1.28	---	---	---	29/06/2004	03/08/2000	5248	DUROS SA (CR)	0.25	---	0.25	24/04/2023	---	---	---	---	---	---	---	---	---	---	---	---	990.33	0.25	0.25	40204020
7,125,216	0.650	---	---	---	01/07/2005	14/12/1999	4955	KRE.KA SA (CR)	0.28	---	0.28	06/04/2023	---	---	---	---	---	---	---	---	---	---	---	---	1,995.06	0.28	0.28	45102010
7,734,375	1.00	---	---	---	09/07/2007	07/01/2011	5277	LIVANIS SA (CR)	0.125	---	0.125	28/04/2023	---	---	---	---	---	---	---	---	---	---	---	---	966.80	0.125	0.125	40301030

## Shares' Notes

Code	Note text
( )	- Adjusted dividends.
*	- Last adjusted closing price.
[1]	- Net dividends.
[2]	- The "Date of Last Coupon" for New listings refers to the date company's stocks started to trade in Athex
[3]	- The Company Market Value is referred to the number of outstanding shares
[4]	- Sectors codification can be found in Appendix A
[5]	- The Market Value refers to the total number of shares listed (including their several classes) in the exchange by the company.
[6]	- P/E greater than 100
[7]	- Last view of the Order Book before the end of the trading session
[8]	- All Blocks Methods' Transactions Value are included.
4750	- Transfer to the Under Surveillance Category from 8/4/2011.
4955	- Transfer to the Surveillance Category as from 5/4/2013.
5093	- Transfer to the Surveillance Category as of 8/4/2015.
5141	- Transfer to the Surveillance Category as of 10/05/2017.
5160	- Transfer to the Surveillance Category as of 15/04/2016.
5165	- Transfer to the Surveillance Category as of 15/02/2018.
5193	- Transfer to the Surveillance Category as of 25/10/2018.
5197	- Transfer to the Surveillance Category as of 07/11/2018.
5232	- Transfer to the Under Surveillance Category from 08/04/2011.
5233	- Suspension of trading as of 13/05/2020.
5248	- Transfer to the Surveillance Category as of 06/09/20116.
5253	- Transfer to the Surveillance Category as of 14/5/2021.
5275	- Transfer to the Surveillance Category as of 09/07/2020.
5277	- Suspension of trading as of 02/05/2023.
5278	- Suspension of trading as of 03/05/2023.

Securities Blocks Details

Securities	Block Volume	Price	Block Trade Value	Time of approval	Note
EUROBANK HOLDINGS (CR)	500,000	1.91	955,000.00	11:44:28	20
HELLENIC EXCHANGES-A.S.E. (CR)	150,000	5.56	834,000.00	12:01:41	20
INTRAKAT (CR)	30,000	5.60	168,000.00	12:07:07	20
INTRAKAT (CR)	20,000	5.60	112,000.00	12:07:57	20
INTRAKAT (CR)	50,000	5.60	280,000.00	12:08:55	20
EUROBANK HOLDINGS (CR)	1,000,000	1.91	1,905,000.00	12:34:58	20
NATIONAL BANK (CR)	158,972	7.25	1,152,547.00	13:13:36	20
OPTIMA BANK (CR)	26,000	7.75	201,500.00	14:24:34	20
EUROBANK HOLDINGS (CR)	500,000	1.93	962,500.00	14:35:46	20
QUEST HOLDINGS (CR)	20,000	6.13	122,600.00	15:27:22	20
PIRAEUS FINANCIAL HOLD (CR)	255,224	4.15	1,059,179.60	16:21:45	20
EUROBANK HOLDINGS (CR)	500,000	1.93	965,500.00	16:31:31	20
EUROBANK HOLDINGS (CR)	300,000	1.93	579,300.00	16:41:23	20
EUROBANK HOLDINGS (CR)	300,000	1.94	581,100.00	16:51:48	20
JUMBO SA (CR)	20,000	26.74	534,800.00	16:54:44	20
ATHENS INTL AIRPORT (CR)	44,443	8.68	385,587.47	16:59:15	20
PIRAEUS FINANCIAL HOLD (CR)	171,664	4.14	710,002.30	17:00:33	20
EUROBANK HOLDINGS (CR)	155,000	1.94	300,312.50	17:14:19	20

Blocks Notes

- 9 - Method 6-1 / Special Fees
- 10 - Method 6-1 / Special Fees, SDS
- 14 - Method 6-3 / Settlement, Incomplete Buy and Sell
- 18 - Method 6-2 / SPOT 1
- 19 - Method 6-2 / SPOT 2
- 20 - Method 6-1 and Method 6-1 Same Day Settlement
- 21 - Other Pre-agreed

## Shares Rights Details

Occured date	Exercise from	Exercise until	Trading until	Rights	Price min	Price max	Closing price	Last Bid	Last Ask	Volume	Trades	Transactions Value
--------------	---------------	----------------	---------------	--------	-----------	-----------	---------------	----------	----------	--------	--------	--------------------

No Rights Transactions.

---

**Forced Sales Details**

---

Securities	Category of Security	Transactions Volume	Number of Trades	Transactions Value	Note
------------	----------------------	------------------------	---------------------	-----------------------	------

---

No Forced Transactions.

---

---

**Forced Sales Notes**

---

- 1 - Compulsory Public Forced Sales
- 2 - Forced Sales of Fixed Registered Shares
- 3 - Forced Sales of Remaining Fractional Shares



## Exchange Traded Funds (ETFs) Characteristics

	Transactions Date (T)	Creation / Redemption	Units (T-1)	New Units (T-1)	Redemption Units (T-1)	Units (T) [1]	Fund Assets [2]	Net Unit Price	Dividend per Unit	Dividend Date
ALPHA ETF FTSE Athex Large Cap	06/03/2024	5,000	924,675	---	---	924,675	32,333,830.00	34.9678	0.62	03/07/2023

## ETFs Notes

[1] - Units (T) = Units (T-1) + New Units (T-1) - Redemption Units (T-1)

[2] - The Creation / Redemption Units of T-1 are included.

## Non Convertible Corporate Bonds - Regulated Market

Num Listed Bonds	Nominal price	Issue price	Today's Rate	Exp. Date	Duration (years)	Note	Coupon		Trading Unit	Corporate Bonds	Accrued Int.	Yield.T.Mat	Price min	Price max	Closing price	Previous closing price/date	Volume	Transactions Value	Last order		ear min	Year max		
							Common	Preferred											Price	Buy / Sell			Date	
130,000	1,000.00	1,000.00	6.00	27/02/2029	5	---	1	---	1	INTRALOT S.A. (Non Convertible)	1.6667	5.8680	100.2000	100.9000	100.4850	100.0890	05/03/2024	134,000	134,873.23	100.0000	B	36/03/2024	99.6000	100.9000
320,000	1,000.00	1,000.00	3.40	21/07/2027	7	---	8	---	1	LAMDA DEVELOPMENT S.A. (Non Convertible)	4.3444	4.7460	93.2000	94.6200	94.2907	94.6230	05/03/2024	82,000	77,465.28	93.5400	B	36/03/2024	92.0000	96.6083
200,000	1,000.00	1,000.00	2.10	27/10/2027	7	---	7	---	1	O.P.A.P. S.A. (Non Convertible)	7.7583	3.8170	92.5000	93.6101	93.5580	92.7080	05/03/2024	38,000	35,682.62	92.5000	B	36/03/2024	90.5800	94.5034
200,000	1,000.00	1,000.00	1.90	23/03/2028	7	---	6	---	1	MOTOR OIL CORINTH REFINERIES SA (Non Convertible)	8.7083	3.9680	91.9000	91.9000	91.9000	91.5530	05/03/2024	1,000	927.71	91.6000	B	36/03/2024	90.8000	92.4499
100,000	1,000.00	1,000.00	2.95	11/02/2027	5	---	5	---	1	SAFE BULKERS PARTICIPATIONS PLC (Non Convertible)	2.0486	5.0720	93.7000	93.7000	93.7000	93.7000	05/03/2024	1,000	939.05	93.1000	B	36/03/2024	93.3364	97.0000
230,000	1,000.00	1,000.00	4.70	12/07/2029	7	---	4	---	1	LAMDA DEVELOPMENT S.A. (Non convertible)	7.3111	4.5700	98.5111	98.9999	98.9999	99.0970	05/03/2024	101,000	100,393.86	98.5305	B	36/03/2024	98.3500	101.2000
100,000	1,000.00	1,000.00	4.40	26/07/2029	7	---	4	---	1	CPLP SHIPPING HOLDINGS PLC (Non Convertible)	5.1333	4.9730	96.0000	96.0000	96.0000	96.3000	05/03/2024	1,000	965.13	94.6100	B	36/03/2024	95.0948	100.2438
199,375	1,000.00	1,000.00	3.60	12/03/2026	7	---	10	---	1	AEGEAN AIRLINES S.A. (Non Convertible)	17.8000	3.7890	97.3900	98.7000	98.3330	97.4040	05/03/2024	65,000	65,073.43	97.4020	B	36/03/2024	96.7110	99.3000
150,000	1,000.00	1,000.00	2.60	22/10/2026	7	---	9	---	1	TERNA ENERGY FINANCE S.A. (Non Convertible)	9.8944	4.8460	---	---	---	93.3750	05/03/2024	---	---	93.3800	B	36/03/2024	92.8293	95.5999
500,000	1,000.00	1,000.00	2.75	03/07/2027	7	---	8	---	1	GEK TERNA S.A. (Non Convertible)	4.9653	4.8250	92.3500	92.8300	92.5462	92.8300	05/03/2024	120,000	111,498.83	92.3600	B	36/03/2024	91.6000	94.0000
200,000	1,000.00	1,000.00	4.25	23/01/2029	5	---	1	---	1	AUTOHELLAS S.A. (Non Convertible)	5.3125	4.4410	99.1000	99.6000	99.1315	99.8810	05/03/2024	54,000	53,817.88	98.8000	B	36/03/2024	97.5000	101.0000
175,000	1,000.00	1,000.00	3.40	26/07/2024	5	---	10	---	1	ATTICA HOLDINGS S.A. (Non Convertible)	3.9667	4.9400	---	---	---	99.1000	05/03/2024	---	---	98.8500	B	36/03/2024	98.5000	99.4000
100,000	1,000.00	1,000.00	2.70	25/05/2026	5	---	6	---	1	COSTAMARE PARTICIPATIONS PLC (Non Convertible)	7.6500	4.1100	96.4500	96.4500	96.4500	95.8130	05/03/2024	1,000	972.15	95.1000	B	36/03/2024	92.6789	97.0000
300,000	1,000.00	1,000.00	2.30	20/07/2028	7	---	6	---	1	PRODEA REIC S.A.(Non Convertible)	2.9389	4.9950	89.1000	89.2000	89.1001	89.1000	05/03/2024	12,000	10,733.27	89.0250	B	36/03/2024	86.1234	92.3500
150,000	1,000.00	1,000.00	2.65	22/10/2026	5	---	5	---	1	CPLP SHIPPING HOLDINGS PLC (Non Convertible)	10.0847	4.8180	94.0000	94.1500	94.1500	94.0000	05/03/2024	3,000	2,851.75	93.9000	B	36/03/2024	93.5000	95.0000
250,000	1,000.00	1,000.00	2.45	16/11/2028	7	---	5	---	1	ELVALHALCOR S.A. (Non Convertible)	7.6903	4.4930	90.2000	90.9999	90.9700	90.4750	05/03/2024	63,000	57,440.42	87.6543	B	36/03/2024	88.4206	93.3000
120,000	1,000.00	1,000.00	2.65	06/12/2028	7	---	5	---	1	NOVAL PROPERTY REIC (Non Convertible)	6.8458	4.7660	90.5000	90.9000	90.5750	90.4660	05/03/2024	27,000	24,655.84	90.5000	B	36/03/2024	88.5000	93.1999
300,000	1,000.00	1,000.00	2.30	14/12/2028	7	---	5	---	1	GEK TERNA S.A. (Non Convertible)	5.4306	5.4160	86.7000	87.0000	86.9611	87.0000	05/03/2024	18,000	15,750.74	86.7000	B	36/03/2024	85.0000	89.9890

## Corporate Bonds Notes

Transactions Volume = (Pieces) \* (Nominal Price). Transactions Value = (Pieces) \* (Nominal Price) \* (price %) + (Accrued interest).

The price of a Bond is stated as a percentage (%) of Bond's Nominal Price.

Nominal Price in Euros (€), except if it is noted differently.

## Non Convertible Corporate Bonds - Regulated Market

Num Listed Bonds	Nominal price	Issue price	Today's Rate	Exp. Date	Duration (years)	Note	Coupon		Trading Unit	Corporate Bonds	Accrued Int.	Yield.T.Mat	Price min	Price max	Closing price	Previous closing price/date	Volume	Transactions Value	Last order		ear min	Year max		
							Common	Preferred											Price	Buy / Sell			Date	
100,000	1,000.00	1,000.00	2.80	25/01/2027	5	---	5	---	1	PREMIA S.A. (Non Convertible)	3.3444	5.4410	92.5001	92.5001	92.5001	92.3010	05/03/2024	4,000	3,713.38	92.5000	B	06/03/2024	90.9974	97.8048
500,000	1,000.00	1,000.00	4.00	10/07/2030	7	---	2	---	1	MYTILINEOS S.A. (Non Convertible)	6.4444	4.1100	98.7100	98.9999	98.8800	98.7170	05/03/2024	217,000	215,820.91	98.8000	B	06/03/2024	98.4200	100.6000
120,000	1,000.00	1,000.00	3.95	04/04/2025	7	---	12	---	1	GEK TERNA S.A. (Non Convertible)	17.1167	3.8850	98.9000	99.1000	99.1000	99.1000	05/03/2024	13,000	13,099.52	99.0000	B	06/03/2024	98.6000	99.7800
100,000	1,000.00	1,000.00	5.50	15/12/2028	5	---	1	---	1	IDEAL HOLDINGS S.A. (Non Convertible)	12.8333	5.0120	---	---	---	101.6590	05/03/2024	---	---	101.1000	B	06/03/2024	100.6502	103.4000

## Corporate Bonds Notes

Transactions Volume = (Pieces) \* (Nominal Price). Transactions Value = (Pieces) \* (Nominal Price) \* (price %) + (Accrued interest).

The price of a Bond is stated as a percentage (%) of Bond's Nominal Price.

Nominal Price in Euros (€), except if it is noted differently.

## Government Bonds

Number Listed Bonds	Nominal price	Today's Rate	Accrued Interest Calc	Exp. Date [1]	Duration (years)	Note	Coupons Date	Curr. coupon value	Trading Unit	Government Bonds	Price min	Price max	Closing price	Previous closing price/date	Volume	Transactions Value	Price	Last order Buy / Sell	Date
4,500,000	1,000.00	1.88	Actual/Actual	04/02/2035	15	---	04/02	1.88	1	GGB-FXD-040235-15Y-1.875-1.000	---	---	---	---	---	---	---	---	---
1,805,793	1,000.00	3.45	Actual/Actual	02/04/2024	5	---	02/04	3.45	1	GGB-FXD-020424-05Y-3.450-1.000	---	---	---	---	---	---	---	---	---
6,000,000	1,000.00	0.75	Actual/Actual	18/06/2031	10	---	18/06	0.75	1	GGB-FXD-180631-10Y-0.750-1.000	---	---	---	---	---	---	---	---	---
3,350,000	1,000.00	3.88	Actual/Actual	15/06/2028	5	---	15/06	3.88	1	GGB-FXD-150628-05Y-3.875-1.000	---	---	---	---	---	---	---	---	---
5,962,747,327	1.00	3.75	Actual/Actual	30/01/2028	10	---	/02 - 01/02 - 31/	3.75	1	GGB-FXD-300128-10Y-3.750-1.00	---	---	---	85.4610 13/07/2018	---	---	1.0000	B	28/11/2018
7,067,309,386	1.00	3.90	Actual/Actual	30/01/2033	15	---	/02 - 01/02 - 31/	3.90	1	GGB-FXD-300133-15Y-3.900-1.00	---	---	---	78.6730 13/07/2018	---	---	1.0000	B	28/11/2018
5,622,848,349	1.00	4.00	Actual/Actual	30/01/2037	19	---	/02 - 01/02 - 31/	4.00	1	GGB-FXD-300137-19Y-4.000-1.00	---	---	---	77.0370 13/07/2018	---	---	1.0000	B	28/11/2018
5,476,770,669	1.00	4.20	Actual/Actual	30/01/2042	24	---	/02 - 01/02 - 31/	4.20	1	GGB-FXD-300142-24Y-4.200-1.00	---	---	---	77.7640 13/07/2018	---	---	1.0000	B	28/11/2018
4,000,000	1,000.00	3.38	Actual/Actual	15/06/2034	10	---	15/06	3.38	1	GGB-FXD-150634-10Y-3.375-1.000	---	---	---	---	---	---	---	---	---
40,248,141	1.00	4.30	Actual/Actual	24/02/2025	13	---	24/02	4.30	1	GGB-FXD-240225-13Y-2.000-1.00	---	---	---	10.0000 22/06/2015	---	---	---	---	---
59,586,043	1.00	4.30	Actual/Actual	24/02/2026	14	---	24/02	4.30	1	GGB-FXD-240226-14Y-2.000-1.00	---	---	---	10.0000 22/06/2015	---	---	---	---	---
41,118,344	1.00	4.30	Actual/Actual	24/02/2027	15	---	24/02	4.30	1	GGB-FXD-240227-15Y-2.000-1.00	---	---	---	10.0000 22/06/2015	---	---	---	---	---
45,137,734	1.00	4.30	Actual/Actual	24/02/2028	16	---	24/02	4.30	1	GGB-FXD-240228-16Y-2.000-1.00	---	---	---	10.0000 22/06/2015	---	---	---	---	---
61,768,888	1.00	4.30	Actual/Actual	24/02/2029	17	---	24/02	4.30	1	GGB-FXD-240229-17Y-2.000-1.00	---	---	---	10.0000 22/06/2015	---	---	---	---	---
54,567,744	1.00	4.30	Actual/Actual	24/02/2030	18	---	24/02	4.30	1	GGB-FXD-240230-18Y-2.000-1.00	---	---	---	10.0000 22/06/2015	---	---	---	---	---
37,541,515	1.00	4.30	Actual/Actual	24/02/2031	19	---	24/02	4.30	1	GGB-FXD-240231-19Y-2.000-1.00	---	---	---	10.0000 22/06/2015	---	---	---	---	---
37,558,317	1.00	4.30	Actual/Actual	24/02/2032	20	---	24/02	4.30	1	GGB-FXD-240232-20Y-2.000-1.00	---	---	---	10.0000 22/06/2015	---	---	---	---	---
37,473,732	1.00	4.30	Actual/Actual	24/02/2033	21	---	24/02	4.30	1	GGB-FXD-240233-21Y-2.000-1.00	---	---	---	10.0000 22/06/2015	---	---	---	---	---
33,888,293	1.00	4.30	Actual/Actual	24/02/2034	22	---	24/02	4.30	1	GGB-FXD-240234-22Y-2.000-1.00	---	---	---	10.0000 22/06/2015	---	---	---	---	---
35,177,800	1.00	4.30	Actual/Actual	24/02/2035	23	---	24/02	4.30	1	GGB-FXD-240235-23Y-2.000-1.00	---	---	---	10.0000 22/06/2015	---	---	---	---	---
35,547,268	1.00	4.30	Actual/Actual	24/02/2036	24	---	24/02	4.30	1	GGB-FXD-240236-24Y-2.000-1.00	---	---	---	10.0000 22/06/2015	---	---	---	---	---
40,246,306	1.00	4.30	Actual/Actual	24/02/2037	25	---	24/02	4.30	1	GGB-FXD-240237-25Y-2.000-1.00	---	---	---	10.0000 22/06/2015	---	---	---	---	---
37,643,952	1.00	4.30	Actual/Actual	24/02/2038	26	---	24/02	4.30	1	GGB-FXD-240238-26Y-2.000-1.00	---	---	---	10.0000 22/06/2015	---	---	---	---	---
36,977,100	1.00	4.30	Actual/Actual	24/02/2039	27	---	24/02	4.30	1	GGB-FXD-240239-27Y-2.000-1.00	---	---	---	10.0000 22/06/2015	---	---	---	---	---
41,615,000	1.00	4.30	Actual/Actual	24/02/2040	28	---	24/02	4.30	1	GGB-FXD-240240-28Y-2.000-1.00	---	---	---	10.0000 22/06/2015	---	---	---	---	---
42,227,208	1.00	4.30	Actual/Actual	24/02/2041	29	---	24/02	4.30	1	GGB-FXD-240241-29Y-2.000-1.00	---	---	---	10.0000 22/06/2015	---	---	---	---	---
68,288,487	1.00	4.30	Actual/Actual	24/02/2042	30	---	24/02	4.30	1	GGB-FXD-240242-30Y-2.000-1.00	---	---	---	10.0000 22/06/2015	---	---	---	---	---
4,000,000	1,000.00	3.88	Actual/Actual	12/03/2029	10	---	12/03	3.88	1	GGB-FXD-120329-10Y-3.875-1.000	---	---	---	---	---	---	100.0000	B	15/10/2019
4,500,000	1,000.00	0.00	Actual/Actual	12/02/2026	5	---	12/02	0.00	1	GGB-FXD-120226-05Y-3.000-1.000	---	---	---	---	---	---	---	---	---
2,209,163	1,000.00	3.38	Actual/Actual	15/02/2025	7	---	15/02	3.38	1	GGB-FXD-150225-07Y-3.375-1.000	---	---	---	---	---	---	---	---	---
964,000	1,000.00	3.25	Actual/Actual	20/03/2025	6	---	20/03	3.25	1	GGB-FXD-200325-06Y-3.250-1.000	---	---	---	---	---	---	---	---	---
2,100,000	1,000.00	3.55	Actual/Actual	20/03/2026	7	---	20/03	3.55	1	GGB-FXD-200326-07Y-3.550-1.000	---	---	---	---	---	---	---	---	---
5,500,000	1,000.00	1.50	Actual/Actual	18/06/2030	10	---	18/06	1.50	1	GGB-FXD-180630-10Y-1.500-1.000	---	---	---	---	---	---	---	---	---
3,500,000	1,000.00	4.38	Actual/Actual	18/07/2038	15	---	18/07	4.38	1	GGB-FXD-180738-15Y-4.375-1.000	---	---	---	---	---	---	---	---	---

## Government Bonds Notes

Transactions Volume = (Pieces) \* (Nominal Price). Transactions Value = (Pieces) \* (Nominal Price) \* (price %) + (Accrued interest).

The Value of current coupon for the issues with NV 0.01 euro refers to NV 100 euros

FLR: Floating Interest Rate.

[1] - The Expiration Date of the interest bearing period and the Date for coupon payment.

## Government Bonds

Number Listed Bonds	Nominal price	Today's Rate	Accrued Interest Calc	Exp. Date [1]	Duration (years)	Note	Coupons Date	Curr. coupon value	Trading Unit	Government Bonds	Price min	Price max	Closing price	Previous closing price/date	Volume	Transactions Value	Price	Last order Buy / Sell	Date
40,000	1,000.00	4.67	FLR	Actual/360	18/09/2024	1	---	18/09 - 19/03	---	1	GGB-FLT-180924-01Y-4.670-1.000	---	---	---	---	---	---	---	---
5,364,250	1,000.00	3.25		Actual/Actual	20/03/2050	30	---	20/03	3.25	1	GGB-FXD-200350-30Y-3.250-1.000	---	---	---	---	---	---	---	---
3,924,361	1,000.00	2.00		Actual/Actual	22/04/2027	7	---	22/04	2.00	1	GGB-FXD-220427-07Y-2.000-1.000	---	---	---	---	---	99.9000	B	22/04/2020
2,500,000	1,000.00	1.88		Actual/Actual	23/07/2026	7	---	23/07	1.88	1	GGB-FXD-230726-07Y-1.875-1.000	---	---	---	---	---	---	---	---
4,900,000	1,000.00	4.25		Actual/Actual	15/06/2033	10	---	15/06	4.25	1	GGB-FXD-150633-10Y-4.250-1.000	---	---	---	---	---	---	---	---
3,500,000	1,000.00	1.88		Actual/Actual	24/01/2052	30	---	24/01	1.88	1	GGB-FXD-240152-30Y-1.875-1.000	---	---	---	---	---	---	---	---
3,700,000	1,000.00	1.75		Actual/Actual	18/06/2032	10	---	18/06	1.75	1	GGB-FXD-180632-10Y-1.750-1.000	---	---	---	---	---	---	---	---
2,200,000	1,000.00	1.13	FLR	Actual/360	15/12/2027	5	---	- 15/12 - 15/03 -	---	1	GGB-FLT-151227-05Y-1.130-1.000	---	---	---	---	---	102.1600	B	30/12/2022

## Government Bonds Notes

Transactions Volume = (Pieces) \* (Nominal Price). Transactions Value = (Pieces) \* (Nominal Price) \* (price %) + (Accrued interest).

The Value of current coupon for the issues with NV 0.01 euro refers to NV 100 euros

FLR: Floating Interest Rate.

[1] - The Expiration Date of the interest bearing period and the Date for coupon payment.

Treasury Bills & Zero Coupon Government Bonds

Issue Date	13-Week Maturity									26-Week Maturity									52-Week Maturity								
	Exp. Date	Initial Rate	Num Listed Bonds	Nominal price	Issue price	Last Trade Price	Last Trade Date	Volume Traded	Note	Exp. Date	Initial Rate	Num Listed Bonds	Nominal price	Issue price	Last Trade Price	Last Trade Date	Volume Traded	Note	Exp. Date	Initial Rate	Num Listed Bonds	Nominal price	Issue price	Last Trade Price	Last Trade Date	Volume Traded	Note
10/03/2023	---	---	---	---	---	---	---	---	---	---	---	---	---	---	---	---	---	---	08/03/2024	3.75	1,000,000	1,000.00	963.46	---	---	---	---
09/06/2023	---	---	---	---	---	---	---	---	---	---	---	---	---	---	---	---	---	---	07/06/2024	3.84	1,600,000	1,000.00	962.60	---	---	---	---
08/09/2023	---	---	---	---	---	---	---	---	---	---	---	---	---	---	---	---	---	---	06/09/2024	3.81	812,500	1,000.00	962.90	---	---	---	---
08/12/2023	---	---	---	---	---	---	---	---	---	---	---	---	---	---	---	---	---	---	06/12/2024	3.70	600,000	1,000.00	963.90	---	---	---	---

Bonds in Circulation	Currency / Min nominal traded Value	Coupons Payment Date	Current Coupon Value	Note	Coupon	Trading Unit	Issue Date	Duration (years)	Today's Interest	A.I.C in days	Bonds	Last price of previous days		Last Outcry in Cash (euro)			Trades in Pieces	Life min	Life Max
												Price	05/02/1996	Buy / Sell	Date				
<b>Corporate Bonds in Foreign Currency and Euro</b>																			
103,746	GBP / 10	01/12	0.25	---	65	1	01/12/1930	98	2.5	360	National Mortgage Bank	2.27	05/02/1996	2.27	S	05/02/1996	---	2.27	2.27
0	GBP / 10	01/12	0.25	---	67	1	01/12/1928	100	2.5	360	National Mortgage Bank	---	---	---	---	---	---	---	---

## Government Bonds Notes

A.I.C: Accrued Interest Calculation base.

FLR: Floating Interest Rate.

The minimum tradeable Nominal Value for all Demeterialised Government Titles is 100 Euros.

(μτφρ-0)

## Athex &amp; ATHEXClear Members List

Member Name	Stock Market			Derivatives Market		ATHEXClear Member				
	Address	Phone	Fax	Market Member	Remote Member	Market Maker	Proprietary	Market Maker	General Clearing	Direct Clearing
A. SARRIS SECURITIES S.A.				a						
6, ΔΡΑΓΑΤΣΑΝΙΟΥ 6 ΑΘΗΝΑ	2103367700									
AEONIC SECURITIES C.I.F. P.L.C.				a						
, ΛΑΪΟΥ 6, ΓΡ. 301B, ANNA COURT	35725337600									
ALPHA BANK S.A.									a	
, ΣΤΑΔΙΟΥ 40 ΑΘΗΝΑ	2103260000									
ALPHA FINANCE INVESTMENT SERVICES SINGLE MEMBER SA				a		a	a	a		a
5, ΠΑΝΕΠΙΣΤΗΜΙΟΥ 45 ΑΘΗΝΑ	2103677400									
ARGUS STOCKBROKERS LTD				a	a		a			
25, 25 ΛΕΩΦΟΡΟΣ ΔΗΜΟΣΘΕΝΗ ΣΕΒΕΡΗ	0035722717000									
ATLANTIC SECURITIES LTD				a	a					
37, ΠΡΟΔΡΟΜΟΥ 37	0035722445400									
AXON SECURITIES S.A.				a			a			
48, ΣΤΑΔΙΟΥ 48 ΑΘΗΝΑ	2103363800									
BETA SECURITIES S.A.				a		a	a			a
29, Λ. ΑΛΕΞΑΝΔΡΑΣ 29 ΑΘΗΝΑ	210 6478900									
BNP PARIBAS S.A.									a	
, ΛΑΜΨΑΚΟΥ 2 ΑΘΗΝΑ	2107468525									
BOFA SECURITIES EUROPE SA				a	a					
, 51 RUE LA BOÉTIE	+33 153655555									
CAPITAL SECURITIES S.A.				a			a			
58, ΜΗΤΡΟΠΟΛΕΩΣ 58 ΑΘΗΝΑ	2103369700									
CITIGROUP GLOBAL MARKETS EUROPE AG				a	a					
16, REUTERWEG 16	+49 691366-0									
CITIGROUP GLOBAL MARKETS LIMITED				a						
1, 33 CANADA SQUARE -CANARY WHARF	+44 02079864000									
CREDIT SUISSE BANK (EUROPE), S.A.				a	a					
, CALLE AYALA 42, 3A PLANTA-B MADRID	+34917916000									
CREDIT SUISSE SECURITIES (EUROPE) LIMITED				a						
1, ONE CABOT SQUARE LONDON	+44 2078888888									
CYCLOS SECURITIES S.A.				a			a			
39, ΧΑΡΙΛΑΟΥ ΤΡΙΚΟΥΠΗ 6-8-10 ΑΘΗΝΑ	2103364300									
DEUTSCHE BANK S.A.					a					
1, GREAT WINCHESTER STREET LONDON	+44 20 754 54209	00441133361437								
EUROBANK EQUITIES INVESTMENT FIRM SINGLE MEMBER SA				a		a	a	a		a
, ΦΙΛΕΛΛΗΝΩΝ 10 & ΞΕΝΟΦΩΝΤΟΣ 13 ΑΘΗΝΑ	2103720425									
EUROBANK S.A.									a	
, ΟΘΩΝΟΣ 8 ΑΘΗΝΑ	2144043907									
EUROCORP INVESTMENT SERVICES S.A.				a			a			a
14, ΠΛ.ΦΙΛΙΚΗΣ ΕΤΑΙΡΕΙΑΣ 14 ΑΘΗΝΑ	2107263600									
EUOTRUST INVESTMENT FIRM SA				a						
113, ΣΕΒΑΣΤΟΥΠΟΛΕΩΣ 113 ΑΘΗΝΑ	2103363100									
EUROXX SECURITIES S.A.				a		a	a	a		a
7, ΠΑΛΕΟΛΟΓΟΥ ΧΑΛΑΝΔΡΙ	+30 2106879400	210-6879401								
7, ΠΑΛΑΙΟΛΟΓΟΥ ΧΑΛΑΝΔΡΙ	(210)-6879400	(210)-6879401								
FREEDOM FINANCE EUROPE LTD				a	a					
, ΧΡΙΣΤΑΚΗ ΚΡΑΝΟΥ 20	035725257786									
G. A. PERVANAS SECURITIES- INVESTMENT SERVICES S.A.				a						
7-9, ΣΟΦΟΚΛΕΟΥΣ 7-9 ΑΘΗΝΑ	2103727200									
GLOBAL CAPITAL SECURITIES & FINANCIAL SERVICES LTD				a	a					
50, ΛΑΡΧΙΕΠΙΣΚΟΠΟΥ ΜΑΚΑΡΙΟΥ Γ50	0035722710710									
GREENPOST TRADING EUROPE LTD				a	a	a				
, ΚΙΜΩΝΟΣ 3, ACROPOLIS MANSIONS, 2ND FLOOR, FLAT/OFFICE 202	035722521389									
HELLENIC AMERICAN SECURITIES S.A.				a		a	a			a
27, ΑΝΔΡΕΑ ΠΑΠΑΝΔΡΕΟΥ 27 ΜΑΡΟΥΣΙ	2103311100									
HELLENIC BANK (INVESTMENTS) LTD					a					
, ΑΥΞ.ΚΥΡΙΑΚΟΥ ΜΑΤΣΙ 31 - PO BOX 24747 NICOSIA	+357 22500100	357 22500110								
HSBC CONTINENTAL EUROPE									a	
109-111, Λ.ΜΕΣΟΓΕΙΩΝ 109-111	2106960000									
INDEX SECURITIES S.A.				a						
6, ΔΡΑΓΑΤΣΑΝΙΟΥ 6 ΑΘΗΝΑ	2103213920									
J. CHR. MAVRIKIS SECURITIES S.A.				a						
5, ΣΟΦΟΚΛΕΟΥΣ 5 ΑΘΗΝΑ	2103216730									



## Athex &amp; ATHEXClear Members List

Member Name				Stock Market			Derivatives Market		ATHEXClear Member	
	Address	Phone	Fax	Market Member	Remote Member	Market Maker	Proprietary	Market Maker	General Clearing	Direct Clearing
KAPPA SECURITIES S.A.				a			a			
15, ΒΑΛΑΩΡΙΤΟΥ 15 ΑΘΗΝΑ	2103678600									
KARAMANOF SECURITIES & INVESTMENT SERVICES S.A.				a						
2, ΠΛ.ΑΓ.ΘΕΟΔΩΡΩΝ 2 ΑΘΗΝΑ	2103212947									
LAIKI FINANCIAL SERVICES LTD					a					
26, AVE. VYRONOS NICOSIA	357 22367367	357 22718567								
LEON DEPOLAS SECURITIES S.A.				a		a	a			
1, ΧΡΗΣΤΟΥ ΛΑΔΑ 1 ΑΘΗΝΑ	2103213276 -28									
MEGA EQUITY SECURITIES & FINANCIAL SERVICES PUBLIC LTD				a	a		a			
42-44, ΛΕΩΦ.ΓΡΙΒΑ ΔΙΓΕΝΗ 42-44	0035722711711									
MERIT SECURITIES S.A				a		a	a			a
5, ΣΟΦΟΚΛΕΟΥΣ 5 ΑΘΗΝΑ	2141008814									
MERRILL LYNCH INTERNATIONAL				a						
2, 2 KING EDWARD STREET LONDON	+44 20276281000									
N. CHRYSOCHOIDIS SECURITIES S.A.				a			a			a
7-9, ΣΟΦΟΚΛΕΟΥΣ 7-9 ΑΘΗΝΑ	2103213913									
NATIONAL BANK OF GREECE S.A.				a		a	a		a	
86, ΑΙΟΛΟΥ ΣΤΡ. ΑΘΗΝΑ	(210)-3341000	(210)-3228187								
68, ΑΚΑΔΙΜΙΑΣ ΣΤΡ. ΑΘΗΝΑ	(210)-3328817	(210)-3328678								
NATIONAL SECURITIES SINGLE MEMBER SA				a		a	a	a		
66, ΛΕΩΦΟΡΟΣ ΑΘΗΝΩΝ 128-132 & ΙΦΙΓΕΝΙΑΣ ΑΘΗΝΑ	2103328784									
NUNTIUS BROKERAGE AND INVESTMENT SERVICES S.A				a						
6, ΔΡΑΓΑΤΣΑΝΙΟΥ 6 ΑΘΗΝΑ	2103350599									
ONE PLUS CAPITAL LIMITED				a	a					
, 75 PRODROMOU AVENUE NICOSIA 1307	35722873760									
OPTIMA BANK S.A.				a		a	a	a	a	
, ΑΙΓΙΑΛΕΙΑΣ 32 & ΠΑΡΑΔΕΙΣΟΥ ΜΑΡΟΥΣΙ	210 8173000									
PANCRETA BANK S.A									a	
, ΙΚΑΡΟΥ 5	2810338746									
PANTELAKIS SECURITIES S.A.				a		a	a	a		
57, ΕΘΝΙΚΗΣ ΑΝΤΙΣΤΑΣΕΩΣ 57, ΚΤΙΠΙΟ Β CHALANDRI	2106965000									
PIRAEUS BANK S.A.				a			a		a	
, ΑΜΕΡΙΚΗΣ 4 ΑΘΗΝΑ	2103335000									
PIRAEUS SECURITIES S. A.				a		a	a	a		a
10, ΣΤΑΔΙΟΥ 10 ΑΘΗΝΑ	2103354100									
PROCHOICE SECURITIES LTD				a	a					
57, ΛΕΩΦ.ΣΠΥΡΟΥ ΚΥΠΡΙΑΝΟΥ 57, ΑΚΙΝΗΤΑ Φ	035724661192									
SHARELINK SECURITIES & FINANCIAL SERVICES LTD				a			a			
6, HOUSE-ΘΕΟΤΟΚΗ 6 ΜΕΓΑΡΟ ΕΛΜΗΝΑ	+357 22554200									
SOCIETE GENERALE S.A.				a	a		a			
, 17 COURS VALMY, CEDEX	+157290504									
SOLIDUS SECURITIES S.A				a			a			a
64, ΛΟΥΙΖΗΣ ΠΙΑΝΚΟΥΡ 64 ΑΘΗΝΑ	2106900600									
ST. EM. LAVRENTAKIS SECURITIES S.A.				a			a			
7-9, ΣΟΦΟΚΛΕΟΥΣ 7-9 ΑΘΗΝΑ	2103213336									
THE CYPRUS INVESTMENT & SECURITIES CORPORATION LTD				a	a					
154, 1 AG. PROKOPIΟΥ & POSIDONOS 1ST FLOOR	0035722121700									
UBS EUROPE SE				a	a					
, OPERNTURM, BOCKENHEIMER LANDSTRASSE 2-4	496921790									
UBS LIMITED					a					
1, FINSBURY AVENUE LONDON	+44 2075687135									

List of Stocks under Market Making operations

Securities	Market Maker	Start Market Making	Stock Category
MLS MULTIMEDIA SA (CR)			Suspension Status
	PIRAEUS SECURITIES S. A.	01/08/2019	
ALPHA ETF FTSE Athex Large Cap			Exchange Traded Funds (ETFs)
	ALPHA FINANCE INVESTMENT SERVICES SINGLE MEMBER SA	02/01/1900	
	NATIONAL SECURITIES SINGLE MEMBER SA	02/01/1900	
ADMIE (IPTO) HOLDING S.A. (CR)			Main Market
	EUROBANK EQUITIES INVESTMENT FIRM SINGLE MEMBER SA	24/05/2021	
	HELLENIC AMERICAN SECURITIES S.A.	09/03/2020	
	PIRAEUS SECURITIES S. A.	29/06/2017	
AEGEAN AIRLINES (CR)			Main Market
	EUROBANK EQUITIES INVESTMENT FIRM SINGLE MEMBER SA	22/09/2020	
ALPHA SERVICES HOLD (CR)			Main Market
	ALPHA FINANCE INVESTMENT SERVICES SINGLE MEMBER SA	29/02/2016	
	EUROBANK EQUITIES INVESTMENT FIRM SINGLE MEMBER SA	22/10/2006	
	GREENPOST TRADING EUROPE LTD	12/06/2023	
	HELLENIC AMERICAN SECURITIES S.A.	25/07/2014	
	LEON DEPOLAS SECURITIES S.A.	04/01/2016	
	MERIT SECURITIES S.A	03/09/2012	
	NATIONAL SECURITIES SINGLE MEMBER SA	02/01/1900	
	PIRAEUS SECURITIES S. A.	28/05/2009	
ALPHA TRUST HOLDINGS (CR)			Main Market
	EUROBANK EQUITIES INVESTMENT FIRM SINGLE MEMBER SA	06/02/2023	
	LEON DEPOLAS SECURITIES S.A.	04/01/2021	
ALUMIL (CR)			Main Market
	PIRAEUS SECURITIES S. A.	31/07/2023	
ANDROMEDA SA (CR)			Main Market
	BETA SECURITIES S.A.	15/02/2021	
	OPTIMA BANK S.A.	03/04/2023	
ATTICA BANK S.A. (CR)			Main Market
	EUROXX SECURITIES S.A.	22/01/2016	
AUSTRIACARD (CB)			Main Market
	BETA SECURITIES S.A.	23/03/2023	
	EUROBANK EQUITIES INVESTMENT FIRM SINGLE MEMBER SA	15/05/2023	
AUTOHELLAS SA (CR)			Main Market
	ALPHA FINANCE INVESTMENT SERVICES SINGLE MEMBER SA	01/07/2019	
	EUROXX SECURITIES S.A.	02/07/2018	
AVAX S.A. (CR)			Main Market
	EUROBANK EQUITIES INVESTMENT FIRM SINGLE MEMBER SA	14/12/2015	
	OPTIMA BANK S.A.	04/09/2023	
	PIRAEUS SECURITIES S. A.	01/02/2021	
AVE (CR)			Main Market
	EUROXX SECURITIES S.A.	05/06/2020	
BRIQ PROPERTIES (CR)			Main Market
	EUROBANK EQUITIES INVESTMENT FIRM SINGLE MEMBER SA	09/09/2019	
	LEON DEPOLAS SECURITIES S.A.	22/02/2021	
	PIRAEUS SECURITIES S. A.	05/02/2024	
CC HBC AG (CR)			Main Market
	BETA SECURITIES S.A.	08/03/2021	
	NATIONAL SECURITIES SINGLE MEMBER SA	02/01/1900	
	PIRAEUS SECURITIES S. A.	04/05/2015	
CENERGY HOLDINGS (CB)			Main Market
	ALPHA FINANCE INVESTMENT SERVICES SINGLE MEMBER SA	02/01/2016	
	EUROBANK EQUITIES INVESTMENT FIRM SINGLE MEMBER SA	02/01/2016	
	OPTIMA BANK S.A.	14/03/2022	
	PANTELAKIS SECURITIES S.A.	27/12/2022	
CNL CAPITAL (CR)			Main Market
	MERIT SECURITIES S.A	01/10/2018	
DIMAND (CR)			Main Market
	ALPHA FINANCE INVESTMENT SERVICES SINGLE MEMBER SA	08/08/2022	
	EUROBANK EQUITIES INVESTMENT FIRM SINGLE MEMBER SA	08/08/2022	
	PANTELAKIS SECURITIES S.A.	15/05/2023	
EKTER SA (CR)			Main Market
	BETA SECURITIES S.A.	26/09/2022	
	EUROBANK EQUITIES INVESTMENT FIRM SINGLE MEMBER SA	16/10/2017	
	LEON DEPOLAS SECURITIES S.A.	21/05/2018	
ELASTRON (CR)			Main Market
	LEON DEPOLAS SECURITIES S.A.	20/02/2017	

## List of Stocks under Market Making operations

Securities	Stock Category
Market Maker	Start Market Making
<b>ELLAKTOR (CR)</b>	Main Market
ALPHA FINANCE INVESTMENT SERVICES SINGLE MEMBER SA	18/03/2019
EUROBANK EQUITIES INVESTMENT FIRM SINGLE MEMBER SA	01/06/2012
EUROXX SECURITIES S.A.	24/09/2018
NATIONAL SECURITIES SINGLE MEMBER SA	02/01/1900
PIRAEUS SECURITIES S. A.	22/10/2018
<b>ELTON SA (CR)</b>	Main Market
OPTIMA BANK S.A.	30/01/2023
<b>ELVALHALCOR (CR)</b>	Main Market
ALPHA FINANCE INVESTMENT SERVICES SINGLE MEMBER SA	07/05/2018
BETA SECURITIES S.A.	09/01/2023
EUROBANK EQUITIES INVESTMENT FIRM SINGLE MEMBER SA	07/05/2018
<b>ENTERSOFT (CR)</b>	Main Market
ALPHA FINANCE INVESTMENT SERVICES SINGLE MEMBER SA	23/03/2023
EUROBANK EQUITIES INVESTMENT FIRM SINGLE MEMBER SA	22/06/2020
<b>EUROBANK HOLDINGS (CR)</b>	Main Market
ALPHA FINANCE INVESTMENT SERVICES SINGLE MEMBER SA	09/01/2006
EUROBANK EQUITIES INVESTMENT FIRM SINGLE MEMBER SA	01/06/2012
GREENPOST TRADING EUROPE LTD	12/06/2023
HELLENIC AMERICAN SECURITIES S.A.	25/07/2014
LEON DEPOLAS SECURITIES S.A.	30/11/2018
MERIT SECURITIES S.A	06/11/2017
NATIONAL SECURITIES SINGLE MEMBER SA	02/01/1900
PIRAEUS SECURITIES S. A.	28/09/2009
<b>EUROCONSULTANTS S.A. (CR)</b>	Main Market
OPTIMA BANK S.A.	01/02/2023
<b>EYDAP S.A. (CR)</b>	Main Market
ALPHA FINANCE INVESTMENT SERVICES SINGLE MEMBER SA	27/01/2020
EUROBANK EQUITIES INVESTMENT FIRM SINGLE MEMBER SA	10/06/2019
<b>FOURLIS (CR)</b>	Main Market
EUROBANK EQUITIES INVESTMENT FIRM SINGLE MEMBER SA	01/12/2016
PIRAEUS SECURITIES S. A.	06/03/2017
<b>GEK TERNA (CR)</b>	Main Market
BETA SECURITIES S.A.	08/03/2021
EUROBANK EQUITIES INVESTMENT FIRM SINGLE MEMBER SA	24/05/2021
PIRAEUS SECURITIES S. A.	29/08/2019
<b>GR. SARANTIS S.A. (CR)</b>	Main Market
BETA SECURITIES S.A.	14/05/2012
EUROBANK EQUITIES INVESTMENT FIRM SINGLE MEMBER SA	24/10/2016
<b>HELLENIC EXCHANGES-A.S.E. (CR)</b>	Main Market
HELLENIC AMERICAN SECURITIES S.A.	01/09/2014
NATIONAL SECURITIES SINGLE MEMBER SA	02/01/1900
PIRAEUS SECURITIES S. A.	04/05/2015
<b>HELLENIQ ENERGY (CR)</b>	Main Market
ALPHA FINANCE INVESTMENT SERVICES SINGLE MEMBER SA	07/11/2023
EUROBANK EQUITIES INVESTMENT FIRM SINGLE MEMBER SA	01/11/2023
HELLENIC AMERICAN SECURITIES S.A.	14/09/2015
PIRAEUS SECURITIES S. A.	20/03/2017
<b>IDEAL HOLDINGS (CR)</b>	Main Market
EUROBANK EQUITIES INVESTMENT FIRM SINGLE MEMBER SA	07/06/2021
PIRAEUS SECURITIES S. A.	07/06/2021
<b>INTERCONTINENTAL (CR)</b>	Main Market
LEON DEPOLAS SECURITIES S.A.	03/06/2019
<b>INTERLIFE G.C.I.(CR)</b>	Main Market
BETA SECURITIES S.A.	24/10/2022
PIRAEUS SECURITIES S. A.	22/01/2024
<b>INTERWOOD-XYLEMPORIA (CR)</b>	Main Market
EUROBANK EQUITIES INVESTMENT FIRM SINGLE MEMBER SA	05/07/2021
PANTELAKIS SECURITIES S.A.	01/07/2021
<b>INTRAKAT (CR)</b>	Main Market
BETA SECURITIES S.A.	04/10/2021
PANTELAKIS SECURITIES S.A.	10/10/2022
<b>JUMBO SA (CR)</b>	Main Market
BETA SECURITIES S.A.	01/02/2021
EUROBANK EQUITIES INVESTMENT FIRM SINGLE MEMBER SA	25/05/2020
GREENPOST TRADING EUROPE LTD	12/06/2023
MERIT SECURITIES S.A	06/11/2017
PIRAEUS SECURITIES S. A.	06/03/2017

## List of Stocks under Market Making operations

Securities	Stock Category
Market Maker	Start Market Making
<b>KLOUKINAS - LAPPAS SA (CR)</b>	<b>Main Market</b>
OPTIMA BANK S.A.	02/01/2023
<b>KRI-KRI S.A. (CR)</b>	<b>Main Market</b>
EUROBANK EQUITIES INVESTMENT FIRM SINGLE MEMBER SA	07/05/2018
LEON DEPOLAS SECURITIES S.A.	16/01/2017
PIRAEUS SECURITIES S. A.	11/12/2023
<b>LAMDA DEVELOPMENT SA (CR)</b>	<b>Main Market</b>
EUROBANK EQUITIES INVESTMENT FIRM SINGLE MEMBER SA	08/12/2014
PANTELAKIS SECURITIES S.A.	06/11/2017
PIRAEUS SECURITIES S. A.	29/06/2017
<b>LAMPSA HOTEL SA (CR)</b>	<b>Main Market</b>
LEON DEPOLAS SECURITIES S.A.	16/01/2017
<b>MOTODYNAMICS S.A. (CR)</b>	<b>Main Market</b>
OPTIMA BANK S.A.	25/08/2023
<b>MOTOR OIL (CR)</b>	<b>Main Market</b>
BETA SECURITIES S.A.	08/03/2021
EUROBANK EQUITIES INVESTMENT FIRM SINGLE MEMBER SA	22/10/2006
GREENPOST TRADING EUROPE LTD	12/06/2023
LEON DEPOLAS SECURITIES S.A.	01/04/2019
MERIT SECURITIES S.A	25/02/2019
NATIONAL SECURITIES SINGLE MEMBER SA	02/01/1900
PIRAEUS SECURITIES S. A.	04/05/2015
<b>MPLE KEDROS (CR)</b>	<b>Main Market</b>
OPTIMA BANK S.A.	16/10/2023
OPTIMA BANK S.A.	08/11/2023
<b>MYTILINEOS (CR)</b>	<b>Main Market</b>
ALPHA FINANCE INVESTMENT SERVICES SINGLE MEMBER SA	15/04/2019
BETA SECURITIES S.A.	11/04/2022
EUROBANK EQUITIES INVESTMENT FIRM SINGLE MEMBER SA	20/09/2017
GREENPOST TRADING EUROPE LTD	12/06/2023
MERIT SECURITIES S.A	25/02/2019
NATIONAL SECURITIES SINGLE MEMBER SA	02/01/1900
PIRAEUS SECURITIES S. A.	04/05/2015
<b>NAFPAKTOS TEXTILE (CR)</b>	<b>Main Market</b>
OPTIMA BANK S.A.	29/01/2024
<b>NATIONAL BANK (CR)</b>	<b>Main Market</b>
ALPHA FINANCE INVESTMENT SERVICES SINGLE MEMBER SA	09/01/2006
EUROBANK EQUITIES INVESTMENT FIRM SINGLE MEMBER SA	22/10/2006
GREENPOST TRADING EUROPE LTD	12/06/2023
HELLENIC AMERICAN SECURITIES S.A.	25/07/2014
LEON DEPOLAS SECURITIES S.A.	20/05/2015
MERIT SECURITIES S.A	03/09/2012
NATIONAL SECURITIES SINGLE MEMBER SA	02/01/1900
PIRAEUS SECURITIES S. A.	08/09/2008
<b>OPAP (CR)</b>	<b>Main Market</b>
ALPHA FINANCE INVESTMENT SERVICES SINGLE MEMBER SA	09/01/2006
EUROBANK EQUITIES INVESTMENT FIRM SINGLE MEMBER SA	22/10/2006
GREENPOST TRADING EUROPE LTD	12/06/2023
HELLENIC AMERICAN SECURITIES S.A.	25/07/2014
MERIT SECURITIES S.A	20/03/2017
NATIONAL SECURITIES SINGLE MEMBER SA	02/01/1900
PIRAEUS SECURITIES S. A.	04/05/2015
<b>OPTIMA BANK (CR)</b>	<b>Main Market</b>
ALPHA FINANCE INVESTMENT SERVICES SINGLE MEMBER SA	12/12/2023
EUROBANK EQUITIES INVESTMENT FIRM SINGLE MEMBER SA	11/12/2023
OPTIMA BANK S.A.	06/11/2023
<b>ORILINA PROPERTIES REIC (CR)</b>	<b>Main Market</b>
EUROBANK EQUITIES INVESTMENT FIRM SINGLE MEMBER SA	11/12/2023
LEON DEPOLAS SECURITIES S.A.	11/12/2023
<b>OTE (CR)</b>	<b>Main Market</b>
ALPHA FINANCE INVESTMENT SERVICES SINGLE MEMBER SA	09/01/2006
EUROBANK EQUITIES INVESTMENT FIRM SINGLE MEMBER SA	22/10/2006
GREENPOST TRADING EUROPE LTD	12/06/2023
HELLENIC AMERICAN SECURITIES S.A.	25/07/2014
LEON DEPOLAS SECURITIES S.A.	20/04/2015
MERIT SECURITIES S.A	20/03/2017
NATIONAL SECURITIES SINGLE MEMBER SA	02/01/1900
PIRAEUS SECURITIES S. A.	08/09/2008

List of Stocks under Market Making operations

Securities	Stock Category
Market Maker	Start Market Making
<b>P.P.A. S.A. (CR)</b>	<b>Main Market</b>
EUROBANK EQUITIES INVESTMENT FIRM SINGLE MEMBER SA	06/02/2019
<b>PAPOUTSANIS (CR)</b>	<b>Main Market</b>
ALPHA FINANCE INVESTMENT SERVICES SINGLE MEMBER SA	19/11/2018
BETA SECURITIES S.A.	25/11/2013
<b>PETROPOULOS PETROS (CR)</b>	<b>Main Market</b>
EUROBANK EQUITIES INVESTMENT FIRM SINGLE MEMBER SA	01/04/2019
PANTELAKIS SECURITIES S.A.	16/03/2020
<b>PIRAEUS FINANCIAL HOLD (CR)</b>	<b>Main Market</b>
ALPHA FINANCE INVESTMENT SERVICES SINGLE MEMBER SA	15/04/2019
EUROBANK EQUITIES INVESTMENT FIRM SINGLE MEMBER SA	22/10/2006
EUROXX SECURITIES S.A.	15/02/2016
GREENPOST TRADING EUROPE LTD	12/06/2023
HELLENIC AMERICAN SECURITIES S.A.	25/07/2014
LEON DEPOLAS SECURITIES S.A.	30/11/2018
MERIT SECURITIES S.A	16/09/2013
NATIONAL SECURITIES SINGLE MEMBER SA	02/01/1900
PIRAEUS SECURITIES S. A.	16/02/2009
<b>PPC (CR)</b>	<b>Main Market</b>
ALPHA FINANCE INVESTMENT SERVICES SINGLE MEMBER SA	09/01/2006
BETA SECURITIES S.A.	01/02/2021
EUROBANK EQUITIES INVESTMENT FIRM SINGLE MEMBER SA	22/10/2006
GREENPOST TRADING EUROPE LTD	12/06/2023
HELLENIC AMERICAN SECURITIES S.A.	01/09/2014
MERIT SECURITIES S.A	06/11/2017
NATIONAL SECURITIES SINGLE MEMBER SA	02/01/1900
PIRAEUS SECURITIES S. A.	28/09/2009
<b>PREMA (CR)</b>	<b>Main Market</b>
BETA SECURITIES S.A.	01/06/2021
LEON DEPOLAS SECURITIES S.A.	05/12/2022
PANTELAKIS SECURITIES S.A.	23/12/2021
<b>PROFILE SA (CR)</b>	<b>Main Market</b>
OPTIMA BANK S.A.	03/04/2023
PANTELAKIS SECURITIES S.A.	01/07/2019
<b>QUALITY &amp; RELIABILITY SA (CR)</b>	<b>Main Market</b>
OPTIMA BANK S.A.	03/01/2023
<b>QUEST HOLDINGS (CR)</b>	<b>Main Market</b>
BETA SECURITIES S.A.	26/03/2018
EUROBANK EQUITIES INVESTMENT FIRM SINGLE MEMBER SA	28/01/2019
<b>REVOIL (CR)</b>	<b>Main Market</b>
BETA SECURITIES S.A.	26/06/2023
<b>SIDMA STEEL (CR)</b>	<b>Main Market</b>
OPTIMA BANK S.A.	25/05/2023
<b>SPACE HELLAS SA (CR)</b>	<b>Main Market</b>
MERIT SECURITIES S.A	09/12/2022
<b>TECHNICAL OLYMPIC SA (CR)</b>	<b>Main Market</b>
OPTIMA BANK S.A.	05/07/2023
<b>TERNA ENERGY (CR)</b>	<b>Main Market</b>
EUROBANK EQUITIES INVESTMENT FIRM SINGLE MEMBER SA	24/05/2021
PIRAEUS SECURITIES S. A.	09/12/2019
<b>THRACE PLASTICS SA (CR)</b>	<b>Main Market</b>
ALPHA FINANCE INVESTMENT SERVICES SINGLE MEMBER SA	26/03/2018
EUROBANK EQUITIES INVESTMENT FIRM SINGLE MEMBER SA	26/03/2018
<b>TITAN CEMENT (CB)</b>	<b>Main Market</b>
BETA SECURITIES S.A.	01/02/2021
EUROBANK EQUITIES INVESTMENT FIRM SINGLE MEMBER SA	06/11/2019
PIRAEUS SECURITIES S. A.	18/01/2021
<b>TRADE ESTATES REIC (CR)</b>	<b>Main Market</b>
EUROBANK EQUITIES INVESTMENT FIRM SINGLE MEMBER SA	08/11/2023
EUROBANK EQUITIES INVESTMENT FIRM SINGLE MEMBER SA	10/11/2023
PANTELAKIS SECURITIES S.A.	08/11/2023
PANTELAKIS SECURITIES S.A.	10/11/2023
<b>TZIRAKIAN PROFIL (CR)</b>	<b>Main Market</b>
LEON DEPOLAS SECURITIES S.A.	19/07/2021
<b>VIOHALCO SA/NV (CB)</b>	<b>Main Market</b>
ALPHA FINANCE INVESTMENT SERVICES SINGLE MEMBER SA	11/03/2008
EUROBANK EQUITIES INVESTMENT FIRM SINGLE MEMBER SA	04/03/2014
MERIT SECURITIES S.A	17/03/2014

Underlying Asset				Derivatives Market													
Price max	Price min	Closing price	change	Delivery Month	Open price	Price max	Price min	Last price	Closing price	Last Bid	Last Ask	Fixing price*	Life high	Life low	Trades	Volume	Open Interest
<b>FTSE/Athex Large Cap</b>				(Trade Unit: 1 Index Point x 2€, Cash Settlement)													
3,480.08	3,460.14	3,474.79	0.18%	March 2024	3,480.00	3,484.00	3,458.00	3,483.50	3,483.50	---	---	---	3,508.00	---	89	361	4,576
				April 2024	3,470.00	3,490.00	3,445.00	3,490.00	3,490.00	---	---	---	3,502.50	---	39	230	366
				May 2024	---	---	---	---	3,482.75	---	---	---	---	---	---	---	---
				June 2024	---	---	---	---	3,489.50	---	---	---	---	---	---	---	---
				September 2024	---	---	---	---	3,507.00	---	---	---	---	---	---	---	---
				December 2024	---	---	---	---	3,524.50	---	---	---	---	---	---	---	---
<b>FTSE/Athex Banks</b>				(Trade Unit: 1 Index Point x 15€, Cash Settlement)													
1,268.36	1,249.45	1,267.72	1.20%	March 2024	1,254.00	1,266.00	1,253.50	1,266.00	1,266.00	---	---	---	1,271.25	---	5	17	1,495
				June 2024	1,288.00	1,290.00	1,288.00	1,290.00	1,290.00	---	---	---	1,290.00	---	3	40	145
				September 2024	---	---	---	---	1,266.50	---	---	---	---	---	---	---	---
				December 2024	---	---	---	---	1,272.75	---	---	---	---	---	---	---	---
<b>MSCI GREECE REBASED</b>				(Trade Unit: 1 Index Point x 2€, Cash Settlement)													
5,603.51	5,562.56	5,586.49	0.31%	March 2024	---	---	---	---	5,552.25	---	---	---	5,535.25	---	---	---	202
				April 2024	---	---	---	---	5,543.25	---	---	---	5,500.00	---	---	---	130
				May 2024	---	---	---	---	5,543.25	---	---	---	5,547.00	---	---	---	10
				June 2024	---	---	---	---	5,533.75	---	---	---	5,463.25	---	---	---	10
				July 2024	---	---	---	---	5,611.00	---	---	---	---	---	---	---	---
				August 2024	---	---	---	---	5,619.75	---	---	---	---	---	---	---	---
				September 2024	---	---	---	---	5,630.50	---	---	---	---	---	---	---	---
				December 2024	---	---	---	---	5,658.75	---	---	---	---	---	---	---	---

Derivatives notes

Fixing prices and final open positions can be retrieved from the following path <http://www.helex.gr/el/web/guest/statistics-end-of-day-derivatives>

Underlying Asset				Derivatives Market													
Price max	Price min	Closing price	change	Delivery Month	Open price	Price max	Price min	Last price	Closing price	Last Bid	Last Ask	Fixing price*	Life high	Life low	Trades	Volume	Open Interest
<b>ADMIE (IPTO) HOLDING S.A. (CR)</b>				(Contract Size: 100 Securities, Physical Delivery)													
2.34	2.31	2.32	-0.22%	March 2024	2.33	2.33	2.32	2.33	2.33	---	---	---	2.43	---	30	339	29,626
				June 2024	2.35	2.37	2.34	2.36	2.36	---	---	---	2.44	---	10	164	1,995
				September 2024	---	---	---	---	2.35	---	---	---	---	---	---	---	---
				December 2024	---	---	---	---	2.36	---	---	---	---	---	---	---	---
<b>AEGEAN AIRLINES (CR)</b>				(Contract Size: 100 Securities, Physical Delivery)													
12.78	12.6	12.7	0.79%	March 2024	12.74	12.76	12.66	12.76	12.76	---	---	---	12.86	---	21	94	6,505
				June 2024	---	---	---	---	12.30	---	---	---	12.77	---	---	---	69
				September 2024	---	---	---	---	12.74	---	---	---	---	---	---	---	---
				December 2024	---	---	---	---	12.80	---	---	---	---	---	---	---	---
<b>ALPHA SERVICES HOLD (CR)</b>				(Contract Size: 100 Securities, Physical Delivery)													
1.79	1.7405	1.783	1.65%	March 2024	1.75	1.80	1.75	1.80	1.80	---	---	---	1.80	---	166	8,526	180,705
				June 2024	1.77	1.82	1.77	1.82	1.82	---	---	---	1.82	---	67	1,831	8,051
				September 2024	---	---	---	---	1.77	---	---	---	---	---	---	---	---
				December 2024	---	---	---	---	1.78	---	---	---	---	---	---	---	---
<b>AUTOHELLAS SA (CR)</b>				(Contract Size: 100 Securities, Physical Delivery)													
13.76	13.6	13.68	-0.15%	March 2024	---	---	---	---	13.55	---	---	---	14.10	---	---	---	308
				June 2024	---	---	---	---	13.50	---	---	---	13.67	---	---	---	5
				September 2024	---	---	---	---	13.85	---	---	---	---	---	---	---	---
				December 2024	---	---	---	---	13.92	---	---	---	---	---	---	---	---
<b>AVAX S.A. (CR)</b>				(Contract Size: 100 Securities, Physical Delivery)													
1.69	1.648	1.688	1.44%	March 2024	1.66	1.69	1.66	1.69	1.69	---	---	---	1.96	---	6	16	1,416
				June 2024	---	---	---	---	1.67	---	---	---	---	---	---	---	---
				September 2024	---	---	---	---	1.68	---	---	---	---	---	---	---	---
				December 2024	---	---	---	---	1.69	---	---	---	---	---	---	---	---
<b>CC HBC AG (CR)</b>				(Contract Size: 100 Securities, Physical Delivery)													
29.14	28.73	28.95	-0.58%	March 2024	28.91	28.91	28.62	28.80	28.80	---	---	---	29.23	---	8	28	116
				June 2024	29.10	29.10	28.61	28.63	28.63	---	---	---	29.10	---	7	28	---
				September 2024	---	---	---	---	29.44	---	---	---	---	---	---	---	---
				December 2024	---	---	---	---	29.59	---	---	---	---	---	---	---	---
<b>CENERGY HOLDINGS (CB)</b>				(Contract Size: 100 Securities, Physical Delivery)													
7.6	7.38	7.53	-0.92%	March 2024	7.51	7.56	7.40	7.55	7.55	---	---	---	7.60	---	34	145	5,520
				June 2024	7.61	7.61	7.46	7.46	7.46	---	---	---	7.61	---	13	80	10
				September 2024	---	---	---	---	7.68	---	---	---	---	---	---	---	---
				December 2024	---	---	---	---	7.72	---	---	---	---	---	---	---	---

Derivatives notes

Fixing prices and final open positions can be retrieved from the following path <http://www.helex.gr/el/web/guest/statistics-end-of-day-derivatives>

Underlying Asset				Derivatives Market													
Price max	Price min	Closing price	change	Delivery Month	Open price	Price max	Price min	Last price	Closing price	Last Bid	Last Ask	Fixing price*	Life high	Life low	Trades	Volume	Open Interest
<b>ELLAKTOR (CR)</b>				(Contract Size: 100 Securities, Physical Delivery)													
2.675	2.63	2.655	-0.56%	March 2024	2.66	2.67	2.64	2.65	2.65	---	---	---	2.84	---	14	73	4,590
				June 2024	2.65	2.69	2.65	2.69	2.69	---	---	---	2.69	---	8	35	---
				September 2024	---	---	---	---	2.70	---	---	---	---	---	---	---	---
				December 2024	---	---	---	---	2.71	---	---	---	---	---	---	---	---
<b>ELVALHALCOR (CR)</b>				(Contract Size: 100 Securities, Physical Delivery)													
2.155	2.08	2.1	-5.83%	March 2024	2.18	2.18	2.09	2.10	2.10	---	---	---	2.44	---	64	371	5,408
				June 2024	2.13	2.17	2.13	2.14	2.14	---	---	---	2.28	---	42	185	197
				September 2024	---	---	---	---	2.25	---	---	---	---	---	---	---	---
				December 2024	---	---	---	---	2.27	---	---	---	---	---	---	---	---
<b>EUROBANK HOLDINGS (CR)</b>				(Contract Size: 100 Securities, Physical Delivery)													
1.946	1.9025	1.9375	1.73%	March 2024	1.91	1.95	1.91	1.94	1.94	---	---	---	1.95	---	45	2,146	34,339
				June 2024	1.94	1.96	1.94	1.96	1.96	---	---	---	2.00	---	11	208	637
				September 2024	---	---	---	---	1.93	---	---	---	---	---	---	---	---
				December 2024	---	---	---	---	1.94	---	---	---	---	---	---	---	---
<b>EYDAP S.A. (CR)</b>				(Contract Size: 100 Securities, Physical Delivery)													
5.7	5.59	5.7	1.24%	March 2024	5.64	5.69	5.64	5.69	5.69	---	---	---	6.35	---	11	44	4,122
				June 2024	5.72	5.73	5.70	5.72	5.72	---	---	---	5.73	---	14	52	19
				September 2024	---	---	---	---	5.69	---	---	---	---	---	---	---	---
				December 2024	---	---	---	---	5.72	---	---	---	---	---	---	---	---
<b>FOURLIS (CR)</b>				(Contract Size: 100 Securities, Physical Delivery)													
4.315	4.2	4.275	0.35%	March 2024	4.23	4.29	4.23	4.29	4.29	---	---	---	4.46	---	14	28	1,453
				June 2024	---	---	---	---	4.32	---	---	---	4.37	---	---	---	1
				September 2024	---	---	---	---	4.31	---	---	---	---	---	---	---	---
				December 2024	---	---	---	---	4.33	---	---	---	---	---	---	---	---
<b>GEK TERNA (CR)</b>				(Contract Size: 100 Securities, Physical Delivery)													
14.84	14.42	14.8	2.21%	March 2024	14.50	14.85	14.46	14.80	14.80	---	---	---	14.89	---	65	519	10,225
				June 2024	14.73	15.06	14.72	15.06	15.06	---	---	---	15.06	---	14	389	2,624
				September 2024	---	---	---	---	14.64	---	---	---	---	---	---	---	---
				December 2024	---	---	---	---	14.71	---	---	---	---	---	---	---	---
<b>HELLENIC EXCHANGES-A.S.E. (CR)</b>				(Contract Size: 100 Securities, Physical Delivery)													
5.64	5.5	5.64	0.36%	March 2024	5.60	5.62	5.57	5.61	5.61	---	---	---	5.94	---	37	247	11,037
				June 2024	5.66	5.67	5.64	5.66	5.66	---	---	---	5.71	---	6	27	100
				September 2024	---	---	---	---	5.68	---	---	---	---	---	---	---	---
				December 2024	---	---	---	---	5.71	---	---	---	---	---	---	---	---

Derivatives notes

Fixing prices and final open positions can be retrieved from the following path <http://www.helex.gr/el/web/guest/statistics-end-of-day-derivatives>



Underlying Asset				Derivatives Market													
Price max	Price min	Closing price	change	Delivery Month	Open price	Price max	Price min	Last price	Closing price	Last Bid	Last Ask	Fixing price*	Life high	Life low	Trades	Volume	Open Interest
<b>HELLENiQ ENERGY (CR)</b>				(Contract Size: 100 Securities, Physical Delivery)													
8.28	8.14	8.14	-1.69%	March 2024	8.23	8.30	8.18	8.18	8.18	---	---	---	8.37	---	27	181	5,061
				June 2024	8.32	8.36	8.27	8.27	8.27	---	---	---	8.46	---	10	84	264
				September 2024	---	---	---	---	8.37	---	---	---	---	---	---	---	---
				December 2024	---	---	---	---	8.41	---	---	---	---	---	---	---	---
<b>INTRACOM HOLDINGS (CR)</b>				(Contract Size: 100 Securities, Physical Delivery)													
3.985	3.855	3.92	-0.51%	March 2024	3.93	3.95	3.89	3.94	3.94	---	---	---	4.36	---	19	123	8,436
				June 2024	3.91	4.04	3.91	3.95	3.95	---	---	---	4.30	---	12	113	510
				September 2024	---	---	---	---	3.98	---	---	---	---	---	---	---	---
				December 2024	---	---	---	---	4.00	---	---	---	---	---	---	---	---
<b>INTRAKAT (CR)</b>				(Contract Size: 100 Securities, Physical Delivery)													
5.64	5.54	5.61	0.36%	March 2024	5.52	5.65	5.52	5.56	5.56	---	---	---	5.65	---	10	75	2,930
				June 2024	5.55	5.66	5.55	5.55	5.55	---	---	---	5.66	---	4	25	613
				September 2024	---	---	---	---	5.65	---	---	---	---	---	---	---	---
				December 2024	---	---	---	---	5.68	---	---	---	---	---	---	---	---
<b>JUMBO SA (CR)</b>				(Contract Size: 100 Securities, Physical Delivery)													
27.2	26.68	26.68	-0.74%	March 2024	26.90	26.90	26.83	26.83	26.83	---	---	---	28.00	---	3	10	564
				June 2024	26.49	26.49	26.49	26.49	26.49	---	---	---	27.03	---	1	1	4
				September 2024	---	---	---	---	27.18	---	---	---	---	---	---	---	---
				December 2024	---	---	---	---	27.31	---	---	---	---	---	---	---	---
<b>LAMDA DEVELOPMENT SA (CR)</b>				(Contract Size: 100 Securities, Physical Delivery)													
6.86	6.77	6.86	0.00%	March 2024	6.80	6.86	6.80	6.86	6.86	---	---	---	7.37	---	5	39	7,737
				June 2024	6.94	6.94	6.93	6.93	6.93	---	---	---	6.97	---	5	50	15
				September 2024	---	---	---	---	6.94	---	---	---	---	---	---	---	---
				December 2024	---	---	---	---	6.97	---	---	---	---	---	---	---	---
<b>MIG (CR)</b>				(Contract Size: 100 Securities, Physical Delivery)													
4.27	4.22	4.22	-2.20%	March 2024	4.26	4.26	4.26	4.26	4.26	---	---	---	5.30	---	1	2	107
				June 2024	---	---	---	---	4.34	---	---	---	---	---	---	---	---
				September 2024	---	---	---	---	4.36	---	---	---	---	---	---	---	---
				December 2024	---	---	---	---	4.38	---	---	---	---	---	---	---	---
<b>MOTOR OIL (CR)</b>				(Contract Size: 100 Securities, Physical Delivery)													
27.56	27.24	27.4	-0.51%	March 2024	27.50	27.54	27.25	27.46	27.46	---	---	---	28.09	---	7	19	569
				June 2024	27.70	27.70	27.70	27.70	27.70	---	---	---	27.70	---	1	3	---
				September 2024	---	---	---	---	27.84	---	---	---	---	---	---	---	---
				December 2024	---	---	---	---	27.98	---	---	---	---	---	---	---	---

Derivatives notes

Fixing prices and final open positions can be retrieved from the following path <http://www.helex.gr/el/web/guest/statistics-end-of-day-derivatives>

Underlying Asset				Derivatives Market													
Price max	Price min	Closing price	change	Delivery Month	Open price	Price max	Price min	Last price	Closing price	Last Bid	Last Ask	Fixing price*	Life high	Life low	Trades	Volume	Open Interest
<b>MYTILINEOS (CR)</b>																	
(Contract Size: 100 Securities, Physical Delivery)																	
36.4	35.76	36	-0.28%	March 2024	36.28	36.28	35.83	36.05	36.05	---	---	---	39.80	---	36	129	4,894
				June 2024	36.57	36.64	36.45	36.59	36.59	---	---	---	37.31	---	16	99	116
				September 2024	---	---	---	---	36.50	---	---	---	---	---	---	---	---
				December 2024	---	---	---	---	36.68	---	---	---	---	---	---	---	---
<b>NATIONAL BANK (CR)</b>																	
(Contract Size: 100 Securities, Physical Delivery)																	
7.308	7.204	7.3	0.94%	March 2024	7.25	7.33	7.24	7.33	7.33	---	---	---	7.35	---	36	590	14,334
				June 2024	7.35	7.37	7.30	7.37	7.37	---	---	---	7.37	---	13	265	186
				September 2024	---	---	---	---	7.31	---	---	---	---	---	---	---	---
				December 2024	---	---	---	---	7.35	---	---	---	---	---	---	---	---
<b>OPAP (CR)</b>																	
(Contract Size: 100 Securities, Physical Delivery)																	
17.16	16.62	16.76	-1.59%	March 2024	17.08	17.15	16.77	16.77	16.77	---	---	---	17.33	---	17	49	1,375
				June 2024	16.97	16.99	16.58	16.65	16.65	---	---	---	16.99	---	14	55	25
				September 2024	---	---	---	---	17.22	---	---	---	---	---	---	---	---
				December 2024	---	---	---	---	17.30	---	---	---	---	---	---	---	---
<b>OPTIMA BANK (CR)</b>																	
(Contract Size: 100 Securities, Physical Delivery)																	
7.9	7.7	7.9	2.46%	March 2024	7.77	7.84	7.77	7.84	7.84	---	---	---	7.84	---	2	25	132
				June 2024	---	---	---	---	7.76	---	---	---	---	---	---	---	---
				September 2024	---	---	---	---	7.80	---	---	---	---	---	---	---	---
				December 2024	---	---	---	---	7.83	---	---	---	---	---	---	---	---
<b>OTE (CR)</b>																	
(Contract Size: 100 Securities, Physical Delivery)																	
13.76	13.35	13.44	-1.18%	March 2024	13.65	13.71	13.44	13.44	13.44	---	---	---	14.22	---	24	80	10,039
				June 2024	13.90	13.90	13.65	13.65	13.65	---	---	---	14.07	---	21	118	57
				September 2024	---	---	---	---	13.75	---	---	---	---	---	---	---	---
				December 2024	---	---	---	---	13.82	---	---	---	---	---	---	---	---
<b>P.P.A. S.A. (CR)</b>																	
(Contract Size: 100 Securities, Physical Delivery)																	
26	25.5	25.9	-0.19%	March 2024	25.68	25.68	25.68	25.68	25.68	---	---	---	26.80	---	1	2	103
				June 2024	25.94	25.94	25.94	25.94	25.94	---	---	---	25.94	---	1	5	---
				September 2024	---	---	---	---	26.24	---	---	---	---	---	---	---	---
				December 2024	---	---	---	---	26.37	---	---	---	---	---	---	---	---
<b>PIRAEUS FINANCIAL HOLD (CR)</b>																	
(Contract Size: 100 Securities, Physical Delivery)																	
4.164	4.098	4.164	0.24%	March 2024	4.17	4.17	4.10	4.16	4.16	---	---	---	4.22	---	528	13,428	72,446
				June 2024	4.20	4.21	4.15	4.21	4.21	---	---	---	4.26	---	102	3,869	1,626
				September 2024	---	---	---	---	4.20	---	---	---	---	---	---	---	---
				December 2024	---	---	---	---	4.22	---	---	---	---	---	---	---	---

Derivatives notes

Fixing prices and final open positions can be retrieved from the following path <http://www.helex.gr/el/web/guest/statistics-end-of-day-derivatives>

Underlying Asset				Derivatives Market													
Price max	Price min	Closing price	change	Delivery Month	Open price	Price max	Price min	Last price	Closing price	Last Bid	Last Ask	Fixing price*	Life high	Life low	Trades	Volume	Open Interest
<b>PPC (CR)</b>				(Contract Size: 100 Securities, Physical Delivery)													
11.92	11.64	11.76	0.77%	March 2024	11.71	11.93	11.65	11.80	11.80	---	---	---	12.76	---	72	731	29,042
				June 2024	12.04	12.05	11.97	11.98	11.98	---	---	---	12.75	---	49	809	1,860
				September 2024	---	---	---	---	11.80	---	---	---	---	---	---	---	---
				December 2024	---	---	---	---	11.86	---	---	---	---	---	---	---	---
<b>QUEST HOLDINGS (CR)</b>				(Contract Size: 100 Securities, Physical Delivery)													
6.25	6.08	6.09	-0.65%	March 2024	6.20	6.20	6.19	6.19	6.19	---	---	---	6.20	---	3	11	235
				June 2024	6.29	6.29	6.24	6.24	6.24	---	---	---	6.29	---	2	2	16
				September 2024	---	---	---	---	6.20	---	---	---	---	---	---	---	---
				December 2024	---	---	---	---	6.23	---	---	---	---	---	---	---	---
<b>TERNA ENERGY (CR)</b>				(Contract Size: 100 Securities, Physical Delivery)													
17.09	16.38	17.05	3.33%	March 2024	16.52	17.19	16.42	17.15	17.15	---	---	---	17.19	---	186	5,446	23,744
				June 2024	16.71	17.32	16.65	17.32	17.32	---	---	---	17.32	---	102	4,730	389
				September 2024	---	---	---	---	16.68	---	---	---	---	---	---	---	---
				December 2024	---	---	---	---	16.77	---	---	---	---	---	---	---	---
<b>TITAN CEMENT (CB)</b>				(Contract Size: 100 Securities, Physical Delivery)													
26.25	25.7	25.7	-1.15%	March 2024	26.04	26.04	26.04	26.04	26.04	---	---	---	26.61	---	1	1	221
				June 2024	---	---	---	---	26.35	---	---	---	26.29	---	---	---	5
				September 2024	---	---	---	---	26.29	---	---	---	---	---	---	---	---
				December 2024	---	---	---	---	26.42	---	---	---	---	---	---	---	---
<b>VIOHALCO SA/NV (CB)</b>				(Contract Size: 100 Securities, Physical Delivery)													
6	5.95	5.96	-1.32%	March 2024	6.01	6.01	5.96	5.96	5.96	---	---	---	6.62	---	35	122	5,427
				June 2024	6.10	6.10	6.03	6.03	6.03	---	---	---	6.43	---	13	40	93
				September 2024	---	---	---	---	6.11	---	---	---	---	---	---	---	---
				December 2024	---	---	---	---	6.14	---	---	---	---	---	---	---	---

Derivatives notes

Fixing prices and final open positions can be retrieved from the following path <http://www.helex.gr/el/web/guest/statistics-end-of-day-derivatives>

FTSE/Athex Large Cap

(Trade Unit: 1 Index Point x 2€ - Exercise Style: European, Cash Settlement)

Call Options																Put Options																	
March 2024								April 2024								Other Months		March 2024					April 2024					Other Months		Exercise Price			
Open price	Price max	Price min	Last price	Closing price	Volume	Open Interest	Open price	Price max	Price min	Last price	Closing price	Volume	Open Interest	Volume	Open Interest	Open price	Price max	Price min	Last price	Closing price	Volume	Open Interest	Open price	Price max	Price min	Last price	Closing price	Volume	Open Interest		Volume	Open Interest	
2,200	0.00	0.00	0.00	-	1,278.00	-	-	-	-	-	-	-	-	-	-	0.00	0.00	0.00	-	0.01	-	-	-	-	-	-	-	-	-	-	2,200		
2,250	0.00	0.00	0.00	-	1,228.00	-	-	-	-	-	-	-	-	-	-	0.00	0.00	0.00	-	0.01	-	-	-	-	-	-	-	-	-	-	2,250		
2,300	0.00	0.00	0.00	-	1,178.00	-	-	-	-	-	-	-	-	-	-	0.00	0.00	0.00	-	0.01	-	-	-	-	-	-	-	-	-	-	2,300		
2,350	0.00	0.00	0.00	-	1,128.00	-	-	-	-	-	-	-	-	-	-	0.00	0.00	0.00	-	0.01	-	-	-	-	-	-	-	-	-	-	2,350		
2,400	0.00	0.00	0.00	-	1,078.00	-	-	-	-	-	-	-	-	-	-	0.00	0.00	0.00	-	0.01	-	-	-	-	-	-	-	-	-	-	2,400		
2,450	0.00	0.00	0.00	-	1,028.00	-	-	-	-	-	-	-	-	-	-	0.00	0.00	0.00	-	0.01	-	-	-	-	-	-	-	-	-	-	2,450		
2,500	0.00	0.00	0.00	-	978.00	-	-	-	-	-	-	-	-	-	-	0.00	0.00	0.00	-	0.01	-	-	-	-	-	-	-	-	-	-	2,500		
2,550	0.00	0.00	0.00	-	928.00	-	-	-	-	-	-	-	-	-	-	0.00	0.00	0.00	-	0.01	-	-	-	-	-	-	-	-	-	-	2,550		
2,600	0.00	0.00	0.00	-	879.00	-	-	-	-	-	-	-	-	-	-	0.00	0.00	0.00	-	0.01	-	-	-	-	-	-	-	-	-	-	2,600		
2,650	0.00	0.00	0.00	-	829.00	-	-	-	-	-	-	-	-	-	-	0.00	0.00	0.00	-	0.01	-	-	-	-	-	-	-	-	-	-	2,650		
2,700	0.00	0.00	0.00	-	779.00	-	-	-	-	-	-	-	-	-	-	0.00	0.00	0.00	-	0.01	-	-	-	-	-	-	-	-	-	-	2,700		
2,750	0.00	0.00	0.00	-	729.00	-	-	-	-	-	-	-	-	-	-	0.00	0.00	0.00	-	0.01	-	-	-	-	-	-	-	-	-	-	2,750		
2,800	0.00	0.00	0.00	-	679.00	-	-	-	-	-	-	-	-	-	-	0.00	0.00	0.00	-	0.01	-	-	-	-	-	-	-	-	-	-	2,800		
2,850	0.00	0.00	0.00	-	629.00	-	-	-	-	-	-	-	-	-	-	0.00	0.00	0.00	-	0.02	-	-	-	-	-	-	-	-	-	-	2,850		
2,900	0.00	0.00	0.00	-	579.00	-	-	-	-	-	-	-	-	-	-	0.00	0.00	0.00	-	0.01	-	-	-	-	-	-	-	-	-	-	2,900		
2,950	0.00	0.00	0.00	-	529.00	-	-	-	-	-	-	-	-	-	-	0.00	0.00	0.00	-	0.01	-	-	-	-	-	-	-	-	-	-	2,950		
3,000	0.00	0.00	0.00	-	479.00	-	-	0.00	0.00	0.00	-	478.00	-	-	0.00	0.00	0.00	-	0.01	-	-	0.00	0.00	0.00	-	1.10	-	-	-	3,000			
3,050	0.00	0.00	0.00	-	429.00	-	-	0.00	0.00	0.00	-	430.00	-	-	0.00	0.00	0.00	-	0.01	-	-	0.00	0.00	0.00	-	2.10	-	-	-	3,050			
3,100	0.00	0.00	0.00	-	379.00	-	-	0.00	0.00	0.00	-	381.00	-	-	0.00	0.00	0.00	-	0.01	-	-	0.00	0.00	0.00	-	3.90	-	-	-	3,100			
3,150	0.00	0.00	0.00	-	329.00	-	-	0.00	0.00	0.00	-	335.00	-	-	0.00	0.00	0.00	-	0.04	-	-	0.00	0.00	0.00	-	6.90	-	-	-	3,150			
3,200	0.00	0.00	0.00	-	279.00	-	20	0.00	0.00	0.00	-	289.00	-	-	0.00	0.00	0.00	-	0.20	-	20	0.00	0.00	0.00	-	11.50	-	-	-	3,200			
3,250	0.00	0.00	0.00	-	230.00	-	-	0.00	0.00	0.00	-	246.00	-	-	0.00	0.00	0.00	-	0.78	-	23	0.00	0.00	0.00	-	18.50	-	-	-	3,250			
3,300	0.00	0.00	0.00	-	181.00	-	60	0.00	0.00	0.00	-	206.00	-	-	0.00	0.00	0.00	-	2.60	-	102	28.00	28.00	28.00	28.00	28.00	5	-	-	3,300			
3,350	0.00	0.00	0.00	-	136.00	-	41	0.00	0.00	0.00	-	170.00	-	2	0.00	0.00	0.00	-	7.00	-	212	0.00	0.00	0.00	-	41.25	-	20	-	3,350			
3,400	0.00	0.00	0.00	-	95.00	-	45	0.00	0.00	0.00	-	137.00	-	-	17.00	0.00	17.00	17.00	17.00	17.00	4	52	0.00	0.00	0.00	-	58.50	-	21	-	3,400		
3,450	0.00	0.00	0.00	-	61.50	-	3	0.00	0.00	0.00	-	108.00	-	40	24.25	0.00	24.25	24.25	24.25	24.25	5	27	0.00	0.00	0.00	-	79.50	-	22	-	3,450		
3,500	31.50	31.50	31.50	31.50	31.50	1	61	0.00	0.00	0.00	-	83.00	-	23	0.00	31.50	0.00	-	57.00	-	21	0.00	0.00	0.00	-	105.00	-	20	-	3,500			
3,550	0.00	0.00	0.00	-	19.00	-	20	0.00	0.00	0.00	-	63.00	-	22	0.00	0.00	0.00	-	90.00	-	10	0.00	0.00	0.00	-	134.00	-	20	-	3,550			
3,600	0.00	0.00	0.00	-	9.00	-	-	0.00	0.00	0.00	-	46.25	-	20	0.00	0.00	0.00	-	130.00	-	-	0.00	0.00	0.00	-	168.00	-	-	-	3,600			
3,650	0.00	0.00	0.00	-	3.80	-	-	0.00	0.00	0.00	-	33.50	-	-	0.00	0.00	0.00	-	175.00	-	-	0.00	0.00	0.00	-	204.00	-	-	-	3,650			
3,700	0.00	0.00	0.00	-	1.40	-	-	0.00	0.00	0.00	-	23.50	-	-	0.00	0.00	0.00	-	222.00	-	-	0.00	0.00	0.00	-	244.00	-	-	-	3,700			
3,750	0.00	0.00	0.00	-	0.46	-	-	0.00	0.00	0.00	-	16.25	-	-	0.00	0.00	0.00	-	271.00	-	-	0.00	0.00	0.00	-	287.00	-	-	-	3,750			
Totals:						1	250							0	107	0	0						9	467						5	103	0	0
Number of Trades:						1							0	0						3						1	0						

ALPHA SERVICES HOLD (CR)

(Contract Size: 100 Securities, Exercise Style: American, Physical Delivery)

Call Options														Put Options																		
March 2024							April 2024							Other Months		March 2024							April 2024							Other Months		Exercise Price
Open price	Price max	Price min	Last price	Closing price	Volume	Open Interest	Open price	Price max	Price min	Last price	Closing price	Volume	Open Interest	Volume	Open Interest	Open price	Price max	Price min	Last price	Closing price	Volume	Open Interest	Open price	Price max	Price min	Last price	Closing price	Volume	Open Interest	Volume	Open Interest	
0.800	0.000	0.000	0.000	0.950	-	-										0.000	0.000	0.000	0.001	-	-											0.008
0.850	0.000	0.000	0.000	0.900	-	-										0.000	0.000	0.000	0.001	-	-											0.009
0.900	0.000	0.000	0.000	0.850	-	-										0.000	0.000	0.000	0.002	-	-											0.009
0.950	0.000	0.000	0.000	0.801	-	-										0.000	0.000	0.000	0.003	-	-											0.010
1.000	0.000	0.000	0.000	0.751	-	-										0.000	0.000	0.000	0.001	-	-											0.010
1.100	0.000	0.000	0.000	0.651	-	-	0.000	0.000	0.000	0.653	-	-				0.000	0.000	0.000	0.001	-	-	0.000	0.000	0.000	0.001	-	-					0.011
1.200	0.000	0.000	0.000	0.551	-	-	0.000	0.000	0.000	0.553	-	-				0.000	0.000	0.000	0.002	-	-	0.000	0.000	0.000	0.001	-	-					0.012
1.300	0.000	0.000	0.000	0.451	-	-	0.000	0.000	0.000	0.453	-	-				0.000	0.000	0.000	0.001	-	-	0.000	0.000	0.000	0.001	-	-					0.013
1.400	0.000	0.000	0.000	0.351	-	-	0.000	0.000	0.000	0.354	-	-				0.000	0.000	0.000	0.001	-	-	0.000	0.000	0.000	0.001	-	-					0.014
1.500	0.000	0.000	0.000	0.252	-	-	0.000	0.000	0.000	0.259	-	-				0.000	0.000	0.000	0.001	-	-	0.000	0.000	0.000	0.005	-	-					0.015
1.600	0.000	0.000	0.000	0.158	-	-	0.000	0.000	0.000	0.172	-	-				0.000	0.000	0.000	0.008	-	-	0.000	0.000	0.000	0.018	-	-					0.016
1.700	0.000	0.000	0.000	0.082	-	1,000	0.000	0.000	0.000	0.102	-	-				0.000	0.000	0.000	0.031	-	-	0.000	0.000	0.000	0.048	-	-					0.017
1.800	0.000	0.000	0.000	0.034	-	-	0.000	0.000	0.000	0.054	-	-				0.000	0.000	0.000	0.083	-	-	0.000	0.000	0.000	0.100	-	-					0.018
1.900	0.000	0.000	0.000	0.010	-	-	0.000	0.000	0.000	0.025	-	-				0.000	0.000	0.000	0.160	-	-	0.000	0.000	0.000	0.171	-	-					0.019
2.000	0.000	0.000	0.000	0.002	-	-	0.000	0.000	0.000	0.010	-	-				0.000	0.000	0.000	0.252	-	-	0.000	0.000	0.000	0.257	-	-					0.020
2.200	0.000	0.000	0.000	0.001	-	-	0.000	0.000	0.000	0.001	-	-				0.000	0.000	0.000	0.450	-	-	0.000	0.000	0.000	0.450	-	-					0.022
2.400	0.000	0.000	0.000	0.001	-	-	0.000	0.000	0.000	0.001	-	-				0.000	0.000	0.000	0.650	-	-	0.000	0.000	0.000	0.650	-	-					0.024
2.600	0.000	0.000	0.000	0.001	-	-	0.000	0.000	0.000	0.001	-	-				0.000	0.000	0.000	0.850	-	-	0.000	0.000	0.000	0.850	-	-					0.026
Totals:					0	1,000					0	0	0	0	0						0	0										
Number of Trades:					0						0											0.00										

NATIONAL BANK (CR)

(Contract Size: 100 Securities, Exercise Style: American, Physical Delivery)

Call Options														Put Options																				
March 2024							April 2024							Other Months		March 2024							April 2024							Other Months		Exercise Price		
Exercise Price	Open price	Price max	Price min	Last price	Closing price	Volume	Open Interest	Open price	Price max	Price min	Last price	Closing price	Volume	Open Interest	Volume	Open Interest	Open price	Price max	Price min	Last price	Closing price	Volume	Open Interest	Open price	Price max	Price min	Last price	Closing price	Volume	Open Interest	Volume		Open Interest	
3.200	0.000	0.000	0.000		4.03	-	-										0.000	0.000	0.000		0.001	-	-										0.032	
3.400	0.000	0.000	0.000		3.83	-	-										0.000	0.000	0.000		0.001	-	-										0.034	
3.600	0.000	0.000	0.000		3.63	-	-										0.000	0.000	0.000		0.001	-	-										0.036	
3.800	0.000	0.000	0.000		3.43	-	-										0.000	0.000	0.000		0.002	-	-										0.038	
4.000	0.000	0.000	0.000		3.23	-	-										0.000	0.000	0.000		0.001	-	-										0.040	
4.400	0.000	0.000	0.000		2.83	-	-										0.000	0.000	0.000		0.001	-	-										0.044	
4.800	0.000	0.000	0.000		2.43	-	-	0.000	0.000	0.000		2.44	-	-			0.000	0.000	0.000		0.001	-	-	0.000	0.000	0.000		0.001	-	-			0.048	
5.200	0.000	0.000	0.000		2.03	-	-	0.000	0.000	0.000		2.04	-	-			0.000	0.000	0.000		0.001	-	-	0.000	0.000	0.000		0.001	-	-			0.052	
5.600	0.000	0.000	0.000		1.63	-	-	0.000	0.000	0.000		1.65	-	-			0.000	0.000	0.000		0.001	-	-	0.000	0.000	0.000		0.004	-	-			0.056	
6.000	0.000	0.000	0.000		1.23	-	-	0.000	0.000	0.000		1.26	-	-			0.000	0.000	0.000		0.001	-	-	0.000	0.000	0.000		0.018	-	-			0.060	
6.400	0.000	0.000	0.000		0.835	-	-	0.000	0.000	0.000		0.907	-	-			0.000	0.000	0.000		0.001	-	240	0.000	0.000	0.000		0.061	-	-			0.064	
6.800	0.000	0.000	0.000		0.458	-	2	0.000	0.000	0.000		0.601	-	-			0.000	0.000	0.000		0.024	-	-	0.000	0.000	0.000		0.154	-	-			0.068	
7.200	0.000	0.000	0.000		0.175	-	35	0.000	0.000	0.000		0.364	-	-			0.000	0.000	0.000		0.141	-	-	0.000	0.000	0.000		0.317	-	-			0.072	
7.600	0.000	0.000	0.000		0.040	-	-	0.000	0.000	0.000		0.203	-	-			0.000	0.000	0.000		0.407	-	-	0.000	0.000	0.000		0.556	-	-			0.076	
8.000	0.000	0.000	0.000		0.005	-	-	0.000	0.000	0.000		0.100	-	-			0.000	0.000	0.000		0.773	-	-	0.000	0.000	0.000		0.855	-	-			0.080	
8.400	0.000	0.000	0.000		0.001	-	-	0.000	0.000	0.000		0.047	-	-			0.000	0.000	0.000		1.17	-	-	0.000	0.000	0.000		1.20	-	-			0.084	
8.800	0.000	0.000	0.000		0.001	-	-	0.000	0.000	0.000		0.019	-	-			0.000	0.000	0.000		1.57	-	-	0.000	0.000	0.000		1.58	-	-			0.088	
9.200	0.000	0.000	0.000		0.001	-	-	0.000	0.000	0.000		0.007	-	-			0.000	0.000	0.000		1.97	-	-	0.000	0.000	0.000		1.97	-	-			0.092	
Totals:						0	37						0	0	0							0	240									0	0	
Number of Trades:						0							0	0	0							0.00										0	0	

OPAP (CR)

(Contract Size: 100 Securities, Exercise Style: American, Physical Delivery)

Call Options														Put Options																		
March 2024							April 2024							Other Months		March 2024							April 2024							Other Months		Exercise Price
Open price	Price max	Price min	Last price	Closing price	Volume	Open Interest	Open price	Price max	Price min	Last price	Closing price	Volume	Open Interest	Volume	Open Interest	Open price	Price max	Price min	Last price	Closing price	Volume	Open Interest	Open price	Price max	Price min	Last price	Closing price	Volume	Open Interest	Volume	Open Interest	
9.600	0.000	0.000	0.000	7.44	-	-										0.000	0.000	0.000	0.001	-	-											0.096
10.000	0.000	0.000	0.000	7.04	-	-										0.000	0.000	0.000	0.001	-	-											0.100
11.000	0.000	0.000	0.000	6.04	-	-	0.000	0.000	0.000	6.06	-	-				0.000	0.000	0.000	0.001	-	-	0.000	0.000	0.000	0.001	-	-				0.110	
12.000	0.000	0.000	0.000	5.04	-	-	0.000	0.000	0.000	5.06	-	-				0.000	0.000	0.000	0.001	-	-	0.000	0.000	0.000	0.001	-	-				0.120	
13.000	0.000	0.000	0.000	4.04	-	-	0.000	0.000	0.000	4.06	-	-				0.000	0.000	0.000	0.001	-	-	0.000	0.000	0.000	0.001	-	-				0.130	
14.000	0.000	0.000	0.000	3.04	-	-	0.000	0.000	0.000	3.07	-	-				0.000	0.000	0.000	0.001	-	-	0.000	0.000	0.000	0.003	-	-				0.140	
15.000	0.000	0.000	0.000	2.04	-	-	0.000	0.000	0.000	2.10	-	-				0.000	0.000	0.000	0.001	-	-	0.000	0.000	0.000	0.030	-	-				0.150	
16.000	0.000	0.000	0.000	1.04	-	-	0.000	0.000	0.000	1.23	-	-				0.000	0.000	0.000	0.003	-	32	0.179	0.179	0.173	0.173	0.173	20	0			0.160	
17.000	0.000	0.000	0.000	0.224	-	-	0.000	0.000	0.000	0.582	-	-				0.000	0.000	0.000	0.185	-	-	0.000	0.000	0.000	0.512	-	-				0.170	
18.000	0.000	0.000	0.000	0.007	-	-	0.000	0.000	0.000	0.218	-	-				0.000	0.000	0.000	0.972	-	-	0.000	0.000	0.000	1.15	-	-				0.180	
19.000	0.000	0.000	0.000	0.002	-	-	0.000	0.000	0.000	0.062	-	-				0.000	0.000	0.000	1.97	-	-	0.000	0.000	0.000	2.00	-	-				0.190	
20.000	0.000	0.000	0.000	0.001	-	-	0.000	0.000	0.000	0.013	-	-				0.000	0.000	0.000	2.97	-	-	0.000	0.000	0.000	2.97	-	-				0.200	
22.000	0.000	0.000	0.000	0.001	-	-	0.000	0.000	0.000	0.001	-	-				0.000	0.000	0.000	4.97	-	-	0.000	0.000	0.000	4.97	-	-				0.220	
24.000	0.000	0.000	0.000	0.001	-	-	0.000	0.000	0.000	0.001	-	-				0.000	0.000	0.000	6.97	-	-	0.000	0.000	0.000	6.97	-	-				0.240	
Totals:					0	0								0	0	0																
Number of Trades:					0									0	0																	

OTE (CR)

(Contract Size: 100 Securities, Exercise Style: American, Physical Delivery)

Exercise Price	Call Options													Put Options																			
	March 2024						April 2024						Other Months		March 2024						April 2024						Other Months		Exercise Price				
	Open price	Price max	Price min	Last price	Closing price	Volume	Open Interest	Open price	Price max	Price min	Last price	Closing price	Volume	Open Interest	Volume	Open Interest	Open price	Price max	Price min	Last price	Closing price	Volume	Open Interest	Open price	Price max	Price min	Last price	Closing price		Volume	Open Interest	Volume	Open Interest
9.200	0.000	0.000	0.000	4.41	-	-	0.000	0.000	0.000	4.42	-	-				0.000	0.000	0.000	0.001	-	-	0.000	0.000	0.000	0.001	-	-					0.092	
9.600	0.000	0.000	0.000	4.01	-	-	0.000	0.000	0.000	4.02	-	-				0.000	0.000	0.000	0.001	-	-	0.000	0.000	0.000	0.001	-	-				0.096		
10.000	0.000	0.000	0.000	3.61	-	-	0.000	0.000	0.000	3.62	-	-				0.000	0.000	0.000	0.001	-	-	0.000	0.000	0.000	0.001	-	-				0.100		
11.000	0.000	0.000	0.000	2.61	-	-	0.000	0.000	0.000	2.63	-	-				0.000	0.000	0.000	0.001	-	-	0.000	0.000	0.000	0.001	-	-				0.110		
12.000	0.000	0.000	0.000	1.61	-	20	0.000	0.000	0.000	1.66	-	-				0.000	0.000	0.000	0.001	-	5	0.000	0.000	0.000	0.029	-	-				0.120		
13.000	0.000	0.000	0.000	0.642	-	10	0.000	0.000	0.000	0.826	-	-				0.000	0.000	0.000	0.034	-	20	0.000	0.000	0.000	0.195	-	-				0.130		
14.000	0.000	0.000	0.000	0.080	-	7	0.000	0.000	0.000	0.298	-	-				0.000	0.000	0.000	0.474	-	5	0.000	0.000	0.000	0.667	-	-				0.140		
15.000	0.000	0.000	0.000	0.001	-	-	0.000	0.000	0.000	0.073	-	-				0.000	0.000	0.000	1.40	-	10	0.000	0.000	0.000	1.45	-	-				0.150		
16.000	0.000	0.000	0.000	0.001	-	-	0.000	0.000	0.000	0.012	-	-				0.000	0.000	0.000	2.40	-	-	0.000	0.000	0.000	2.40	-	-				0.160		
17.000	0.000	0.000	0.000	0.001	-	-	0.000	0.000	0.000	0.001	-	-				0.000	0.000	0.000	3.40	-	-	0.000	0.000	0.000	3.40	-	-				0.170		
18.000	0.000	0.000	0.000	0.001	-	-	0.000	0.000	0.000	0.001	-	-				0.000	0.000	0.000	4.40	-	-	0.000	0.000	0.000	4.40	-	-				0.180		
19.000	0.000	0.000	0.000	0.001	-	-	0.000	0.000	0.000	0.001	-	-				0.000	0.000	0.000	5.40	-	-	0.000	0.000	0.000	5.40	-	-				0.190		
20.000	0.000	0.000	0.000	0.001	-	-					-	-				0.000	0.000	0.000	6.40	-	-					-	-				0.200		
22.000	0.000	0.000	0.000	0.001	-	-					-	-				0.000	0.000	0.000	8.40	-	-					-	-				0.220		
Totals:						0	37						0	0	0							0	40							0	70	0	0
Number of Trades:						0							0		0							0.00								0		0	



PIRAEUS FINANCIAL HOLD (CR)

(Contract Size: 100 Securities, Exercise Style: American, Physical Delivery)

Call Options														Put Options																		
March 2024							April 2024							Other Months		March 2024							April 2024							Other Months		Exercise Price
Open price	Price max	Price min	Last price	Closing price	Volume	Open Interest	Open price	Price max	Price min	Last price	Closing price	Volume	Open Interest	Volume	Open Interest	Open price	Price max	Price min	Last price	Closing price	Volume	Open Interest	Open price	Price max	Price min	Last price	Closing price	Volume	Open Interest	Volume	Open Interest	
1.300	0.000	0.000	0.000	2.85	-	-										0.000	0.000	0.000	0.001	-	-											0.013
1.400	0.000	0.000	0.000	2.75	-	-										0.000	0.000	0.000	0.001	-	-											0.014
1.500	0.000	0.000	0.000	2.65	-	-										0.000	0.000	0.000	0.001	-	-											0.015
1.600	0.000	0.000	0.000	2.55	-	-										0.000	0.000	0.000	0.001	-	-											0.016
1.700	0.000	0.000	0.000	2.45	-	-										0.000	0.000	0.000	0.001	-	-											0.017
1.800	0.000	0.000	0.000	2.35	-	-										0.000	0.000	0.000	0.001	-	-											0.018
1.900	0.000	0.000	0.000	2.25	-	-										0.000	0.000	0.000	0.001	-	-											0.019
2.000	0.000	0.000	0.000	2.15	-	-										0.000	0.000	0.000	0.001	-	-											0.020
2.200	0.000	0.000	0.000	1.95	-	-										0.000	0.000	0.000	0.001	-	-											0.022
2.400	0.000	0.000	0.000	1.75	-	-	0.000	0.000	0.000		1.76	-	-			0.000	0.000	0.000	0.002	-	-	0.000	0.000	0.000	0.001	-	-					0.024
2.600	0.000	0.000	0.000	1.55	-	-	0.000	0.000	0.000		1.56	-	-			0.000	0.000	0.000	0.001	-	-	0.000	0.000	0.000	0.001	-	-					0.026
2.800	0.000	0.000	0.000	1.35	-	-	0.000	0.000	0.000		1.36	-	-			0.000	0.000	0.000	0.001	-	-	0.000	0.000	0.000	0.001	-	-					0.028
3.000	0.000	0.000	0.000	1.15	-	-	0.000	0.000	0.000		1.16	-	-			0.000	0.000	0.000	0.001	-	-	0.000	0.000	0.000	0.001	-	-					0.030
3.200	0.000	0.000	0.000	0.952	-	-	0.000	0.000	0.000		0.960	-	-			0.000	0.000	0.000	0.001	-	-	0.000	0.000	0.000	0.002	-	-					0.032
3.400	0.000	0.000	0.000	0.752	-	-	0.000	0.000	0.000		0.768	-	-			0.000	0.000	0.000	0.001	-	-	0.000	0.000	0.000	0.009	-	-					0.034
3.600	0.000	0.000	0.000	0.554	-	30	0.000	0.000	0.000		0.586	-	-			0.000	0.000	0.000	0.002	-	-	0.000	0.000	0.000	0.027	-	-					0.036
3.800	0.000	0.000	0.000	0.364	-	-	0.000	0.000	0.000		0.424	-	-			0.000	0.000	0.000	0.012	-	-	0.000	0.000	0.000	0.065	-	-					0.038
4.000	0.000	0.000	0.000	0.201	-	-	0.000	0.000	0.000		0.288	-	-			0.000	0.000	0.000	0.049	-	-	0.000	0.000	0.000	0.128	-	-					0.040
4.400	0.000	0.000	0.000	0.030	-	-	0.000	0.000	0.000		0.110	-	-			0.000	0.000	0.000	0.279	-	-	0.000	0.000	0.000	0.351	-	-					0.044
4.800	0.000	0.000	0.000	0.002	-	-	0.000	0.000	0.000		0.032	-	-			0.000	0.000	0.000	0.651	-	-	0.000	0.000	0.000	0.674	-	-					0.048
5.200	0.000	0.000	0.000	0.001	-	-	0.000	0.000	0.000		0.008	-	-			0.000	0.000	0.000	1.05	-	-	0.000	0.000	0.000	1.05	-	-					0.052
5.600	0.000	0.000	0.000	0.001	-	-	0.000	0.000	0.000		0.001	-	-			0.000	0.000	0.000	1.45	-	-	0.000	0.000	0.000	1.45	-	-					0.056
6.000	0.000	0.000	0.000	0.001	-	-	0.000	0.000	0.000		0.001	-	-			0.000	0.000	0.000	1.85	-	-	0.000	0.000	0.000	1.85	-	-					0.060
6.400	0.000	0.000	0.000	0.001	-	-	0.000	0.000	0.000		0.001	-	-			0.000	0.000	0.000	2.25	-	-	0.000	0.000	0.000	2.25	-	-					0.064
Totals:					0	30						0	0	0							0	0										
Number of Trades:					0							0	0								0.00											

PPC (CR)

(Contract Size: 100 Securities, Exercise Style: American, Physical Delivery)

Call Options														Put Options																			
March 2024							April 2024							Other Months		March 2024							April 2024							Other Months		Exercise Price	
Open price	Price max	Price min	Last price	Closing price	Volume	Open Interest	Open price	Price max	Price min	Last price	Closing price	Volume	Open Interest	Volume	Open Interest	Open price	Price max	Price min	Last price	Closing price	Volume	Open Interest	Open price	Price max	Price min	Last price	Closing price	Volume	Open Interest	Volume	Open Interest		
5.600	0.000	0.000	0.000	6.07	-	-										0.000	0.000	0.000	0.001	-	-											0.056	
6.000	0.000	0.000	0.000	5.67	-	-										0.000	0.000	0.000	0.001	-	-											0.060	
6.400	0.000	0.000	0.000	5.27	-	-										0.000	0.000	0.000	0.001	-	-											0.064	
6.800	0.000	0.000	0.000	4.87	-	-										0.000	0.000	0.000	0.001	-	-											0.068	
7.200	0.000	0.000	0.000	4.47	-	-										0.000	0.000	0.000	0.001	-	-											0.072	
7.600	0.000	0.000	0.000	4.07	-	-										0.000	0.000	0.000	0.001	-	-											0.076	
8.000	0.000	0.000	0.000	3.67	-	-										0.000	0.000	0.000	0.001	-	-											0.080	
8.400	0.000	0.000	0.000	3.27	-	-										0.000	0.000	0.000	0.001	-	-											0.084	
8.800	0.000	0.000	0.000	2.87	-	-	0.000	0.000	0.000		2.89	-	-			0.000	0.000	0.000	0.001	-	-	0.000	0.000	0.000		0.003	-	-			0.088		
9.200	0.000	0.000	0.000	2.48	-	-	0.000	0.000	0.000		2.50	-	-			0.000	0.000	0.000	0.001	-	-	0.000	0.000	0.000		0.009	-	-			0.092		
9.600	0.000	0.000	0.000	2.08	-	-	0.000	0.000	0.000		2.12	-	-			0.000	0.000	0.000	0.001	-	-	0.000	0.000	0.000		0.023	-	-			0.096		
10.000	0.000	0.000	0.000	1.68	-	-	0.000	0.000	0.000		1.75	-	-			0.000	0.000	0.000	0.001	-	-	0.000	0.000	0.000		0.053	-	-			0.100		
11.000	0.000	0.000	0.000	0.715	-	16	0.000	0.000	0.000		0.950	-	-			0.000	0.000	0.000	0.039	-	-	0.000	0.000	0.000		0.253	-	-			0.110		
12.000	0.000	0.000	0.000	0.122	-	1	0.000	0.000	0.000		0.416	-	-			0.000	0.000	0.000	0.446	-	16	0.000	0.000	0.000		0.718	-	-			0.120		
13.000	0.000	0.000	0.000	0.005	-	26	0.000	0.000	0.000		0.145	-	5			0.000	0.000	0.000	1.33	-	10	0.000	0.000	0.000		1.45	-	-			0.130		
14.000	0.000	0.000	0.000	0.001	-	-	0.000	0.000	0.000		0.041	-	-			0.000	0.000	0.000	2.33	-	-	0.000	0.000	0.000		2.35	-	-			0.140		
15.000	0.000	0.000	0.000	0.001	-	-	0.000	0.000	0.000		0.009	-	-			0.000	0.000	0.000	3.33	-	-	0.000	0.000	0.000		3.33	-	-			0.150		
16.000	0.000	0.000	0.000	0.002	-	-	0.000	0.000	0.000		0.002	-	-			0.000	0.000	0.000	4.33	-	-	0.000	0.000	0.000		4.33	-	-			0.160		
17.000	0.000	0.000	0.000	0.001	-	-	0.000	0.000	0.000		0.001	-	-			0.000	0.000	0.000	5.33	-	-	0.000	0.000	0.000		5.33	-	-			0.170		
18.000	0.000	0.000	0.000	0.001	-	-	0.000	0.000	0.000		0.001	-	-			0.000	0.000	0.000	6.33	-	-	0.000	0.000	0.000		6.33	-	-			0.180		
Totals:					0	43						0	5	0	0							0	26							0	10	0	0
Number of Trades:					0							0		0								0.00								0		0	

Lending Products	Underlying Title	Open Interest[5]	Multilateral Transactions[1]				Bilateral Transactions[2]		Stock Borrowing through OTC (volume)[3]	
			Volume(Offered)	Average Weighted	Transactions volume	Average Weighted	Transactions Volume	Average Weighted	Transactions Volume	
ADMIEBOR	ADMIE (IPTO) HOLDING S.A. (CR)	---	---	---	---	---	---	---	392,580	
AEGNBOR	AEGEAN AIRLINES (CR)	---	---	---	---	---	---	---	186,896	
AETFBOR	ALPHA ETF FTSE Athex Large Cap	---	---	---	---	500	1.50%	---	---	
ALPHABOR	ALPHA SERVICES HOLD (CR)	18,506	---	---	---	---	---	---	58,704,045	
OTOELBOR	AUTOHELLAS SA (CR)	1,500	---	---	---	---	---	---	87,389	
AVAXBOR	AVAX S.A. (CR)	2,000	---	---	---	---	---	---	---	
EEEBOR	CC HBC AG (CR)	2,829	---	---	500	4.88%	---	---	44,377	
CENERBOR	CENERGY HOLDINGS (CB)	---	---	---	---	---	---	---	4,960	
ELLAKTORBOR	ELLAKTOR (CR)	2,681	---	---	---	---	---	---	137,576	
ELHABOR	ELVALHALCOR (CR)	788	---	---	---	---	---	---	64,887	
EUROBBOR	EUROBANK HOLDINGS (CR)	---	---	---	---	---	---	---	35,086,320	
EYDAPBOR	EYDAP S.A. (CR)	845	---	---	---	---	---	---	289,813	
FOYRKBOR	FOURLIS (CR)	230	---	---	---	---	---	---	10,875	
GEKTERNABOR	GEK TERNA (CR)	---	---	---	---	---	---	---	6,203,698	
SARBOR	GR. SARANTIS S.A. (CR)	817	---	---	---	---	---	---	90,921	
EXAEBOR	HELLENIC EXCHANGES-A.S.E. (CR)	200	---	---	---	---	---	---	167,047	
ELPEBOR	HELLENIQ ENERGY (CR)	---	---	---	---	---	---	---	299,071	
INTRKBOR	INTRACOM HOLDINGS (CR)	---	---	---	---	---	---	---	5,607	
INKATBOR	INTRAKAT (CR)	---	---	---	---	---	---	---	80,000	
BELABOR	JUMBO SA (CR)	12,609	---	---	---	---	---	---	210,665	
LAMDABOR	LAMDA DEVELOPMENT SA (CR)	400	---	---	---	---	---	---	223,277	
MIGBOR	MIG (CR)	1,992	---	---	---	---	---	---	40,179	
MOHBOR	MOTOR OIL (CR)	20,881	---	---	---	---	---	---	439,057	
MYTILBOR	MYTILINEOS (CR)	761	---	---	---	---	---	---	156,348	
ETEBOR	NATIONAL BANK (CR)	509	---	---	---	---	---	---	14,095,296	
OPAPBOR	OPAP (CR)	---	---	---	---	---	---	---	1,617,545	
OPTIMABOR	OPTIMA BANK (CR)	2,102	---	---	---	---	---	---	8,394	
HTOBOR	OTE (CR)	250	---	---	---	---	---	---	1,800,231	
PPABOR	P.P.A. S.A. (CR)	2,000	---	---	---	---	---	---	65,287	
TPEIRBOR	PIRAEUS FINANCIAL HOLD (CR)	---	---	---	---	---	---	---	895,291	
PPCBOR	PPC (CR)	500	---	---	15	4.88%	---	---	1,278,881	

## Stock Lending Notes

[1] - Multilateral contracts Lending or Borrowing as per Methods 8-1, 8-2 and 8-3-3 (According to ATHEX BoD Resolution No.17)

[2] - Bilateral Contracts Lending or Borrowing as per Methods 8-3-1 and 8-3-2 (According to ATHEX BoD Resolution No.20 )

[3] - The information concerning OTC Stock Borrowing Transactions is based on the statements of the Dematerialised Securities System (DSS) operators involved and refers to volumes that have been registered up until the previous working day.

[4] - Average Price (Volume weighted)

[5] - The Data concerning Open Interest before the start of trading session

Lending Products	Underlying Title	Open Interest[5]	Multilateral Transactions[1]				Bilateral Transactions[2]		Stock Borrowing through OTC (volume)[3]	
			Volume(Offered)	Average Weighted	Transactions volume	Average Weighted	Transactions Volume	Average Weighted	Transactions Volume	
QUALBOR	QUALITY & RELIABILITY SA (CR)	---	---	---	---	---	---	---	---	
QUESTBOR	QUEST HOLDINGS (CR)	391	---	---	---	---	---	---	21,333	
TENERGYBOR	TERNA ENERGY (CR)	---	---	---	---	---	---	---	278,050	
TITCBOR	TITAN CEMENT (CB)	7,615	---	---	---	---	---	---	228,626	
VIOBOR	VIOHALCO SA/NV (CB)	744	---	---	---	---	---	---	---	

## Stock Lending Notes

[1] - Multilateral contracts Lending or Borrowing as per Methods 8-1, 8-2 and 8-3-3 (According to ATHEX BoD Resolution No.17)

[2] - Bilateral Contracts Lending or Borrowing as per Methods 8-3-1 and 8-3-2 (According to ATHEX BoD Resolution No.20 )

[3] - The information concerning OTC Stock Borrowing Transactions is based on the statements of the Dematerialised Securities System (DSS) operators involved and refers to volumes that have been registered up until the previous working day.

[4] - Average Price (Volume weighted)

[5] - The Data concerning Open Interest before the start of trading session

## Sectors codification for listed companies

12003-	ETF	10101010	Computer Services
10101015	Software	10102030	Computer Hardware
15101010	Telecommunications Equipment	15102015	Telecommunications Services
20101010	Health Care Facilities	20101025	Health Care Services
20102010	Medical Equipment	20103015	Pharmaceuticals
30101010	Banks	30202000	Diversified Financial Services
30202010	Asset Managers & Custodians	30202015	Investment Services
30204000	Closed End Investments	30302010	Full Line Insurance
30302015	Insurance Brokers	30302025	Property and Casualty Insurance
35101010	Real Estate Holding and Development	35101015	Real Estate Services
35102000	Diversified REITs	35102030	Office REITs
35102045	Retail REITs.	40201040	Rental & Leasing Services: Consumer
40202010	Home Construction	40202015	Household Furnishings
40202020	Household Appliance	40203040	Electronic Entertainment
40204020	Clothing & Accessories	40301010	Entertainment
40301030	Publishing	40301035	Radio & TV Broadcasters
40401010	Diversified Retailers	40401020	Apparel Retailers
40401025	Home Improvement Retailers	40401030	Specialty Retailers
40501010	Airlines	40501015	Travel & Tourism
40501020	Casinos & Gambling	40501025	Hotels & Motels
45101015	Distillers & Vintners	45101020	Soft Drinks
45102010	Farming Fishing Ranching & Plantations	45102020	Food Products
45103010	Tobacco	45201010	Food Retailers & Wholesalers
45201020	Personal Products	50101010	Construction
50101020	Building Roof/Wallboard and Plumbing	50101030	Cement
50101035	Building Materials: Other	50202010	Electrical Components
50203015	Plastics	50203030	Containers & Packaging
50204000	Machinery: Industrial	50204020	Machinery: Construction & Handling
50205010	Industrial Suppliers	50205020	Back Office Support HR & Consulting
50205030	Forms & Bulk Printing Services	50206015	Commercial Vehicles & Parts
50206030	Marine Transportation	50206060	Transportation Services
55101000	Diversified Materials	55101020	Textile Products
55102000	General Mining	55102010	Iron & Steel
55102015	Metal Fabricating	55102035	Aluminum
60101020	Oil Refining and Marketing	65101010	Alternative Electricity
65101015	Conventional Electricity	65102000	Multi-Utilities
65102030	Water		



**ATHEX**  
Athens Stock Exchange

Λεωφ. Αθηνών 110 104 42 Αθήνα  
110, Athinon Ave. GR 104 42 Athens  
tel. (+30)210-33.66.800, fax (+30)210-33.66.101  
[www.athexgroup.gr](http://www.athexgroup.gr)