

24

Ημερήσιο Δελτίο
Συναλλακτικής Δραστηριότητας

Daily Official List
of Trading Activity

Tuesday, 5 March, 2024

Year: 145 Trading Day No: 46



ATHEXGROUP
Athens Exchange Group

Disclaimer:

Hellenic Exchanges-Athens Stock Exchange S.A endeavours to ensure that the data and other material ("Information") presented on the Daily Official List are accurate and complete, but it is not liable for any errors or omissions of data or /and for the accuracy, credibility, updating and completeness of the aforesaid information nor it has any liability arising directly or indirectly from the use of the above Information.

The Company is not liable for the accuracy of the data included in listed companies' announcements. Only the sender of such an announcement is fully and solely liable for any infringement of third party's rights from the content of such announcement. All contents of the Daily Official List are provided only for information purposes and do not constitute investment advice or solicitation to invest in securities or other products listed for trading on the Exchange.

You acknowledge and agree that the Company is the owner of any property rights related to any Information appearing on the Daily Official List including intellectual property rights copyright, trademarks, etc.

The above data are a property of the Hellenic Exchanges-Athens Exchange and are copyright protected. Users are forbidden to reproduce, modify, copy, sale, transmit or redistribute, by all reproduction means and methods, part or the whole of the above data, without reference to their source.

The commercial exploitation of these data is, also, forbidden by third parties. Hellenic Exchanges-Athens Exchange does not carry any responsibility, direct or indirect, derived from usage or accidental alteration of the above data when used by third parties.

Hellenic Exchanges – Athens Stock Exchange S.A.

110 Athinon Ave., 10442 Athens, Tel: (210) 33.66.800, Fax: (210) 32.13.938

www.athexgroup.gr

Thessalonica Stock Exchange Center (T.S.E.C)

16-18 Katouni Str., Thessalonica 546 25 Tel: (2310) 567.667, Fax: (2310) 530.545

Athex Members Guarantee Fund

14-16 Fidiou Str., Athens 106 78, Tel: (210) 33.04.682, Fax: (210) 33.04.155

Hellenic Republic Capital Market Commission

1 Kolokotroni Str. & 1 Stadiou Str., Athens 10562 Tel: (210) 33.77.100 Fax: (210) 33.77.173

Table of Contents

Section 1: Statistical Figures of Securities, Derivatives and Lending

Summary of Markets

Athex Indices

Analytic Figures for Athex Market's Boards and Categories

Trading Details by Athex Sectors and Financial Instruments (ETFs)

Top 10 best & worst performing Shares

Derivatives Summary

Section 2: Analytic Figures of Shares Transactions

Analytic Figures of Shares Transactions

Shares' Notes

Section 3: Figures of Securities Transactions

Securities Blocks Details

Shares Rights Details

Stock Borrowing

Forced Sales Details

Forced Sales Registered Shares

Exchange Traded Funds (ETFs) Characteristics

Section 5: Bonds traded in Fixed Income Assets Market

Convertible Corporate Bonds - Regulated Market

Non Convertible Corporate Bonds - Regulated Market

Government Bonds

Treasury Bills & Zero Coupon Government Bonds

Government Bonds Traded with the Open Outcry Method

State Banks Bonds

Section 6: Additional Infos

Athex & ATHEXClear Members List

List of Stocks under Market Making operations

Section 7: Derivatives Market Analytic Figures

Index Futures

Stock Futures

Index Options

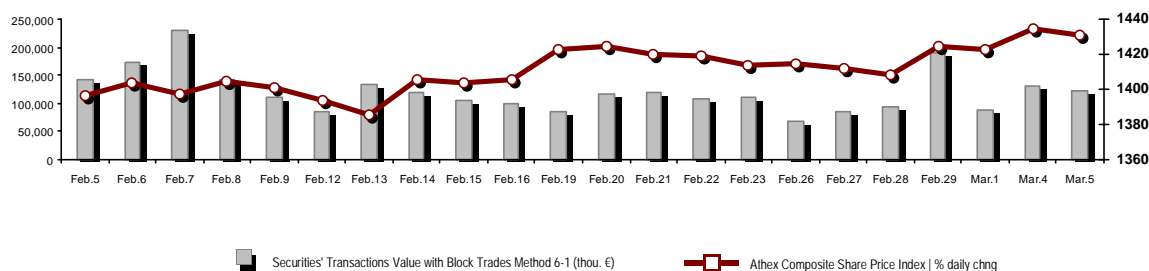
Stock Options

Stock Lending Analytic Figures

Appendix A: Sectors codification for listed companies

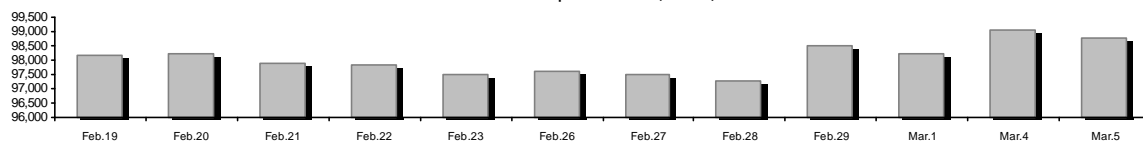
Summary of Markets

Athex Composite Share Price Index vs Shares and Derivatives Transactions Value

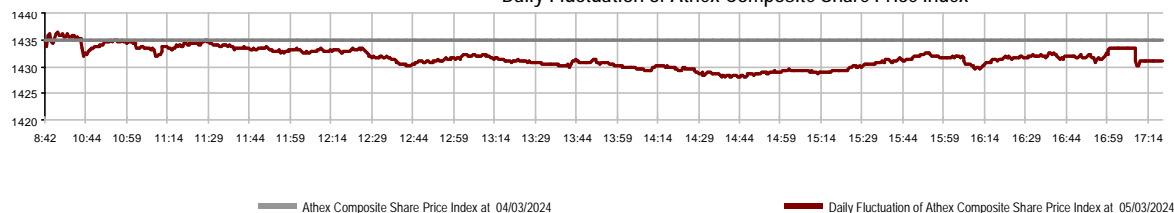


Athex Capitalisation (mill. €) **: 98,779.36	Derivatives Total Open Interest: 506,369
Daily change: mill. € %: -259.73 -0.26%	in Index Futures % daily chng: 6,900 8.00%
Yearly Avg Capitalisation: mill. € % chng prev year Avg: 93,834.42 16.73%	in Stock Futures % daily chng: 497,023 0.82%
Athex Composite Share Price Index % daily chng: 1,430.94 -0.27%	in Index Options % daily chng: 906 9.29%
Athex Composite Share Price Index Capitalisation (mill. €): 90,150.77	in Stock Options % daily chng: 1,540 0.33%
Daily change (mill. €): -285.75	
Securities' Transactions Value with Block Trades Method 6-1 (t): 123,310.39	Derivatives Contracts Volume: 18,207
Daily change: %: -6,331.35 -4.88%	Daily change: pieces %: -28,884 -61.34%
YtD Avg Trans. Value: thou. € % chng prev year Avg: 110,998.09 1.30%	YtD Avg Derivatives Contracts % chng prev year Avg: 26,091 -40.65%
Blocks Transactions Value of Method 6-1 (thou. €): 32,573.20	Derivatives Trades Number: 1,093
Blocks Transactions Value of Method 6-2 & 6-3 (thou. €): 7.27	Daily change: number %: -1,221 -52.77%
Bonds Transactions Value (thou.€): 1,232.38	YtD Avg Trades number % chng prev year Avg: 1,885 -19.14%
Securities' Transactions Volume with Block Trades Method 6-1 (tho): 24,429.42	Lending Total Open Interest: 70,600
Daily change: thou. pieces %: -3,078.83 -11.19%	Daily change: pieces %: -9,590 -11.96%
YtD Avg Volume: % chng prev year Avg: 25,544.01 -24.02%	Lending Volume (Multilateral/Bilateral): 10,550
Blocks Transactions Volume of Method 6-1 (thou. Pieces): 6,273.80	Daily change: pieces %: 8,840
Blocks Transactions Volume of Method 6-2 & 6-3 (thou. Pieces): 11.71	Multilateral Lending: 10,550
Bonds Transactions Volume: 1,278,000	Bilateral Lending: 0
Securities' Trades Number with Block Trades Method 6-1: 37,797	Lending Trades Number: 4
Daily change: number %: -5,140 -11.97%	Daily change: %: 3
YtD Avg Trades number % chng prev year Avg: 39,084 7.90%	Multilateral Lending Trades Number: 4
Number of Blocks Method 6-1: 12	Bilateral Lending Trades Number: 0
Number of Blocks Method 6-2 & 6-3: 2	
Number of Bonds Transactions: 243	

Athex Capitalisation (mill. €) **



Daily Fluctuation of Athex Composite Share Price Index



Athex Indices

Index name	05/03/2024	04/03/2024	pts.	%	Min	Max	Year min	Year max	Year change
Athex Composite Share Price Index	1,430.94 €	1,434.87	-3.93	-0.27%	1,428.00	1,436.44	1,293.14	1,437.65	10.66% #
Athex Composite Index Total Return Index	2,609.11 €	2,616.26	-7.15	-0.27%	2,603.75	2,619.13	2,355.44	2,621.34	10.77% #
Athex ESG Index	1,631.44 €	1,641.14	-9.70	-0.59%	1,630.88	1,642.70	1,471.77	1,643.01	10.85% #
ATHEX Alternative Market Price Index	12,810.83 €	12,814.96	-4.13	-0.03%	12,793.65	13,012.28	9,352.11	13,974.15	36.98% #
FTSE/Athex Large Cap	3,468.60 €	3,490.83	-22.23	-0.64%	3,468.60	3,495.52	3,122.79	3,495.52	11.07% #
FTSE/Athex Mid Cap Index	2,452.40 #	2,448.77	3.63	0.15%	2,445.59	2,459.55	2,212.15	2,459.55	8.96% #
FTSE/ATHEX High Dividend Yield Index	4,165.64 #	4,161.92	3.72	0.09%	4,146.87	4,182.26	3,752.57	4,182.26	10.45% #
FTSE/Athex Market Index	828.48 €	832.77	-4.29	-0.52%	828.48	834.20	746.82	834.20	10.93% #
FTSE/Athex Banks	1,252.66 €	1,266.75	-14.09	-1.11%	1,252.66	1,266.75	1,057.67	1,266.97	18.00% #
FTSE/ATHEX TECHNOLOGY & TELECOMMUNICAT	5,524.86 #	5,503.23	21.63	0.39%	5,502.33	5,561.52	4,915.95	5,561.52	8.92% #
FTSE/ATHEX FINANCIAL SERVICES	5,901.29 €	5,966.05	-64.76	-1.09%	5,901.29	5,966.05	4,996.31	5,967.11	17.69% #
FTSE/ATHEX REAL ESTATE	4,899.82 #	4,897.72	2.10	0.04%	4,873.36	4,910.33	4,836.39	5,120.52	-1.22% €
FTSE/ATHEX CONSUMER DISCRETIONARY	5,474.31 €	5,537.32	-63.01	-1.14%	5,467.07	5,557.48	4,993.33	5,557.48	9.14% #
FTSE/ATHEX CONSUMER STAPLES	5,722.90 #	5,667.46	55.44	0.98%	5,667.46	5,733.40	5,069.68	5,770.97	12.47% #
FTSE/ATHEX INDUSTRIALS	5,714.15 #	5,685.75	28.40	0.50%	5,663.16	5,716.37	5,044.08	5,749.70	12.45% #
FTSE/ATHEX BASIC MATERIALS	5,479.37 €	5,531.61	-52.24	-0.94%	5,469.58	5,565.61	4,869.63	5,876.05	12.52% #
FTSE/ATHEX ENERGY & UTILITIES	5,193.04 €	5,226.37	-33.33	-0.64%	5,181.07	5,229.31	4,987.63	5,361.67	4.12% #
Athex All Share Index	331.12 €	332.01	-0.89	-0.27%	331.12	331.12	304.60	332.01	9.64% #
Hellenic Mid & Small Cap Index	2,081.25 #	2,077.07	4.18	0.20%	2,070.88	2,083.74	1,929.00	2,087.26	7.89% #
FTSE/Athex Large Cap Total Return	5,743.20 €	5,780.01	-36.81	-0.64%			5,201.70	5,780.01	11.15% #
FTSE/Athex Mid Cap Total Return	3,302.69 #	3,297.80	4.89	0.15%			3,005.84	3,302.69	8.96% #
MSCI GREECE REBASED	5,569.03 €	5,632.34	-63.31	-1.12%	5,569.03	5,632.34	4,984.69	5,636.99	11.72% #
Hellenic Corporate Bond Index	130.53 #	130.50	0.03	0.02%			129.54	130.53	0.69% #
Hellenic Corporate Bond Price Index	90.81 €	90.81	-0.01	-0.01%			90.52	90.97	0.18% #

Note 1: FTSE/Med 100, Hellenic Corporate Bond Price Index and Hellenic Corporate Bond Index closing prices refer to the previous trading day of 01/03/2024.

Note 2: The Hellenic Mid & Small Cap Index is a Customized index calculated by the Athens Exchange.

Analytic Figures for Athex Market's Boards and Categories

	Total Traded Securities	Main Market	Surveillance	Exchange Traded Funds (ETFs)
Totals	129	120	8	1
Gain / Lose / Same:	54 / 48 / 27	51 / 46 / 23	3 / 1 / 4	0 / 1 / 0
Athex Capitalisation (mill. €) **	98,779.36	98,680.50	98.86	
Daily Average Trans/ons Value(thou.€)	110,998.09	110,683.27	63.52	313.52
Transactions Value	123,317.67	123,093.79	53.48	170.41
Main Board:	90,737.19	90,513.31	53.48	170.41
Blocks Board 6_2_3:	32,580.48	32,580.48	0.00	0.00
Forced Sales Board:	0.00	0.00	0.00	0.00
Special Terms Board:	0.00	0.00	0.00	0.00
Daily Average Transactions Volume	25,544,011	25,255,419	296,481	9,264
Transactions Volume	24,441,131	24,255,259	181,013	4,859
Main Board:	18,155,619	17,969,747	181,013	4,859
Blocks Board 6_2_3:	6,285,512	6,285,512	0	0
Forced Sales Board:	0	0	0	0
Special Terms Board:	0	0	0	0
Daily Average Number of Trades	39,084	38,920	94	71
Number of Trades	37,799	37,653	91	55
Main Board:	37,785	37,639	91	55
Blocks Board 6_2_3:	14	14	0	0
Forced Sales Board:	0	0	0	0
Special Terms Board:	0	0	0	0

Trading Details by Athex Sectors and Financial Instruments (ETFs)

Code	Sectors	Gain / Lose / Same	Number of Trades	Transactions Volume	Transactions Value	% of Total Trans. Value
3010	- Banks	3 / 4 / 0	12,509	16,021,544	65,280,004.15	52.94%
5510	- Basic Resources	5 / 10 / 2	1,136	361,653	1,141,633.90	0.93%
5010	- Construction & Materials	6 / 4 / 4	2,627	958,219	5,467,494.38	4.43%
4020	- Consumer Products & Services	3 / 1 / 3	491	524,863	432,983.36	0.35%
6010	- Energy	3 / 1 / 0	2,355	504,720	5,045,008.04	4.09%
12000	- Financial Instruments	0 / 1 / 0	55	4,859	170,405.49	0.14%
3020	- Financial Services	1 / 2 / 2	660	166,074	936,497.34	0.76%
4510	- Food Beverage & Tobacco	2 / 1 / 2	238	52,511	542,408.85	0.44%
2010	- Health Care	2 / 0 / 1	190	100,784	118,993.88	0.10%
5020	- Industrial Goods & Services	8 / 7 / 2	1,881	625,605	3,368,518.04	2.73%
3030	- Insurance	0 / 1 / 0	53	5,123	25,323.69	0.02%
4030	- Media	1 / 0 / 1	12	5,300	2,686.40	0.00%
4520	- Personal Care, Drug & Grocery Stores	1 / 1 / 0	188	14,821	119,381.09	0.10%
3510	- Real Estate	3 / 5 / 5	1,062	320,167	1,448,007.49	1.17%
4040	- Retail	2 / 2 / 3	1,546	235,655	4,907,699.65	3.98%
1010	- Technology	8 / 1 / 2	3,828	2,676,829	13,317,011.95	10.80%
1510	- Telecommunications	1 / 1 / 0	1,639	331,454	4,517,735.65	3.66%
4050	- Travel & Leisure	2 / 3 / 0	3,080	788,334	6,547,470.73	5.31%
6510	- Utilities	3 / 3 / 0	4,249	742,616	9,928,402.37	8.05%

Top 10 best & worst performing Shares

Main Market

With positive Price change	Closing price	change	With negative Price change	Closing price	change
QUALITY & RELIABILITY SA (CR)	1.02	14.87% #	SIDMA STEEL (CR)	2.25	-5.86% €
ILYDA S.A. (CR)	1.59	8.16% #	EVROFARMA SA (CR)	1.64	-3.53% €
CPI SA (CR)	0.708	7.93% #	ELASTRON (CR)	2.53	-3.06% €
QUEST HOLDINGS (CR)	6.13	6.24% #	MYTILINEOS (CR)	36.1	-1.80% €
BANK OF GREECE (CR)	15.45	5.46% #	OPAP (CR)	17.03	-1.62% €
ATHENS MEDICAL CENTER SA (CR)	1.85	5.11% #	AEGEAN AIRLINES (CR)	12.6	-1.56% €
ELINOIL S.A. (CR)	2.49	4.62% #	EUROBANK HOLDINGS (CR)	1.9045	-1.53% €
AUSTRIACARD (CB)	6.25	4.17% #	PIRAEUS FINANCIAL HOLD (CR)	4.154	-1.52% €
EKTER SA (CR)	4.13	4.03% #	INTRACOM HOLDINGS (CR)	3.94	-1.50% €
THESSALONIKA WATER & SEWERAGE	3.48	3.57% #	ALUMIL (CR)	2.69	-1.47% €
With the highest Transactions Value	Value (thou. €)	change	With the highest Transactions Volume	Volume	change
NATIONAL BANK (CR)	34,845.86	-0.52% €	NATIONAL BANK (CR)	4,807,214	-0.52% €
PIRAEUS FINANCIAL HOLD (CR)	15,150.53	-1.52% €	EUROBANK HOLDINGS (CR)	4,588,963	-1.53% €
ENTERSOFT (CR)	8,892.58	0.00% -	PIRAEUS FINANCIAL HOLD (CR)	3,634,332	-1.52% €
EUROBANK HOLDINGS (CR)	8,807.99	-1.53% €	ALPHA SERVICES HOLD (CR)	2,834,255	-1.13% €
OPAP (CR)	5,220.21	-1.62% €	ENTERSOFT (CR)	1,111,565	0.00% -
ALPHA SERVICES HOLD (CR)	4,991.77	-1.13% €	QUALITY & RELIABILITY SA (CR)	795,614	14.87% #
JUMBO SA (CR)	4,665.10	-0.96% €	CENTRIC HOLDINGS (CR)	456,318	1.93% #
OTE (CR)	4,489.70	-1.02% €	HELLENIQ ENERGY (CR)	429,296	2.10% #
HELLENIQ ENERGY (CR)	3,524.08	2.10% #	INTRAKAT (CR)	411,373	0.72% #
PPC (CR)	3,351.63	-1.10% €	INTRALOT (CR)	387,753	0.33% #

Note: Stocks that are not included in the "Under Supervision" category, and the transactions value is more than 10,000 €.

Derivatives Summary

	Number of Trades	Volume	Open Interest
Index Futures	88	385	6,900
FTSE/Athex Banks	1	5	1,635
FTSE/Athex Large Cap	87	380	4,913
MSCI GREECE REBASED	0	0	352
Stock Futures	998	17,771	497,023
ADMIE (IPTO) HOLDING S.A. (CR)	16	214	31,815
AEGEAN AIRLINES (CR)	20	91	6,552
ALPHA SERVICES HOLD (CR)	140	6,117	185,445
AUTOHELLAS SA (CR)	1	5	308
AVAX S.A. (CR)	7	43	1,442
CC HBC AG (CR)	9	50	161
CENERGY HOLDINGS (CB)	19	84	5,541
ELLAKTOR (CR)	13	64	4,582
ELVALHALCOR (CR)	37	387	5,270
EUROBANK HOLDINGS (CR)	67	2,730	32,899
EYDAP S.A. (CR)	3	15	4,126
FOURLIS (CR)	1	5	1,459
GEK TERNA (CR)	24	3,308	12,834
HELLENIC EXCHANGES-A.S.E. (CR)	78	330	11,364
HELLENIQ ENERGY (CR)	37	347	5,404
INTRACOM HOLDINGS (CR)	27	118	9,025
INTRAKAT (CR)	5	71	3,613
JUMBO SA (CR)	5	7	568
LAMDA DEVELOPMENT SA (CR)	10	77	7,789
MIG (CR)	0	0	107
MOTOR OIL (CR)	10	41	560
MYTILINEOS (CR)	60	208	5,057
NATIONAL BANK (CR)	65	323	14,510
OPAP (CR)	15	33	1,390
OPTIMA BANK (CR)	0	0	132
OTE (CR)	22	53	10,090
P.P.A. S.A. (CR)	0	0	103
PIRAEUS FINANCIAL HOLD (CR)	148	2,189	74,120
PPC (CR)	74	493	30,758
QUEST HOLDINGS (CR)	13	37	247
TERNA ENERGY (CR)	45	245	24,015
TITAN CEMENT (CB)	2	2	226
VIOHALCO SA/NV (CB)	25	84	5,511
Index Options	5	21	906
FTSE/Athex Large Cap	5	21	906
Stock Options	2	30	1,540
ALPHA SERVICES HOLD (CR)	0	0	1,000
NATIONAL BANK (CR)	0	0	277
OPAP (CR)	0	0	32
OTE (CR)	2	30	117
PIRAEUS FINANCIAL HOLD (CR)	0	0	30
PPC (CR)	0	0	84
Total Derivatives Traded	1,093	18,207	506,369

Number of Outstanding Securities	Nominal Value	Dividends [1] 2021 2022 2023	Date of Last Dividend [2]	Last Coupon Right	Note	Shares	Closing price	% change	Previous closing price/date	Open price	Price min	Price max	Last price	Avg price	Last Bid [7]	Last Ask [7]	P/E after tax	Year	Volume	Trades	Transactions Value[8]	Company Mkt Value (thou. €)	Year low	Year high	Sector[4]						
2,352,839,697	0.290	---	---	---	07/04/2008	18/04/2017	---	---	---	ALPHA SERVICES HOLD (CR)	1.754	-1.13	€	1.774	04/03/2024	1.765	1.754	1.7755	1.754	1.761	8813@1.75	4280@1.76	---	---	2,834,255	2,488	4,991,772.57	4,126,880.83	1.524	1.7795	30101010
36,353,868	1.00	---	(0.025)	---	10/07/2023	21/08/2023	---	---	---	AUSTRIACARD (CB)	6.25	4.17	P	6	04/03/2024	6.03	6	6.27	6.25	6.179	750@6.19	412@6.25	---	---	30,560	204	188,821.34	227,211.68	5.8	6.65	10101010
48,624,764	0.080	0.46	0.65	---	24/04/2023	05/12/2022	---	---	---	AUTOHELLAS SA (CR)	13.7	---	↔	13.7	04/03/2024	13.62	13.52	13.78	13.7	13.63	131@13.64	253@13.70	---	---	15,667	139	213,540.42	666,159.27	12.78	13.98	40201040
190,162,681	---	---	0.05	---	19/06/2023	07/12/2016	---	---	---	CENERGY HOLDINGS (CB)	7.6	2.70	P	7.4	04/03/2024	7.3	7.23	7.6	7.6	7.341	144@7.45	8367@7.60	---	---	239,471	604	1,757,837.83	1,445,236.38	6.71	7.65	50202010
372,977,222	6.70	0.71	0.78	---	25/05/2023	29/04/2013	---	---	---	CC HBC AG (CR)	29.12	1.46	P	28.7	04/03/2024	28.96	28.92	29.19	29.12	29.07	105@29.06	86@29.12	---	---	13,607	109	395,561.660	861,096.70	25.66	29.26	45101020
3,716,479,777	0.220	---	---	---	02/05/2008	20/05/2019	---	---	---	EUROBANK HOLDINGS (CR)	1.9045	-1.53	€	1.934	04/03/2024	1.9235	1.9045	1.9295	1.9045	1.919	700@1.90	100@1.92	---	---	4,588,963	2,259	8,807,994.54	7,078,035.74	1.599	1.957	30101010
305,635,185	2.18	0.1	0.3	0.3	10/01/2024	01/10/2003	---	---	---	HELLENIO ENERGY (CR)	8.28	2.10	P	8.11	04/03/2024	8.1	8.1	8.29	8.28	8.209	2141@8.26	5596@8.29	---	---	429,296	1,528	3,524,076.61	2,530,659.33	7.03	8.42	60101020
83,600,000	0.760	---	---	---	03/07/2007	17/07/2023	---	---	---	INTRACOM HOLDINGS (CR)	3.94	-1.50	€	4	04/03/2024	4	3.94	4.015	3.94	3.964	126@3.94	60@3.97	---	---	83,862	439	332,404.79	329,384.00	3.14	4.335	10101010
160,523,985	0.300	---	---	---	12/08/2008	30/12/2022	---	---	---	INTRAKAT (CR)	5.59	0.72	P	5.55	04/03/2024	5.6	5.48	5.6	5.59	5.565	5000@5.58	2988@5.59	---	---	411,373	515	2,289,185.31	897,329.08	4.46	5.64	50101010
136,059,759	0.880	0.77	0.322	---	23/11/2023	05/03/2014	---	---	---	JUMBO SA (CR)	26.88	-0.96	€	27.14	04/03/2024	27.1	26.82	27.4	26.88	26.972	38@26.86	2536@26.90	---	---	172,961	1,321	4,665,100.90	3,657,286.32	24.44	28.08	40401010
176,736,715	0.300	---	---	---	30/05/2007	27/11/2019	---	---	---	LAMDA DEVELOPMENT SA (CR)	6.86	---	↔	6.86	04/03/2024	6.87	6.775	6.885	6.86	6.829	74@6.86	74@6.87	---	---	161,682	656	1,104,111.24	1,212,413.86	6.685	7.31	35101010
107,222,688	0.440	(0.5667)	0.2	---	20/06/2023	16/03/2022	---	---	---	QUEST HOLDINGS (CR)	6.13	6.24	P	5.77	04/03/2024	5.8	5.8	6.13	6.13	6.032	384@6.11	1836@6.13	---	---	257,689	789	1,554,272.15	657,275.08	5.1	6.13	10101010
78,325,475	---	---	0.6	---	28/06/2023	23/07/2019	---	---	---	TITAN CEMENT (CB)	26	---	↔	26	04/03/2024	26.25	25.85	26.25	26	26.033	10@25.95	1291@26.10	---	---	29,094	301	757,405.15	2,036,462.35	20.9	26.7	50101030
120,528,771	1.60	---	---	---	---	10/11/2023	---	---	---	TRADE ESTATES REIC (CR)	1.674	-0.83	€	1.688	04/03/2024	1.694	1.634	1.694	1.674	1.673	191@1.67	20@1.68	---	---	49,151	74	82,233.95	201,765.16	1.626	1.788	35102045
259,189,761	0.1	0.12	---	---	19/06/2023	26/02/2016	---	---	---	VIOHALCO SANNV (CB)	6.04	-0.16	€	6.05	04/03/2024	6.12	6	6.12	6.04	6.035	59@6.04	210@6.06	---	---	100,024	353	603,617.86	1,565,506.16	5.28	6.58	55102015
148,321,516	0.300	---	0.07	---	19/06/2023	22/01/2020	---	---	---	AVAX S.A. (CR)	1.664	-1.42	€	1.688	04/03/2024	1.704	1.664	1.704	1.664	1.67	1000@1.66	991@1.67	---	---	97,198	214	162,283.32	246,807.00	1.62	1.884	50101010
232,000,000	2.12	0.0854	0.0682	0.0582	04/10/2023	19/06/2017	---	---	---	ADMIE (IPTO) HOLDING S.A. (CR)	2.325	-0.64	€	2.34	04/03/2024	2.33	2.315	2.34	2.325	2.326	4668@2.32	4609@2.33	---	2022	142,455	273	331,332.74	539,400.00	2.12	2.425	65101015
90,167,100	0.500	---	---	---	03/06/2019	24/05/2021	---	---	---	AEGEAN AIRLINES (CR)	12.6	-1.56	€	12.8	04/03/2024	12.8	12.6	12.8	12.6	12.664	733@12.60	59@12.66	---	---	63,822	599	808,210.90	1,136,105.46	11.08	12.84	40501010
103,423,291	0.570	---	---	---	01/08/2011	23/08/2023	---	---	---	GEK TERNA (CR)	14.48	0.56	P	14.4	04/03/2024	14.48	14.4	14.5	14.48	14.444	4@14.44	6799@14.48	---	---	118,264	686	1,708,177.70	1,497,569.25	12.98	14.94	50101010
382,000,000	2.48	---	---	---	20/07/2015	12/12/2001	---	---	---	PPC (CR)	11.67	-1.10	€	11.8	04/03/2024	11.74	11.66	11.79	11.67	11.714	5365@11.66	280@11.71	---	---	286,112	1,674	3,351,634.47	4,457,940.00	11.2	12.67	65101015
300,000,000	1.00	---	---	---	---	07/02/2024	---	---	---	ATHENS INTL AIRPORT (CR)	8.69	-0.29	€	8.715	04/03/2024	8.715	8.66	8.75	8.69	8.698	138@8.69	466@8.71	---	---	142,549	748	1,239,885.44	2,607,000.00	8.56	9.56	50206060
914,715,153	1.00	---	---	---	16/05/2008	29/08/2018	---	---	---	NATIONAL BANK (CR)	7.232	-0.52	€	7.27	04/03/2024	7.212	7.212	7.31	7.232	7.249	2132@7.23	2936@7.27	---	---	4,807,214	2,384	34,845,861.65	6,615,219.99	6.222	7.31	30101010
11,250,000	0.520	0.0405	0.08	---	07/08/2023	09/11/2015	---	---	---	EKTER SA (CR)	4.13	4.03	P	3.97	04/03/2024	4.02	3.97	4.17	4.13	4.069	1525@4.13	400@4.16	---	---	45,183	247	183,855.95	46,462.50	3.85	4.57	50101010
375,241,586	0.390	0.03	0.06	---	26/06/2023	14/07/2006	---	---	---	ELVALHALCOR (CR)	2.23	-1.11	€	2.255	04/03/2024	2.26	2.225	2.275	2.23	2.248	971@2.23	585@2.25	---	---	168,376	341	378,437.83	836,788.74	1.872	2.435	55102015
348,192,005	0.040	---	---	---	05/07/2011	16/07/2021	---	---	---	ELLAKTOR (CR)	2.67	0.38	P	2.66	04/03/2024	2.655	2.655	2.715	2.67	2.678	582@2.67	34@2.69	---	---	87,864	370	235,302.99	929,672.65	2.42	2.84	50101010
60,348,000	0.420	0.1515	0.1565	---	14/06/2023	04/08/2021	---	---	---	HELLENIC EXCHANGES-A.S.E. (CR)	5.62	0.18	P	5.61	04/03/2024	5.62	5.56	5.66	5.62	5.623	1247@5.61	128@5.64	---	---	162,170	593	911,894.16	339,155.76	5.18	5.92	30202015
106,500,000	0.600	0.28	0.02	---	13/09/2023	13/09/2021	---	---	---	EYDAP S.A. (CR)	5.63	1.26	P	5.56	04/03/2024	5.56	5.56	5.65	5.63	5.601	66@5.62	150@5.64	---	---	27,552	232	154,324.21	599,595.00	5.52	6.15	65102030
604,095,621	0.300	---	---	---	30/05/2013	10/10/2023	---	---	---	INTRALOT (CR)	1.224	0.33	P	1.22	04/03/2024	1.226	1.22	1.238	1.224	1.228	200@1.22	34023@1.22	---	---	387,753	288	475,989.82	739,413.04	1.046	1.264	40501020
110,782,980	0.750	0.9054	1.6299	0.4091	18/12/2023	04/11/2013	---	---	---	MOTOR OIL (CR)	27.54	0.51	P	27.4	04/03/2024	27.4	27.14	27.54	27.54	27.398	38@27.52	62@27.56	---	---	53,842	734	1,475,142.18	3,050,963.27	23.56	28	60101020
142,891,161	0.970	0.4341	1.24	---	27/06/2023	07/07/2017	---	---	---	MYTILINEOS (CR)	36.1	-1.80	€	36.76	04/03/2024	36.8	36.1	36.98	36.1	36.278	96@36.10	200@36.28	---	---	89,479	1,149	3,246,088.32	5,158,370.91	35.7	39.56	65102000
370,062,741	0.300	0.6	1	1.0018	02/11/2023	19/06/2023	---	---	---	OPAP (CR)	17.03	-1.62	€	17.31	04/03/2024	17.31	16.91	17.35	17.03	17.053	104@17.02	889@17.05	---	---	306,116	2,069	5,220,212.55	6,302,168.48	15.32	17.35	40501020
418,002,013	2.83	0.8231	0.5888	---	05/07/2023	18/06/1998	---	---	---	OTE (CR)	13.6	-1.02	€	13.74	04/03/2024	13.7	13.6	13.86	13.6	13.693	130@13.59	1436@13.66	---	---	327,894	1,594	4,489,695.31	5,684,827.38	12.76	14.17	15102015
1,250,367,223	0.930	---	---	---	16/05/2008	14/04/2021	---	---	---	PIRAEUS FINANCIAL HOLD (CR)	4.154	-1.52	€	4.218	04/03/2024	4.202	4.146	4.21	4.154	4.169	10236@4.15	5000@4.16	---	---	3,634,332	4,814	15,150,525.10	5,194,025.44	3.21	4.22	30101010
66,850,563	0.780	0.1493	0.1495	---	09/05/2023	13/06/2018	---	---	---	GR. SARANTIS S.A. (CR)	9.58	0.84																			

Number of Outstanding Securities	Nominal Value	Dividends [1]			Date of Last Coupon		Note	Shares	Closing price	% change	Previous closing price/date		Open price	Price min	Price max	Last price	Avg price	Last Bid [7]	Last Ask [7]	P/E after tax	Year	Volume	Trades	Transactions Value[8]	Company Mkt Value (thou. €)	Year low	Year high	Sector[4]	
		2021	2022	2023	Dividend [2]	Right																							
13,126,020	0.660	0.1163	0.1158	---	26/07/2023	04/09/2020	---	AS COMPANY SA (CR)	2.6	---	2.6	04/03/2024	2.53	2.53	2.6	2.6	2.584	250@2.56	203@2.60	---	---	3,700	21	9,559.94	34,127.65	2.32	2.64	40401030	
3,114,144	0.360	0.3427	0.2304	---	29/05/2023	02/06/2020	---	ALPHA TRUST HOLDINGS (CR)	7.1	-1.39	€	7.2	04/03/2024	7.15	7.1	7.15	7.1	7.104	100@6.45	490@7.10	---	---	600	7	4,262.50	22,110.42	5.9	7.2	30202010
243,164,193	0.300	---	---	---	30/12/2021	05/12/2023	---	ATTICA HOLDINGS (CR)	2.33	0.87	P	2.31	04/03/2024	2.25	2.25	2.33	2.33	2.313	200@2.28	477@2.33	---	---	6,448	38	14,914.93	566,572.57	1.86	2.45	40501015
155,154,947	0.040	---	---	---	01/07/2008	21/02/2020	---	AVE (CR)	0.516	2.38	P	0.504	04/03/2024	0.52	0.516	0.52	0.516	0.519	1000@0.504	1000@0.516	---	---	4,860	11	2,520.08	80,059.95	0.428	0.542	40301010
35,764,593	2.10	0.075	0.1046	---	02/05/2023	25/11/2019	---	BRIQ PROPERTIES (CR)	1.935	0.26	P	1.93	04/03/2024	1.935	1.92	1.945	1.935	1.93	220@1.93	1086@1.94	---	---	19,870	39	38,344.95	69,204.49	1.865	1.985	35102030
101,123,806	0.360	---	---	---	22/07/2010	28/06/2011	---	CENTRIC HOLDINGS (CR)	0.423	1.93	P	0.415	04/03/2024	0.42	0.418	0.432	0.423	0.426	270@0.418	3100@0.423	---	---	456,318	288	194,327.13	42,775.37	0.36	0.432	40203040
784,500	10.00	0.3	---	0.2508	30/11/2023	31/07/2018	---	CNL CAPITAL (CR)	7.75	---	---	7.75	04/03/2024	7.75	7.75	7.75	7.75	7.75	100@7.75	100@7.85	---	2022	5	1	38.75	6,079.88	7.5	9	30202010
10,567,700	0.300	---	---	---	06/10/2005	13/02/2002	---	CPI SA (CR)	0.708	7.93	P	0.656	04/03/2024	0.654	0.65	0.712	0.708	0.688	1000@0.688	2172@0.708	---	---	98,675	143	67,904.95	7,481.93	0.606	0.73	10102030
18,680,300	0.050	---	---	---	06/07/2022	---	---	DIMAND (CR)	9.92	-0.20	€	9.94	04/03/2024	10	9.88	10	9.92	9.945	250@9.88	436@9.92	---	---	9,366	47	93,146.44	185,308.58	9.8	10.95	35101010
54,200,000	0.075	0.035	0.074	---	18/07/2023	23/11/2021	---	EPSILON NET (CR)	10.5	---	---	10.5	04/03/2024	10.56	10.34	10.78	10.5	10.601	100@10.46	250@10.50	---	---	38,097	325	403,854.66	569,100.00	8.8	11.18	10101015
52,131,944	1.00	0.1102	0.11	---	29/06/2023	23/07/2019	---	FOURLIS (CR)	4.26	---	---	4.26	04/03/2024	4.27	4.26	4.31	4.26	4.286	1928@4.26	601@4.29	---	---	49,968	148	214,151.49	222,082.08	3.94	4.37	40401010
48,003,921	0.400	---	---	---	30/08/1993	26/06/2023	---	IDEAL HOLDINGS (CR)	6.52	0.62	P	6.48	04/03/2024	6.49	6.49	6.6	6.52	6.53	2000@6.41	821@6.53	---	---	52,507	318	342,869.46	312,985.56	6.18	6.78	10102030
167,868,482	0.300	---	---	---	20/08/2007	28/11/2022	---	LAVIPHARM SA (CR)	0.922	---	---	0.922	04/03/2024	0.93	0.92	0.946	0.922	0.92648630@0.922	15000@0.930	---	---	78,338	96	72,574.68	154,774.74	0.76	0.96	20103015	
4,740,000	0.860	---	---	---	14/03/2003	---	---	LOGISMOS S.A. (CR)	1.33	6.40	P	1.25	04/03/2024	1.21	1.21	1.33	1.33	1.299	100@1.28	136@1.33	---	2022	3,362	17	4,367.98	6,304.20	1.13	1.33	10101015
17,120,280	0.940	0.06	---	---	27/06/2022	26/06/2023	---	LOULIS FOOD (CR)	2.93	---	---	2.93	04/03/2024	2.93	2.88	2.93	2.93	2.911	218@2.88	1364@2.93	---	---	3,675	10	10,698.00	50,162.42	2.73	3.09	45102020
4,419,616	1.58	---	0.1531	---	10/07/2023	04/03/2015	---	MEDICON S.A (CR)	3.13	1.29	P	3.09	04/03/2024	3.13	3.05	3.13	3.13	3.081	10@3.08	545@3.13	---	---	4,208	34	12,963.52	13,833.40	3.04	3.49	20102010
468,700	3.42	4.06	---	---	22/12/2023	21/05/2004	---	MERMEREN KOMB. A.D. PR. (GDR)	46.8	---	---	46.8	04/03/2024	---	---	---	---	---	10@42.20	200@47.00	---	2022	---	---	---	21,935.16	42.2	49.6	55102000
31,317,025	0.400	---	---	---	26/04/2007	10/05/2023	---	MIG (CR)	4.315	-0.12	€	4.32	04/03/2024	4.225	4.225	4.315	4.315	4.252	300@4.26	62@4.32	---	---	995	23	4,230.61	135,132.96	4.205	4.9	30202000
138,218,440	0.870	---	---	---	11/12/2023	---	---	ORILINA PROPERTIES REIC (CR)	0.907	-0.22	€	0.909	04/03/2024	0.916	0.905	0.916	0.907	0.909	1000@0.905	230@0.916	---	---	20,885	78	18,985.47	125,364.13	0.899	0.9628	35102000
87,127,162	0.500	---	---	---	08/06/2023	28/07/2021	---	PREMIA (CR)	1.164	0.52	P	1.158	04/03/2024	1.158	1.158	1.168	1.164	1.163	2150@1.16	1105@1.17	---	---	42,275	83	49,173.00	101,416.02	1.148	1.21	35102000
24,586,446	0.230	---	0.04	---	03/07/2023	08/06/2022	---	PROFILE SA (CR)	4.73	2.38	P	4.62	04/03/2024	4.65	4.63	4.81	4.73	4.732	50@4.72	500@4.74	---	---	135,654	369	641,882.02	116,293.89	3.96	4.81	10101010
27,345,120	0.280	---	---	---	18/07/2005	26/02/2014	---	QUALITY & RELIABILITY SA (CR)	1.02	14.87	P	0.888	04/03/2024	0.89	0.882	1.07	1.02	0.979	1800@1.01	2800@1.03	---	---	795,614	737	779,228.89	27,892.02	0.6	1.07	10101010
6,456,530	1.08	0.12	0.1314	---	17/07/2023	02/08/2010	---	SPACE HELLAS SA (CR)	7.86	1.03	P	7.78	04/03/2024	7.84	7.74	7.96	7.86	7.877	40@7.86	50@7.94	---	---	3,560	45	28,040.34	50,748.33	7.1	8.48	15101010
17,190,046	0.300	---	---	---	16/11/1992	04/12/2023	---	UNIBIOS (CR)	1.245	-0.40	€	1.25	04/03/2024	1.27	1.24	1.275	1.245	1.253	550@1.24	1250@1.27	---	---	18,400	44	23,049.65	21,401.61	1.115	1.45	50204000
13,000,000	0.650	---	---	---	01/08/2007	07/04/2000	5093	AKRITAS SA (CR)	0.99	-0.50	€	0.995	04/03/2024	0.995	0.97	1.03	1.03	0.988	50@0.985	90@1.04	---	---	227	16	224.32	12,870.00	0.78	1.33	50101035
32,413,681	0.370	---	---	---	15/07/2009	11/05/2000	---	ALUMIL (CR)	2.69	-1.47	€	2.73	04/03/2024	2.73	2.67	2.73	2.69	2.701	13@2.69	100@2.71	---	---	11,541	68	31,171.77	87,192.80	2.61	3.18	55102035
3,576,883	3.44	0.5109	---	---	30/10/2023	19/07/2022	---	ANDROMEDA SA (CR)	7.04	---	---	7.04	04/03/2024	7.04	6.92	7.04	7.04	6.975	110@6.88	491@7.06	---	2022	2,304	36	16,071.32	25,181.26	6.42	7.06	30204000
18,810,000	0.400	---	---	---	08/07/2010	14/11/2007	---	VARVERIS - MODA BAGNO SA (CR)	2.74	3.01	P	2.66	04/03/2024	2.74	2.74	2.8	2.74	2.755	300@2.68	705@2.74	---	---	985	3	2,713.90	51,539.40	1.9	2.98	40401025
23,986,500	1.04	---	---	---	26/06/2009	28/08/2023	---	BIOKARPET S.A.(CR)	2.88	---	---	2.88	04/03/2024	2.91	2.84	2.91	2.88	2.873	20@2.87	400@2.89	---	---	4,545	17	13,057.60	69,081.12	2.66	3.13	50101035
24,060,000	0.300	0.055	0.075	---	25/04/2023	01/07/2019	---	GEN. COMMERCIAL & IND.SA (CR)	1.785	-0.83	€	1.8	04/03/2024	1.76	1.75	1.795	1.79	1.776	1100@1.78	2926@1.79	---	2022	4,407	18	7,826.73	42,947.10	1.72	1.95	50205010
15,878,748	0.480	---	---	---	10/07/2006	22/03/2004	---	DOMIKI KRITIS SA (CR)	4.42	-1.12	€	4.47	04/03/2024	4.5	4.35	4.5	4.42	4.381	235@4.42	100@4.44	---	---	4,592	32	20,118.74	70,184.07	3.07	4.7	50101010
34,720,000	0.310	---	---	---	16/06/2010	01/08/2007	---	DROMEAS SA (CR)	0.352	---	---	0.352	04/03/2024	0.35	0.349	0.352	0.352	0.35	3850@0.348	700@0.352	---	---	3,268	6	1,144.40	12,221.44	0.321	0.396	40202015
13,673,200	0.420	---	---	---	18/07/2008	26/07/2001	---	EVROFARMA SA (CR)	1.64	-3.53	€	1.7	04/03/2024	1.68	1.63	1.7	1.64	1.663	265@1.64	1965@1.68	---	---	26,783	66	44,533.25	22,424.05	1.2	1.78	45102020
18,410,839	1.00	0.262	0.202	---	23/08/2023	10/09/2010	---	ELASTRON (CR)	2.53	-3.06	€	2.61	04/03/2024	2.58	2.52	2.66	2.53	2.544	500@2.52	70@2.56	---	---	27,552	138	70,098.20	46,579.42	2.45	2.84	55102010
3,307,500	0.210	---	0.4	---	13/10/2023	30/11/2022	---	ELVE SA (CR)	5	0.81	P	4.96	04/03/2024	5	5	5	5	5	993@5.00	10@5.10	---	2022	7	1	35.00	16,537.50	4.7	5.4	40204020
23,828,130	0.500	0.0737	---	---	18/07/2022	17/02/2009	---	ELINOIL S.A. (CR)	2.49	4.62	P	2.38	04/03/2024	2.33	2.33	2.49	2.49	2.409	154@2.45	400@2.52	---	---	12,727	60	30,660.94	59,332.04	2.25	2.55	60101020
19,864,886	5.60	0.672	0.672	---	20/04/2023	02/07/2008	---	BANK OF GREECE (CR)	15.45	5.46	P	14.65	04/03/2024	15	14.9	15.55	15.45	15.25	1000@15.40	596@15.50	---	---	35,967	227	548,499.00	306,912.49	13.6	15.55	30101010

Daily Official List

Year: 145 Trading Day No: 46

Section 2: Analytic Figures of Shares Transactions

Tuesday, 5 March, 2024

Number of Outstanding Securities	Nominal Value	Dividends [1]			Date of Last Coupon		Note	Shares	Closing price	% change	Previous closing price/date	Open price	Price min	Price max	Last price	Avg price	Last Bid [7]	Last Ask [7]	P/E after tax	Year	Volume	Trades	Transactions Value[8]	Company Mkt Value (thou. €)	Year low	Year high	Sector[4]		
2021	2022	2023	Dividend [2]	Right																									
26,730,187	0.520	0.1	0.12	---	29/06/2023	01/08/2017	---	ELTON SA (CR)	1.97	-0.50	€ 1.98	04/03/2024	1.985	1.93	2	1.97	1.954	30@1.96	746@1.99	---	---	24,609	74	48,083.77	52,658.47	1.93	2.36	50205010	
30,000,000	0.050	0.09	0.1	---	09/06/2023	11/06/2020	---	ENTERSOFT (CR)	8	---	↘	8	04/03/2024	8	8	8.02	8	8320775@8.00	13818@8.02	---	---	1,111,565	345	8,892,584.14	240,000.00	5.68	8.04	10101015	
36,300,000	1.12	0.2186	---	---	14/09/2022	12/12/2007	---	THESSALONIKA WATER & SEWERAGE	3.48	3.57	P	3.36	04/03/2024	3.37	3.35	3.51	3.48	3.429	433@3.48	1000@3.51	---	---	30,157	156	103,395.14	126,324.00	3.22	3.58	65102030
15,083,480	0.150	---	---	---	02/06/2010	29/01/2024	---	EUROCONSULTANTS S.A. (CR)	1.15	0.44	P	1.145	04/03/2024	1.15	1.12	1.15	1.15	1.137	39@1.14	4965@1.15	---	---	21,997	41	25,013.83	17,346.00	1.1	1.285	50205020
114,320,400	0.100	0.01	---	---	26/11/2021	05/08/2019	---	IKTINOS HELLAS SA (CR)	0.52	1.56	P	0.512	04/03/2024	0.519	0.502	0.52	0.52	0.508	700@0.512	4961@0.520	---	---	102,043	143	51,860.76	59,446.61	0.439	0.599	50101035
8,636,132	0.450	---	0.02	---	17/07/2023	13/10/2014	---	ILYDA S.A. (CR)	1.59	8.16	P	1.47	04/03/2024	1.47	1.47	1.61	1.59	1.572	600@1.58	3046@1.61	---	2022	69,244	142	108,821.57	13,731.45	1.29	1.61	10101015
2,566,836	0.440	0.016	0.016	---	03/07/2023	09/01/2007	---	INTERWOOD-XYLEMPORIA (PR)	0.384	---	↘	0.384	04/03/2024	---	---	---	---	7000@0.276	6480@0.386	---	---	---	---	---	14,315.49	0.33	0.398	50101020	
34,986,430	0.440	---	---	---	25/07/2008	23/02/2010	---	INTERWOOD-XYLEMPORIA (CR)	0.381	0.26	P	0.38	04/03/2024	0.386	0.372	0.386	0.377	0.381	4000@0.364	3530@0.380	---	---	35,000	17	13,324.18	14,315.49	0.33	0.41	50101020
18,567,912	0.590	0.24	---	---	05/07/2023	26/01/2021	---	INTERLIFE G.C.I.(CR)	4.97	-0.20	€	4.98	04/03/2024	4.99	4.9	4.99	4.97	4.943	70@4.93	98@4.97	---	2022	5,123	53	25,323.69	92,282.52	4.81	5.3	30302025
8,424,900	0.500	---	---	---	12/07/2010	04/07/2019	---	INTERTECH SA (CR)	1.34	0.37	P	1.335	04/03/2024	1.335	1.305	1.35	1.34	1.33	1422@1.32	250@1.35	---	2022	15,506	38	20,618.77	11,289.37	1.265	1.485	50205010
19,804,134	0.150	---	---	---	01/07/2004	06/11/2017	---	KEKROPS SA (CR)	1.59	1.27	P	1.57	04/03/2024	1.57	1.565	1.62	1.59	1.587	355@1.57	100@1.59	---	2022	7,758	30	12,311.86	31,488.57	1.52	1.965	35101010
40,219,218	0.260	---	---	---	29/08/2022	10/06/2019	---	KLOUKINAS - LAPPAS SA (CR)	1.615	-0.92	€	1.63	04/03/2024	1.635	1.585	1.67	1.615	1.613	1400@1.59	500@1.62	---	---	19,580	63	31,582.68	64,954.04	1.425	1.825	50101010
11,510,102	0.890	---	---	---	24/06/2005	06/10/1999	---	NAFPAKTOS TEXTILE (CR)	1.14	-1.72	€	1.16	04/03/2024	1.17	1.08	1.18	1.14	1.11	2000@1.10	5579@1.14	---	---	2,085	19	2,313.61	13,121.52	0.945	1.34	55101020
21,224,340	0.420	0.02	---	---	06/09/2022	25/04/2006	---	KORDELLOS BROS SA (CR)	0.61	-1.29	€	0.618	04/03/2024	0.61	0.604	0.622	0.61	0.611	2100@0.606	200@0.622	---	2022	19,840	49	12,123.32	12,946.85	0.58	0.684	55102010
33,065,136	0.380	0.2001	0.2004	---	24/08/2023	16/09/2013	---	KRI-KRI S.A. (CR)	11	0.92	P	10.9	04/03/2024	10.95	10.9	11	11	10.958	1000@10.95	10@11.10	---	2022	8,341	51	91,401.50	363,716.50	9.58	11.1	45102020
7,595,160	0.600	---	---	---	10/09/2019	18/08/2010	---	KIRIAKOULIS SHIPPING SA (CR)	1.16	-0.86	€	1.17	04/03/2024	1.16	1.15	1.19	1.16	1.163	481@1.15	280@1.16	---	---	24,195	86	28,142.53	8,810.39	0.95	1.29	40501015
6,200,000	0.500	---	---	---	22/06/2010	01/11/1995	---	MINERVA KNITWEAR (CR)	0.685	5.38	P	0.65	04/03/2024	0.685	0.68	0.69	0.68	0.685	100@0.665	312@0.690	---	---	1,072	7	734.17	4,247.00	0.51	0.98	40204020
5,939,268	0.620	---	---	---	10/07/2003	03/01/2002	---	LANAKAM SA (CR)	1.14	---	↘	1.14	04/03/2024	1.15	1.07	1.16	1.14	1.139	147@1.11	80@1.14	---	---	4,195	14	4,779.69	6,770.77	0.945	1.16	40401020
9,819,370	0.500	---	---	---	14/08/2007	09/01/2004	---	MATHIOS REFRACTORY SA (CR)	1.14	-1.72	€	1.16	04/03/2024	1.13	1.13	1.16	1.14	1.141	7@1.13	480@1.14	---	---	1,409	17	1,607.06	11,194.08	1	1.28	55101000
30,150,000	0.360	0.0401	0.0908	---	15/06/2023	25/04/2019	---	MOTODYNAMICS S.A. (CR)	2.96	-1.33	€	3	04/03/2024	2.97	2.96	3.04	2.96	2.976	79@2.96	110@3.02	---	---	3,440	28	10,238.73	89,244.00	2.91	3.34	40401030
43,200,000	1.00	0.0824	---	---	07/09/2022	13/09/2023	---	MPLE KEDROS (CR)	3.34	---	↘	3.34	04/03/2024	3.34	3.34	3.34	3.34	3.34	150@3.34	300@3.36	---	---	4,001	14	13,363.34	144,288.00	3.2	3.36	35102000
2,160,524	0.670	---	---	---	03/12/2018	23/11/1999	---	N. LEVENTERIS (PR)	0.31	0.65	P	0.308	04/03/2024	0.294	0.294	0.34	0.31	0.314	700@0.302	200@0.316	---	2022	4,679	17	1,470.33	3,249.48	0.26	0.41	55102010
25,000,000	2.00	0.628	1.04	---	07/08/2023	08/08/2003	---	P.P.A. S.A. (CR)	25.95	0.97	P	25.7	04/03/2024	25.7	25.5	26	25.95	25.684	20@25.85	408@25.95	---	2022	2,815	72	72,301.35	648,750.00	23	27	50206060
4,971,466	1.46	---	---	---	04/07/2007	08/10/2003	---	PAIRIS SA (CR)	1.315	-0.38	€	1.32	04/03/2024	1.295	1.26	1.315	1.315	1.285	70@1.26	60@1.32	---	---	1,250	9	1,605.75	6,537.48	1.04	1.71	50203030
27,098,594	0.540	0.05	0.0401	0.0302	04/12/2023	14/01/2021	---	PAPOUTSANIS (CR)	2.4	-0.83	€	2.42	04/03/2024	2.44	2.38	2.44	2.38	2.402	4000@2.33	100@2.37	---	2022	3,114	21	7,479.12	65,036.63	2.2	2.5	45201020
7,070,400	0.930	0.3242	0.2593	---	03/07/2023	06/05/2016	---	PETROPOULOS PETROS (CR)	9.84	0.20	P	9.82	04/03/2024	9.88	9.76	9.88	9.84	9.828	270@9.78	50@9.84	---	---	5,302	34	52,109.12	69,572.74	9.06	10.65	50206015
43,741,452	0.660	0.2723	0.2629	0.0699	30/11/2023	01/11/1999	---	THRACE PLASTICS SA (CR)	4.155	-0.48	€	4.175	04/03/2024	4.175	4.15	4.21	4.155	4.166	339@4.16	50@4.17	---	---	12,657	105	52,732.54	181,745.73	4.05	4.595	50203015
21,912,599	0.300	---	0.048	---	18/05/2023	23/02/2007	---	REVOIL (CR)	1.71	-1.44	€	1.735	04/03/2024	1.745	1.69	1.745	1.71	1.708	1020@1.71	75@1.72	---	---	8,855	33	15,128.31	37,470.54	1.68	1.94	60101020
13,582,223	1.35	---	---	---	24/06/2008	02/02/2016	---	SIDMA STEEL (CR)	2.25	-5.86	€	2.39	04/03/2024	2.38	2.25	2.39	2.25	2.287	606@2.25	100@2.30	---	---	10,188	72	23,301.26	30,560.00	2.06	2.4	55102010
40,693,350	5.00	---	---	---	03/07/2006	26/05/2015	---	TECHNICAL OLYMPIC SA (CR)	2.82	---	↘	2.82	04/03/2024	2.78	2.77	2.83	2.82	2.798	409@2.78	1026@2.82	---	---	7,591	36	21,237.12	114,755.25	2.63	3.05	40202010
3,048,000	0.300	---	---	---	06/07/2007	01/06/2021	---	TZIRAKIAN PROFIL (CR)	1.715	0.88	P	1.7	04/03/2024	1.7	1.66	1.72	1.715	1.689	250@1.70	246@1.72	---	2022	1,493	14	2,521.47	5,227.32	1.635	1.925	55102010
10,203,575	0.730	---	---	---	16/07/2007	18/10/1999	---	FIERATEX SA (CR)	0.398	1.53	P	0.392	04/03/2024	0.398	0.398	0.399	0.398	0.399	5295@0.384	2050@0.398	---	2022	3,000	4	1,195.84	4,061.02	0.357	0.538	55101020
8,340,750	1.16	---	---	---	25/06/2009	17/09/2018	---	HAIDEMENOS SA (CR)	0.815	3.82	P	0.785	04/03/2024	0.74	0.74	0.82	0.82	0.782	1260@0.760	193@0.820	---	2022	1,181	15	923.97	6,797.71	0.62	0.92	50205030

Main Market - Low Liquidity Class

14,000,000	4.15	3.42	0.26	---	19/07/2023	29/06/1999	---	ALPHA REAL ESTATE (CR)	11.35	-0.44	€	11.4	04/03/2024	11.5	11.25	11.5	11.3	11.383	135@11.25	774@11.30	---	---	1,829	22	20,818.90	158,900.00	8.28	11.75	35101015
50,014,177	0.050	---	---	---	04/06/2008	27/03/2023	---	ATTICA BANK S.A. (CR)	10.9	0.46	P	10.85	04/03/2024	10.85	10.85	10.95	10.95	10.899	60@10.85	139@10.95	---	---	166	10	1,809.20	545,154.53	10.7	12	30101010
11,869,224																													

Shares' Notes

Code	Note text
()	- Adjusted dividends.
*	- Last adjusted closing price.
[1]	- Net dividends.
[2]	- The "Date of Last Coupon" for New listings refers to the date company's stocks started to trade in Athex
[3]	- The Company Market Value is referred to the number of outstanding shares
[4]	- Sectors codification can be found in Appendix A
[5]	- The Market Value refers to the total number of shares listed (including their several classes) in the exchange by the company.
[6]	- P/E greater than 100
[7]	- Last view of the Order Book before the end of the trading session
[8]	- All Blocks Methods' Transactions Value are included.
4750	- Transfer to the Under Surveillance Category from 8/4/2011.
4955	- Transfer to the Surveillance Category as from 5/4/2013.
5093	- Transfer to the Surveillance Category as of 8/4/2015.
5141	- Transfer to the Surveillance Category as of 10/05/2017.
5160	- Transfer to the Surveillance Category as of 15/04/2016.
5165	- Transfer to the Surveillance Category as of 15/02/2018.
5193	- Transfer to the Surveillance Category as of 25/10/2018.
5197	- Transfer to the Surveillance Category as of 07/11/2018.
5232	- Transfer to the Under Surveillance Category from 08/04/2011.
5233	- Suspension of trading as of 13/05/2020.
5248	- Transfer to the Surveillance Category as of 06/09/20116.
5253	- Transfer to the Surveillance Category as of 14/5/2021.
5275	- Transfer to the Surveillance Category as of 09/07/2020.
5277	- Suspension of trading as of 02/05/2023.
5278	- Suspension of trading as of 03/05/2023.

Securities Blocks Details

Securities	Block Volume	Price	Block Trade Value	Time of approval	Note
NATIONAL BANK (CR)	65,000	7.22	469,170.00	10:38:01	20
NATIONAL BANK (CR)	1,000,000	7.25	7,246,000.00	10:45:14	20
INTRAKAT (CR)	60,000	5.60	336,000.00	10:52:53	20
INTRAKAT (CR)	20,000	5.60	112,000.00	10:53:34	20
INTRAKAT (CR)	20,000	5.60	112,000.00	10:54:05	20
NATIONAL BANK (CR)	1,710,215	7.25	12,392,217.89	10:57:18	20
EUROBANK HOLDINGS (CR)	1,100,000	1.92	2,111,450.00	11:08:36	20
EUROBANK HOLDINGS (CR)	250,000	1.92	479,875.00	11:17:03	20
CENTRIC HOLDINGS (CR)	10,000	0.435	4,350.00	12:10:39	18
INTRAKAT (CR)	100,000	5.60	560,000.00	12:40:13	20
ALPHA SERVICES HOLD (CR)	1,710	1.71	2,924.10	13:49:32	14
QUEST HOLDINGS (CR)	40,000	6.04	241,600.00	15:11:53	20
NATIONAL BANK (CR)	908,587	7.25	6,590,890.10	16:57:37	20
EUROBANK HOLDINGS (CR)	1,000,000	1.92	1,922,000.00	17:08:14	20

Blocks Notes

9 - Method 6-1 / Special Fees

10 - Method 6-1 / Special Fees, SDS

14 - Method 6-3 / Settlement, Incomplete Buy and Sell

18 - Method 6-2 / SPOT 1

19 - Method 6-2 / SPOT 2

20 - Method 6-1 and Method 6-1 Same Day Settlement

21 - Other Pre-agreed

Shares Rights Details

Occurred date	Exercise from	Exercise until	Trading until	Rights	Price min	Price max	Closing price	Last Bid	Last Ask	Volume	Trades	Transactions Value
---------------	---------------	----------------	---------------	--------	-----------	-----------	---------------	----------	----------	--------	--------	--------------------

No Rights Transactions.

Forced Sales Details

Securities	Category of Security	Transactions Volume	Number of Trades	Transactions Value	Note
------------	----------------------	------------------------	---------------------	-----------------------	------

No Forced Transactions.

Forced Sales Notes

- 1 - Compulsory Public Forced Sales
- 2 - Forced Sales of Fixed Registered Shares
- 3 - Forced Sales of Remaining Fractional Shares

Exchange Traded Funds (ETFs) Characteristics

	Transactions Date (T)	Creation / Redemption	Units (T-1)	New Units (T-1)	Redemption Units (T-1)	Units (T) [1]	Fund Assets [2]	Net Unit Price	Dividend per Unit	Dividend Date
ALPHA ETF FTSE Athex Large Cap	05/03/2024	5,000	924,675	---	---	924,675	32,541,750.00	35.1926	0.62	03/07/2023

ETFs Notes

[1] - Units (T) = Units (T-1) + New Units (T-1) - Redemption Units (T-1)

[2] - The Creation / Redemption Units of T-1 are included.

Non Convertible Corporate Bonds - Regulated Market

Num Listed Bonds	Nominal price	Issue price	Today's Rate	Exp. Date	Duration (years)	Note	Coupon		Trading Unit	Corporate Bonds	Accrued Int.	Yield.T.Mat	Price min	Price max	Closing price	Previous closing price/date	Volume	Transactions Value	Last order		ear min	Year max		
							Common	Preferred											Price	Buy / Sell			Date	
230,000	1,000.00	1,000.00	4.70	12/07/2029	7	---	4	---	1	LAMDA DEVELOPMENT S.A. (Non convertible)	7.1806	4.5500	99.0000	99.2000	99.0968	99.1500	04/03/2024	31,000	30,942.60	98.7000	B	35/03/2024	98.3500	101.2000
320,000	1,000.00	1,000.00	3.40	21/07/2027	7	---	8	---	1	LAMDA DEVELOPMENT S.A. (Non Convertible)	4.2500	4.6400	93.0000	94.9999	94.6230	95.1000	04/03/2024	83,000	78,365.92	94.0000	B	35/03/2024	92.0000	96.6083
200,000	1,000.00	1,000.00	2.10	27/10/2027	7	---	7	---	1	O.P.A.P. S.A. (Non Convertible)	7.7000	4.0780	92.3900	93.0000	92.7075	93.4000	04/03/2024	12,000	11,212.90	92.6100	B	35/03/2024	90.5800	94.5034
200,000	1,000.00	1,000.00	1.90	23/03/2028	7	---	6	---	1	MOTOR OIL CORINTH REFINERIES SA (Non Convertible)	8.6556	4.0680	91.5000	92.0000	91.5525	91.5940	04/03/2024	20,000	18,483.61	91.0010	B	35/03/2024	90.8000	92.4499
100,000	1,000.00	1,000.00	2.70	25/05/2026	5	---	6	---	1	COSTAMARE PARTICIPATIONS PLC (Non Convertible)	7.5750	4.4080	95.2500	96.8000	95.8125	96.3500	04/03/2024	4,000	3,862.80	95.6000	B	35/03/2024	92.6789	97.0000
300,000	1,000.00	1,000.00	2.30	20/07/2028	7	---	6	---	1	PRODEA REIC S.A.(Non Convertible)	2.8750	4.9940	89.0251	89.8000	89.1000	89.2000	04/03/2024	73,000	65,336.63	89.0500	B	35/03/2024	86.1234	92.3500
150,000	1,000.00	1,000.00	2.65	22/10/2026	5	---	5	---	1	CPLP SHIPPING HOLDINGS PLC (Non Convertible)	10.0111	4.8800	94.0000	94.0000	94.0000	94.0330	04/03/2024	29,000	27,550.32	93.9300	B	35/03/2024	93.5000	95.0000
250,000	1,000.00	1,000.00	2.45	16/11/2028	7	---	5	---	1	ELVALHALCOR S.A. (Non Convertible)	7.6222	4.6230	89.0600	90.5000	90.4750	90.5000	04/03/2024	52,000	47,285.16	90.2000	B	35/03/2024	88.4206	93.3000
120,000	1,000.00	1,000.00	2.65	06/12/2028	7	---	5	---	1	NOVAL PROPERTY REIC (Non Convertible)	6.7722	4.7940	90.1500	90.6000	90.4659	90.5000	04/03/2024	22,000	20,051.49	90.5000	B	35/03/2024	88.5000	93.1999
500,000	1,000.00	1,000.00	2.75	03/07/2027	7	---	8	---	1	GEK TERNA S.A. (Non Convertible)	4.8889	4.7290	92.8000	92.8500	92.8295	92.6660	04/03/2024	40,000	37,327.36	92.3500	B	35/03/2024	91.6000	94.0000
100,000	1,000.00	1,000.00	2.95	11/02/2027	5	---	5	---	1	SAFE BULKERS PARTICIPATIONS PLC (Non Convertible)	1.9667	5.0700	93.7000	93.7000	93.7000	93.4960	04/03/2024	1,000	938.97	93.5000	B	35/03/2024	93.3364	97.0000
175,000	1,000.00	1,000.00	3.40	26/07/2024	5	---	10	---	1	ATTICA HOLDINGS S.A. (Non Convertible)	3.8722	4.9270	98.8501	99.1000	99.1000	99.3750	04/03/2024	52,000	51,668.18	98.8500	B	35/03/2024	98.5000	99.4000
100,000	1,000.00	1,000.00	4.40	26/07/2029	7	---	4	---	1	CPLP SHIPPING HOLDINGS PLC (Non Convertible)	5.0111	4.9050	93.0000	96.2999	96.2999	96.3030	04/03/2024	51,000	48,420.25	95.1000	B	35/03/2024	95.0948	100.2438
199,375	1,000.00	1,000.00	3.60	12/03/2026	7	---	10	---	1	AEGEAN AIRLINES S.A. (Non Convertible)	17.7000	4.2110	97.3600	97.5000	97.4044	97.2580	04/03/2024	16,000	15,867.90	97.3800	B	35/03/2024	96.7110	99.3000
150,000	1,000.00	1,000.00	2.60	22/10/2026	7	---	9	---	1	TERNA ENERGY FINANCE S.A. (Non Convertible)	9.8222	4.8440	93.3201	93.7000	93.3751	94.4990	04/03/2024	16,000	15,097.17	93.3501	B	35/03/2024	92.8293	95.5999
100,000	1,000.00	1,000.00	2.80	25/01/2027	5	---	5	---	1	PREMIA S.A. (Non Convertible)	3.2667	5.5190	92.2250	92.5300	92.3013	91.5000	01/03/2024	12,000	11,131.25	92.2250	B	35/03/2024	90.9974	97.8048
500,000	1,000.00	1,000.00	4.00	10/07/2030	7	---	2	---	1	MYTILINEOS S.A. (Non Convertible)	6.3333	4.1420	98.6000	98.9499	98.7171	98.7520	04/03/2024	160,000	158,960.72	98.6400	B	35/03/2024	98.4200	100.6000
100,000	1,000.00	1,000.00	5.50	15/12/2028	5	---	1	---	1	IDEAL HOLDINGS S.A. (Non Convertible)	12.6806	5.0130	101.6000	102.0000	101.6586	103.0000	04/03/2024	35,000	36,024.32	101.6000	B	35/03/2024	100.6502	103.4000

Corporate Bonds Notes

Transactions Volume = (Pieces) * (Nominal Price). Transactions Value = (Pieces) * (Nominal Price) * (price %) + (Accrued interest).

The price of a Bond is stated as a percentage (%) of Bond's Nominal Price.

Nominal Price in Euros (€), except if it is noted differently.

Non Convertible Corporate Bonds - Regulated Market

Num Listed Bonds	Nominal price	Issue price	Today's Rate	Exp. Date	Duration (years)	Note	Coupon		Trading Unit	Corporate Bonds	Accrued Int.	Yield.T.Mat	Price min	Price max	Closing price	Previous closing price/date	Volume	Transactions Value	Last order		ear min	Year max		
							Common	Preferred											Price	Buy / Sell			Date	
200,000	1,000.00	1,000.00	4.25	23/01/2029	5	---	1	---	1	AUTOHELLAS S.A. (Non Convertible)	5.1944	4.2580	98.8700	100.1000	99.8806	99.7860	04/03/2024	217,000	216,416.13	99.7500	B	35/03/2024	97.5000	101.0000
130,000	1,000.00	1,000.00	6.00	27/02/2029	5	---	1	---	1	INTRALOT S.A. (Non Convertible)	1.5000	5.9700	99.6000	100.3990	100.0890	100.2790	04/03/2024	231,000	231,211.70	99.9000	B	35/03/2024	99.6000	100.5000
120,000	1,000.00	1,000.00	3.95	04/04/2025	7	---	12	---	1	GEK TERNA S.A. (Non Convertible)	17.0069	3.8840	99.1000	99.1000	99.1000	99.0000	04/03/2024	5,000	5,040.03	99.1000	B	35/03/2024	98.6000	99.7800
300,000	1,000.00	1,000.00	2.30	14/12/2028	7	---	5	---	1	GEK TERNA S.A. (Non Convertible)	5.3667	5.4040	86.6001	87.2000	87.0000	86.6510	04/03/2024	116,000	101,189.29	86.8000	B	35/03/2024	85.0000	89.9890

Corporate Bonds Notes

Transactions Volume = (Pieces) * (Nominal Price). Transactions Value = (Pieces) * (Nominal Price) * (price %) + (Accrued interest).

The price of a Bond is stated as a percentage (%) of Bond's Nominal Price.

Nominal Price in Euros (€), except if it is noted differently.

Government Bonds

Number Listed Bonds	Nominal price	Today's Rate	Accrued Interest Calc	Exp. Date [1]	Duration (years)	Note	Coupons Date	Curr. coupon value	Trading Unit	Government Bonds	Price min	Price max	Closing price	Previous closing price/date	Volume	Transactions Value	Price	Last order Buy / Sell	Date
4,500,000	1,000.00	1.88	Actual/Actual	04/02/2035	15	---	04/02	1.88	1	GGB-FXD-040235-15Y-1.875-1.000	---	---	---	---	---	---	---	---	---
1,805,793	1,000.00	3.45	Actual/Actual	02/04/2024	5	---	02/04	3.45	1	GGB-FXD-020424-05Y-3.450-1.000	---	---	---	---	---	---	---	---	---
6,000,000	1,000.00	0.75	Actual/Actual	18/06/2031	10	---	18/06	0.75	1	GGB-FXD-180631-10Y-0.750-1.000	---	---	---	---	---	---	---	---	---
3,350,000	1,000.00	3.88	Actual/Actual	15/06/2028	5	---	15/06	3.88	1	GGB-FXD-150628-05Y-3.875-1.000	---	---	---	---	---	---	---	---	---
5,962,747,327	1.00	3.75	Actual/Actual	30/01/2028	10	---	/02 - 01/02 - 31/	3.75	1	GGB-FXD-300128-10Y-3.750-1.00	---	---	---	85.4610 13/07/2018	---	---	1.0000	B	28/11/2018
7,067,309,386	1.00	3.90	Actual/Actual	30/01/2033	15	---	/02 - 01/02 - 31/	3.90	1	GGB-FXD-300133-15Y-3.900-1.00	---	---	---	78.6730 13/07/2018	---	---	1.0000	B	28/11/2018
5,622,848,349	1.00	4.00	Actual/Actual	30/01/2037	19	---	/02 - 01/02 - 31/	4.00	1	GGB-FXD-300137-19Y-4.000-1.00	---	---	---	77.0370 13/07/2018	---	---	1.0000	B	28/11/2018
5,476,770,669	1.00	4.20	Actual/Actual	30/01/2042	24	---	/02 - 01/02 - 31/	4.20	1	GGB-FXD-300142-24Y-4.200-1.00	---	---	---	77.7640 13/07/2018	---	---	1.0000	B	28/11/2018
4,000,000	1,000.00	3.38	Actual/Actual	15/06/2034	10	---	15/06	3.38	1	GGB-FXD-150634-10Y-3.375-1.000	---	---	---	---	---	---	---	---	---
40,248,141	1.00	4.30	Actual/Actual	24/02/2025	13	---	24/02	4.30	1	GGB-FXD-240225-13Y-2.000-1.00	---	---	---	10.0000 22/06/2015	---	---	---	---	---
59,586,043	1.00	4.30	Actual/Actual	24/02/2026	14	---	24/02	4.30	1	GGB-FXD-240226-14Y-2.000-1.00	---	---	---	10.0000 22/06/2015	---	---	---	---	---
41,118,344	1.00	4.30	Actual/Actual	24/02/2027	15	---	24/02	4.30	1	GGB-FXD-240227-15Y-2.000-1.00	---	---	---	10.0000 22/06/2015	---	---	---	---	---
45,137,734	1.00	4.30	Actual/Actual	24/02/2028	16	---	24/02	4.30	1	GGB-FXD-240228-16Y-2.000-1.00	---	---	---	10.0000 22/06/2015	---	---	---	---	---
61,768,888	1.00	4.30	Actual/Actual	24/02/2029	17	---	24/02	4.30	1	GGB-FXD-240229-17Y-2.000-1.00	---	---	---	10.0000 22/06/2015	---	---	---	---	---
54,567,744	1.00	4.30	Actual/Actual	24/02/2030	18	---	24/02	4.30	1	GGB-FXD-240230-18Y-2.000-1.00	---	---	---	10.0000 22/06/2015	---	---	---	---	---
37,541,515	1.00	4.30	Actual/Actual	24/02/2031	19	---	24/02	4.30	1	GGB-FXD-240231-19Y-2.000-1.00	---	---	---	10.0000 22/06/2015	---	---	---	---	---
37,558,317	1.00	4.30	Actual/Actual	24/02/2032	20	---	24/02	4.30	1	GGB-FXD-240232-20Y-2.000-1.00	---	---	---	10.0000 22/06/2015	---	---	---	---	---
37,473,732	1.00	4.30	Actual/Actual	24/02/2033	21	---	24/02	4.30	1	GGB-FXD-240233-21Y-2.000-1.00	---	---	---	10.0000 22/06/2015	---	---	---	---	---
33,888,293	1.00	4.30	Actual/Actual	24/02/2034	22	---	24/02	4.30	1	GGB-FXD-240234-22Y-2.000-1.00	---	---	---	10.0000 22/06/2015	---	---	---	---	---
35,177,800	1.00	4.30	Actual/Actual	24/02/2035	23	---	24/02	4.30	1	GGB-FXD-240235-23Y-2.000-1.00	---	---	---	10.0000 22/06/2015	---	---	---	---	---
35,547,268	1.00	4.30	Actual/Actual	24/02/2036	24	---	24/02	4.30	1	GGB-FXD-240236-24Y-2.000-1.00	---	---	---	10.0000 22/06/2015	---	---	---	---	---
40,246,306	1.00	4.30	Actual/Actual	24/02/2037	25	---	24/02	4.30	1	GGB-FXD-240237-25Y-2.000-1.00	---	---	---	10.0000 22/06/2015	---	---	---	---	---
37,643,952	1.00	4.30	Actual/Actual	24/02/2038	26	---	24/02	4.30	1	GGB-FXD-240238-26Y-2.000-1.00	---	---	---	10.0000 22/06/2015	---	---	---	---	---
36,977,100	1.00	4.30	Actual/Actual	24/02/2039	27	---	24/02	4.30	1	GGB-FXD-240239-27Y-2.000-1.00	---	---	---	10.0000 22/06/2015	---	---	---	---	---
41,615,000	1.00	4.30	Actual/Actual	24/02/2040	28	---	24/02	4.30	1	GGB-FXD-240240-28Y-2.000-1.00	---	---	---	10.0000 22/06/2015	---	---	---	---	---
42,227,208	1.00	4.30	Actual/Actual	24/02/2041	29	---	24/02	4.30	1	GGB-FXD-240241-29Y-2.000-1.00	---	---	---	10.0000 22/06/2015	---	---	---	---	---
68,288,487	1.00	4.30	Actual/Actual	24/02/2042	30	---	24/02	4.30	1	GGB-FXD-240242-30Y-2.000-1.00	---	---	---	10.0000 22/06/2015	---	---	---	---	---
4,000,000	1,000.00	3.88	Actual/Actual	12/03/2029	10	---	12/03	3.88	1	GGB-FXD-120329-10Y-3.875-1.000	---	---	---	---	---	---	100.0000	B	15/10/2019
4,500,000	1,000.00	0.00	Actual/Actual	12/02/2026	5	---	12/02	0.00	1	GGB-FXD-120226-05Y-3.000-1.000	---	---	---	---	---	---	---	---	---
2,209,163	1,000.00	3.38	Actual/Actual	15/02/2025	7	---	15/02	3.38	1	GGB-FXD-150225-07Y-3.375-1.000	---	---	---	---	---	---	---	---	---
964,000	1,000.00	3.25	Actual/Actual	20/03/2025	6	---	20/03	3.25	1	GGB-FXD-200325-06Y-3.250-1.000	---	---	---	---	---	---	---	---	---
2,100,000	1,000.00	3.55	Actual/Actual	20/03/2026	7	---	20/03	3.55	1	GGB-FXD-200326-07Y-3.550-1.000	---	---	---	---	---	---	---	---	---
5,500,000	1,000.00	1.50	Actual/Actual	18/06/2030	10	---	18/06	1.50	1	GGB-FXD-180630-10Y-1.500-1.000	---	---	---	---	---	---	---	---	---
3,500,000	1,000.00	4.38	Actual/Actual	18/07/2038	15	---	18/07	4.38	1	GGB-FXD-180738-15Y-4.375-1.000	---	---	---	---	---	---	---	---	---

Government Bonds Notes

Transactions Volume = (Pieces) * (Nominal Price). Transactions Value = (Pieces) * (Nominal Price) * (price %) + (Accrued interest).

The Value of current coupon for the issues with NV 0.01 euro refers to NV 100 euros

FLR: Floating Interest Rate.

[1] - The Expiration Date of the interest bearing period and the Date for coupon payment.

Government Bonds

Number Listed Bonds	Nominal price	Today's Rate	Accrued Interest Calc	Exp. Date [1]	Duration (years)	Note	Coupons Date	Curr. coupon value	Trading Unit	Government Bonds	Price min	Price max	Closing price	Previous closing price/date	Volume	Transactions Value	Price	Last order Buy / Sell	Date
40,000	1,000.00	4.67	FLR	Actual/360	18/09/2024	1	---	18/09 - 19/03	---	1	GGB-FLT-180924-01Y-4.670-1.000	---	---	---	---	---	---	---	---
5,364,250	1,000.00	3.25		Actual/Actual	20/03/2050	30	---	20/03	3.25	1	GGB-FXD-200350-30Y-3.250-1.000	---	---	---	---	---	---	---	---
3,924,361	1,000.00	2.00		Actual/Actual	22/04/2027	7	---	22/04	2.00	1	GGB-FXD-220427-07Y-2.000-1.000	---	---	---	---	---	99.9000	B	22/04/2020
2,500,000	1,000.00	1.88		Actual/Actual	23/07/2026	7	---	23/07	1.88	1	GGB-FXD-230726-07Y-1.875-1.000	---	---	---	---	---	---	---	---
4,900,000	1,000.00	4.25		Actual/Actual	15/06/2033	10	---	15/06	4.25	1	GGB-FXD-150633-10Y-4.250-1.000	---	---	---	---	---	---	---	---
3,500,000	1,000.00	1.88		Actual/Actual	24/01/2052	30	---	24/01	1.88	1	GGB-FXD-240152-30Y-1.875-1.000	---	---	---	---	---	---	---	---
3,700,000	1,000.00	1.75		Actual/Actual	18/06/2032	10	---	18/06	1.75	1	GGB-FXD-180632-10Y-1.750-1.000	---	---	---	---	---	---	---	---
2,200,000	1,000.00	1.13	FLR	Actual/360	15/12/2027	5	---	- 15/12 - 15/03 -	---	1	GGB-FLT-151227-05Y-1.130-1.000	---	---	---	---	---	102.1600	B	30/12/2022

Government Bonds Notes

Transactions Volume = (Pieces) * (Nominal Price). Transactions Value = (Pieces) * (Nominal Price) * (price %) + (Accrued interest).

The Value of current coupon for the issues with NV 0.01 euro refers to NV 100 euros

FLR: Floating Interest Rate.

[1] - The Expiration Date of the interest bearing period and the Date for coupon payment.

Treasury Bills & Zero Coupon Government Bonds

Issue Date	13-Week Maturity									26-Week Maturity									52-Week Maturity								
	Exp. Date	Initial Rate	Num Listed Bonds	Nominal price	Issue price	Last Trade Price	Last Trade Date	Volume Traded	Note	Exp. Date	Initial Rate	Num Listed Bonds	Nominal price	Issue price	Last Trade Price	Last Trade Date	Volume Traded	Note	Exp. Date	Initial Rate	Num Listed Bonds	Nominal price	Issue price	Last Trade Price	Last Trade Date	Volume Traded	Note
10/03/2023	---	---	---	---	---	---	---	---	---	---	---	---	---	---	---	---	---	---	08/03/2024	3.75	1,000,000	1,000.00	963.46	---	---	---	---
09/06/2023	---	---	---	---	---	---	---	---	---	---	---	---	---	---	---	---	---	---	07/06/2024	3.84	1,600,000	1,000.00	962.60	---	---	---	---
08/09/2023	---	---	---	---	---	---	---	---	---	---	---	---	---	---	---	---	---	---	06/09/2024	3.81	812,500	1,000.00	962.90	---	---	---	---
08/12/2023	---	---	---	---	---	---	---	---	---	---	---	---	---	---	---	---	---	---	06/12/2024	3.70	600,000	1,000.00	963.90	---	---	---	---

Bonds in Circulation	Currency / Min nominal traded Value	Coupons Payment Date	Current Coupon Value	Note	Coupon	Trading Unit	Issue Date	Duration (years)	Today's Interest	A.I.C in days	Bonds	Last price of previous days		Last Outcry in Cash (euro)			Trades in Pieces	Life min	Life Max
												Price	Buy / Sell	Date	Price	Buy / Sell			
Corporate Bonds in Foreign Currency and Euro																			
103,746	GBP / 10	01/12	0.25	---	65	1	01/12/1930	98	2.5	360	National Mortgage Bank	2.27	05/02/1996	2.27	S	05/02/1996	---	2.27	2.27
0	GBP / 10	01/12	0.25	---	67	1	01/12/1928	100	2.5	360	National Mortgage Bank	---	---	---	---	---	---	---	---

Government Bonds Notes

A.I.C: Accrued Interest Calculation base.

FLR: Floating Interest Rate.

The minimum tradeable Nominal Value for all Demeterialised Government Titles is 100 Euros.

(μφρ-0)

Athex & ATHEXClear Members List

Member Name	Stock Market			Derivatives Market		ATHEXClear Member				
	Address	Phone	Fax	Market Member	Remote Member	Market Maker	Proprietary	Market Maker	General Clearing	Direct Clearing
A. SARRIS SECURITIES S.A.				a						
6, ΔΡΑΓΑΤΣΑΝΙΟΥ 6 ΑΘΗΝΑ	2103367700									
AEONIC SECURITIES C.I.F. P.L.C.				a						
, ΛΑΪΟΥ 6, ΓΡ. 301B, ANNA COURT	35725337600									
ALPHA BANK S.A.									a	
, ΣΤΑΔΙΟΥ 40 ΑΘΗΝΑ	2103260000									
ALPHA FINANCE INVESTMENT SERVICES SINGLE MEMBER SA				a		a	a	a		a
5, ΠΑΝΕΠΙΣΤΗΜΙΟΥ 45 ΑΘΗΝΑ	2103677400									
ARGUS STOCKBROKERS LTD				a	a		a			
25, 25 ΛΕΩΦΟΡΟΣ ΔΗΜΟΣΘΕΝΗ ΣΕΒΕΡΗ	0035722717000									
ATLANTIC SECURITIES LTD				a	a					
37, ΠΡΟΔΡΟΜΟΥ 37	0035722445400									
AXON SECURITIES S.A.				a			a			
48, ΣΤΑΔΙΟΥ 48 ΑΘΗΝΑ	2103363800									
BETA SECURITIES S.A.				a		a	a			a
29, Λ. ΑΛΕΞΑΝΔΡΑΣ 29 ΑΘΗΝΑ	210 6478900									
BNP PARIBAS S.A.									a	
, ΛΑΜΨΑΚΟΥ 2 ΑΘΗΝΑ	2107468525									
BOFA SECURITIES EUROPE SA				a	a					
, 51 RUE LA BOÉTIE	+33 153655555									
CAPITAL SECURITIES S.A.				a			a			
58, ΜΗΤΡΟΠΟΛΕΩΣ 58 ΑΘΗΝΑ	2103369700									
CITIGROUP GLOBAL MARKETS EUROPE AG				a	a					
16, REUTERWEG 16	+49 691366-0									
CITIGROUP GLOBAL MARKETS LIMITED				a						
1, 33 CANADA SQUARE -CANARY WHARF	+44 02079864000									
CREDIT SUISSE BANK (EUROPE), S.A.				a	a					
, CALLE AYALA 42, 3A PLANTA-B MADRID	+34917916000									
CREDIT SUISSE SECURITIES (EUROPE) LIMITED				a						
1, ONE CABOT SQUARE LONDON	+44 2078888888									
CYCLOS SECURITIES S.A.				a			a			
39, ΧΑΡΙΛΑΟΥ ΤΡΙΚΟΥΠΗ 6-8-10 ΑΘΗΝΑ	2103364300									
DEUTSCHE BANK S.A.					a					
1, GREAT WINCHESTER STREET LONDON	+44 20 754 54209	00441133361437								
EUROBANK EQUITIES INVESTMENT FIRM SINGLE MEMBER SA				a		a	a	a		a
, ΦΙΛΕΛΛΗΝΩΝ 10 & ΞΕΝΟΦΩΝΤΟΣ 13 ΑΘΗΝΑ	2103720425									
EUROBANK S.A.									a	
, ΟΘΩΝΟΣ 8 ΑΘΗΝΑ	2144043907									
EUROCORP INVESTMENT SERVICES S.A.				a			a			a
14, ΠΛ.ΦΙΛΙΚΗΣ ΕΤΑΙΡΕΙΑΣ 14 ΑΘΗΝΑ	2107263600									
EUOTRUST INVESTMENT FIRM SA				a						
113, ΣΕΒΑΣΤΟΥΠΟΛΕΩΣ 113 ΑΘΗΝΑ	2103363100									
EUROXX SECURITIES S.A.				a		a	a	a		a
7, ΠΑΛΕΟΛΟΓΟΥ ΧΑΛΑΝΔΡΙ	+30 2106879400	210-6879401								
7, ΠΑΛΑΙΟΛΟΓΟΥ ΧΑΛΑΝΔΡΙ	(210)-6879400	(210)-6879401								
FREEDOM FINANCE EUROPE LTD				a	a					
, ΧΡΙΣΤΑΚΗ ΚΡΑΝΟΥ 20	035725257786									
G. A. PERVANAS SECURITIES- INVESTMENT SERVICES S.A.				a						
7-9, ΣΟΦΟΚΛΕΟΥΣ 7-9 ΑΘΗΝΑ	2103727200									
GLOBAL CAPITAL SECURITIES & FINANCIAL SERVICES LTD				a	a					
50, ΛΑΡΧΙΠΙΣΚΟΠΟΥ ΜΑΚΑΡΙΟΥ Γ50	0035722710710									
GREENPOST TRADING EUROPE LTD				a	a	a				
, ΚΙΜΩΝΟΣ 3, ACROPOLIS MANSIONS, 2ND FLOOR, FLAT/OFFICE 202	035722521389									
HELLENIC AMERICAN SECURITIES S.A.				a		a	a			a
27, ΑΝΔΡΕΑ ΠΑΠΑΝΔΡΕΟΥ 27 ΜΑΡΟΥΣΙ	2103311100									
HELLENIC BANK (INVESTMENTS) LTD					a					
, ΑΥΕ.ΚΥΡΙΑΚΟΥ ΜΑΤΣΙ 31 - PO BOX 24747 NICOSIA	+357 22500100	357 22500110								
HSBC CONTINENTAL EUROPE									a	
109-111, Λ.ΜΕΣΟΓΕΙΩΝ 109-111	2106960000									
INDEX SECURITIES S.A.				a						
6, ΔΡΑΓΑΤΣΑΝΙΟΥ 6 ΑΘΗΝΑ	2103213920									
J. CHR. MAVRIKIS SECURITIES S.A.				a						
5, ΣΟΦΟΚΛΕΟΥΣ 5 ΑΘΗΝΑ	2103216730									

Athex & ATHEXClear Members List

Member Name				Stock Market			Derivatives Market		ATHEXClear Member	
	Address	Phone	Fax	Market Member	Remote Member	Market Maker	Proprietary	Market Maker	General Clearing	Direct Clearing
KAPPA SECURITIES S.A.				a			a			
15, ΒΑΛΑΩΡΙΤΟΥ 15 ΑΘΗΝΑ	2103678600									
KARAMANOF SECURITIES & INVESTMENT SERVICES S.A.				a						
2, ΠΛ.ΑΓ.ΘΕΟΔΩΡΩΝ 2 ΑΘΗΝΑ	2103212947									
LAIKI FINANCIAL SERVICES LTD					a					
26, AVE. VYRONOS NICOSIA	357 22367367	357 22718567								
LEON DEPOLAS SECURITIES S.A.				a		a	a			
1, ΧΡΗΣΤΟΥ ΛΑΔΑ 1 ΑΘΗΝΑ	2103213276 -28									
MEGA EQUITY SECURITIES & FINANCIAL SERVICES PUBLIC LTD				a	a		a			
42-44, ΛΕΩΦ.ΓΡΙΒΑ ΔΙΓΕΝΗ 42-44	0035722711711									
MERIT SECURITIES S.A				a		a	a			a
5, ΣΟΦΟΚΛΕΟΥΣ 5 ΑΘΗΝΑ	2141008814									
MERRILL LYNCH INTERNATIONAL				a						
2, 2 KING EDWARD STREET LONDON	+44 20276281000									
N. CHRYSOCHOIDIS SECURITIES S.A.				a			a			a
7-9, ΣΟΦΟΚΛΕΟΥΣ 7-9 ΑΘΗΝΑ	2103213913									
NATIONAL BANK OF GREECE S.A.				a		a	a		a	
86, ΑΙΟΛΟΥ ΣΤΡ. ΑΘΗΝΑ	(210)-3341000	(210)-3228187								
68, ΑΚΑΔΙΜΙΑΣ ΣΤΡ. ΑΘΗΝΑ	(210)-3328817	(210)-3328678								
NATIONAL SECURITIES SINGLE MEMBER SA				a		a	a	a		
66, ΛΕΩΦΟΡΟΣ ΑΘΗΝΩΝ 128-132 & ΙΦΙΓΕΝΙΑΣ ΑΘΗΝΑ	2103328784									
NUNTIUS BROKERAGE AND INVESTMENT SERVICES S.A				a						
6, ΔΡΑΓΑΤΣΑΝΙΟΥ 6 ΑΘΗΝΑ	2103350599									
ONE PLUS CAPITAL LIMITED				a	a					
, 75 PRODROMOU AVENUE NICOSIA 1307	35722873760									
OPTIMA BANK S.A.				a		a	a	a	a	
, ΑΙΓΙΑΛΕΙΑΣ 32 & ΠΑΡΑΔΕΙΣΟΥ ΜΑΡΟΥΣΙ	210 8173000									
PANCRETA BANK S.A									a	
, ΙΚΑΡΟΥ 5	2810338746									
PANTELAKIS SECURITIES S.A.				a		a	a	a		
57, ΕΘΝΙΚΗΣ ΑΝΤΙΣΤΑΣΕΩΣ 57, ΚΤΙΠΙΟ Β CHALANDRI	2106965000									
PIRAEUS BANK S.A.				a			a		a	
, ΑΜΕΡΙΚΗΣ 4 ΑΘΗΝΑ	2103335000									
PIRAEUS SECURITIES S. A.				a		a	a	a		a
10, ΣΤΑΔΙΟΥ 10 ΑΘΗΝΑ	2103354100									
PROCHOICE SECURITIES LTD				a	a					
57, ΛΕΩΦ.ΣΠΥΡΟΥ ΚΥΠΡΙΑΝΟΥ 57, ΑΚΙΝΗΤΑ Φ	035724661192									
SHARELINK SECURITIES & FINANCIAL SERVICES LTD				a			a			
6, HOUSE-ΘΕΟΤΟΚΗ 6 ΜΕΓΑΡΟ ΕΛΜΗΝΑ	+357 22554200									
SOCIETE GENERALE S.A.				a	a		a			
, 17 COURS VALMY, CEDEX	+157290504									
SOLIDUS SECURITIES S.A				a			a			a
64, ΛΟΥΙΖΗΣ ΠΙΑΝΚΟΥΡ 64 ΑΘΗΝΑ	2106900600									
ST. EM. LAVRENTAKIS SECURITIES S.A.				a			a			
7-9, ΣΟΦΟΚΛΕΟΥΣ 7-9 ΑΘΗΝΑ	2103213336									
THE CYPRUS INVESTMENT & SECURITIES CORPORATION LTD				a	a					
154, 1 AG. PROKOPIΟΥ & POSIDONOS 1ST FLOOR	0035722121700									
UBS EUROPE SE				a	a					
, OPERNTURM, BOCKENHEIMER LANDSTRASSE 2-4	496921790									
UBS LIMITED					a					
1, FINSBURY AVENUE LONDON	+44 2075687135									

List of Stocks under Market Making operations

Securities	Market Maker	Start Market Making	Stock Category	Suspension Status
MLS MULTIMEDIA SA (CR)				
	PIRAEUS SECURITIES S. A.	01/08/2019		
ALPHA ETF FTSE Athex Large Cap			Exchange Traded Funds (ETFs)	
	ALPHA FINANCE INVESTMENT SERVICES SINGLE MEMBER SA	02/01/1900		
	NATIONAL SECURITIES SINGLE MEMBER SA	02/01/1900		
ADMIE (IPTO) HOLDING S.A. (CR)			Main Market	
	EUROBANK EQUITIES INVESTMENT FIRM SINGLE MEMBER SA	24/05/2021		
	HELLENIC AMERICAN SECURITIES S.A.	09/03/2020		
	PIRAEUS SECURITIES S. A.	29/06/2017		
AEGEAN AIRLINES (CR)			Main Market	
	EUROBANK EQUITIES INVESTMENT FIRM SINGLE MEMBER SA	22/09/2020		
ALPHA SERVICES HOLD (CR)			Main Market	
	ALPHA FINANCE INVESTMENT SERVICES SINGLE MEMBER SA	29/02/2016		
	EUROBANK EQUITIES INVESTMENT FIRM SINGLE MEMBER SA	22/10/2006		
	GREENPOST TRADING EUROPE LTD	12/06/2023		
	HELLENIC AMERICAN SECURITIES S.A.	25/07/2014		
	LEON DEPOLAS SECURITIES S.A.	04/01/2016		
	MERIT SECURITIES S.A	03/09/2012		
	NATIONAL SECURITIES SINGLE MEMBER SA	02/01/1900		
	PIRAEUS SECURITIES S. A.	28/05/2009		
ALPHA TRUST HOLDINGS (CR)			Main Market	
	EUROBANK EQUITIES INVESTMENT FIRM SINGLE MEMBER SA	06/02/2023		
	LEON DEPOLAS SECURITIES S.A.	04/01/2021		
ALUMIL (CR)			Main Market	
	PIRAEUS SECURITIES S. A.	31/07/2023		
ANDROMEDA SA (CR)			Main Market	
	BETA SECURITIES S.A.	15/02/2021		
	OPTIMA BANK S.A.	03/04/2023		
ATTICA BANK S.A. (CR)			Main Market	
	EUROXX SECURITIES S.A.	22/01/2016		
AUSTRIACARD (CB)			Main Market	
	BETA SECURITIES S.A.	23/03/2023		
	EUROBANK EQUITIES INVESTMENT FIRM SINGLE MEMBER SA	15/05/2023		
AUTOHELLAS SA (CR)			Main Market	
	ALPHA FINANCE INVESTMENT SERVICES SINGLE MEMBER SA	01/07/2019		
	EUROXX SECURITIES S.A.	02/07/2018		
AVAX S.A. (CR)			Main Market	
	EUROBANK EQUITIES INVESTMENT FIRM SINGLE MEMBER SA	14/12/2015		
	OPTIMA BANK S.A.	04/09/2023		
	PIRAEUS SECURITIES S. A.	01/02/2021		
AVE (CR)			Main Market	
	EUROXX SECURITIES S.A.	05/06/2020		
BRIQ PROPERTIES (CR)			Main Market	
	EUROBANK EQUITIES INVESTMENT FIRM SINGLE MEMBER SA	09/09/2019		
	LEON DEPOLAS SECURITIES S.A.	22/02/2021		
	PIRAEUS SECURITIES S. A.	05/02/2024		
CC HBC AG (CR)			Main Market	
	BETA SECURITIES S.A.	08/03/2021		
	NATIONAL SECURITIES SINGLE MEMBER SA	02/01/1900		
	PIRAEUS SECURITIES S. A.	04/05/2015		
CENERGY HOLDINGS (CB)			Main Market	
	ALPHA FINANCE INVESTMENT SERVICES SINGLE MEMBER SA	02/01/2016		
	EUROBANK EQUITIES INVESTMENT FIRM SINGLE MEMBER SA	02/01/2016		
	OPTIMA BANK S.A.	14/03/2022		
	PANTELAKIS SECURITIES S.A.	27/12/2022		
CNL CAPITAL (CR)			Main Market	
	MERIT SECURITIES S.A	01/10/2018		
DIMAND (CR)			Main Market	
	ALPHA FINANCE INVESTMENT SERVICES SINGLE MEMBER SA	08/08/2022		
	EUROBANK EQUITIES INVESTMENT FIRM SINGLE MEMBER SA	08/08/2022		
	PANTELAKIS SECURITIES S.A.	15/05/2023		
EKTER SA (CR)			Main Market	
	BETA SECURITIES S.A.	26/09/2022		
	EUROBANK EQUITIES INVESTMENT FIRM SINGLE MEMBER SA	16/10/2017		
	LEON DEPOLAS SECURITIES S.A.	21/05/2018		
ELASTRON (CR)			Main Market	
	LEON DEPOLAS SECURITIES S.A.	20/02/2017		

List of Stocks under Market Making operations

Securities	Stock Category
Market Maker	Start Market Making
ELLAKTOR (CR)	Main Market
ALPHA FINANCE INVESTMENT SERVICES SINGLE MEMBER SA	18/03/2019
EUROBANK EQUITIES INVESTMENT FIRM SINGLE MEMBER SA	01/06/2012
EUROXX SECURITIES S.A.	24/09/2018
NATIONAL SECURITIES SINGLE MEMBER SA	02/01/1900
PIRAEUS SECURITIES S. A.	22/10/2018
ELTON SA (CR)	Main Market
OPTIMA BANK S.A.	30/01/2023
ELVALHALCOR (CR)	Main Market
ALPHA FINANCE INVESTMENT SERVICES SINGLE MEMBER SA	07/05/2018
BETA SECURITIES S.A.	09/01/2023
EUROBANK EQUITIES INVESTMENT FIRM SINGLE MEMBER SA	07/05/2018
ENTERSOFT (CR)	Main Market
ALPHA FINANCE INVESTMENT SERVICES SINGLE MEMBER SA	23/03/2023
EUROBANK EQUITIES INVESTMENT FIRM SINGLE MEMBER SA	22/06/2020
EUROBANK HOLDINGS (CR)	Main Market
ALPHA FINANCE INVESTMENT SERVICES SINGLE MEMBER SA	09/01/2006
EUROBANK EQUITIES INVESTMENT FIRM SINGLE MEMBER SA	01/06/2012
GREENPOST TRADING EUROPE LTD	12/06/2023
HELLENIC AMERICAN SECURITIES S.A.	25/07/2014
LEON DEPOLAS SECURITIES S.A.	30/11/2018
MERIT SECURITIES S.A	06/11/2017
NATIONAL SECURITIES SINGLE MEMBER SA	02/01/1900
PIRAEUS SECURITIES S. A.	28/09/2009
EUROCONSULTANTS S.A. (CR)	Main Market
OPTIMA BANK S.A.	01/02/2023
EYDAP S.A. (CR)	Main Market
ALPHA FINANCE INVESTMENT SERVICES SINGLE MEMBER SA	27/01/2020
EUROBANK EQUITIES INVESTMENT FIRM SINGLE MEMBER SA	10/06/2019
FOURLIS (CR)	Main Market
EUROBANK EQUITIES INVESTMENT FIRM SINGLE MEMBER SA	01/12/2016
PIRAEUS SECURITIES S. A.	06/03/2017
GEK TERNA (CR)	Main Market
BETA SECURITIES S.A.	08/03/2021
EUROBANK EQUITIES INVESTMENT FIRM SINGLE MEMBER SA	24/05/2021
PIRAEUS SECURITIES S. A.	29/08/2019
GR. SARANTIS S.A. (CR)	Main Market
BETA SECURITIES S.A.	14/05/2012
EUROBANK EQUITIES INVESTMENT FIRM SINGLE MEMBER SA	24/10/2016
HELLENIC EXCHANGES-A.S.E. (CR)	Main Market
HELLENIC AMERICAN SECURITIES S.A.	01/09/2014
NATIONAL SECURITIES SINGLE MEMBER SA	02/01/1900
PIRAEUS SECURITIES S. A.	04/05/2015
HELLENIO ENERGY (CR)	Main Market
ALPHA FINANCE INVESTMENT SERVICES SINGLE MEMBER SA	07/11/2023
EUROBANK EQUITIES INVESTMENT FIRM SINGLE MEMBER SA	01/11/2023
HELLENIC AMERICAN SECURITIES S.A.	14/09/2015
PIRAEUS SECURITIES S. A.	20/03/2017
IDEAL HOLDINGS (CR)	Main Market
EUROBANK EQUITIES INVESTMENT FIRM SINGLE MEMBER SA	07/06/2021
PIRAEUS SECURITIES S. A.	07/06/2021
INTERCONTINENTAL (CR)	Main Market
LEON DEPOLAS SECURITIES S.A.	03/06/2019
INTERLIFE G.C.I.(CR)	Main Market
BETA SECURITIES S.A.	24/10/2022
PIRAEUS SECURITIES S. A.	22/01/2024
INTERWOOD-XYLEMPORIA (CR)	Main Market
EUROBANK EQUITIES INVESTMENT FIRM SINGLE MEMBER SA	05/07/2021
PANTELAKIS SECURITIES S.A.	01/07/2021
INTRAKAT (CR)	Main Market
BETA SECURITIES S.A.	04/10/2021
PANTELAKIS SECURITIES S.A.	10/10/2022
JUMBO SA (CR)	Main Market
BETA SECURITIES S.A.	01/02/2021
EUROBANK EQUITIES INVESTMENT FIRM SINGLE MEMBER SA	25/05/2020
GREENPOST TRADING EUROPE LTD	12/06/2023
MERIT SECURITIES S.A	06/11/2017
PIRAEUS SECURITIES S. A.	06/03/2017

List of Stocks under Market Making operations

Securities	Stock Category
Market Maker	Start Market Making
KLOUKINAS - LAPPAS SA (CR)	Main Market
OPTIMA BANK S.A.	02/01/2023
KRI-KRI S.A. (CR)	Main Market
EUROBANK EQUITIES INVESTMENT FIRM SINGLE MEMBER SA	07/05/2018
LEON DEPOLAS SECURITIES S.A.	16/01/2017
PIRAEUS SECURITIES S. A.	11/12/2023
LAMDA DEVELOPMENT SA (CR)	Main Market
EUROBANK EQUITIES INVESTMENT FIRM SINGLE MEMBER SA	08/12/2014
PANTELAKIS SECURITIES S.A.	06/11/2017
PIRAEUS SECURITIES S. A.	29/06/2017
LAMPSA HOTEL SA (CR)	Main Market
LEON DEPOLAS SECURITIES S.A.	16/01/2017
MOTODYNAMICS S.A. (CR)	Main Market
OPTIMA BANK S.A.	25/08/2023
MOTOR OIL (CR)	Main Market
BETA SECURITIES S.A.	08/03/2021
EUROBANK EQUITIES INVESTMENT FIRM SINGLE MEMBER SA	22/10/2006
GREENPOST TRADING EUROPE LTD	12/06/2023
LEON DEPOLAS SECURITIES S.A.	01/04/2019
MERIT SECURITIES S.A	25/02/2019
NATIONAL SECURITIES SINGLE MEMBER SA	02/01/1900
PIRAEUS SECURITIES S. A.	04/05/2015
MPLE KEDROS (CR)	Main Market
OPTIMA BANK S.A.	16/10/2023
OPTIMA BANK S.A.	08/11/2023
MYTILINEOS (CR)	Main Market
ALPHA FINANCE INVESTMENT SERVICES SINGLE MEMBER SA	15/04/2019
BETA SECURITIES S.A.	11/04/2022
EUROBANK EQUITIES INVESTMENT FIRM SINGLE MEMBER SA	20/09/2017
GREENPOST TRADING EUROPE LTD	12/06/2023
MERIT SECURITIES S.A	25/02/2019
NATIONAL SECURITIES SINGLE MEMBER SA	02/01/1900
PIRAEUS SECURITIES S. A.	04/05/2015
NAFPAKTOS TEXTILE (CR)	Main Market
OPTIMA BANK S.A.	29/01/2024
NATIONAL BANK (CR)	Main Market
ALPHA FINANCE INVESTMENT SERVICES SINGLE MEMBER SA	09/01/2006
EUROBANK EQUITIES INVESTMENT FIRM SINGLE MEMBER SA	22/10/2006
GREENPOST TRADING EUROPE LTD	12/06/2023
HELLENIC AMERICAN SECURITIES S.A.	25/07/2014
LEON DEPOLAS SECURITIES S.A.	20/05/2015
MERIT SECURITIES S.A	03/09/2012
NATIONAL SECURITIES SINGLE MEMBER SA	02/01/1900
PIRAEUS SECURITIES S. A.	08/09/2008
OPAP (CR)	Main Market
ALPHA FINANCE INVESTMENT SERVICES SINGLE MEMBER SA	09/01/2006
EUROBANK EQUITIES INVESTMENT FIRM SINGLE MEMBER SA	22/10/2006
GREENPOST TRADING EUROPE LTD	12/06/2023
HELLENIC AMERICAN SECURITIES S.A.	25/07/2014
MERIT SECURITIES S.A	20/03/2017
NATIONAL SECURITIES SINGLE MEMBER SA	02/01/1900
PIRAEUS SECURITIES S. A.	04/05/2015
OPTIMA BANK (CR)	Main Market
ALPHA FINANCE INVESTMENT SERVICES SINGLE MEMBER SA	12/12/2023
EUROBANK EQUITIES INVESTMENT FIRM SINGLE MEMBER SA	11/12/2023
OPTIMA BANK S.A.	06/11/2023
ORILINA PROPERTIES REIC (CR)	Main Market
EUROBANK EQUITIES INVESTMENT FIRM SINGLE MEMBER SA	11/12/2023
LEON DEPOLAS SECURITIES S.A.	11/12/2023
OTE (CR)	Main Market
ALPHA FINANCE INVESTMENT SERVICES SINGLE MEMBER SA	09/01/2006
EUROBANK EQUITIES INVESTMENT FIRM SINGLE MEMBER SA	22/10/2006
GREENPOST TRADING EUROPE LTD	12/06/2023
HELLENIC AMERICAN SECURITIES S.A.	25/07/2014
LEON DEPOLAS SECURITIES S.A.	20/04/2015
MERIT SECURITIES S.A	20/03/2017
NATIONAL SECURITIES SINGLE MEMBER SA	02/01/1900
PIRAEUS SECURITIES S. A.	08/09/2008

List of Stocks under Market Making operations

Securities	Stock Category
Market Maker	Start Market Making
P.P.A. S.A. (CR)	Main Market
EUROBANK EQUITIES INVESTMENT FIRM SINGLE MEMBER SA	06/02/2019
PAPOUTSANIS (CR)	Main Market
ALPHA FINANCE INVESTMENT SERVICES SINGLE MEMBER SA	19/11/2018
BETA SECURITIES S.A.	25/11/2013
PETROPOULOS PETROS (CR)	Main Market
EUROBANK EQUITIES INVESTMENT FIRM SINGLE MEMBER SA	01/04/2019
PANTELAKIS SECURITIES S.A.	16/03/2020
PIRAEUS FINANCIAL HOLD (CR)	Main Market
ALPHA FINANCE INVESTMENT SERVICES SINGLE MEMBER SA	15/04/2019
EUROBANK EQUITIES INVESTMENT FIRM SINGLE MEMBER SA	22/10/2006
EUROXX SECURITIES S.A.	15/02/2016
GREENPOST TRADING EUROPE LTD	12/06/2023
HELLENIC AMERICAN SECURITIES S.A.	25/07/2014
LEON DEPOLAS SECURITIES S.A.	30/11/2018
MERIT SECURITIES S.A	16/09/2013
NATIONAL SECURITIES SINGLE MEMBER SA	02/01/1900
PIRAEUS SECURITIES S. A.	16/02/2009
PPC (CR)	Main Market
ALPHA FINANCE INVESTMENT SERVICES SINGLE MEMBER SA	09/01/2006
BETA SECURITIES S.A.	01/02/2021
EUROBANK EQUITIES INVESTMENT FIRM SINGLE MEMBER SA	22/10/2006
GREENPOST TRADING EUROPE LTD	12/06/2023
HELLENIC AMERICAN SECURITIES S.A.	01/09/2014
MERIT SECURITIES S.A	06/11/2017
NATIONAL SECURITIES SINGLE MEMBER SA	02/01/1900
PIRAEUS SECURITIES S. A.	28/09/2009
PREMA (CR)	Main Market
BETA SECURITIES S.A.	01/06/2021
LEON DEPOLAS SECURITIES S.A.	05/12/2022
PANTELAKIS SECURITIES S.A.	23/12/2021
PROFILE SA (CR)	Main Market
OPTIMA BANK S.A.	03/04/2023
PANTELAKIS SECURITIES S.A.	01/07/2019
QUALITY & RELIABILITY SA (CR)	Main Market
OPTIMA BANK S.A.	03/01/2023
QUEST HOLDINGS (CR)	Main Market
BETA SECURITIES S.A.	26/03/2018
EUROBANK EQUITIES INVESTMENT FIRM SINGLE MEMBER SA	28/01/2019
REVOIL (CR)	Main Market
BETA SECURITIES S.A.	26/06/2023
SIDMA STEEL (CR)	Main Market
OPTIMA BANK S.A.	25/05/2023
SPACE HELLAS SA (CR)	Main Market
MERIT SECURITIES S.A	09/12/2022
TECHNICAL OLYMPIC SA (CR)	Main Market
OPTIMA BANK S.A.	05/07/2023
TERNA ENERGY (CR)	Main Market
EUROBANK EQUITIES INVESTMENT FIRM SINGLE MEMBER SA	24/05/2021
PIRAEUS SECURITIES S. A.	09/12/2019
THRACE PLASTICS SA (CR)	Main Market
ALPHA FINANCE INVESTMENT SERVICES SINGLE MEMBER SA	26/03/2018
EUROBANK EQUITIES INVESTMENT FIRM SINGLE MEMBER SA	26/03/2018
TITAN CEMENT (CB)	Main Market
BETA SECURITIES S.A.	01/02/2021
EUROBANK EQUITIES INVESTMENT FIRM SINGLE MEMBER SA	06/11/2019
PIRAEUS SECURITIES S. A.	18/01/2021
TRADE ESTATES REIC (CR)	Main Market
EUROBANK EQUITIES INVESTMENT FIRM SINGLE MEMBER SA	08/11/2023
EUROBANK EQUITIES INVESTMENT FIRM SINGLE MEMBER SA	10/11/2023
PANTELAKIS SECURITIES S.A.	08/11/2023
PANTELAKIS SECURITIES S.A.	10/11/2023
TZIRAKIAN PROFIL (CR)	Main Market
LEON DEPOLAS SECURITIES S.A.	19/07/2021
VIOHALCO SA/NV (CB)	Main Market
ALPHA FINANCE INVESTMENT SERVICES SINGLE MEMBER SA	11/03/2008
EUROBANK EQUITIES INVESTMENT FIRM SINGLE MEMBER SA	04/03/2014
MERIT SECURITIES S.A	17/03/2014

Underlying Asset				Derivatives Market													
Price max	Price min	Closing price	change	Delivery Month	Open price	Price max	Price min	Last price	Closing price	Last Bid	Last Ask	Fixing price*	Life high	Life low	Trades	Volume	Open Interest
FTSE/Athex Large Cap (Trade Unit: 1 Index Point x 2€, Cash Settlement)																	
3,495.52	3,468.60	3,468.60	-0.64%	March 2024	3,500.00	3,500.00	3,474.00	3,477.00	3,477.00	---	---	---	3,508.00	---	73	347	4,556
				April 2024	3,491.00	3,491.00	3,475.00	3,475.00	3,475.00	---	---	---	3,502.50	---	14	33	357
				May 2024	---	---	---	---	3,505.25	---	---	---	---	---	---	---	---
				June 2024	---	---	---	---	3,512.00	---	---	---	---	---	---	---	---
				September 2024	---	---	---	---	3,529.50	---	---	---	---	---	---	---	---
				December 2024	---	---	---	---	3,547.25	---	---	---	---	---	---	---	---
FTSE/Athex Banks (Trade Unit: 1 Index Point x 15€, Cash Settlement)																	
1,266.75	1,252.66	1,252.66	-1.11%	March 2024	---	---	---	---	1,275.75	---	---	---	1,271.25	---	---	---	1,495
				June 2024	1,279.00	1,279.00	1,279.00	1,279.00	1,279.00	---	---	---	1,282.50	---	1	5	140
				September 2024	---	---	---	---	1,280.75	---	---	---	---	---	---	---	---
				December 2024	---	---	---	---	1,287.25	---	---	---	---	---	---	---	---
MSCI GREECE REBASED (Trade Unit: 1 Index Point x 2€, Cash Settlement)																	
5,632.34	5,569.03	5,569.03	-1.12%	March 2024	---	---	---	---	5,615.25	---	---	---	5,535.25	---	---	---	202
				April 2024	---	---	---	---	5,606.25	---	---	---	5,500.00	---	---	---	130
				May 2024	---	---	---	---	5,606.25	---	---	---	5,547.00	---	---	---	10
				June 2024	---	---	---	---	5,596.50	---	---	---	5,463.25	---	---	---	10
				July 2024	---	---	---	---	5,675.25	---	---	---	---	---	---	---	---
				August 2024	---	---	---	---	5,684.00	---	---	---	---	---	---	---	---
				September 2024	---	---	---	---	5,695.00	---	---	---	---	---	---	---	---
				December 2024	---	---	---	---	5,723.50	---	---	---	---	---	---	---	---

Derivatives notes

Fixing prices and final open positions can be retrieved from the following path <http://www.helex.gr/el/web/guest/statistics-end-of-day-derivatives>

Underlying Asset				Derivatives Market													
Price max	Price min	Closing price	change	Delivery Month	Open price	Price max	Price min	Last price	Closing price	Last Bid	Last Ask	Fixing price*	Life high	Life low	Trades	Volume	Open Interest
ADMIE (IPTO) HOLDING S.A. (CR)				(Contract Size: 100 Securities, Physical Delivery)													
2.34	2.315	2.325	-0.64%	March 2024	2.33	2.34	2.32	2.34	2.34	---	---	---	2.43	---	16	214	29,820
				June 2024	---	---	---	---	2.38	---	---	---	2.44	---	---	---	1,995
				September 2024	---	---	---	---	2.37	---	---	---	---	---	---	---	---
				December 2024	---	---	---	---	2.38	---	---	---	---	---	---	---	---
AEGEAN AIRLINES (CR)				(Contract Size: 100 Securities, Physical Delivery)													
12.8	12.6	12.6	-1.56%	March 2024	12.75	12.75	12.60	12.60	12.60	---	---	---	12.86	---	11	40	6,524
				June 2024	12.61	12.61	12.30	12.30	12.30	---	---	---	12.77	---	9	51	28
				September 2024	---	---	---	---	12.94	---	---	---	---	---	---	---	---
				December 2024	---	---	---	---	13.01	---	---	---	---	---	---	---	---
ALPHA SERVICES HOLD (CR)				(Contract Size: 100 Securities, Physical Delivery)													
1.7755	1.754	1.754	-1.13%	March 2024	1.78	1.78	1.76	1.76	1.76	---	---	---	1.78	---	92	4,500	178,979
				June 2024	1.78	1.80	1.78	1.78	1.78	---	---	---	1.80	---	48	1,617	6,466
				September 2024	---	---	---	---	1.79	---	---	---	---	---	---	---	---
				December 2024	---	---	---	---	1.80	---	---	---	---	---	---	---	---
AUTOHELLAS SA (CR)				(Contract Size: 100 Securities, Physical Delivery)													
13.78	13.52	13.7	0.00%	March 2024	13.66	13.66	13.66	13.66	13.66	---	---	---	14.10	---	1	5	303
				June 2024	---	---	---	---	13.50	---	---	---	13.67	---	---	---	5
				September 2024	---	---	---	---	13.85	---	---	---	---	---	---	---	---
				December 2024	---	---	---	---	13.92	---	---	---	---	---	---	---	---
AVAX S.A. (CR)				(Contract Size: 100 Securities, Physical Delivery)													
1.704	1.664	1.664	-1.42%	March 2024	1.68	1.68	1.66	1.68	1.68	---	---	---	1.96	---	7	43	1,442
				June 2024	---	---	---	---	1.70	---	---	---	---	---	---	---	---
				September 2024	---	---	---	---	1.71	---	---	---	---	---	---	---	---
				December 2024	---	---	---	---	1.72	---	---	---	---	---	---	---	---
CC HBC AG (CR)				(Contract Size: 100 Securities, Physical Delivery)													
29.19	28.92	29.12	1.46%	March 2024	29.10	29.19	29.10	29.10	29.10	---	---	---	29.23	---	9	50	161
				June 2024	---	---	---	---	28.87	---	---	---	---	---	---	---	---
				September 2024	---	---	---	---	29.02	---	---	---	---	---	---	---	---
				December 2024	---	---	---	---	29.16	---	---	---	---	---	---	---	---
CENERGY HOLDINGS (CB)				(Contract Size: 100 Securities, Physical Delivery)													
7.6	7.23	7.6	2.70%	March 2024	7.29	7.48	7.26	7.48	7.48	---	---	---	7.60	---	18	82	5,533
				June 2024	7.40	7.40	7.40	7.40	7.40	---	---	---	7.42	---	1	2	8
				September 2024	---	---	---	---	7.48	---	---	---	---	---	---	---	---
				December 2024	---	---	---	---	7.52	---	---	---	---	---	---	---	---

Derivatives notes

Fixing prices and final open positions can be retrieved from the following path <http://www.helex.gr/el/web/guest/statistics-end-of-day-derivatives>

Underlying Asset				Derivatives Market													
Price max	Price min	Closing price	change	Delivery Month	Open price	Price max	Price min	Last price	Closing price	Last Bid	Last Ask	Fixing price*	Life high	Life low	Trades	Volume	Open Interest
ELLAKTOR (CR)				(Contract Size: 100 Securities, Physical Delivery)													
2.715	2.655	2.67	0.38%	March 2024	2.70	2.70	2.66	2.66	2.66	---	---	---	2.84	---	13	64	4,582
				June 2024	---	---	---	---	2.68	---	---	---	---	---	---	---	---
				September 2024	---	---	---	---	2.69	---	---	---	---	---	---	---	---
				December 2024	---	---	---	---	2.70	---	---	---	---	---	---	---	---
ELVALHALCOR (CR)				(Contract Size: 100 Securities, Physical Delivery)													
2.275	2.225	2.23	-1.11%	March 2024	2.26	2.27	2.22	2.24	2.24	---	---	---	2.44	---	37	387	5,073
				June 2024	---	---	---	---	2.29	---	---	---	2.28	---	---	---	197
				September 2024	---	---	---	---	2.28	---	---	---	---	---	---	---	---
				December 2024	---	---	---	---	2.29	---	---	---	---	---	---	---	---
EUROBANK HOLDINGS (CR)				(Contract Size: 100 Securities, Physical Delivery)													
1.9295	1.9045	1.9045	-1.53%	March 2024	1.94	1.94	1.91	1.91	1.91	---	---	---	1.95	---	59	2,218	32,774
				June 2024	1.96	1.96	1.94	1.94	1.94	---	---	---	2.00	---	8	512	125
				September 2024	---	---	---	---	1.96	---	---	---	---	---	---	---	---
				December 2024	---	---	---	---	1.97	---	---	---	---	---	---	---	---
EYDAP S.A. (CR)				(Contract Size: 100 Securities, Physical Delivery)													
5.65	5.56	5.63	1.26%	March 2024	---	---	---	---	5.53	---	---	---	6.35	---	---	---	4,122
				June 2024	5.66	5.70	5.66	5.70	5.70	---	---	---	5.70	---	3	15	4
				September 2024	---	---	---	---	5.62	---	---	---	---	---	---	---	---
				December 2024	---	---	---	---	5.65	---	---	---	---	---	---	---	---
FOURLIS (CR)				(Contract Size: 100 Securities, Physical Delivery)													
4.31	4.26	4.26	0.00%	March 2024	4.29	4.29	4.29	4.29	4.29	---	---	---	4.46	---	1	5	1,458
				June 2024	---	---	---	---	4.32	---	---	---	4.37	---	---	---	1
				September 2024	---	---	---	---	4.31	---	---	---	---	---	---	---	---
				December 2024	---	---	---	---	4.33	---	---	---	---	---	---	---	---
GEK TERNA (CR)				(Contract Size: 100 Securities, Physical Delivery)													
14.5	14.4	14.48	0.56%	March 2024	14.43	14.51	14.43	14.45	14.45	---	---	---	14.89	---	17	1,663	11,855
				June 2024	14.72	14.72	14.67	14.70	14.70	---	---	---	14.73	---	7	1,645	979
				September 2024	---	---	---	---	14.56	---	---	---	---	---	---	---	---
				December 2024	---	---	---	---	14.63	---	---	---	---	---	---	---	---
HELLENIC EXCHANGES-A.S.E. (CR)				(Contract Size: 100 Securities, Physical Delivery)													
5.66	5.56	5.62	0.18%	March 2024	5.64	5.65	5.59	5.63	5.63	---	---	---	5.94	---	69	302	11,292
				June 2024	5.68	5.68	5.65	5.65	5.65	---	---	---	5.71	---	9	28	72
				September 2024	---	---	---	---	5.67	---	---	---	---	---	---	---	---
				December 2024	---	---	---	---	5.70	---	---	---	---	---	---	---	---

Derivatives notes

Fixing prices and final open positions can be retrieved from the following path <http://www.helex.gr/el/web/guest/statistics-end-of-day-derivatives>

Underlying Asset				Derivatives Market													
Price max	Price min	Closing price	change	Delivery Month	Open price	Price max	Price min	Last price	Closing price	Last Bid	Last Ask	Fixing price*	Life high	Life low	Trades	Volume	Open Interest
HELLENiQ ENERGY (CR)																	
(Contract Size: 100 Securities, Physical Delivery)																	
8.29	8.1	8.28	2.10%	March 2024	8.18	8.26	8.15	8.23	8.23	---	---	---	8.37	---	32	237	5,250
				June 2024	8.30	8.38	8.30	8.38	8.38	---	---	---	8.46	---	5	110	154
				September 2024	---	---	---	---	8.20	---	---	---	---	---	---	---	---
				December 2024	---	---	---	---	8.24	---	---	---	---	---	---	---	---
INTRACOM HOLDINGS (CR)																	
(Contract Size: 100 Securities, Physical Delivery)																	
4.015	3.94	3.94	-1.50%	March 2024	4.00	4.01	3.96	3.96	3.96	---	---	---	4.36	---	20	102	8,528
				June 2024	4.04	4.04	3.98	3.98	3.98	---	---	---	4.30	---	7	16	497
				September 2024	---	---	---	---	4.04	---	---	---	---	---	---	---	---
				December 2024	---	---	---	---	4.06	---	---	---	---	---	---	---	---
INTRAKAT (CR)																	
(Contract Size: 100 Securities, Physical Delivery)																	
5.6	5.48	5.59	0.72%	March 2024	5.54	5.55	5.54	5.55	5.55	---	---	---	5.55	---	5	71	3,000
				June 2024	---	---	---	---	5.56	---	---	---	5.55	---	---	---	613
				September 2024	---	---	---	---	5.61	---	---	---	---	---	---	---	---
				December 2024	---	---	---	---	5.64	---	---	---	---	---	---	---	---
JUMBO SA (CR)																	
(Contract Size: 100 Securities, Physical Delivery)																	
27.4	26.82	26.88	-0.96%	March 2024	26.99	26.99	26.90	26.90	26.90	---	---	---	28.00	---	2	4	567
				June 2024	26.99	26.99	26.82	26.85	26.85	---	---	---	27.03	---	3	3	1
				September 2024	---	---	---	---	27.44	---	---	---	---	---	---	---	---
				December 2024	---	---	---	---	27.58	---	---	---	---	---	---	---	---
LAMDA DEVELOPMENT SA (CR)																	
(Contract Size: 100 Securities, Physical Delivery)																	
6.885	6.775	6.86	0.00%	March 2024	6.83	6.86	6.80	6.86	6.86	---	---	---	7.37	---	10	77	7,774
				June 2024	---	---	---	---	6.92	---	---	---	6.97	---	---	---	15
				September 2024	---	---	---	---	6.94	---	---	---	---	---	---	---	---
				December 2024	---	---	---	---	6.97	---	---	---	---	---	---	---	---
MIG (CR)																	
(Contract Size: 100 Securities, Physical Delivery)																	
4.315	4.225	4.315	-0.12%	March 2024	---	---	---	---	4.33	---	---	---	5.30	---	---	---	107
				June 2024	---	---	---	---	4.35	---	---	---	---	---	---	---	---
				September 2024	---	---	---	---	4.37	---	---	---	---	---	---	---	---
				December 2024	---	---	---	---	4.39	---	---	---	---	---	---	---	---
MOTOR OIL (CR)																	
(Contract Size: 100 Securities, Physical Delivery)																	
27.54	27.14	27.54	0.51%	March 2024	27.40	27.49	27.28	27.48	27.48	---	---	---	28.09	---	10	41	560
				June 2024	---	---	---	---	27.57	---	---	---	---	---	---	---	---
				September 2024	---	---	---	---	27.70	---	---	---	---	---	---	---	---
				December 2024	---	---	---	---	27.84	---	---	---	---	---	---	---	---

Derivatives notes

Fixing prices and final open positions can be retrieved from the following path <http://www.helex.gr/el/web/guest/statistics-end-of-day-derivatives>

Underlying Asset				Derivatives Market													
Price max	Price min	Closing price	change	Delivery Month	Open price	Price max	Price min	Last price	Closing price	Last Bid	Last Ask	Fixing price*	Life high	Life low	Trades	Volume	Open Interest
MYTILINEOS (CR)																	
(Contract Size: 100 Securities, Physical Delivery)																	
36.98	36.1	36.1	-1.80%	March 2024	36.85	36.85	36.15	36.19	36.19	---	---	---	39.80	---	47	175	4,974
				June 2024	37.08	37.08	36.65	36.84	36.84	---	---	---	37.31	---	13	33	83
				September 2024	---	---	---	---	37.17	---	---	---	---	---	---	---	---
				December 2024	---	---	---	---	37.35	---	---	---	---	---	---	---	---
NATIONAL BANK (CR)																	
(Contract Size: 100 Securities, Physical Delivery)																	
7.31	7.212	7.232	-0.52%	March 2024	7.24	7.32	7.24	7.25	7.25	---	---	---	7.35	---	58	278	14,369
				June 2024	7.33	7.33	7.31	7.31	7.31	---	---	---	7.35	---	7	45	141
				September 2024	---	---	---	---	7.35	---	---	---	---	---	---	---	---
				December 2024	---	---	---	---	7.39	---	---	---	---	---	---	---	---
OPAP (CR)																	
(Contract Size: 100 Securities, Physical Delivery)																	
17.35	16.91	17.03	-1.62%	March 2024	17.25	17.25	17.06	17.10	17.10	---	---	---	17.33	---	9	15	1,383
				June 2024	16.97	16.97	16.88	16.88	16.88	---	---	---	16.97	---	6	18	7
				September 2024	---	---	---	---	17.50	---	---	---	---	---	---	---	---
				December 2024	---	---	---	---	17.59	---	---	---	---	---	---	---	---
OPTIMA BANK (CR)																	
(Contract Size: 100 Securities, Physical Delivery)																	
7.8	7.66	7.71	0.13%	March 2024	---	---	---	---	7.68	---	---	---	7.80	---	---	---	132
				June 2024	---	---	---	---	7.75	---	---	---	---	---	---	---	---
				September 2024	---	---	---	---	7.79	---	---	---	---	---	---	---	---
				December 2024	---	---	---	---	7.82	---	---	---	---	---	---	---	---
OTE (CR)																	
(Contract Size: 100 Securities, Physical Delivery)																	
13.86	13.6	13.6	-1.02%	March 2024	13.75	13.83	13.65	13.65	13.65	---	---	---	14.22	---	17	42	10,044
				June 2024	13.92	13.92	13.86	13.86	13.86	---	---	---	14.07	---	5	11	46
				September 2024	---	---	---	---	13.89	---	---	---	---	---	---	---	---
				December 2024	---	---	---	---	13.96	---	---	---	---	---	---	---	---
P.P.A. S.A. (CR)																	
(Contract Size: 100 Securities, Physical Delivery)																	
26	25.5	25.95	0.97%	March 2024	---	---	---	---	26.62	---	---	---	26.80	---	---	---	103
				June 2024	---	---	---	---	25.86	---	---	---	---	---	---	---	---
				September 2024	---	---	---	---	25.99	---	---	---	---	---	---	---	---
				December 2024	---	---	---	---	26.12	---	---	---	---	---	---	---	---
PIRAEUS FINANCIAL HOLD (CR)																	
(Contract Size: 100 Securities, Physical Delivery)																	
4.21	4.146	4.154	-1.52%	March 2024	4.20	4.20	4.14	4.15	4.15	---	---	---	4.22	---	124	1,972	72,669
				June 2024	4.24	4.24	4.18	4.20	4.20	---	---	---	4.26	---	24	217	1,451
				September 2024	---	---	---	---	4.26	---	---	---	---	---	---	---	---
				December 2024	---	---	---	---	4.29	---	---	---	---	---	---	---	---

Derivatives notes

Fixing prices and final open positions can be retrieved from the following path <http://www.helex.gr/el/web/guest/statistics-end-of-day-derivatives>

Underlying Asset				Derivatives Market													
Price max	Price min	Closing price	change	Delivery Month	Open price	Price max	Price min	Last price	Closing price	Last Bid	Last Ask	Fixing price*	Life high	Life low	Trades	Volume	Open Interest
PPC (CR)				(Contract Size: 100 Securities, Physical Delivery)													
11.79	11.66	11.67	-1.10%	March 2024	11.80	11.83	11.69	11.70	11.70	---	---	---	12.76	---	62	344	29,040
				June 2024	11.94	11.98	11.84	11.87	11.87	---	---	---	12.75	---	12	149	1,718
				September 2024	---	---	---	---	11.93	---	---	---	---	---	---	---	---
				December 2024	---	---	---	---	11.99	---	---	---	---	---	---	---	---
QUEST HOLDINGS (CR)				(Contract Size: 100 Securities, Physical Delivery)													
6.13	5.8	6.13	6.24%	March 2024	6.00	6.12	6.00	6.07	6.07	---	---	---	6.12	---	9	21	247
				June 2024	6.15	6.15	6.11	6.11	6.11	---	---	---	6.15	---	4	16	---
				September 2024	---	---	---	---	5.83	---	---	---	---	---	---	---	---
				December 2024	---	---	---	---	5.86	---	---	---	---	---	---	---	---
TERNA ENERGY (CR)				(Contract Size: 100 Securities, Physical Delivery)													
16.56	16.27	16.5	0.61%	March 2024	16.42	16.60	16.35	16.58	16.58	---	---	---	16.80	---	41	230	23,640
				June 2024	16.57	16.71	16.57	16.71	16.71	---	---	---	17.15	---	4	15	375
				September 2024	---	---	---	---	16.58	---	---	---	---	---	---	---	---
				December 2024	---	---	---	---	16.67	---	---	---	---	---	---	---	---
TITAN CEMENT (CB)				(Contract Size: 100 Securities, Physical Delivery)													
26.25	25.85	26	0.00%	March 2024	26.10	26.10	26.10	26.10	26.10	---	---	---	26.61	---	1	1	222
				June 2024	26.00	26.00	26.00	26.00	26.00	---	---	---	26.29	---	1	1	4
				September 2024	---	---	---	---	26.29	---	---	---	---	---	---	---	---
				December 2024	---	---	---	---	26.42	---	---	---	---	---	---	---	---
VIOHALCO SA/NV (CB)				(Contract Size: 100 Securities, Physical Delivery)													
6.12	6	6.04	-0.16%	March 2024	6.08	6.09	6.01	6.05	6.05	---	---	---	6.62	---	13	51	5,451
				June 2024	6.13	6.43	6.11	6.43	6.43	---	---	---	6.43	---	12	33	60
				September 2024	---	---	---	---	6.12	---	---	---	---	---	---	---	---
				December 2024	---	---	---	---	6.15	---	---	---	---	---	---	---	---

Derivatives notes

Fixing prices and final open positions can be retrieved from the following path <http://www.helex.gr/el/web/guest/statistics-end-of-day-derivatives>

FTSE/Athex Large Cap

(Trade Unit: 1 Index Point x 2€ - Exercise Style: European, Cash Settlement)

Call Options															Put Options																				
March 2024								April 2024							Other Months		March 2024								April 2024							Other Months		Exercise Price	
Open price	Price max	Price min	Last price	Closing price	Volume	Open Interest	Open price	Price max	Price min	Last price	Closing price	Volume	Open Interest	Volume	Open Interest	Open price	Price max	Price min	Last price	Closing price	Volume	Open Interest	Open price	Price max	Price min	Last price	Closing price	Volume	Open Interest	Volume	Open Interest				
2,200	0.00	0.00	0.00	-	1,291.00	-	-	-	-	-	-	-	-	-	-	0.00	0.00	0.00	-	0.01	-	-	-	-	-	-	-	-	-	-	-	2,200			
2,250	0.00	0.00	0.00	-	1,241.00	-	-	-	-	-	-	-	-	-	-	0.00	0.00	0.00	-	0.01	-	-	-	-	-	-	-	-	-	-	-	2,250			
2,300	0.00	0.00	0.00	-	1,191.00	-	-	-	-	-	-	-	-	-	-	0.00	0.00	0.00	-	0.01	-	-	-	-	-	-	-	-	-	-	-	2,300			
2,350	0.00	0.00	0.00	-	1,141.00	-	-	-	-	-	-	-	-	-	-	0.00	0.00	0.00	-	0.01	-	-	-	-	-	-	-	-	-	-	-	2,350			
2,400	0.00	0.00	0.00	-	1,091.00	-	-	-	-	-	-	-	-	-	-	0.00	0.00	0.00	-	0.01	-	-	-	-	-	-	-	-	-	-	-	2,400			
2,450	0.00	0.00	0.00	-	1,041.00	-	-	-	-	-	-	-	-	-	-	0.00	0.00	0.00	-	0.01	-	-	-	-	-	-	-	-	-	-	-	2,450			
2,500	0.00	0.00	0.00	-	991.00	-	-	-	-	-	-	-	-	-	-	0.00	0.00	0.00	-	0.01	-	-	-	-	-	-	-	-	-	-	-	2,500			
2,550	0.00	0.00	0.00	-	941.00	-	-	-	-	-	-	-	-	-	-	0.00	0.00	0.00	-	0.01	-	-	-	-	-	-	-	-	-	-	-	2,550			
2,600	0.00	0.00	0.00	-	891.00	-	-	-	-	-	-	-	-	-	-	0.00	0.00	0.00	-	0.01	-	-	-	-	-	-	-	-	-	-	-	2,600			
2,650	0.00	0.00	0.00	-	841.00	-	-	-	-	-	-	-	-	-	-	0.00	0.00	0.00	-	0.01	-	-	-	-	-	-	-	-	-	-	-	2,650			
2,700	0.00	0.00	0.00	-	792.00	-	-	-	-	-	-	-	-	-	-	0.00	0.00	0.00	-	0.01	-	-	-	-	-	-	-	-	-	-	-	2,700			
2,750	0.00	0.00	0.00	-	742.00	-	-	-	-	-	-	-	-	-	-	0.00	0.00	0.00	-	0.01	-	-	-	-	-	-	-	-	-	-	-	2,750			
2,800	0.00	0.00	0.00	-	692.00	-	-	-	-	-	-	-	-	-	-	0.00	0.00	0.00	-	0.01	-	-	-	-	-	-	-	-	-	-	-	2,800			
2,850	0.00	0.00	0.00	-	642.00	-	-	-	-	-	-	-	-	-	-	0.00	0.00	0.00	-	0.02	-	-	-	-	-	-	-	-	-	-	-	2,850			
2,900	0.00	0.00	0.00	-	592.00	-	-	-	-	-	-	-	-	-	-	0.00	0.00	0.00	-	0.01	-	-	-	-	-	-	-	-	-	-	-	2,900			
2,950	0.00	0.00	0.00	-	542.00	-	-	-	-	-	-	-	-	-	-	0.00	0.00	0.00	-	0.01	-	-	-	-	-	-	-	-	-	-	-	2,950			
3,000	0.00	0.00	0.00	-	492.00	-	-	0.00	0.00	0.00	-	493.00	-	-	0.00	0.00	0.00	-	0.01	-	-	0.00	0.00	0.00	-	1.00	-	-	-	-	3,000				
3,050	0.00	0.00	0.00	-	442.00	-	-	0.00	0.00	0.00	-	444.00	-	-	0.00	0.00	0.00	-	0.01	-	-	0.00	0.00	0.00	-	2.00	-	-	-	-	3,050				
3,100	0.00	0.00	0.00	-	392.00	-	-	0.00	0.00	0.00	-	396.00	-	-	0.00	0.00	0.00	-	0.01	-	-	0.00	0.00	0.00	-	3.70	-	-	-	-	3,100				
3,150	0.00	0.00	0.00	-	342.00	-	-	0.00	0.00	0.00	-	349.00	-	-	0.00	0.00	0.00	-	0.04	-	-	0.00	0.00	0.00	-	6.50	-	-	-	-	3,150				
3,200	0.00	0.00	0.00	-	292.00	-	20	0.00	0.00	0.00	-	303.00	-	-	0.00	0.00	0.00	-	0.19	-	20	0.00	0.00	0.00	-	10.75	-	-	-	-	3,200				
3,250	0.00	0.00	0.00	-	243.00	-	-	0.00	0.00	0.00	-	260.00	-	-	0.00	0.00	0.00	-	0.72	-	23	0.00	0.00	0.00	-	17.25	-	-	-	-	3,250				
3,300	0.00	0.00	0.00	-	194.00	-	60	0.00	0.00	0.00	-	219.00	-	-	0.00	0.00	0.00	-	2.30	-	102	0.00	0.00	0.00	-	26.25	-	-	-	-	3,300				
3,350	0.00	0.00	0.00	-	148.00	-	41	0.00	0.00	0.00	-	181.00	-	2	0.00	0.00	0.00	-	6.30	-	212	0.00	0.00	0.00	-	38.75	-	20	-	-	3,350				
3,400	0.00	0.00	0.00	-	106.00	-	45	0.00	0.00	0.00	-	147.00	-	-	0.00	0.00	0.00	-	14.50	-	52	0.00	0.00	0.00	-	54.50	-	21	-	-	3,400				
3,450	0.00	0.00	0.00	-	71.00	-	3	0.00	0.00	0.00	-	117.00	-	40	0.00	0.00	0.00	-	29.00	-	27	86.50	86.50	86.50	86.50	86.50	1	21	-	-	3,450				
3,500	0.00	0.00	0.00	-	43.50	-	61	0.00	0.00	0.00	-	91.50	-	23	0.00	0.00	0.00	-	51.50	-	21	0.00	0.00	0.00	-	98.50	-	20	-	-	3,500				
3,550	0.00	0.00	0.00	-	24.25	-	20	0.00	0.00	0.00	-	70.00	-	22	0.00	0.00	0.00	-	82.50	-	10	0.00	0.00	0.00	-	127.00	-	20	-	-	3,550				
3,600	0.00	0.00	0.00	-	12.25	-	-	42.00	46.00	42.00	45.00	45.00	20	-	0.00	0.00	0.00	-	120.00	-	-	0.00	0.00	0.00	-	159.00	-	-	-	-	3,600				
3,650	0.00	0.00	0.00	-	5.50	-	-	0.00	0.00	0.00	-	38.25	-	-	0.00	0.00	0.00	-	163.00	-	-	0.00	0.00	0.00	-	195.00	-	-	-	-	3,650				
3,700	0.00	0.00	0.00	-	2.20	-	-	0.00	0.00	0.00	-	27.50	-	-	0.00	0.00	0.00	-	210.00	-	-	0.00	0.00	0.00	-	234.00	-	-	-	-	3,700				
3,750	0.00	0.00	0.00	-	0.81	-	-	0.00	0.00	0.00	-	19.25	-	-	0.00	0.00	0.00	-	259.00	-	-	0.00	0.00	0.00	-	275.00	-	-	-	-	3,750				
Totals:						0	250							20	87	0	0							0	467							1	102	0	0
Number of Trades:						0							4	0							0							1	0						

ALPHA SERVICES HOLD (CR)

(Contract Size: 100 Securities, Exercise Style: American, Physical Delivery)

Call Options														Put Options																			
March 2024							April 2024							Other Months		March 2024							April 2024							Other Months		Exercise Price	
Exercise Price	Open price	Price max	Price min	Last price	Closing price	Volume	Open Interest	Open price	Price max	Price min	Last price	Closing price	Volume	Open Interest	Volume	Open Interest	Open price	Price max	Price min	Last price	Closing price	Volume	Open Interest	Open price	Price max	Price min	Last price	Closing price	Volume	Open Interest	Volume		Open Interest
0.800	0.000	0.000	0.000		0.970	-	-										0.000	0.000	0.000		0.001	-	-										0.008
0.850	0.000	0.000	0.000		0.921	-	-										0.000	0.000	0.000		0.001	-	-										0.009
0.900	0.000	0.000	0.000		0.871	-	-										0.000	0.000	0.000		0.002	-	-										0.009
0.950	0.000	0.000	0.000		0.821	-	-										0.000	0.000	0.000		0.003	-	-										0.010
1.000	0.000	0.000	0.000		0.771	-	-										0.000	0.000	0.000		0.001	-	-										0.010
1.100	0.000	0.000	0.000		0.671	-	-	0.000	0.000	0.000		0.673	-	-			0.000	0.000	0.000		0.001	-	-	0.000	0.000	0.000		0.001	-	-			0.011
1.200	0.000	0.000	0.000		0.571	-	-	0.000	0.000	0.000		0.573	-	-			0.000	0.000	0.000		0.002	-	-	0.000	0.000	0.000		0.001	-	-			0.012
1.300	0.000	0.000	0.000		0.471	-	-	0.000	0.000	0.000		0.473	-	-			0.000	0.000	0.000		0.001	-	-	0.000	0.000	0.000		0.001	-	-			0.013
1.400	0.000	0.000	0.000		0.371	-	-	0.000	0.000	0.000		0.375	-	-			0.000	0.000	0.000		0.001	-	-	0.000	0.000	0.000		0.001	-	-			0.014
1.500	0.000	0.000	0.000		0.272	-	-	0.000	0.000	0.000		0.279	-	-			0.000	0.000	0.000		0.001	-	-	0.000	0.000	0.000		0.005	-	-			0.015
1.600	0.000	0.000	0.000		0.178	-	-	0.000	0.000	0.000		0.192	-	-			0.000	0.000	0.000		0.007	-	-	0.000	0.000	0.000		0.018	-	-			0.016
1.700	0.000	0.000	0.000		0.099	-	1,000	0.000	0.000	0.000		0.121	-	-			0.000	0.000	0.000		0.028	-	-	0.000	0.000	0.000		0.047	-	-			0.017
1.800	0.000	0.000	0.000		0.044	-	-	0.000	0.000	0.000		0.068	-	-			0.000	0.000	0.000		0.073	-	-	0.000	0.000	0.000		0.094	-	-			0.018
1.900	0.000	0.000	0.000		0.016	-	-	0.000	0.000	0.000		0.034	-	-			0.000	0.000	0.000		0.145	-	-	0.000	0.000	0.000		0.160	-	-			0.019
2.000	0.000	0.000	0.000		0.004	-	-	0.000	0.000	0.000		0.016	-	-			0.000	0.000	0.000		0.234	-	-	0.000	0.000	0.000		0.242	-	-			0.020
2.200	0.000	0.000	0.000		0.001	-	-	0.000	0.000	0.000		0.002	-	-			0.000	0.000	0.000		0.430	-	-	0.000	0.000	0.000		0.430	-	-			0.022
2.400	0.000	0.000	0.000		0.001	-	-	0.000	0.000	0.000		0.001	-	-			0.000	0.000	0.000		0.630	-	-	0.000	0.000	0.000		0.630	-	-			0.024
2.600	0.000	0.000	0.000		0.001	-	-	0.000	0.000	0.000		0.001	-	-			0.000	0.000	0.000		0.830	-	-	0.000	0.000	0.000		0.830	-	-			0.026
Totals:						0	1,000						0	0	0							0	0									0	0
Number of Trades:						0							0	0	0							0.00										0	0

NATIONAL BANK (CR)

(Contract Size: 100 Securities, Exercise Style: American, Physical Delivery)

Call Options														Put Options																				
March 2024							April 2024							Other Months		March 2024							April 2024							Other Months		Exercise Price		
Exercise Price	Open price	Price max	Price min	Last price	Closing price	Volume	Open Interest	Open price	Price max	Price min	Last price	Closing price	Volume	Open Interest	Volume	Open Interest	Open price	Price max	Price min	Last price	Closing price	Volume	Open Interest	Open price	Price max	Price min	Last price	Closing price	Volume	Open Interest	Volume		Open Interest	
3.200	0.000	0.000	0.000		4.07	-	-										0.000	0.000	0.000		0.001	-	-										0.032	
3.400	0.000	0.000	0.000		3.87	-	-										0.000	0.000	0.000		0.001	-	-										0.034	
3.600	0.000	0.000	0.000		3.67	-	-										0.000	0.000	0.000		0.001	-	-										0.036	
3.800	0.000	0.000	0.000		3.47	-	-										0.000	0.000	0.000		0.002	-	-										0.038	
4.000	0.000	0.000	0.000		3.27	-	-										0.000	0.000	0.000		0.001	-	-										0.040	
4.400	0.000	0.000	0.000		2.87	-	-										0.000	0.000	0.000		0.001	-	-										0.044	
4.800	0.000	0.000	0.000		2.47	-	-	0.000	0.000	0.000		2.48	-	-			0.000	0.000	0.000		0.001	-	-	0.000	0.000	0.000		0.001	-	-			0.048	
5.200	0.000	0.000	0.000		2.07	-	-	0.000	0.000	0.000		2.08	-	-			0.000	0.000	0.000		0.001	-	-	0.000	0.000	0.000		0.001	-	-			0.052	
5.600	0.000	0.000	0.000		1.67	-	-	0.000	0.000	0.000		1.69	-	-			0.000	0.000	0.000		0.001	-	-	0.000	0.000	0.000		0.004	-	-			0.056	
6.000	0.000	0.000	0.000		1.27	-	-	0.000	0.000	0.000		1.30	-	-			0.000	0.000	0.000		0.001	-	-	0.000	0.000	0.000		0.018	-	-			0.060	
6.400	0.000	0.000	0.000		0.875	-	-	0.000	0.000	0.000		0.946	-	-			0.000	0.000	0.000		0.001	-	240	0.000	0.000	0.000		0.060	-	-			0.064	
6.800	0.000	0.000	0.000		0.495	-	2	0.000	0.000	0.000		0.636	-	-			0.000	0.000	0.000		0.020	-	-	0.000	0.000	0.000		0.149	-	-			0.068	
7.200	0.000	0.000	0.000		0.199	-	35	0.000	0.000	0.000		0.395	-	-			0.000	0.000	0.000		0.125	-	-	0.000	0.000	0.000		0.308	-	-			0.072	
7.600	0.000	0.000	0.000		0.049	-	-	0.000	0.000	0.000		0.225	-	-			0.000	0.000	0.000		0.375	-	-	0.000	0.000	0.000		0.538	-	-			0.076	
8.000	0.000	0.000	0.000		0.007	-	-	0.000	0.000	0.000		0.117	-	-			0.000	0.000	0.000		0.734	-	-	0.000	0.000	0.000		0.830	-	-			0.080	
8.400	0.000	0.000	0.000		0.001	-	-	0.000	0.000	0.000		0.056	-	-			0.000	0.000	0.000		1.13	-	-	0.000	0.000	0.000		1.17	-	-			0.084	
8.800	0.000	0.000	0.000		0.001	-	-	0.000	0.000	0.000		0.025	-	-			0.000	0.000	0.000		1.53	-	-	0.000	0.000	0.000		1.54	-	-			0.088	
9.200	0.000	0.000	0.000		0.001	-	-	0.000	0.000	0.000		0.010	-	-			0.000	0.000	0.000		1.93	-	-	0.000	0.000	0.000		1.93	-	-			0.092	
Totals:						0	37						0	0	0							0	240									0	0	
Number of Trades:						0							0	0	0							0.00										0	0	

OPAP (CR)

(Contract Size: 100 Securities, Exercise Style: American, Physical Delivery)

Exercise Price	Call Options														Put Options																		
	March 2024						April 2024						Other Months		March 2024						April 2024						Other Months		Exercise Price				
	Open price	Price max	Price min	Last price	Closing price	Volume	Open Interest	Open price	Price max	Price min	Last price	Closing price	Volume	Open Interest	Volume	Open Interest	Open price	Price max	Price min	Last price	Closing price	Volume	Open Interest	Open price	Price max	Price min	Last price	Closing price		Volume	Open Interest	Volume	Open Interest
9.600	0.000	0.000	0.000	7.72	-	-	-	-	-	-	-	-	-	-	-	0.000	0.000	0.000	0.001	-	-	-	-	0.000	0.000	0.000	0.001	-		-	-	-	0.096
10.000	0.000	0.000	0.000	7.32	-	-	-	-	-	-	-	-	-	-	-	0.000	0.000	0.000	0.001	-	-	-	-	0.000	0.000	0.000	0.001	-	-	-	-	0.100	
11.000	0.000	0.000	0.000	6.32	-	-	0.000	0.000	0.000	6.34	-	-	-	-	-	0.000	0.000	0.000	0.001	-	-	-	-	0.000	0.000	0.000	0.001	-	-	-	-	0.110	
12.000	0.000	0.000	0.000	5.32	-	-	0.000	0.000	0.000	5.34	-	-	-	-	-	0.000	0.000	0.000	0.001	-	-	-	-	0.000	0.000	0.000	0.001	-	-	-	-	0.120	
13.000	0.000	0.000	0.000	4.32	-	-	0.000	0.000	0.000	4.34	-	-	-	-	-	0.000	0.000	0.000	0.001	-	-	-	-	0.000	0.000	0.000	0.001	-	-	-	-	0.130	
14.000	0.000	0.000	0.000	3.32	-	-	0.000	0.000	0.000	3.35	-	-	-	-	-	0.000	0.000	0.000	0.001	-	-	-	-	0.000	0.000	0.000	0.001	-	-	-	-	0.140	
15.000	0.000	0.000	0.000	2.32	-	-	0.000	0.000	0.000	2.37	-	-	-	-	-	0.000	0.000	0.000	0.001	-	-	-	-	0.000	0.000	0.000	0.018	-	-	-	-	0.150	
16.000	0.000	0.000	0.000	1.32	-	-	0.000	0.000	0.000	1.46	-	-	-	-	-	0.000	0.000	0.000	0.005	-	32	-	-	0.000	0.000	0.000	0.112	-	-	-	-	0.160	
17.000	0.000	0.000	0.000	0.460	-	-	0.000	0.000	0.000	0.747	-	-	-	-	-	0.000	0.000	0.000	0.140	-	-	-	-	0.000	0.000	0.000	0.396	-	-	-	-	0.170	
18.000	0.000	0.000	0.000	0.061	-	-	0.000	0.000	0.000	0.305	-	-	-	-	-	0.000	0.000	0.000	0.742	-	-	-	-	0.000	0.000	0.000	0.955	-	-	-	-	0.180	
19.000	0.000	0.000	0.000	0.002	-	-	0.000	0.000	0.000	0.095	-	-	-	-	-	0.000	0.000	0.000	1.69	-	-	-	-	0.000	0.000	0.000	1.75	-	-	-	-	0.190	
20.000	0.000	0.000	0.000	0.001	-	-	0.000	0.000	0.000	0.024	-	-	-	-	-	0.000	0.000	0.000	2.69	-	-	-	-	0.000	0.000	0.000	2.69	-	-	-	-	0.200	
22.000	0.000	0.000	0.000	0.001	-	-	0.000	0.000	0.000	0.001	-	-	-	-	-	0.000	0.000	0.000	4.69	-	-	-	-	0.000	0.000	0.000	4.69	-	-	-	-	0.220	
24.000	0.000	0.000	0.000	0.001	-	-	0.000	0.000	0.000	0.001	-	-	-	-	-	0.000	0.000	0.000	6.69	-	-	-	-	0.000	0.000	0.000	6.69	-	-	-	-	0.240	
Totals:						0	0						0	0	0								0	32						0	0	0	0
Number of Trades:						0							0		0								0.00							0		0	

OTE (CR)

(Contract Size: 100 Securities, Exercise Style: American, Physical Delivery)

Exercise Price	Call Options													Put Options													Exercise Price						
	March 2024						April 2024						Other Months		March 2024						April 2024							Other Months					
	Open price	Price max	Price min	Last price	Closing price	Volume	Open Interest	Open price	Price max	Price min	Last price	Closing price	Volume	Open Interest	Volume	Open Interest	Open price	Price max	Price min	Last price	Closing price	Volume	Open Interest	Open price	Price max	Price min		Last price	Closing price	Volume	Open Interest	Volume	Open Interest
9.200	0.000	0.000	0.000	4.55	-	-	0.000	0.000	0.000	4.56	-	-				0.000	0.000	0.000	0.001	-	-				0.000	0.000	0.000	0.001	-	-			0.092
9.600	0.000	0.000	0.000	4.15	-	-	0.000	0.000	0.000	4.16	-	-				0.000	0.000	0.000	0.001	-	-				0.000	0.000	0.000	0.001	-	-			0.096
10.000	0.000	0.000	0.000	3.75	-	-	0.000	0.000	0.000	3.77	-	-				0.000	0.000	0.000	0.001	-	-				0.000	0.000	0.000	0.001	-	-			0.100
11.000	0.000	0.000	0.000	2.75	-	-	0.000	0.000	0.000	2.77	-	-				0.000	0.000	0.000	0.001	-	-				0.000	0.000	0.000	0.002	-	-			0.110
12.000	0.000	0.000	0.000	1.75	-	20	0.000	0.000	0.000	1.80	-	-				0.000	0.000	0.000	0.001	-	5				0.000	0.000	0.000	0.032	-	-			0.120
13.000	0.000	0.000	0.000	0.768	-	10	0.000	0.000	0.000	0.963	-	-				0.000	0.000	0.000	0.020	-	20			0.175	0.175	0.165	0.165	0.165	30	40			0.130
14.000	0.000	0.000	0.000	0.121	-	7	0.000	0.000	0.000	0.397	-	-				0.000	0.000	0.000	0.373	-	5				0.000	0.000	0.000	0.624	-	-			0.140
15.000	0.000	0.000	0.000	0.003	-	-	0.000	0.000	0.000	0.121	-	-				0.000	0.000	0.000	1.26	-	10				0.000	0.000	0.000	1.35	-	-			0.150
16.000	0.000	0.000	0.000	0.001	-	-	0.000	0.000	0.000	0.026	-	-				0.000	0.000	0.000	2.26	-	-				0.000	0.000	0.000	2.27	-	-			0.160
17.000	0.000	0.000	0.000	0.001	-	-	0.000	0.000	0.000	0.004	-	-				0.000	0.000	0.000	3.26	-	-				0.000	0.000	0.000	3.26	-	-			0.170
18.000	0.000	0.000	0.000	0.001	-	-	0.000	0.000	0.000	0.001	-	-				0.000	0.000	0.000	4.26	-	-				0.000	0.000	0.000	4.26	-	-			0.180
19.000	0.000	0.000	0.000	0.001	-	-	0.000	0.000	0.000	0.001	-	-				0.000	0.000	0.000	5.26	-	-				0.000	0.000	0.000	5.26	-	-			0.190
20.000	0.000	0.000	0.000	0.001	-	-					-	-				0.000	0.000	0.000	6.26	-	-												0.200
22.000	0.000	0.000	0.000	0.001	-	-					-	-				0.000	0.000	0.000	8.26	-	-												0.220
Totals:					0	37					0	0	0	0	0					0	40							30	40	0	0		
Number of Trades:					0						0		0							0.00								2		0			

PIRAEUS FINANCIAL HOLD (CR)

(Contract Size: 100 Securities, Exercise Style: American, Physical Delivery)

Call Options														Put Options																		
March 2024							April 2024							Other Months		March 2024							April 2024							Other Months		Exercise Price
Open price	Price max	Price min	Last price	Closing price	Volume	Open Interest	Open price	Price max	Price min	Last price	Closing price	Volume	Open Interest	Volume	Open Interest	Open price	Price max	Price min	Last price	Closing price	Volume	Open Interest	Open price	Price max	Price min	Last price	Closing price	Volume	Open Interest	Volume	Open Interest	
1.300	0.000	0.000	0.000	2.92	-	-										0.000	0.000	0.000	0.001	-	-											0.013
1.400	0.000	0.000	0.000	2.82	-	-										0.000	0.000	0.000	0.001	-	-											0.014
1.500	0.000	0.000	0.000	2.72	-	-										0.000	0.000	0.000	0.001	-	-											0.015
1.600	0.000	0.000	0.000	2.62	-	-										0.000	0.000	0.000	0.001	-	-											0.016
1.700	0.000	0.000	0.000	2.52	-	-										0.000	0.000	0.000	0.001	-	-											0.017
1.800	0.000	0.000	0.000	2.42	-	-										0.000	0.000	0.000	0.001	-	-											0.018
1.900	0.000	0.000	0.000	2.32	-	-										0.000	0.000	0.000	0.001	-	-											0.019
2.000	0.000	0.000	0.000	2.22	-	-										0.000	0.000	0.000	0.001	-	-											0.020
2.200	0.000	0.000	0.000	2.02	-	-										0.000	0.000	0.000	0.001	-	-											0.022
2.400	0.000	0.000	0.000	1.82	-	-	0.000	0.000	0.000		1.83	-	-			0.000	0.000	0.000	0.002	-	-	0.000	0.000	0.000	0.001	-	-					0.024
2.600	0.000	0.000	0.000	1.62	-	-	0.000	0.000	0.000		1.63	-	-			0.000	0.000	0.000	0.001	-	-	0.000	0.000	0.000	0.001	-	-					0.026
2.800	0.000	0.000	0.000	1.42	-	-	0.000	0.000	0.000		1.43	-	-			0.000	0.000	0.000	0.001	-	-	0.000	0.000	0.000	0.001	-	-					0.028
3.000	0.000	0.000	0.000	1.22	-	-	0.000	0.000	0.000		1.23	-	-			0.000	0.000	0.000	0.001	-	-	0.000	0.000	0.000	0.001	-	-					0.030
3.200	0.000	0.000	0.000	1.02	-	-	0.000	0.000	0.000		1.03	-	-			0.000	0.000	0.000	0.001	-	-	0.000	0.000	0.000	0.003	-	-					0.032
3.400	0.000	0.000	0.000	0.822	-	-	0.000	0.000	0.000		0.838	-	-			0.000	0.000	0.000	0.001	-	-	0.000	0.000	0.000	0.010	-	-					0.034
3.600	0.000	0.000	0.000	0.623	-	30	0.000	0.000	0.000		0.656	-	-			0.000	0.000	0.000	0.001	-	-	0.000	0.000	0.000	0.027	-	-					0.036
3.800	0.000	0.000	0.000	0.430	-	-	0.000	0.000	0.000		0.490	-	-			0.000	0.000	0.000	0.007	-	-	0.000	0.000	0.000	0.061	-	-					0.038
4.000	0.000	0.000	0.000	0.257	-	-	0.000	0.000	0.000		0.350	-	-			0.000	0.000	0.000	0.034	-	-	0.000	0.000	0.000	0.120	-	-					0.040
4.400	0.000	0.000	0.000	0.049	-	-	0.000	0.000	0.000		0.150	-	-			0.000	0.000	0.000	0.227	-	-	0.000	0.000	0.000	0.320	-	-					0.044
4.800	0.000	0.000	0.000	0.004	-	-	0.000	0.000	0.000		0.053	-	-			0.000	0.000	0.000	0.582	-	-	0.000	0.000	0.000	0.624	-	-					0.048
5.200	0.000	0.000	0.000	0.001	-	-	0.000	0.000	0.000		0.015	-	-			0.000	0.000	0.000	0.980	-	-	0.000	0.000	0.000	0.988	-	-					0.052
5.600	0.000	0.000	0.000	0.001	-	-	0.000	0.000	0.000		0.004	-	-			0.000	0.000	0.000	1.38	-	-	0.000	0.000	0.000	1.38	-	-					0.056
6.000	0.000	0.000	0.000	0.001	-	-	0.000	0.000	0.000		0.001	-	-			0.000	0.000	0.000	1.78	-	-	0.000	0.000	0.000	1.78	-	-					0.060
6.400	0.000	0.000	0.000	0.001	-	-	0.000	0.000	0.000		0.001	-	-			0.000	0.000	0.000	2.18	-	-	0.000	0.000	0.000	2.18	-	-					0.064
Totals:					0	30						0	0	0								0	0									0
Number of Trades:					0							0	0	0								0.00									0	

PPC (CR)

(Contract Size: 100 Securities, Exercise Style: American, Physical Delivery)

Call Options														Put Options																		
March 2024							April 2024							Other Months		March 2024							April 2024							Other Months		Exercise Price
Open price	Price max	Price min	Last price	Closing price	Volume	Open Interest	Open price	Price max	Price min	Last price	Closing price	Volume	Open Interest	Volume	Open Interest	Open price	Price max	Price min	Last price	Closing price	Volume	Open Interest	Open price	Price max	Price min	Last price	Closing price	Volume	Open Interest	Volume	Open Interest	
5.600	0.000	0.000	0.000	6.20	-	-										0.000	0.000	0.000	0.001	-	-											0.056
6.000	0.000	0.000	0.000	5.80	-	-										0.000	0.000	0.000	0.001	-	-											0.060
6.400	0.000	0.000	0.000	5.40	-	-										0.000	0.000	0.000	0.001	-	-											0.064
6.800	0.000	0.000	0.000	5.00	-	-										0.000	0.000	0.000	0.001	-	-											0.068
7.200	0.000	0.000	0.000	4.60	-	-										0.000	0.000	0.000	0.001	-	-											0.072
7.600	0.000	0.000	0.000	4.20	-	-										0.000	0.000	0.000	0.001	-	-											0.076
8.000	0.000	0.000	0.000	3.80	-	-										0.000	0.000	0.000	0.001	-	-											0.080
8.400	0.000	0.000	0.000	3.41	-	-										0.000	0.000	0.000	0.001	-	-											0.084
8.800	0.000	0.000	0.000	3.01	-	-	0.000	0.000	0.000		3.02	-	-			0.000	0.000	0.000	0.001	-	-	0.000	0.000	0.000		0.002	-	-			0.088	
9.200	0.000	0.000	0.000	2.61	-	-	0.000	0.000	0.000		2.63	-	-			0.000	0.000	0.000	0.001	-	-	0.000	0.000	0.000		0.007	-	-			0.092	
9.600	0.000	0.000	0.000	2.21	-	-	0.000	0.000	0.000		2.24	-	-			0.000	0.000	0.000	0.001	-	-	0.000	0.000	0.000		0.018	-	-			0.096	
10.000	0.000	0.000	0.000	1.81	-	-	0.000	0.000	0.000		1.87	-	-			0.000	0.000	0.000	0.001	-	-	0.000	0.000	0.000		0.042	-	-			0.100	
11.000	0.000	0.000	0.000	0.835	-	16	0.000	0.000	0.000		1.04	-	-			0.000	0.000	0.000	0.028	-	-	0.000	0.000	0.000		0.217	-	-			0.110	
12.000	0.000	0.000	0.000	0.172	-	1	0.000	0.000	0.000		0.477	-	-			0.000	0.000	0.000	0.366	-	16	0.000	0.000	0.000		0.649	-	-			0.120	
13.000	0.000	0.000	0.000	0.010	-	26	0.000	0.000	0.000		0.171	-	5			0.000	0.000	0.000	1.21	-	10	0.000	0.000	0.000		1.34	-	-			0.130	
14.000	0.000	0.000	0.000	0.001	-	-	0.000	0.000	0.000		0.050	-	-			0.000	0.000	0.000	2.20	-	-	0.000	0.000	0.000		2.23	-	-			0.140	
15.000	0.000	0.000	0.000	0.001	-	-	0.000	0.000	0.000		0.012	-	-			0.000	0.000	0.000	3.20	-	-	0.000	0.000	0.000		3.20	-	-			0.150	
16.000	0.000	0.000	0.000	0.002	-	-	0.000	0.000	0.000		0.002	-	-			0.000	0.000	0.000	4.20	-	-	0.000	0.000	0.000		4.20	-	-			0.160	
17.000	0.000	0.000	0.000	0.001	-	-	0.000	0.000	0.000		0.001	-	-			0.000	0.000	0.000	5.20	-	-	0.000	0.000	0.000		5.20	-	-			0.170	
18.000	0.000	0.000	0.000	0.001	-	-	0.000	0.000	0.000		0.001	-	-			0.000	0.000	0.000	6.20	-	-	0.000	0.000	0.000		6.20	-	-			0.180	
Totals:					0	43						0	5	0	0					0	26					0	10	0	0			
Number of Trades:					0						0			0						0.00						0				0		

Lending Products	Underlying Title	Open Interest[5]	Multilateral Transactions[1]				Bilateral Transactions[2]		Stock Borrowing through OTC (volume)[3]
			Volume(Offered)	Average Weighted	Transactions volume	Average Weighted	Transactions Volume	Average Weighted	Transactions Volume
ADMIEBOR	ADMIE (IPTO) HOLDING S.A. (CR)	---	---	---	---	---	---	446,167	
AEGNBOR	AEGEAN AIRLINES (CR)	---	---	---	---	---	---	197,896	
AETFBOR	ALPHA ETF FTSE Athex Large Cap	---	---	---	---	---	---	---	
ALPHABOR	ALPHA SERVICES HOLD (CR)	18,506	---	---	---	---	---	58,704,045	
OTOELBOR	AUTOHELLAS SA (CR)	1,500	---	---	---	---	---	87,389	
AVAXBOR	AVAX S.A. (CR)	2,000	---	---	---	---	---	---	
EEEBOR	CC HBC AG (CR)	2,829	---	---	---	---	---	44,377	
CENERBOR	CENERGY HOLDINGS (CB)	---	---	---	---	---	---	4,770	
ELLAKTORBOR	ELLAKTOR (CR)	2,681	---	---	---	---	---	137,576	
ELHABOR	ELVALHALCOR (CR)	788	---	---	---	---	---	64,887	
EUROBBOR	EUROBANK HOLDINGS (CR)	---	---	---	---	---	---	35,009,982	
EYDAPBOR	EYDAP S.A. (CR)	845	---	---	---	---	---	289,813	
FOYRKBOR	FOURLIS (CR)	230	---	---	---	---	---	10,875	
GEKTERNABOR	GEK TERNA (CR)	---	---	---	---	---	---	6,203,698	
SARBOR	GR. SARANTIS S.A. (CR)	817	---	---	---	---	---	90,921	
EXAEBOR	HELLENIC EXCHANGES-A.S.E. (CR)	200	---	---	---	---	---	167,047	
ELPEBOR	HELLENIQ ENERGY (CR)	---	---	---	---	---	---	300,524	
INTRKBOR	INTRACOM HOLDINGS (CR)	---	---	---	---	---	---	5,607	
INKATBOR	INTRAKAT (CR)	---	---	---	---	---	---	80,000	
BELABOR	JUMBO SA (CR)	2,621	---	---	9,988	5.12%	---	210,665	
LAMDABOR	LAMDA DEVELOPMENT SA (CR)	400	---	---	---	---	---	223,277	
MIGBOR	MIG (CR)	1,992	---	---	---	---	---	40,179	
MOHBOR	MOTOR OIL (CR)	20,881	---	---	---	---	---	439,057	
MYTILBOR	MYTILINEOS (CR)	761	---	---	---	---	---	156,348	
ETEBOR	NATIONAL BANK (CR)	149	---	---	360	4.88%	---	14,189,080	
OPAPBOR	OPAP (CR)	---	---	---	---	---	---	1,617,545	
OPTIMABOR	OPTIMA BANK (CR)	1,900	---	---	202	4.88%	---	8,394	
HTOBOR	OTE (CR)	250	---	---	---	---	---	1,799,396	
PPABOR	P.P.A. S.A. (CR)	2,000	---	---	---	---	---	65,287	
TPEIRBOR	PIRAEUS FINANCIAL HOLD (CR)	---	---	---	---	---	---	895,291	
PPCBOR	PPC (CR)	500	---	---	---	---	---	1,278,881	

Stock Lending Notes

[1] - Multilateral contracts Lending or Borrowing as per Methods 8-1, 8-2 and 8-3-3 (According to ATHEX BoD Resolution No.17)

[2] - Bilateral Contracts Lending or Borrowing as per Methods 8-3-1 and 8-3-2 (According to ATHEX BoD Resolution No.20)

[3] - The information concerning OTC Stock Borrowing Transactions is based on the statements of the Dematerialised Securities System (DSS) operators involved and refers to volumes that have been registered up until the previous working day.

[4] - Average Price (Volume weighted)

[5] - The Data concerning Open Interest before the start of trading session

Lending Products	Underlying Title	Open Interest[5]	Multilateral Transactions[1]				Bilateral Transactions[2]		Stock Borrowing through OTC (volume)[3]	
			Volume(Offered)	Average Weighted	Transactions volume	Average Weighted	Transactions Volume	Average Weighted	Transactions Volume	
QUALBOR	QUALITY & RELIABILITY SA (CR)	---	---	---	---	---	---	---	---	
QUESTBOR	QUEST HOLDINGS (CR)	391	---	---	---	---	---	---	21,333	
TENERGYBOR	TERNA ENERGY (CR)	---	---	---	---	---	---	---	278,050	
TITCBOR	TITAN CEMENT (CB)	7,615	---	---	---	---	---	---	228,626	
VIOBOR	VIOHALCO SA/NV (CB)	744	---	---	---	---	---	---	---	

Stock Lending Notes

[1] - Multilateral contracts Lending or Borrowing as per Methods 8-1, 8-2 and 8-3-3 (According to ATHEX BoD Resolution No.17)

[2] - Bilateral Contracts Lending or Borrowing as per Methods 8-3-1 and 8-3-2 (According to ATHEX BoD Resolution No.20)

[3] - The information concerning OTC Stock Borrowing Transactions is based on the statements of the Dematerialised Securities System (DSS) operators involved and refers to volumes that have been registered up until the previous working day.

[4] - Average Price (Volume weighted)

[5] - The Data concerning Open Interest before the start of trading session

Sectors codification for listed companies

12003-	ETF	10101010	Computer Services
10101015	Software	10102030	Computer Hardware
15101010	Telecommunications Equipment	15102015	Telecommunications Services
20101010	Health Care Facilities	20101025	Health Care Services
20102010	Medical Equipment	20103015	Pharmaceuticals
30101010	Banks	30202000	Diversified Financial Services
30202010	Asset Managers & Custodians	30202015	Investment Services
30204000	Closed End Investments	30302010	Full Line Insurance
30302015	Insurance Brokers	30302025	Property and Casualty Insurance
35101010	Real Estate Holding and Development	35101015	Real Estate Services
35102000	Diversified REITs	35102030	Office REITs
35102045	Retail REITs.	40201040	Rental & Leasing Services: Consumer
40202010	Home Construction	40202015	Household Furnishings
40202020	Household Appliance	40203040	Electronic Entertainment
40204020	Clothing & Accessories	40301010	Entertainment
40301030	Publishing	40301035	Radio & TV Broadcasters
40401010	Diversified Retailers	40401020	Apparel Retailers
40401025	Home Improvement Retailers	40401030	Specialty Retailers
40501010	Airlines	40501015	Travel & Tourism
40501020	Casinos & Gambling	40501025	Hotels & Motels
45101015	Distillers & Vintners	45101020	Soft Drinks
45102010	Farming Fishing Ranching & Plantations	45102020	Food Products
45103010	Tobacco	45201010	Food Retailers & Wholesalers
45201020	Personal Products	50101010	Construction
50101020	Building Roof/Wallboard and Plumbing	50101030	Cement
50101035	Building Materials: Other	50202010	Electrical Components
50203015	Plastics	50203030	Containers & Packaging
50204000	Machinery: Industrial	50204020	Machinery: Construction & Handling
50205010	Industrial Suppliers	50205020	Back Office Support HR & Consulting
50205030	Forms & Bulk Printing Services	50206015	Commercial Vehicles & Parts
50206030	Marine Transportation	50206060	Transportation Services
55101000	Diversified Materials	55101020	Textile Products
55102000	General Mining	55102010	Iron & Steel
55102015	Metal Fabricating	55102035	Aluminum
60101020	Oil Refining and Marketing	65101010	Alternative Electricity
65101015	Conventional Electricity	65102000	Multi-Utilities
65102030	Water		



ATHEX
Athens Stock Exchange

Λεωφ. Αθηνών 110 104 42 Αθήνα
110, Athinon Ave. GR 104 42 Athens
tel. (+30)210-33.66.800, fax (+30)210-33.66.101
www.athexgroup.gr