

24

Ημερήσιο Δελτίο  
Συναλλακτικής Δραστηριότητας

Daily Official List  
of Trading Activity

Wednesday, 28 February, 2024

Year: 145 Trading Day No: 42



**ATHEXGROUP**  
Athens Exchange Group

**Disclaimer:**

Hellenic Exchanges-Athens Stock Exchange S.A endeavours to ensure that the data and other material ("Information") presented on the Daily Official List are accurate and complete, but it is not liable for any errors or omissions of data or /and for the accuracy, credibility, updating and completeness of the aforesaid information nor it has any liability arising directly or indirectly from the use of the above Information.

The Company is not liable for the accuracy of the data included in listed companies' announcements. Only the sender of such an announcement is fully and solely liable for any infringement of third party's rights from the content of such announcement. All contents of the Daily Official List are provided only for information purposes and do not constitute investment advice or solicitation to invest in securities or other products listed for trading on the Exchange.

You acknowledge and agree that the Company is the owner of any property rights related to any Information appearing on the Daily Official List including intellectual property rights copyright, trademarks, etc.

The above data are a property of the Hellenic Exchanges-Athens Exchange and are copyright protected. Users are forbidden to reproduce, modify, copy, sale, transmit or redistribute, by all reproduction means and methods, part or the whole of the above data, without reference to their source.

The commercial exploitation of these data is, also, forbidden by third parties. Hellenic Exchanges-Athens Exchange does not carry any responsibility, direct or indirect, derived from usage or accidental alteration of the above data when used by third parties.

---

**Hellenic Exchanges – Athens Stock Exchange S.A.**

110 Athinon Ave., 10442 Athens, Tel: (210) 33.66.800, Fax: (210) 32.13.938

[www.athexgroup.gr](http://www.athexgroup.gr)

---

**Thessalonica Stock Exchange Center (T.S.E.C)**

16-18 Katouni Str., Thessalonica 546 25 Tel: (2310) 567.667, Fax: (2310) 530.545

**Athex Members Guarantee Fund**

14-16 Fidiou Str., Athens 106 78, Tel: (210) 33.04.682, Fax: (210) 33.04.155

**Hellenic Republic Capital Market Commission**

1 Kolokotroni Str. & 1 Stadiou Str., Athens 10562 Tel: (210) 33.77.100 Fax: (210) 33.77.173

---

**Table of Contents**

---

**Section 1: Statistical Figures of Securities, Derivatives and Lending**

Summary of Markets

Athex Indices

Analytic Figures for Athex Market's Boards and Categories

Trading Details by Athex Sectors and Financial Instruments (ETFs)

Top 10 best &amp; worst performing Shares

Derivatives Summary

**Section 2: Analytic Figures of Shares Transactions**

Analytic Figures of Shares Transactions

Shares' Notes

**Section 3: Figures of Securities Transactions**

Securities Blocks Details

Shares Rights Details

Stock Borrowing

Forced Sales Details

Forced Sales Registered Shares

Exchange Traded Funds (ETFs) Characteristics

**Section 5: Bonds traded in Fixed Income Assets Market**

Convertible Corporate Bonds - Regulated Market

Non Convertible Corporate Bonds - Regulated Market

Government Bonds

Treasury Bills &amp; Zero Coupon Government Bonds

Government Bonds Traded with the Open Outcry Method

State Banks Bonds

**Section 6: Additional Infos**

Athex &amp; ATHEXClear Members List

List of Stocks under Market Making operations

**Section 7: Derivatives Market Analytic Figures**

Index Futures

Stock Futures

Index Options

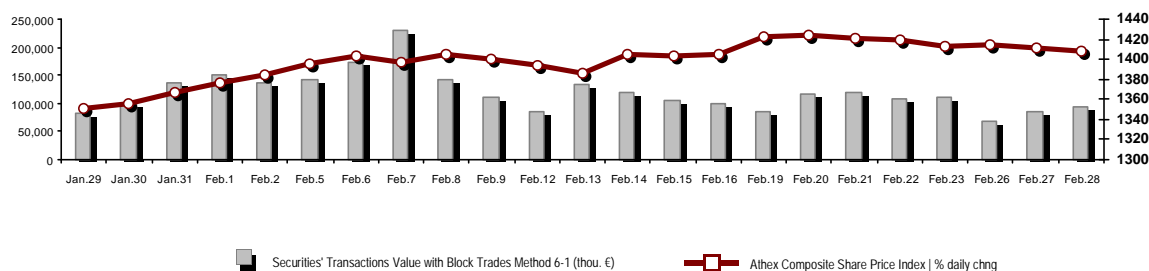
Stock Options

Stock Lending Analytic Figures

**Appendix A: Sectors codification for listed companies**

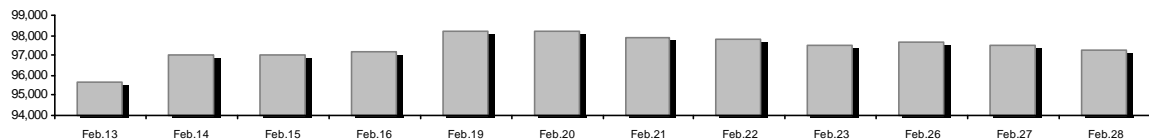
## Summary of Markets

Athex Composite Share Price Index vs Shares and Derivatives Transactions Value

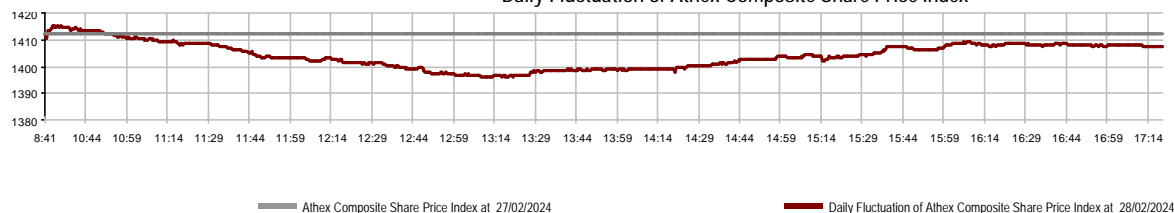


Athex Capitalisation (mill. €) **:	97,287.51		Derivatives Total Open Interest	491,225
Daily change: mill. €   %	-233.98	-0.24%	in Index Futures   % daily chng	6,270 0.85%
Yearly Avg Capitalisation: mill. €   % chng prev year Avg	93,377.62	16.16%	in Stock Futures   % daily chng	482,730 -0.50%
Athex Composite Share Price Index   % daily chng	1,407.74	-0.30%	in Index Options   % daily chng	745 0.00%
Athex Composite Share Price Index Capitalisation (mill. €)	88,752.50		in Stock Options   % daily chng	1,480 0.00%
Daily change (mill. €)	-226.80			
Securities' Transactions Value with Block Trades Method 6-1 (t)	94,296.33		Derivatives Contracts Volume:	27,276
Daily change: %	9,041.41	10.61%	Daily change: pieces   %	12,477 84.31%
YtD Avg Trans. Value: thou. €   % chng prev year Avg	108,891.75	-0.62%	YtD Avg Derivatives Contracts % chng prev year Avg	25,287 -42.48%
Blocks Transactions Value of Method 6-1 (thou. €)	3,219.25		Derivatives Trades Number:	2,264
Blocks Transactions Value of Method 6-2 & 6-3 (thou. €)	7.63		Daily change: number   %	787 53.28%
Bonds Transactions Value (thou.€)	5,126.00		YtD Avg Trades number % chng prev year Avg	1,877 -19.46%
Securities' Transactions Volume with Block Trades Method 6-1 (tho)	21,968.34		Lending Total Open Interest	73,191
Daily change: thou. pieces   %	3,155.86	16.78%	Daily change: pieces   %	1,128 1.57%
YtD Avg Volume: % chng prev year Avg	25,304.88	-24.73%	Lending Volume (Multilateral/Bilateral)	13,131
Blocks Transactions Volume of Method 6-1 (thou. Pieces)	309.52		Daily change: pieces   %	-5,097
Blocks Transactions Volume of Method 6-2 & 6-3 (thou. Pieces)	4.03		Multilateral Lending	13,131
Bonds Transactions Volume	5,154,000		Bilateral Lending	0
Securities' Trades Number with Block Trades Method 6-1	41,018		Lending Trades Number:	6
Daily change: number   %	6,722	19.60%	Daily change: %	-2
YtD Avg Trades number % chng prev year Avg	39,109	7.97%	Multilateral Lending Trades Number	6
Number of Blocks Method 6-1	7		Bilateral Lending Trades Number	0
Number of Blocks Method 6-2 & 6-3	1			
Number of Bonds Transactions	205			

Athex Capitalisation (mill. €) \*\*



Daily Fluctuation of Athex Composite Share Price Index



## Athex Indices

Index name	28/02/2024	27/02/2024	pts.	%	Min	Max	Year min	Year max	Year change
Athex Composite Share Price Index	1,407.74 €	1,411.98	-4.24	-0.30%	1,396.03	1,415.11	1,293.14	1,431.08	8.86% #
Athex Composite Index Total Return Index	2,566.80 €	2,574.53	-7.73	-0.30%	2,545.45	2,580.24	2,355.44	2,609.36	8.97% #
Athex ESG Index	1,608.00 €	1,613.93	-5.93	-0.37%	1,595.79	1,617.34	1,471.77	1,634.83	9.26% #
ATHEX Alternative Market Price Index	12,627.82 €	12,673.45	-45.63	-0.36%	12,418.59	12,817.10	9,352.11	13,974.15	35.03% #
FTSE/Athex Large Cap	3,418.94 €	3,431.28	-12.34	-0.36%	3,392.69	3,438.85	3,122.79	3,475.74	9.48% #
FTSE/Athex Mid Cap Index	2,388.78 €	2,396.52	-7.74	-0.32%	2,346.25	2,397.70	2,212.15	2,444.67	6.13% #
FTSE/ATHEX High Dividend Yield Index	4,094.88 €	4,107.68	-12.80	-0.31%	4,048.88	4,124.45	3,752.57	4,156.90	8.58% #
FTSE/Athex Market Index	816.27 €	818.99	-2.72	-0.33%	809.99	820.81	746.82	829.73	9.30% #
FTSE/Athex Banks	1,224.61 €	1,230.10	-5.49	-0.45%	1,212.06	1,230.10	1,057.67	1,251.92	15.35% #
FTSE/ATHEX TECHNOLOGY & TELECOMMUNICAT	5,342.92 #	5,338.26	4.66	0.09%	5,278.75	5,372.76	4,915.95	5,558.90	5.33% #
FTSE/ATHEX FINANCIAL SERVICES	5,768.25 €	5,792.32	-24.07	-0.42%	5,706.99	5,792.32	4,996.31	5,899.65	15.04% #
FTSE/ATHEX REAL ESTATE	4,865.49 €	4,889.72	-24.23	-0.50%	4,836.39	4,932.02	4,836.39	5,120.52	-1.92% €
FTSE/ATHEX CONSUMER DISCRETIONARY	5,422.46 €	5,438.31	-15.85	-0.29%	5,372.62	5,479.53	4,993.33	5,509.05	8.11% #
FTSE/ATHEX CONSUMER STAPLES	5,650.25 #	5,642.92	7.33	0.13%	5,594.04	5,723.32	5,069.68	5,770.97	11.04% #
FTSE/ATHEX INDUSTRIALS	5,640.11 €	5,674.98	-34.87	-0.61%	5,564.50	5,674.98	5,044.08	5,724.54	10.99% #
FTSE/ATHEX BASIC MATERIALS	5,364.03 #	5,309.45	54.58	1.03%	5,198.41	5,376.67	4,869.63	5,876.05	10.15% #
FTSE/ATHEX ENERGY & UTILITIES	5,149.73 €	5,185.22	-35.49	-0.68%	5,107.90	5,193.92	4,987.63	5,361.67	3.25% #
Athex All Share Index	326.12 €	326.90	-0.78	-0.24%	326.12	326.12	304.60	329.22	7.99% #
Hellenic Mid & Small Cap Index	2,049.51 €	2,051.51	-2.00	-0.10%	2,022.92	2,058.33	1,929.00	2,079.37	6.25% #
FTSE/Athex Large Cap Total Return	5,660.98 €	5,681.41	-20.43	-0.36%			5,201.70	5,736.02	9.56% #
FTSE/Athex Mid Cap Total Return	3,217.02 €	3,227.44	-10.42	-0.32%			3,005.84	3,282.59	6.13% #
MSCI GREECE REBASED	5,487.56 €	5,510.66	-23.10	-0.42%	5,439.07	5,517.71	4,984.69	5,590.77	10.09% #
Hellenic Corporate Bond Index	130.40 €	130.46	-0.06	-0.05%			129.54	130.46	0.59% #
Hellenic Corporate Bond Price Index	90.77 €	90.83	-0.05	-0.06%			90.52	90.97	0.14% #

Note 1: FTSE/Med 100, Hellenic Corporate Bond Price Index and Hellenic Corporate Bond Index closing prices refer to the previous trading day of 26/02/2024.

Note 2: The Hellenic Mid & Small Cap Index is a Customized index calculated by the Athens Exchange.

## Analytic Figures for Athex Market's Boards and Categories

	Total Traded Securities	Main Market	Surveillance	Exchange Traded Funds (ETFs)
Totals	131	122	8	1
Gain / Lose / Same:	39 / 70 / 22	37 / 66 / 19	1 / 4 / 3	1 / 0 / 0
Athex Capitalisation (mill. €) **	97,287.51	97,190.39	97.12	
Daily Average Trans/ons Value(thou.€)	108,891.75	108,593.58	66.89	299.27
Transactions Value	94,303.96	94,012.95	32.00	259.01
Main Board:	91,077.08	90,786.07	32.00	259.01
Blocks Board 6_2_3:	3,226.88	3,226.88	0.00	0.00
Forced Sales Board:	0.00	0.00	0.00	0.00
Special Terms Board:	0.00	0.00	0.00	0.00
Daily Average Transactions Volume	25,304,875	24,998,778	315,717	8,888
Transactions Volume	21,972,370	21,846,732	118,119	7,519
Main Board:	21,658,825	21,533,187	118,119	7,519
Blocks Board 6_2_3:	313,545	313,545	0	0
Forced Sales Board:	0	0	0	0
Special Terms Board:	0	0	0	0
Daily Average Number of Trades	39,109	38,942	96	71
Number of Trades	41,019	40,871	76	72
Main Board:	41,011	40,863	76	72
Blocks Board 6_2_3:	8	8	0	0
Forced Sales Board:	0	0	0	0
Special Terms Board:	0	0	0	0

## Trading Details by Athex Sectors and Financial Instruments (ETFs)

Code	Sectors	Gain / Lose / Same	Number of Trades	Transactions Volume	Transactions Value	% of Total Trans. Value
3010	- Banks	1 / 5 / 1	12,068	11,676,959	34,561,001.23	36.65%
5510	- Basic Resources	4 / 8 / 3	1,926	640,630	2,142,240.21	2.27%
5010	- Construction & Materials	5 / 7 / 3	3,071	1,117,135	4,315,177.67	4.58%
4020	- Consumer Products & Services	1 / 5 / 1	322	197,024	189,957.84	0.20%
6010	- Energy	0 / 3 / 1	2,348	528,387	6,084,457.90	6.45%
12000	- Financial Instruments	1 / 0 / 0	72	7,519	259,010.36	0.27%
3020	- Financial Services	1 / 1 / 3	796	200,961	1,075,285.20	1.14%
4510	- Food Beverage & Tobacco	4 / 0 / 2	817	311,326	1,279,278.25	1.36%
2010	- Health Care	0 / 3 / 0	357	259,057	251,466.00	0.27%
5020	- Industrial Goods & Services	7 / 10 / 2	2,135	687,202	4,160,682.24	4.41%
3030	- Insurance	0 / 1 / 0	31	2,250	11,147.06	0.01%
4030	- Media	0 / 1 / 0	1	1,720	890.96	0.00%
4520	- Personal Care, Drug & Grocery Stores	0 / 2 / 0	240	31,802	262,322.83	0.28%
3510	- Real Estate	1 / 9 / 3	1,251	360,971	1,597,722.58	1.69%
4040	- Retail	4 / 2 / 1	1,444	238,689	3,383,321.34	3.59%
1010	- Technology	5 / 6 / 0	2,665	847,592	3,523,946.23	3.74%
1510	- Telecommunications	1 / 1 / 0	1,912	393,785	5,301,888.14	5.62%
4050	- Travel & Leisure	3 / 2 / 1	4,290	3,319,960	8,737,443.05	9.27%
6510	- Utilities	1 / 4 / 1	5,273	1,149,401	17,166,717.03	18.20%

## Top 10 best &amp; worst performing Shares

## Main Market

With positive Price change			With negative Price change		
	Closing price	change		Closing price	change
EVROFARMA SA (CR)	1.74	14.47% #	QUALITY & RELIABILITY SA (CR)	0.844	-3.43% €
KIRIAKOULIS SHIPPING SA (CR)	1.24	10.22% #	TZIRAKIAN PROFIL (CR)	1.665	-2.63% €
CENERGY HOLDINGS (CB)	6.99	3.86% #	AVAX S.A. (CR)	1.642	-2.49% €
QUEST HOLDINGS (CR)	5.61	2.75% #	MIG (CR)	4.3	-2.27% €
VIOHALCO SA/NV (CB)	5.95	2.41% #	PROFILE SA (CR)	4.16	-2.12% €
UNIBIOS (CR)	1.26	2.02% #	TECHNICAL OLYMPIC SA (CR)	2.79	-2.11% €
HAIDEMENOS SA (CR)	0.8	1.91% #	SPACE HELLAS SA (CR)	7.5	-1.83% €
KLOUKINAS - LAPPAS SA (CR)	1.605	1.58% #	VOYATZOGLOU (CR)	2.26	-1.74% €
ILYDA S.A. (CR)	1.32	1.15% #	HELLENIQ ENERGY (CR)	8.1	-1.70% €
HELLENIC EXCHANGES-A.S.E. (CR)	5.43	1.12% #	ELASTRON (CR)	2.5	-1.58% €
With the highest Transactions Value			With the highest Transactions Volume		
	Value (thou. €)	change		Volume	change
PIRAEUS FINANCIAL HOLD (CR)	14,608.82	-0.51% €	ALPHA SERVICES HOLD (CR)	3,861,672	-0.06% €
MYTILINEOS (CR)	10,083.88	-0.88% €	PIRAEUS FINANCIAL HOLD (CR)	3,789,435	-0.51% €
NATIONAL BANK (CR)	7,597.22	0.28% #	EUROBANK HOLDINGS (CR)	2,933,449	-1.51% €
ALPHA SERVICES HOLD (CR)	6,594.52	-0.06% €	INTRALOT (CR)	2,838,115	0.52% #
EUROBANK HOLDINGS (CR)	5,533.25	-1.51% €	NATIONAL BANK (CR)	1,066,063	0.28% #
OTE (CR)	5,290.49	0.52% #	HELLENIQ ENERGY (CR)	396,557	-1.70% €
OPAP (CR)	4,566.48	-0.47% €	OTE (CR)	392,255	0.52% #
PPC (CR)	3,801.31	0.17% #	ADMIE (IPTO) HOLDING S.A. (CR)	362,019	-1.30% €
INTRALOT (CR)	3,239.72	0.52% #	INTRAKAT (CR)	333,392	-0.92% €
HELLENIQ ENERGY (CR)	3,214.44	-1.70% €	INTRACOM HOLDINGS (CR)	324,415	-1.28% €

Note: Stocks that are not included in the "Under Supervision" category, and the transactions value is more than 10,000 €.

## Derivatives Summary

	Number of Trades	Volume	Open Interest
<b>Index Futures</b>	<b>257</b>	<b>751</b>	<b>6,270</b>
FTSE/Athex Banks	2	15	1,445
FTSE/Athex Large Cap	255	736	4,473
MSCI GREECE REBASED	0	0	352
<b>Stock Futures</b>	<b>1,997</b>	<b>26,492</b>	<b>482,730</b>
ADMIE (IPTO) HOLDING S.A. (CR)	50	1,539	31,562
AEGEAN AIRLINES (CR)	119	245	6,665
ALPHA SERVICES HOLD (CR)	132	7,639	177,050
AUTOHELLAS SA (CR)	0	0	305
AVAX S.A. (CR)	10	36	1,433
CC HBC AG (CR)	8	45	196
CENERGY HOLDINGS (CB)	28	229	5,192
ELLAKTOR (CR)	84	469	4,867
ELVALHALCOR (CR)	26	152	5,547
EUROBANK HOLDINGS (CR)	63	2,276	29,224
EYDAP S.A. (CR)	12	45	4,134
FOURLIS (CR)	30	122	1,549
GEK TERNA (CR)	50	300	12,685
HELLENIC EXCHANGES-A.S.E. (CR)	106	722	11,202
HELLENIQ ENERGY (CR)	118	781	6,375
INTRACOM HOLDINGS (CR)	192	1,160	8,953
INTRAKAT (CR)	53	342	3,881
JUMBO SA (CR)	5	21	571
LAMDA DEVELOPMENT SA (CR)	29	106	6,858
MIG (CR)	0	0	106
MOTOR OIL (CR)	11	35	656
MYTILINEOS (CR)	119	249	4,726
NATIONAL BANK (CR)	83	568	14,040
OPAP (CR)	27	185	1,191
OPTIMA BANK (CR)	0	0	102
OTE (CR)	81	462	10,168
P.P.A. S.A. (CR)	1	1	103
PIRAEUS FINANCIAL HOLD (CR)	235	7,208	73,309
PPC (CR)	124	680	30,803
QUEST HOLDINGS (CR)	8	26	224
TERNA ENERGY (CR)	85	368	23,383
TITAN CEMENT (CB)	3	11	234
VIOHALCO SA/NV (CB)	105	470	5,436
<b>Index Options</b>	<b>10</b>	<b>33</b>	<b>745</b>
FTSE/Athex Large Cap	10	33	745
<b>Stock Options</b>	<b>0</b>	<b>0</b>	<b>1,480</b>
ALPHA SERVICES HOLD (CR)	0	0	1,000
NATIONAL BANK (CR)	0	0	277
OPAP (CR)	0	0	32
OTE (CR)	0	0	72
PIRAEUS FINANCIAL HOLD (CR)	0	0	30
PPC (CR)	0	0	69
<b>Total Derivatives Traded</b>	<b>2,264</b>	<b>27,276</b>	<b>491,225</b>











## Shares' Notes

Code	Note text
( )	- Adjusted dividends.
*	- Last adjusted closing price.
[1]	- Net dividends.
[2]	- The "Date of Last Coupon" for New listings refers to the date company's stocks started to trade in Athex
[3]	- The Company Market Value is referred to the number of outstanding shares
[4]	- Sectors codification can be found in Appendix A
[5]	- The Market Value refers to the total number of shares listed (including their several classes) in the exchange by the company.
[6]	- P/E greater than 100
[7]	- Last view of the Order Book before the end of the trading session
[8]	- All Blocks Methods' Transactions Value are included.
4750	- Transfer to the Under Surveillance Category from 8/4/2011.
4955	- Transfer to the Surveillance Category as from 5/4/2013.
5093	- Transfer to the Surveillance Category as of 8/4/2015.
5141	- Transfer to the Surveillance Category as of 10/05/2017.
5160	- Transfer to the Surveillance Category as of 15/04/2016.
5165	- Transfer to the Surveillance Category as of 15/02/2018.
5193	- Transfer to the Surveillance Category as of 25/10/2018.
5197	- Transfer to the Surveillance Category as of 07/11/2018.
5232	- Transfer to the Under Surveillance Category from 08/04/2011.
5233	- Suspension of trading as of 13/05/2020.
5248	- Transfer to the Surveillance Category as of 06/09/20116.
5253	- Transfer to the Surveillance Category as of 14/5/2021.
5275	- Transfer to the Surveillance Category as of 09/07/2020.
5277	- Suspension of trading as of 02/05/2023.
5278	- Suspension of trading as of 03/05/2023.

### Securities Blocks Details

Securities	Block Volume	Price	Block Trade Value	Time of approval	Note
QUEST HOLDINGS (CR)	30,000	5.56	166,800.00	10:34:55	20
JUMBO SA (CR)	16,696	27.26	455,132.96	10:42:40	20
JUMBO SA (CR)	22,856	27.10	619,397.60	10:55:55	20
NATIONAL BANK (CR)	50,000	7.13	356,500.00	11:02:56	20
EUROBANK HOLDINGS (CR)	4,028	1.89	7,627.02	13:59:54	14
ATHENS INTL AIRPORT (CR)	55,000	8.65	475,860.00	14:49:53	20
OTE (CR)	28,577	13.58	388,075.66	16:30:31	20
NATIONAL BANK (CR)	106,388	7.12	757,482.56	17:01:15	20

### Blocks Notes

- 9 - Method 6-1 / Special Fees
- 10 - Method 6-1 / Special Fees, SDS
- 14 - Method 6-3 / Settlement, Incomplete Buy and Sell
- 18 - Method 6-2 / SPOT 1
- 19 - Method 6-2 / SPOT 2
- 20 - Method 6-1 and Method 6-1 Same Day Settlement
- 21 - Other Pre-agreed

## Shares Rights Details

Occurred date	Exercise from	Exercise until	Trading until	Rights	Price min	Price max	Closing price	Last Bid	Last Ask	Volume	Trades	Transactions Value
---------------	---------------	----------------	---------------	--------	-----------	-----------	---------------	----------	----------	--------	--------	--------------------

No Rights Transactions.

---

Forced Sales Details

---

Securities	Category of Security	Transactions Volume	Number of Trades	Transactions Value	Note
------------	----------------------	------------------------	---------------------	-----------------------	------

---

No Forced Transactions.

---

---

Forced Sales Notes

---

- 1 - Compulsory Public Forced Sales
- 2 - Forced Sales of Fixed Registered Shares
- 3 - Forced Sales of Remaining Fractional Shares



## Exchange Traded Funds (ETFs) Characteristics

	Transactions Date (T)	Creation / Redemption	Units (T-1)	New Units (T-1)	Redemption Units (T-1)	Units (T) [1]	Fund Assets [2]	Net Unit Price	Dividend per Unit	Dividend Date
ALPHA ETF FTSE Athex Large Cap	28/02/2024	5,000	924,675	---	---	924,675	31,992,620.00	34.5988	0.62	03/07/2023

## ETFs Notes

[1] - Units (T) = Units (T-1) + New Units (T-1) - Redemption Units (T-1)

[2] - The Creation / Redemption Units of T-1 are included.

## Non Convertible Corporate Bonds - Regulated Market

Num Listed Bonds	Nominal price	Issue price	Today's Rate	Exp. Date	Duration (years)	Note	Coupon		Trading Unit	Corporate Bonds	Accrued Int.	Yield.T.Mat	Price min	Price max	Closing price	Previous closing price/date	Volume	Transactions Value	Last order		ear min	Year max		
							Common	Preferred											Price	Buy / Sell			Date	
230,000	1,000.00	1,000.00	4.70	12/07/2029	7	---	4	---	1	LAMDA DEVELOPMENT S.A. (Non convertible)	6.3972	4.5090	99.0000	99.6000	99.3000	99.3000	27/02/2024	45,000	45,023.88	98.8000	B	28/02/2024	98.3500	101.2000
320,000	1,000.00	1,000.00	3.40	21/07/2027	7	---	8	---	1	LAMDA DEVELOPMENT S.A. (Non Convertible)	3.6833	4.4080	95.3500	95.3999	95.3500	94.5000	27/02/2024	7,000	6,702.28	94.0000	B	28/02/2024	92.0000	96.6083
200,000	1,000.00	1,000.00	2.10	27/10/2027	7	---	7	---	1	O.P.A.P. S.A. (Non Convertible)	7.3500	3.8840	93.0469	94.0000	93.3125	93.5000	27/02/2024	7,000	6,583.33	92.0100	B	28/02/2024	90.5800	94.5034
200,000	1,000.00	1,000.00	1.90	23/03/2028	7	---	6	---	1	MOTOR OIL CORINTH REFINERIES SA (Non Convertible)	8.3389	4.0200	91.0500	92.0000	91.6934	91.1580	27/02/2024	38,000	35,160.37	91.1100	B	28/02/2024	90.8000	92.4499
100,000	1,000.00	1,000.00	2.70	25/05/2026	5	---	6	---	1	COSTAMARE PARTICIPATIONS PLC (Non Convertible)	7.1250	4.6140	95.1000	95.3500	95.3500	95.4000	27/02/2024	9,000	8,635.63	95.3500	B	28/02/2024	92.6789	97.0000
300,000	1,000.00	1,000.00	2.30	20/07/2028	7	---	6	---	1	PRODEA REIC S.A.(Non Convertible)	2.4917	4.9830	89.0000	89.2500	89.1111	89.0000	27/02/2024	9,000	8,042.43	88.5002	B	28/02/2024	86.1234	92.3500
150,000	1,000.00	1,000.00	2.65	22/10/2026	5	---	5	---	1	CPLP SHIPPING HOLDINGS PLC (Non Convertible)	9.5694	4.8430	94.0000	94.0600	94.0600	94.0470	27/02/2024	191,000	181,472.36	94.0010	B	28/02/2024	93.5000	95.0000
250,000	1,000.00	1,000.00	2.45	16/11/2028	7	---	5	---	1	ELVALHALCOR S.A. (Non Convertible)	7.2139	4.4240	90.7145	92.0000	91.2132	91.4000	27/02/2024	73,000	67,112.27	90.0000	B	28/02/2024	88.4206	93.3000
120,000	1,000.00	1,000.00	2.65	06/12/2028	7	---	5	---	1	NOVAL PROPERTY REIC (Non Convertible)	6.3306	4.7900	90.1001	91.8965	90.4615	90.5000	27/02/2024	32,000	29,150.25	90.3500	B	28/02/2024	88.5000	93.1999
500,000	1,000.00	1,000.00	2.75	03/07/2027	7	---	8	---	1	GEK TERNA S.A. (Non Convertible)	4.4306	4.5850	93.0000	93.5000	93.2400	93.1740	27/02/2024	31,000	28,999.35	92.9000	B	28/02/2024	91.6000	94.0000
100,000	1,000.00	1,000.00	2.95	11/02/2027	5	---	5	---	1	SAFE BULKERS PARTICIPATIONS PLC (Non Convertible)	1.4750	4.9650	93.7000	93.9500	93.9500	93.7460	27/02/2024	56,000	52,561.10	93.7400	B	28/02/2024	93.3364	97.0000
175,000	1,000.00	1,000.00	3.40	26/07/2024	5	---	10	---	1	ATTICA HOLDINGS S.A. (Non Convertible)	3.3056	4.6350	99.0500	99.2000	99.2000	99.2000	27/02/2024	140,000	139,277.28	99.1000	B	28/02/2024	98.5000	99.3400
100,000	1,000.00	1,000.00	4.40	26/07/2029	7	---	4	---	1	CPLP SHIPPING HOLDINGS PLC (Non Convertible)	4.2778	5.0190	95.8000	95.8000	95.8000	96.1500	27/02/2024	10,000	9,622.78	95.3000	B	28/02/2024	95.0948	100.2438
200,000	1,000.00	1,000.00	3.60	12/03/2026	7	---	10	---	1	AEGEAN AIRLINES S.A. (Non Convertible)	17.1000	3.9340	98.0000	98.7699	98.0000	98.7700	27/02/2024	34,000	33,916.80	97.2101	B	28/02/2024	96.7110	99.3000
150,000	1,000.00	1,000.00	2.60	22/10/2026	7	---	9	---	1	TERNA ENERGY FINANCE S.A. (Non Convertible)	9.3889	4.5620	94.0150	94.1000	94.0514	94.2000	27/02/2024	14,000	13,298.64	94.0160	B	28/02/2024	92.8293	95.5999
100,000	1,000.00	1,000.00	2.80	25/01/2027	5	---	5	---	1	PREMIA S.A. (Non Convertible)	2.8000	5.3060	---	---	---	92.8040	27/02/2024	---	---	92.1701	B	28/02/2024	90.9974	97.8048
500,000	1,000.00	1,000.00	4.00	10/07/2030	7	---	2	---	1	MYTILINEOS S.A. (Non Convertible)	5.6667	4.1770	98.4200	99.2000	98.5500	98.7940	27/02/2024	159,000	157,971.55	98.5000	B	28/02/2024	98.4200	100.6000
100,000	1,000.00	1,000.00	5.50	15/12/2028	5	---	1	---	1	IDEAL HOLDINGS S.A. (Non Convertible)	11.7639	4.9340	101.8000	102.1000	102.0000	102.2000	27/02/2024	31,000	31,982.68	102.0000	B	28/02/2024	100.6502	103.4000

## Corporate Bonds Notes

Transactions Volume = (Pieces) \* (Nominal Price). Transactions Value = (Pieces) \* (Nominal Price) \* (price %) + (Accrued interest).

The price of a Bond is stated as a percentage (%) of Bond's Nominal Price.

Nominal Price in Euros (€), except if it is noted differently.

## Non Convertible Corporate Bonds - Regulated Market

Num Listed Bonds	Nominal price	Issue price	Today's Rate	Exp. Date	Duration (years)	Note	Coupon		Trading Unit	Corporate Bonds	Accrued Int.	Yield.T.Mat	Price min	Price max	Closing price	Previous closing price/date	Volume	Transactions Value	Last order		ear min	Year max		
							Common	Preferred											Price	Buy / Sell			Date	
200,000	1,000.00	1,000.00	4.25	23/01/2029	5	---	1	---	1	AUTOHELLAS S.A. (Non Convertible)	4.4861	4.3540	99.5000	99.7000	99.5000	99.7000	27/02/2024	50,000	50,062.31	99.1000	B	28/02/2024	97.5000	101.0000
130,000	1,000.00	1,000.00	6.00	27/02/2029	5	---	1	---	1	INTRALOT S.A. (Non Convertible)	0.5000	5.9610	100.0000	100.5000	100.1499	---	---	4,175,000	4,177,435.97	99.9000	B	28/02/2024	100.0000	100.5000
120,000	1,000.00	1,000.00	3.95	04/04/2025	7	---	12	---	1	GEK TERNA S.A. (Non Convertible)	16.3486	3.6550	98.9000	99.3900	99.3900	98.8700	27/02/2024	41,000	41,228.19	99.1000	B	28/02/2024	98.6000	99.7800
300,000	1,000.00	1,000.00	2.30	14/12/2028	7	---	5	---	1	GEK TERNA S.A. (Non Convertible)	4.9833	5.2030	87.6900	87.6900	87.6900	86.8350	27/02/2024	2,000	1,763.77	87.0000	B	28/02/2024	85.0000	89.9890

## Corporate Bonds Notes

Transactions Volume = (Pieces) \* (Nominal Price). Transactions Value = (Pieces) \* (Nominal Price) \* (price %) + (Accrued interest).

The price of a Bond is stated as a percentage (%) of Bond's Nominal Price.

Nominal Price in Euros (€), except if it is noted differently.

## Government Bonds

Number Listed Bonds	Nominal price	Today's Rate	Accrued Interest Calc	Exp. Date [1]	Duration (years)	Note	Coupons Date	Curr. coupon value	Trading Unit	Government Bonds	Price min	Price max	Closing price	Previous closing price/date	Volume	Transactions Value	Price	Last order Buy / Sell	Date
4,500,000	1,000.00	1.88	Actual/Actual	04/02/2035	15	---	04/02	1.88	1	GGB-FXD-040235-15Y-1.875-1.000	---	---	---	---	---	---	---	---	---
1,805,793	1,000.00	3.45	Actual/Actual	02/04/2024	5	---	02/04	3.45	1	GGB-FXD-020424-05Y-3.450-1.000	---	---	---	---	---	---	---	---	---
6,000,000	1,000.00	0.75	Actual/Actual	18/06/2031	10	---	18/06	0.75	1	GGB-FXD-180631-10Y-0.750-1.000	---	---	---	---	---	---	---	---	---
3,150,000	1,000.00	3.88	Actual/Actual	15/06/2028	5	---	15/06	3.88	1	GGB-FXD-150628-05Y-3.875-1.000	---	---	---	---	---	---	---	---	---
5,962,747,327	1.00	3.75	Actual/Actual	30/01/2028	10	---	/02 - 01/02 - 31/	3.75	1	GGB-FXD-300128-10Y-3.750-1.00	---	---	---	85.4610 13/07/2018	---	---	1.0000	B	28/11/2018
7,067,309,386	1.00	3.90	Actual/Actual	30/01/2033	15	---	/02 - 01/02 - 31/	3.90	1	GGB-FXD-300133-15Y-3.900-1.00	---	---	---	78.6730 13/07/2018	---	---	1.0000	B	28/11/2018
5,622,848,349	1.00	4.00	Actual/Actual	30/01/2037	19	---	/02 - 01/02 - 31/	4.00	1	GGB-FXD-300137-19Y-4.000-1.00	---	---	---	77.0370 13/07/2018	---	---	1.0000	B	28/11/2018
5,476,770,669	1.00	4.20	Actual/Actual	30/01/2042	24	---	/02 - 01/02 - 31/	4.20	1	GGB-FXD-300142-24Y-4.200-1.00	---	---	---	77.7640 13/07/2018	---	---	1.0000	B	28/11/2018
4,000,000	1,000.00	3.38	Actual/Actual	15/06/2034	10	---	15/06	3.38	1	GGB-FXD-150634-10Y-3.375-1.000	---	---	---	---	---	---	---	---	---
40,248,141	1.00	4.30	Actual/Actual	24/02/2025	13	---	24/02	4.30	1	GGB-FXD-240225-13Y-2.000-1.00	---	---	---	10.0000 22/06/2015	---	---	---	---	---
59,586,043	1.00	4.30	Actual/Actual	24/02/2026	14	---	24/02	4.30	1	GGB-FXD-240226-14Y-2.000-1.00	---	---	---	10.0000 22/06/2015	---	---	---	---	---
41,118,344	1.00	4.30	Actual/Actual	24/02/2027	15	---	24/02	4.30	1	GGB-FXD-240227-15Y-2.000-1.00	---	---	---	10.0000 22/06/2015	---	---	---	---	---
45,137,734	1.00	4.30	Actual/Actual	24/02/2028	16	---	24/02	4.30	1	GGB-FXD-240228-16Y-2.000-1.00	---	---	---	10.0000 22/06/2015	---	---	---	---	---
61,768,888	1.00	4.30	Actual/Actual	24/02/2029	17	---	24/02	4.30	1	GGB-FXD-240229-17Y-2.000-1.00	---	---	---	10.0000 22/06/2015	---	---	---	---	---
54,567,744	1.00	4.30	Actual/Actual	24/02/2030	18	---	24/02	4.30	1	GGB-FXD-240230-18Y-2.000-1.00	---	---	---	10.0000 22/06/2015	---	---	---	---	---
37,541,515	1.00	4.30	Actual/Actual	24/02/2031	19	---	24/02	4.30	1	GGB-FXD-240231-19Y-2.000-1.00	---	---	---	10.0000 22/06/2015	---	---	---	---	---
37,558,317	1.00	4.30	Actual/Actual	24/02/2032	20	---	24/02	4.30	1	GGB-FXD-240232-20Y-2.000-1.00	---	---	---	10.0000 22/06/2015	---	---	---	---	---
37,473,732	1.00	4.30	Actual/Actual	24/02/2033	21	---	24/02	4.30	1	GGB-FXD-240233-21Y-2.000-1.00	---	---	---	10.0000 22/06/2015	---	---	---	---	---
33,888,293	1.00	4.30	Actual/Actual	24/02/2034	22	---	24/02	4.30	1	GGB-FXD-240234-22Y-2.000-1.00	---	---	---	10.0000 22/06/2015	---	---	---	---	---
35,177,800	1.00	4.30	Actual/Actual	24/02/2035	23	---	24/02	4.30	1	GGB-FXD-240235-23Y-2.000-1.00	---	---	---	10.0000 22/06/2015	---	---	---	---	---
35,547,268	1.00	4.30	Actual/Actual	24/02/2036	24	---	24/02	4.30	1	GGB-FXD-240236-24Y-2.000-1.00	---	---	---	10.0000 22/06/2015	---	---	---	---	---
40,246,306	1.00	4.30	Actual/Actual	24/02/2037	25	---	24/02	4.30	1	GGB-FXD-240237-25Y-2.000-1.00	---	---	---	10.0000 22/06/2015	---	---	---	---	---
37,643,952	1.00	4.30	Actual/Actual	24/02/2038	26	---	24/02	4.30	1	GGB-FXD-240238-26Y-2.000-1.00	---	---	---	10.0000 22/06/2015	---	---	---	---	---
36,977,100	1.00	4.30	Actual/Actual	24/02/2039	27	---	24/02	4.30	1	GGB-FXD-240239-27Y-2.000-1.00	---	---	---	10.0000 22/06/2015	---	---	---	---	---
41,615,000	1.00	4.30	Actual/Actual	24/02/2040	28	---	24/02	4.30	1	GGB-FXD-240240-28Y-2.000-1.00	---	---	---	10.0000 22/06/2015	---	---	---	---	---
42,227,208	1.00	4.30	Actual/Actual	24/02/2041	29	---	24/02	4.30	1	GGB-FXD-240241-29Y-2.000-1.00	---	---	---	10.0000 22/06/2015	---	---	---	---	---
68,288,487	1.00	4.30	Actual/Actual	24/02/2042	30	---	24/02	4.30	1	GGB-FXD-240242-30Y-2.000-1.00	---	---	---	10.0000 22/06/2015	---	---	---	---	---
4,000,000	1,000.00	3.88	Actual/Actual	12/03/2029	10	---	12/03	3.88	1	GGB-FXD-120329-10Y-3.875-1.000	---	---	---	---	---	---	100.0000	B	15/10/2019
4,500,000	1,000.00	0.00	Actual/Actual	12/02/2026	5	---	12/02	0.00	1	GGB-FXD-120226-05Y-0.000-1.000	---	---	---	---	---	---	---	---	---
2,209,163	1,000.00	3.38	Actual/Actual	15/02/2025	7	---	15/02	3.38	1	GGB-FXD-150225-07Y-3.375-1.000	---	---	---	---	---	---	---	---	---
964,000	1,000.00	3.25	Actual/Actual	20/03/2025	6	---	20/03	3.25	1	GGB-FXD-200325-06Y-3.250-1.000	---	---	---	---	---	---	---	---	---
2,100,000	1,000.00	3.55	Actual/Actual	20/03/2026	7	---	20/03	3.55	1	GGB-FXD-200326-07Y-3.550-1.000	---	---	---	---	---	---	---	---	---
5,500,000	1,000.00	1.50	Actual/Actual	18/06/2030	10	---	18/06	1.50	1	GGB-FXD-180630-10Y-1.500-1.000	---	---	---	---	---	---	---	---	---
3,500,000	1,000.00	4.38	Actual/Actual	18/07/2038	15	---	18/07	4.38	1	GGB-FXD-180738-15Y-4.375-1.000	---	---	---	---	---	---	---	---	---

## Government Bonds Notes

Transactions Volume = (Pieces) \* (Nominal Price). Transactions Value = (Pieces) \* (Nominal Price) \* (price %) + (Accrued interest).

The Value of current coupon for the issues with NV 0.01 euro refers to NV 100 euros

FLR: Floating Interest Rate.

[1] - The Expiration Date of the interest bearing period and the Date for coupon payment.

## Government Bonds

Number Listed Bonds	Nominal price	Today's Rate	Accrued Interest Calc	Exp. Date [1]	Duration (years)	Note	Coupons Date	Curr. coupon value	Trading Unit	Government Bonds	Price min	Price max	Closing price	Previous closing price/date	Volume	Transactions Value	Price	Last order Buy / Sell	Date
40,000	1,000.00	4.67	FLR	Actual/360	18/09/2024	1	---	18/09 - 19/03	---	1	GGB-FLT-180924-01Y-4.670-1.000	---	---	---	---	---	---	---	---
5,364,250	1,000.00	3.25		Actual/Actual	20/03/2050	30	---	20/03	3.25	1	GGB-FXD-200350-30Y-3.250-1.000	---	---	---	---	---	---	---	---
3,924,361	1,000.00	2.00		Actual/Actual	22/04/2027	7	---	22/04	2.00	1	GGB-FXD-220427-07Y-2.000-1.000	---	---	---	---	---	99.9000	B	22/04/2020
2,500,000	1,000.00	1.88		Actual/Actual	23/07/2026	7	---	23/07	1.88	1	GGB-FXD-230726-07Y-1.875-1.000	---	---	---	---	---	---	---	---
4,700,000	1,000.00	4.25		Actual/Actual	15/06/2033	10	---	15/06	4.25	1	GGB-FXD-150633-10Y-4.250-1.000	---	---	---	---	---	---	---	---
3,500,000	1,000.00	1.88		Actual/Actual	24/01/2052	30	---	24/01	1.88	1	GGB-FXD-240152-30Y-1.875-1.000	---	---	---	---	---	---	---	---
3,700,000	1,000.00	1.75		Actual/Actual	18/06/2032	10	---	18/06	1.75	1	GGB-FXD-180632-10Y-1.750-1.000	---	---	---	---	---	---	---	---
2,200,000	1,000.00	1.13	FLR	Actual/360	15/12/2027	5	---	- 15/12 - 15/03 -	---	1	GGB-FLT-151227-05Y-1.130-1.000	---	---	---	---	---	102.1600	B	30/12/2022

## Government Bonds Notes

Transactions Volume = (Pieces) \* (Nominal Price). Transactions Value = (Pieces) \* (Nominal Price) \* (price %) + (Accrued interest).

The Value of current coupon for the issues with NV 0.01 euro refers to NV 100 euros

FLR: Floating Interest Rate.

[1] - The Expiration Date of the interest bearing period and the Date for coupon payment.

Treasury Bills & Zero Coupon Government Bonds

Issue Date	13-Week Maturity									26-Week Maturity									52-Week Maturity								
	Exp. Date	Initial Rate	Num Listed Bonds	Nominal price	Issue price	Last Trade Price	Last Trade Date	Volume Traded	Note	Exp. Date	Initial Rate	Num Listed Bonds	Nominal price	Issue price	Last Trade Price	Last Trade Date	Volume Traded	Note	Exp. Date	Initial Rate	Num Listed Bonds	Nominal price	Issue price	Last Trade Price	Last Trade Date	Volume Traded	Note
10/03/2023	---	---	---	---	---	---	---	---	---	---	---	---	---	---	---	---	---	---	08/03/2024	3.75	1,000,000	1,000.00	963.46	---	---	---	---
09/06/2023	---	---	---	---	---	---	---	---	---	---	---	---	---	---	---	---	---	---	07/06/2024	3.84	1,600,000	1,000.00	962.60	---	---	---	---
08/09/2023	---	---	---	---	---	---	---	---	---	---	---	---	---	---	---	---	---	---	06/09/2024	3.81	812,500	1,000.00	962.90	---	---	---	---
08/12/2023	---	---	---	---	---	---	---	---	---	---	---	---	---	---	---	---	---	---	06/12/2024	3.70	600,000	1,000.00	963.90	---	---	---	---

Bonds in Circulation	Currency / Min nominal traded Value	Coupons Payment Date	Current Coupon Value	Note	Coupon	Trading Unit	Issue Date	Duration (years)	Today's Interest	A.I.C in days	Bonds	Last price of previous days		Last Outcry in Cash (euro)		Trades in Pieces	Life min	Life Max	
												Price	Buy / Sell	Price	Buy / Sell				
<b>Corporate Bonds in Foreign Currency and Euro</b>																			
103,746	GBP / 10	01/12	0.25	---	65	1	01/12/1930	98	2.5	360	National Mortgage Bank	2.27	05/02/1996	2.27	S	05/02/1996	---	2.27	2.27
0	GBP / 10	01/12	0.25	---	67	1	01/12/1928	100	2.5	360	National Mortgage Bank	---	---	---	---	---	---	---	---

## Government Bonds Notes

A.I.C: Accrued Interest Calculation base.

FLR: Floating Interest Rate.

The minimum tradeable Nominal Value for all Demeterialised Government Titles is 100 Euros.

(μτφρ-0)

## Athex &amp; ATHEXClear Members List

Member Name				Stock Market			Derivatives Market		ATHEXClear Member	
	Address	Phone	Fax	Market Member	Remote Member	Market Maker	Proprietary	Market Maker	General Clearing	Direct Clearing
A. SARRIS SECURITIES S.A.				a						
6, ΔΡΑΓΑΤΣΑΝΙΟΥ 6 ΑΘΗΝΑ	2103367700									
AEONIC SECURITIES C.I.F. P.L.C.				a						
, ΛΑΪΟΥ 6, ΓΡ. 301B, ANNA COURT	35725337600									
ALPHA BANK S.A.									a	
, ΣΤΑΔΙΟΥ 40 ΑΘΗΝΑ	2103260000									
ALPHA FINANCE INVESTMENT SERVICES SINGLE MEMBER SA				a		a	a	a		a
5, ΠΑΝΕΠΙΣΤΗΜΙΟΥ 45 ΑΘΗΝΑ	2103677400									
ARGUS STOCKBROKERS LTD				a	a		a			
25, 25 ΛΕΩΦΟΡΟΣ ΔΗΜΟΣΘΕΝΗ ΣΕΒΕΡΗ	0035722717000									
ATLANTIC SECURITIES LTD				a	a					
37, ΠΡΟΔΡΟΜΟΥ 37	0035722445400									
AXON SECURITIES S.A.				a			a			
48, ΣΤΑΔΙΟΥ 48 ΑΘΗΝΑ	2103363800									
BETA SECURITIES S.A.				a		a	a			a
29, Λ. ΑΛΕΞΑΝΔΡΑΣ 29 ΑΘΗΝΑ	210 6478900									
BNP PARIBAS S.A.									a	
, ΛΑΜΨΑΚΟΥ 2 ΑΘΗΝΑ	2107468525									
BOFA SECURITIES EUROPE SA				a	a					
, 51 RUE LA BOÉTIE	+33 153655555									
CAPITAL SECURITIES S.A.				a			a			
58, ΜΗΤΡΟΠΟΛΕΩΣ 58 ΑΘΗΝΑ	2103369700									
CITIGROUP GLOBAL MARKETS EUROPE AG				a	a					
16, REUTERWEG 16	+49 691366-0									
CITIGROUP GLOBAL MARKETS LIMITED				a						
1, 33 CANADA SQUARE -CANARY WHARF	+44 02079864000									
CREDIT SUISSE BANK (EUROPE), S.A.				a	a					
, CALLE AYALA 42, 3A PLANTA-B MADRID	+34917916000									
CREDIT SUISSE SECURITIES (EUROPE) LIMITED				a						
1, ONE CABOT SQUARE LONDON	+44 2078888888									
CYCLOS SECURITIES S.A.				a			a			
39, ΧΑΡΙΛΑΟΥ ΤΡΙΚΟΥΠΗ 6-8-10 ΑΘΗΝΑ	2103364300									
DEUTSCHE BANK S.A.					a					
1, GREAT WINCHESTER STREET LONDON	+44 20 754 54209	00441133361437								
EUROBANK EQUITIES INVESTMENT FIRM SINGLE MEMBER SA				a		a	a	a		a
, ΦΙΛΕΛΛΗΝΩΝ 10 & ΞΕΝΟΦΩΝΤΟΣ 13 ΑΘΗΝΑ	2103720425									
EUROBANK S.A.									a	
, ΟΘΩΝΟΣ 8 ΑΘΗΝΑ	2144043907									
EUROCORP INVESTMENT SERVICES S.A.				a			a			a
14, ΠΛ.ΦΙΛΙΚΗΣ ΕΤΑΙΡΕΙΑΣ 14 ΑΘΗΝΑ	2107263600									
EUOTRUST INVESTMENT FIRM SA				a						
113, ΣΕΒΑΣΤΟΥΠΟΛΕΩΣ 113 ΑΘΗΝΑ	2103363100									
EUROXX SECURITIES S.A.				a		a	a	a		a
7, ΠΑΛΕΟΛΟΓΟΥ ΧΑΛΑΝΔΡΙ	+30 2106879400	210-6879401								
7, ΠΑΛΑΙΟΛΟΓΟΥ ΧΑΛΑΝΔΡΙ	(210)-6879400	(210)-6879401								
FREEDOM FINANCE EUROPE LTD				a	a					
, ΧΡΙΣΤΑΚΗ ΚΡΑΝΟΥ 20	035725257786									
G. A. PERVANAS SECURITIES- INVESTMENT SERVICES S.A.				a						
7-9, ΣΟΦΟΚΛΕΟΥΣ 7-9 ΑΘΗΝΑ	2103727200									
GLOBAL CAPITAL SECURITIES & FINANCIAL SERVICES LTD				a	a					
50, ΛΑΡΧΙΕΠΙΣΚΟΠΟΥ ΜΑΚΑΡΙΟΥ Γ50	0035722710710									
GREENPOST TRADING EUROPE LTD				a	a	a				
, ΚΙΜΩΝΟΣ 3, ACROPOLIS MANSIONS, 2ND FLOOR, FLAT/OFFICE 202	035722521389									
HELLENIC AMERICAN SECURITIES S.A.				a		a	a			a
27, ΑΝΔΡΕΑ ΠΑΠΑΝΔΡΕΟΥ 27 ΜΑΡΟΥΣΙ	2103311100									
HELLENIC BANK (INVESTMENTS) LTD					a					
, ΑΥΞ.ΚΥΡΙΑΚΟΥ ΜΑΤΣΙ 31 - PO BOX 24747 NICOSIA	+357 22500100	357 22500110								
HSBC CONTINENTAL EUROPE									a	
109-111, Λ.ΜΕΣΟΓΕΙΩΝ 109-111	2106960000									
INDEX SECURITIES S.A.				a						
6, ΔΡΑΓΑΤΣΑΝΙΟΥ 6 ΑΘΗΝΑ	2103213920									
J. CHR. MAVRIKIS SECURITIES S.A.				a						
5, ΣΟΦΟΚΛΕΟΥΣ 5 ΑΘΗΝΑ	2103216730									



Athex & ATHEXClear Members List

Member Name				Stock Market			Derivatives Market		ATHEXClear Member	
	Address	Phone	Fax	Market Member	Remote Member	Market Maker	Proprietary	Market Maker	General Clearing	Direct Clearing
KAPPA SECURITIES S.A.				a			a			
15, ΒΑΛΑΩΡΙΤΟΥ 15 ΑΘΗΝΑ	2103678600									
KARAMANOF SECURITIES & INVESTMENT SERVICES S.A.				a						
2, ΠΛ.ΑΓ.ΘΕΟΔΩΡΩΝ 2 ΑΘΗΝΑ	2103212947									
LAIKI FINANCIAL SERVICES LTD					a					
26, AVE. VYRONOS NICOSIA	357 22367367	357 22718567								
LEON DEPOLAS SECURITIES S.A.				a		a	a			
1, ΧΡΗΣΤΟΥ ΛΑΔΑ 1 ΑΘΗΝΑ	2103213276 -28									
MEGA EQUITY SECURITIES & FINANCIAL SERVICES PUBLIC LTD				a	a		a			
42-44, ΛΕΩΦ.ΓΡΙΒΑ ΔΙΓΕΝΗ 42-44	0035722711711									
MERIT SECURITIES S.A				a		a	a			a
5, ΣΟΦΟΚΛΕΟΥΣ 5 ΑΘΗΝΑ	21 4100 8800									
MERRILL LYNCH INTERNATIONAL				a						
2, 2 KING EDWARD STREET LONDON	+44 20276281000									
N. CHRYSOCHOIDIS SECURITIES S.A.				a			a			a
7-9, ΣΟΦΟΚΛΕΟΥΣ 7-9 ΑΘΗΝΑ	2103213913									
NATIONAL BANK OF GREECE S.A.				a		a	a		a	
86, ΑΙΟΛΟΥ ΣΤΡ. ΑΘΗΝΑ	(210)-3341000	(210)-3228187								
68, ΑΚΑΔΙΜΙΑΣ ΣΤΡ. ΑΘΗΝΑ	(210)-3328817	(210)-3328678								
NATIONAL SECURITIES SINGLE MEMBER SA				a		a	a	a		
66, ΛΕΩΦΟΡΟΣ ΑΘΗΝΩΝ 128-132 & ΙΦΙΓΕΝΙΑΣ ΑΘΗΝΑ	2103328784									
NUNTIUS BROKERAGE AND INVESTMENT SERVICES S.A				a						
6, ΔΡΑΓΑΤΣΑΝΙΟΥ 6 ΑΘΗΝΑ	2103350599									
ONE PLUS CAPITAL LIMITED				a	a					
, 75 PRODROMOU AVENUE NICOSIA 1307	35722873760									
OPTIMA BANK S.A.				a		a	a	a	a	
, ΑΙΓΙΑΛΕΙΑΣ 32 & ΠΑΡΑΔΕΙΣΟΥ ΜΑΡΟΥΣΙ	210 8173000									
PANCRETA BANK S.A									a	
, ΙΚΑΡΟΥ 5	2810338746									
PANTELAKIS SECURITIES S.A.				a		a	a	a		
57, ΕΘΝΙΚΗΣ ΑΝΤΙΣΤΑΣΕΩΣ 57, ΚΤΙΠΙΟ Β CHALANDRI	2106965000									
PIRAEUS BANK S.A.				a			a		a	
, ΑΜΕΡΙΚΗΣ 4 ΑΘΗΝΑ	2103335000									
PIRAEUS SECURITIES S. A.				a		a	a	a		a
10, ΣΤΑΔΙΟΥ 10 ΑΘΗΝΑ	2103354100									
PROCHOICE SECURITIES LTD				a	a					
57, ΛΕΩΦ.ΣΠΥΡΟΥ ΚΥΠΡΙΑΝΟΥ 57, ΑΚΙΝΗΤΑ Φ	035724661192									
SHARELINK SECURITIES & FINANCIAL SERVICES LTD				a			a			
6, HOUSE-ΘΕΟΤΟΚΗ 6 ΜΕΓΑΡΟ ΕΛΜΗΝΑ	+357 22554200									
SOCIETE GENERALE S.A.				a	a		a			
, 17 COURS VALMY, CEDEX	+157290504									
SOLIDUS SECURITIES S.A				a			a			a
64, ΛΟΥΙΖΗΣ ΠΙΑΝΚΟΥΡ 64 ΑΘΗΝΑ	2106900600									
ST. EM. LAVRENTAKIS SECURITIES S.A.				a			a			
7-9, ΣΟΦΟΚΛΕΟΥΣ 7-9 ΑΘΗΝΑ	2103213336									
THE CYPRUS INVESTMENT & SECURITIES CORPORATION LTD				a	a					
154, 1 AG. PROKOPIΟΥ & POSIDONOS 1ST FLOOR	0035722121700									
UBS EUROPE SE				a	a					
, OPERNTURM, BOCKENHEIMER LANDSTRASSE 2-4	496921790									
UBS LIMITED					a					
1, FINSBURY AVENUE LONDON	+44 2075687135									

List of Stocks under Market Making operations

Securities	Market Maker	Start Market Making	Stock Category	Suspension Status
<b>MLS MULTIMEDIA SA (CR)</b>				
	PIRAEUS SECURITIES S. A.	01/08/2019		
<b>ALPHA ETF FTSE Athex Large Cap</b>			Exchange Traded Funds (ETFs)	
	ALPHA FINANCE INVESTMENT SERVICES SINGLE MEMBER SA	02/01/1900		
	NATIONAL SECURITIES SINGLE MEMBER SA	02/01/1900		
<b>ADMIE (IPTO) HOLDING S.A. (CR)</b>			Main Market	
	EUROBANK EQUITIES INVESTMENT FIRM SINGLE MEMBER SA	24/05/2021		
	HELLENIC AMERICAN SECURITIES S.A.	09/03/2020		
	PIRAEUS SECURITIES S. A.	29/06/2017		
<b>AEGEAN AIRLINES (CR)</b>			Main Market	
	EUROBANK EQUITIES INVESTMENT FIRM SINGLE MEMBER SA	22/09/2020		
<b>ALPHA SERVICES HOLD (CR)</b>			Main Market	
	ALPHA FINANCE INVESTMENT SERVICES SINGLE MEMBER SA	29/02/2016		
	EUROBANK EQUITIES INVESTMENT FIRM SINGLE MEMBER SA	22/10/2006		
	GREENPOST TRADING EUROPE LTD	12/06/2023		
	HELLENIC AMERICAN SECURITIES S.A.	25/07/2014		
	LEON DEPOLAS SECURITIES S.A.	04/01/2016		
	MERIT SECURITIES S.A	03/09/2012		
	NATIONAL SECURITIES SINGLE MEMBER SA	02/01/1900		
	PIRAEUS SECURITIES S. A.	28/05/2009		
<b>ALPHA TRUST HOLDINGS (CR)</b>			Main Market	
	EUROBANK EQUITIES INVESTMENT FIRM SINGLE MEMBER SA	06/02/2023		
	LEON DEPOLAS SECURITIES S.A.	04/01/2021		
<b>ALUMIL (CR)</b>			Main Market	
	PIRAEUS SECURITIES S. A.	31/07/2023		
<b>ANDROMEDA SA (CR)</b>			Main Market	
	BETA SECURITIES S.A.	15/02/2021		
	OPTIMA BANK S.A.	03/04/2023		
<b>ATTICA BANK S.A. (CR)</b>			Main Market	
	EUROXX SECURITIES S.A.	22/01/2016		
<b>AUSTRIACARD (CB)</b>			Main Market	
	BETA SECURITIES S.A.	23/03/2023		
	EUROBANK EQUITIES INVESTMENT FIRM SINGLE MEMBER SA	15/05/2023		
<b>AUTOHELLAS SA (CR)</b>			Main Market	
	ALPHA FINANCE INVESTMENT SERVICES SINGLE MEMBER SA	01/07/2019		
	EUROXX SECURITIES S.A.	02/07/2018		
<b>AVAX S.A. (CR)</b>			Main Market	
	EUROBANK EQUITIES INVESTMENT FIRM SINGLE MEMBER SA	14/12/2015		
	OPTIMA BANK S.A.	04/09/2023		
	PIRAEUS SECURITIES S. A.	01/02/2021		
<b>AVE (CR)</b>			Main Market	
	EUROXX SECURITIES S.A.	05/06/2020		
<b>BRIQ PROPERTIES (CR)</b>			Main Market	
	EUROBANK EQUITIES INVESTMENT FIRM SINGLE MEMBER SA	09/09/2019		
	LEON DEPOLAS SECURITIES S.A.	22/02/2021		
	PIRAEUS SECURITIES S. A.	05/02/2024		
<b>CC HBC AG (CR)</b>			Main Market	
	BETA SECURITIES S.A.	08/03/2021		
	NATIONAL SECURITIES SINGLE MEMBER SA	02/01/1900		
	PIRAEUS SECURITIES S. A.	04/05/2015		
<b>CENERGY HOLDINGS (CB)</b>			Main Market	
	ALPHA FINANCE INVESTMENT SERVICES SINGLE MEMBER SA	02/01/2016		
	EUROBANK EQUITIES INVESTMENT FIRM SINGLE MEMBER SA	02/01/2016		
	OPTIMA BANK S.A.	14/03/2022		
	PANTELAKIS SECURITIES S.A.	27/12/2022		
<b>CNL CAPITAL (CR)</b>			Main Market	
	MERIT SECURITIES S.A	01/10/2018		
<b>DIMAND (CR)</b>			Main Market	
	ALPHA FINANCE INVESTMENT SERVICES SINGLE MEMBER SA	08/08/2022		
	EUROBANK EQUITIES INVESTMENT FIRM SINGLE MEMBER SA	08/08/2022		
	PANTELAKIS SECURITIES S.A.	15/05/2023		
<b>EKTER SA (CR)</b>			Main Market	
	BETA SECURITIES S.A.	26/09/2022		
	EUROBANK EQUITIES INVESTMENT FIRM SINGLE MEMBER SA	16/10/2017		
	LEON DEPOLAS SECURITIES S.A.	21/05/2018		
<b>ELASTRON (CR)</b>			Main Market	
	LEON DEPOLAS SECURITIES S.A.	20/02/2017		

List of Stocks under Market Making operations

Securities	Stock Category
Market Maker	Start Market Making
<b>ELLAKTOR (CR)</b>	Main Market
ALPHA FINANCE INVESTMENT SERVICES SINGLE MEMBER SA	18/03/2019
EUROBANK EQUITIES INVESTMENT FIRM SINGLE MEMBER SA	01/06/2012
EUROXX SECURITIES S.A.	24/09/2018
NATIONAL SECURITIES SINGLE MEMBER SA	02/01/1900
PIRAEUS SECURITIES S. A.	22/10/2018
<b>ELTON SA (CR)</b>	Main Market
OPTIMA BANK S.A.	30/01/2023
<b>ELVALHALCOR (CR)</b>	Main Market
ALPHA FINANCE INVESTMENT SERVICES SINGLE MEMBER SA	07/05/2018
BETA SECURITIES S.A.	09/01/2023
EUROBANK EQUITIES INVESTMENT FIRM SINGLE MEMBER SA	07/05/2018
<b>ENTERSOFT (CR)</b>	Main Market
ALPHA FINANCE INVESTMENT SERVICES SINGLE MEMBER SA	23/03/2023
EUROBANK EQUITIES INVESTMENT FIRM SINGLE MEMBER SA	22/06/2020
<b>EUROBANK HOLDINGS (CR)</b>	Main Market
ALPHA FINANCE INVESTMENT SERVICES SINGLE MEMBER SA	09/01/2006
EUROBANK EQUITIES INVESTMENT FIRM SINGLE MEMBER SA	01/06/2012
GREENPOST TRADING EUROPE LTD	12/06/2023
HELLENIC AMERICAN SECURITIES S.A.	25/07/2014
LEON DEPOLAS SECURITIES S.A.	30/11/2018
MERIT SECURITIES S.A	06/11/2017
NATIONAL SECURITIES SINGLE MEMBER SA	02/01/1900
PIRAEUS SECURITIES S. A.	28/09/2009
<b>EUROCONSULTANTS S.A. (CR)</b>	Main Market
OPTIMA BANK S.A.	01/02/2023
<b>EYDAP S.A. (CR)</b>	Main Market
ALPHA FINANCE INVESTMENT SERVICES SINGLE MEMBER SA	27/01/2020
EUROBANK EQUITIES INVESTMENT FIRM SINGLE MEMBER SA	10/06/2019
<b>FOURLIS (CR)</b>	Main Market
EUROBANK EQUITIES INVESTMENT FIRM SINGLE MEMBER SA	01/12/2016
PIRAEUS SECURITIES S. A.	06/03/2017
<b>GEK TERNA (CR)</b>	Main Market
BETA SECURITIES S.A.	08/03/2021
EUROBANK EQUITIES INVESTMENT FIRM SINGLE MEMBER SA	24/05/2021
PIRAEUS SECURITIES S. A.	29/08/2019
<b>GR. SARANTIS S.A. (CR)</b>	Main Market
BETA SECURITIES S.A.	14/05/2012
EUROBANK EQUITIES INVESTMENT FIRM SINGLE MEMBER SA	24/10/2016
<b>HELLENIC EXCHANGES-A.S.E. (CR)</b>	Main Market
HELLENIC AMERICAN SECURITIES S.A.	01/09/2014
NATIONAL SECURITIES SINGLE MEMBER SA	02/01/1900
PIRAEUS SECURITIES S. A.	04/05/2015
<b>HELLENIQ ENERGY (CR)</b>	Main Market
ALPHA FINANCE INVESTMENT SERVICES SINGLE MEMBER SA	07/11/2023
EUROBANK EQUITIES INVESTMENT FIRM SINGLE MEMBER SA	01/11/2023
HELLENIC AMERICAN SECURITIES S.A.	14/09/2015
PIRAEUS SECURITIES S. A.	20/03/2017
<b>IDEAL HOLDINGS (CR)</b>	Main Market
EUROBANK EQUITIES INVESTMENT FIRM SINGLE MEMBER SA	07/06/2021
PIRAEUS SECURITIES S. A.	07/06/2021
<b>INTERCONTINENTAL (CR)</b>	Main Market
LEON DEPOLAS SECURITIES S.A.	03/06/2019
<b>INTERLIFE G.C.I.(CR)</b>	Main Market
BETA SECURITIES S.A.	24/10/2022
PIRAEUS SECURITIES S. A.	22/01/2024
<b>INTERWOOD-XYLEMPORIA (CR)</b>	Main Market
EUROBANK EQUITIES INVESTMENT FIRM SINGLE MEMBER SA	05/07/2021
PANTELAKIS SECURITIES S.A.	01/07/2021
<b>INTRAKAT (CR)</b>	Main Market
BETA SECURITIES S.A.	04/10/2021
PANTELAKIS SECURITIES S.A.	10/10/2022
<b>JUMBO SA (CR)</b>	Main Market
BETA SECURITIES S.A.	01/02/2021
EUROBANK EQUITIES INVESTMENT FIRM SINGLE MEMBER SA	25/05/2020
GREENPOST TRADING EUROPE LTD	12/06/2023
MERIT SECURITIES S.A	06/11/2017
PIRAEUS SECURITIES S. A.	06/03/2017

List of Stocks under Market Making operations

Securities	Stock Category
Market Maker	Start Market Making
<b>KLOUKINAS - LAPPAS SA (CR)</b>	<b>Main Market</b>
OPTIMA BANK S.A.	02/01/2023
<b>KRI-KRI S.A. (CR)</b>	<b>Main Market</b>
EUROBANK EQUITIES INVESTMENT FIRM SINGLE MEMBER SA	07/05/2018
LEON DEPOLAS SECURITIES S.A.	16/01/2017
PIRAEUS SECURITIES S. A.	11/12/2023
<b>LAMDA DEVELOPMENT SA (CR)</b>	<b>Main Market</b>
EUROBANK EQUITIES INVESTMENT FIRM SINGLE MEMBER SA	08/12/2014
PANTELAKIS SECURITIES S.A.	06/11/2017
PIRAEUS SECURITIES S. A.	29/06/2017
<b>LAMPSA HOTEL SA (CR)</b>	<b>Main Market</b>
LEON DEPOLAS SECURITIES S.A.	16/01/2017
<b>MOTODYNAMICS S.A. (CR)</b>	<b>Main Market</b>
OPTIMA BANK S.A.	25/08/2023
<b>MOTOR OIL (CR)</b>	<b>Main Market</b>
BETA SECURITIES S.A.	08/03/2021
EUROBANK EQUITIES INVESTMENT FIRM SINGLE MEMBER SA	22/10/2006
GREENPOST TRADING EUROPE LTD	12/06/2023
LEON DEPOLAS SECURITIES S.A.	01/04/2019
MERIT SECURITIES S.A	25/02/2019
NATIONAL SECURITIES SINGLE MEMBER SA	02/01/1900
PIRAEUS SECURITIES S. A.	04/05/2015
<b>MPLE KEDROS (CR)</b>	<b>Main Market</b>
OPTIMA BANK S.A.	16/10/2023
OPTIMA BANK S.A.	08/11/2023
<b>MYTILINEOS (CR)</b>	<b>Main Market</b>
ALPHA FINANCE INVESTMENT SERVICES SINGLE MEMBER SA	15/04/2019
BETA SECURITIES S.A.	11/04/2022
EUROBANK EQUITIES INVESTMENT FIRM SINGLE MEMBER SA	20/09/2017
GREENPOST TRADING EUROPE LTD	12/06/2023
MERIT SECURITIES S.A	25/02/2019
NATIONAL SECURITIES SINGLE MEMBER SA	02/01/1900
PIRAEUS SECURITIES S. A.	04/05/2015
<b>NAFPAKTOS TEXTILE (CR)</b>	<b>Main Market</b>
OPTIMA BANK S.A.	29/01/2024
<b>NATIONAL BANK (CR)</b>	<b>Main Market</b>
ALPHA FINANCE INVESTMENT SERVICES SINGLE MEMBER SA	09/01/2006
EUROBANK EQUITIES INVESTMENT FIRM SINGLE MEMBER SA	22/10/2006
GREENPOST TRADING EUROPE LTD	12/06/2023
HELLENIC AMERICAN SECURITIES S.A.	25/07/2014
LEON DEPOLAS SECURITIES S.A.	20/05/2015
MERIT SECURITIES S.A	03/09/2012
NATIONAL SECURITIES SINGLE MEMBER SA	02/01/1900
PIRAEUS SECURITIES S. A.	08/09/2008
<b>OPAP (CR)</b>	<b>Main Market</b>
ALPHA FINANCE INVESTMENT SERVICES SINGLE MEMBER SA	09/01/2006
EUROBANK EQUITIES INVESTMENT FIRM SINGLE MEMBER SA	22/10/2006
GREENPOST TRADING EUROPE LTD	12/06/2023
HELLENIC AMERICAN SECURITIES S.A.	25/07/2014
MERIT SECURITIES S.A	20/03/2017
NATIONAL SECURITIES SINGLE MEMBER SA	02/01/1900
PIRAEUS SECURITIES S. A.	04/05/2015
<b>OPTIMA BANK (CR)</b>	<b>Main Market</b>
ALPHA FINANCE INVESTMENT SERVICES SINGLE MEMBER SA	12/12/2023
EUROBANK EQUITIES INVESTMENT FIRM SINGLE MEMBER SA	11/12/2023
OPTIMA BANK S.A.	06/11/2023
<b>ORILINA PROPERTIES REIC (CR)</b>	<b>Main Market</b>
EUROBANK EQUITIES INVESTMENT FIRM SINGLE MEMBER SA	11/12/2023
LEON DEPOLAS SECURITIES S.A.	11/12/2023
<b>OTE (CR)</b>	<b>Main Market</b>
ALPHA FINANCE INVESTMENT SERVICES SINGLE MEMBER SA	09/01/2006
EUROBANK EQUITIES INVESTMENT FIRM SINGLE MEMBER SA	22/10/2006
GREENPOST TRADING EUROPE LTD	12/06/2023
HELLENIC AMERICAN SECURITIES S.A.	25/07/2014
LEON DEPOLAS SECURITIES S.A.	20/04/2015
MERIT SECURITIES S.A	20/03/2017
NATIONAL SECURITIES SINGLE MEMBER SA	02/01/1900
PIRAEUS SECURITIES S. A.	08/09/2008

List of Stocks under Market Making operations

Securities	Stock Category
Market Maker	Start Market Making
<b>P.P.A. S.A. (CR)</b>	<b>Main Market</b>
EUROBANK EQUITIES INVESTMENT FIRM SINGLE MEMBER SA	06/02/2019
<b>PAPOUTSANIS (CR)</b>	<b>Main Market</b>
ALPHA FINANCE INVESTMENT SERVICES SINGLE MEMBER SA	19/11/2018
BETA SECURITIES S.A.	25/11/2013
<b>PETROPOULOS PETROS (CR)</b>	<b>Main Market</b>
EUROBANK EQUITIES INVESTMENT FIRM SINGLE MEMBER SA	01/04/2019
PANTELAKIS SECURITIES S.A.	16/03/2020
<b>PIRAEUS FINANCIAL HOLD (CR)</b>	<b>Main Market</b>
ALPHA FINANCE INVESTMENT SERVICES SINGLE MEMBER SA	15/04/2019
EUROBANK EQUITIES INVESTMENT FIRM SINGLE MEMBER SA	22/10/2006
EUROXX SECURITIES S.A.	15/02/2016
GREENPOST TRADING EUROPE LTD	12/06/2023
HELLENIC AMERICAN SECURITIES S.A.	25/07/2014
LEON DEPOLAS SECURITIES S.A.	30/11/2018
MERIT SECURITIES S.A	16/09/2013
NATIONAL SECURITIES SINGLE MEMBER SA	02/01/1900
PIRAEUS SECURITIES S. A.	16/02/2009
<b>PPC (CR)</b>	<b>Main Market</b>
ALPHA FINANCE INVESTMENT SERVICES SINGLE MEMBER SA	09/01/2006
BETA SECURITIES S.A.	01/02/2021
EUROBANK EQUITIES INVESTMENT FIRM SINGLE MEMBER SA	22/10/2006
GREENPOST TRADING EUROPE LTD	12/06/2023
HELLENIC AMERICAN SECURITIES S.A.	01/09/2014
MERIT SECURITIES S.A	06/11/2017
NATIONAL SECURITIES SINGLE MEMBER SA	02/01/1900
PIRAEUS SECURITIES S. A.	28/09/2009
<b>PREMA (CR)</b>	<b>Main Market</b>
BETA SECURITIES S.A.	01/06/2021
LEON DEPOLAS SECURITIES S.A.	05/12/2022
PANTELAKIS SECURITIES S.A.	23/12/2021
<b>PROFILE SA (CR)</b>	<b>Main Market</b>
OPTIMA BANK S.A.	03/04/2023
PANTELAKIS SECURITIES S.A.	01/07/2019
<b>QUALITY &amp; RELIABILITY SA (CR)</b>	<b>Main Market</b>
OPTIMA BANK S.A.	03/01/2023
<b>QUEST HOLDINGS (CR)</b>	<b>Main Market</b>
BETA SECURITIES S.A.	26/03/2018
EUROBANK EQUITIES INVESTMENT FIRM SINGLE MEMBER SA	28/01/2019
<b>REVOIL (CR)</b>	<b>Main Market</b>
BETA SECURITIES S.A.	26/06/2023
<b>SIDMA STEEL (CR)</b>	<b>Main Market</b>
OPTIMA BANK S.A.	25/05/2023
<b>SPACE HELLAS SA (CR)</b>	<b>Main Market</b>
MERIT SECURITIES S.A	09/12/2022
<b>TECHNICAL OLYMPIC SA (CR)</b>	<b>Main Market</b>
OPTIMA BANK S.A.	05/07/2023
<b>TERNA ENERGY (CR)</b>	<b>Main Market</b>
EUROBANK EQUITIES INVESTMENT FIRM SINGLE MEMBER SA	24/05/2021
PIRAEUS SECURITIES S. A.	09/12/2019
<b>THRACE PLASTICS SA (CR)</b>	<b>Main Market</b>
ALPHA FINANCE INVESTMENT SERVICES SINGLE MEMBER SA	26/03/2018
EUROBANK EQUITIES INVESTMENT FIRM SINGLE MEMBER SA	26/03/2018
<b>TITAN CEMENT (CB)</b>	<b>Main Market</b>
BETA SECURITIES S.A.	01/02/2021
EUROBANK EQUITIES INVESTMENT FIRM SINGLE MEMBER SA	06/11/2019
PIRAEUS SECURITIES S. A.	18/01/2021
<b>TRADE ESTATES REIC (CR)</b>	<b>Main Market</b>
EUROBANK EQUITIES INVESTMENT FIRM SINGLE MEMBER SA	08/11/2023
EUROBANK EQUITIES INVESTMENT FIRM SINGLE MEMBER SA	10/11/2023
PANTELAKIS SECURITIES S.A.	08/11/2023
PANTELAKIS SECURITIES S.A.	10/11/2023
<b>TZIRAKIAN PROFIL (CR)</b>	<b>Main Market</b>
LEON DEPOLAS SECURITIES S.A.	19/07/2021
<b>VIOHALCO SA/NV (CB)</b>	<b>Main Market</b>
ALPHA FINANCE INVESTMENT SERVICES SINGLE MEMBER SA	11/03/2008
EUROBANK EQUITIES INVESTMENT FIRM SINGLE MEMBER SA	04/03/2014
MERIT SECURITIES S.A	17/03/2014

Underlying Asset				Derivatives Market													
Price max	Price min	Closing price	change	Delivery Month	Open price	Price max	Price min	Last price	Closing price	Last Bid	Last Ask	Fixing price*	Life high	Life low	Trades	Volume	Open Interest
<b>FTSE/Athex Large Cap</b>				(Trade Unit: 1 Index Point x 2€, Cash Settlement)													
3,438.85	3,392.69	3,418.94	-0.36%	March 2024	3,435.25	3,435.50	3,393.00	3,422.50	3,422.50	---	---	---	3,485.50	---	231	702	4,358
				April 2024	3,431.50	3,432.75	3,406.25	3,420.00	3,420.00	---	---	---	3,470.00	---	24	34	115
				May 2024	---	---	---	---	3,446.50	---	---	---	---	---	---	---	---
				June 2024	---	---	---	---	3,453.25	---	---	---	---	---	---	---	---
				September 2024	---	---	---	---	3,470.50	---	---	---	---	---	---	---	---
				December 2024	---	---	---	---	3,488.00	---	---	---	---	---	---	---	---
<b>FTSE/Athex Banks</b>				(Trade Unit: 1 Index Point x 15€, Cash Settlement)													
1,230.10	1,212.06	1,224.61	-0.45%	March 2024	1,223.00	1,230.00	1,223.00	1,230.00	1,230.00	---	---	---	1,250.00	---	2	15	1,445
				June 2024	---	---	---	---	1,238.00	---	---	---	---	---	---	---	---
				September 2024	---	---	---	---	1,244.25	---	---	---	---	---	---	---	---
				December 2024	---	---	---	---	1,250.50	---	---	---	---	---	---	---	---
<b>MSCI GREECE REBASED</b>				(Trade Unit: 1 Index Point x 2€, Cash Settlement)													
5,517.71	5,439.07	5,487.56	-0.42%	March 2024	---	---	---	---	5,493.75	---	---	---	5,535.25	---	---	---	202
				April 2024	---	---	---	---	5,485.00	---	---	---	5,500.00	---	---	---	130
				May 2024	---	---	---	---	5,485.00	---	---	---	5,547.00	---	---	---	10
				June 2024	---	---	---	---	5,475.50	---	---	---	5,463.25	---	---	---	10
				July 2024	---	---	---	---	5,554.50	---	---	---	---	---	---	---	---
				August 2024	---	---	---	---	5,563.00	---	---	---	---	---	---	---	---
				September 2024	---	---	---	---	5,573.75	---	---	---	---	---	---	---	---
				December 2024	---	---	---	---	5,601.50	---	---	---	---	---	---	---	---

Derivatives notes

Fixing prices and final open positions can be retrieved from the following path <http://www.helex.gr/el/web/guest/statistics-end-of-day-derivatives>

Underlying Asset				Derivatives Market													
Price max	Price min	Closing price	change	Delivery Month	Open price	Price max	Price min	Last price	Closing price	Last Bid	Last Ask	Fixing price*	Life high	Life low	Trades	Volume	Open Interest
<b>ADMIE (IPTO) HOLDING S.A. (CR)</b>				(Contract Size: 100 Securities, Physical Delivery)													
2.31	2.255	2.275	-1.30%	March 2024	2.31	2.31	2.26	2.29	2.29	---	---	---	2.43	---	27	718	30,429
				June 2024	2.35	2.35	2.32	2.32	2.32	---	---	---	2.44	---	23	821	1,133
				September 2024	---	---	---	---	2.33	---	---	---	---	---	---	---	---
				December 2024	---	---	---	---	2.34	---	---	---	---	---	---	---	---
<b>AEGEAN AIRLINES (CR)</b>				(Contract Size: 100 Securities, Physical Delivery)													
12.28	12.02	12.26	0.16%	March 2024	12.22	12.27	12.03	12.25	12.25	---	---	---	12.85	---	118	242	6,665
				June 2024	12.21	12.21	12.21	12.21	12.21	---	---	---	12.21	---	1	3	---
				September 2024	---	---	---	---	12.38	---	---	---	---	---	---	---	---
				December 2024	---	---	---	---	12.44	---	---	---	---	---	---	---	---
<b>ALPHA SERVICES HOLD (CR)</b>				(Contract Size: 100 Securities, Physical Delivery)													
1.72	1.6935	1.717	-0.06%	March 2024	1.72	1.72	1.69	1.72	1.72	---	---	---	1.78	---	128	7,529	172,983
				June 2024	1.73	1.73	1.72	1.73	1.73	---	---	---	1.74	---	4	110	4,067
				September 2024	---	---	---	---	1.74	---	---	---	---	---	---	---	---
				December 2024	---	---	---	---	1.75	---	---	---	---	---	---	---	---
<b>AUTOHELLAS SA (CR)</b>				(Contract Size: 100 Securities, Physical Delivery)													
13.6	13.26	13.54	0.89%	March 2024	---	---	---	---	13.27	---	---	---	14.10	---	---	---	305
				June 2024	---	---	---	---	13.51	---	---	---	---	---	---	---	---
				September 2024	---	---	---	---	13.57	---	---	---	---	---	---	---	---
				December 2024	---	---	---	---	13.64	---	---	---	---	---	---	---	---
<b>AVAX S.A. (CR)</b>				(Contract Size: 100 Securities, Physical Delivery)													
1.69	1.624	1.642	-2.49%	March 2024	1.63	1.66	1.61	1.64	1.64	---	---	---	1.96	---	10	36	1,433
				June 2024	---	---	---	---	1.69	---	---	---	---	---	---	---	---
				September 2024	---	---	---	---	1.70	---	---	---	---	---	---	---	---
				December 2024	---	---	---	---	1.71	---	---	---	---	---	---	---	---
<b>CC HBC AG (CR)</b>				(Contract Size: 100 Securities, Physical Delivery)													
29.19	28.77	28.85	0.14%	March 2024	28.83	29.00	28.83	28.93	28.93	---	---	---	29.23	---	8	45	196
				June 2024	---	---	---	---	28.99	---	---	---	---	---	---	---	---
				September 2024	---	---	---	---	29.14	---	---	---	---	---	---	---	---
				December 2024	---	---	---	---	29.29	---	---	---	---	---	---	---	---
<b>CENERGY HOLDINGS (CB)</b>				(Contract Size: 100 Securities, Physical Delivery)													
7.04	6.71	6.99	3.86%	March 2024	6.76	7.04	6.76	7.00	7.00	---	---	---	7.60	---	28	229	5,192
				June 2024	---	---	---	---	6.77	---	---	---	---	---	---	---	---
				September 2024	---	---	---	---	6.81	---	---	---	---	---	---	---	---
				December 2024	---	---	---	---	6.84	---	---	---	---	---	---	---	---

Derivatives notes

Fixing prices and final open positions can be retrieved from the following path <http://www.helex.gr/el/web/guest/statistics-end-of-day-derivatives>

Underlying Asset				Derivatives Market													
Price max	Price min	Closing price	change	Delivery Month	Open price	Price max	Price min	Last price	Closing price	Last Bid	Last Ask	Fixing price*	Life high	Life low	Trades	Volume	Open Interest
<b>ELLAKTOR (CR)</b>				(Contract Size: 100 Securities, Physical Delivery)													
2.75	2.635	2.72	0.00%	March 2024	2.73	2.74	2.63	2.70	2.70	---	---	---	2.84	---	84	469	4,867
				June 2024	---	---	---	---	2.74	---	---	---	---	---	---	---	---
				September 2024	---	---	---	---	2.75	---	---	---	---	---	---	---	---
				December 2024	---	---	---	---	2.76	---	---	---	---	---	---	---	---
<b>ELVALHALCOR (CR)</b>				(Contract Size: 100 Securities, Physical Delivery)													
2.17	2.11	2.16	0.47%	March 2024	2.11	2.15	2.11	2.15	2.15	---	---	---	2.44	---	12	87	5,455
				June 2024	2.16	2.20	2.15	2.19	2.19	---	---	---	2.28	---	14	65	92
				September 2024	---	---	---	---	2.17	---	---	---	---	---	---	---	---
				December 2024	---	---	---	---	2.19	---	---	---	---	---	---	---	---
<b>EUROBANK HOLDINGS (CR)</b>				(Contract Size: 100 Securities, Physical Delivery)													
1.917	1.875	1.888	-1.51%	March 2024	1.92	1.92	1.87	1.89	1.89	---	---	---	1.95	---	61	2,271	29,214
				June 2024	1.92	1.92	1.92	1.92	1.92	---	---	---	1.94	---	2	5	10
				September 2024	---	---	---	---	1.94	---	---	---	---	---	---	---	---
				December 2024	---	---	---	---	1.95	---	---	---	---	---	---	---	---
<b>EYDAP S.A. (CR)</b>				(Contract Size: 100 Securities, Physical Delivery)													
5.66	5.57	5.59	-1.06%	March 2024	5.62	5.62	5.57	5.59	5.59	---	---	---	6.35	---	12	45	4,134
				June 2024	---	---	---	---	5.69	---	---	---	---	---	---	---	---
				September 2024	---	---	---	---	5.71	---	---	---	---	---	---	---	---
				December 2024	---	---	---	---	5.74	---	---	---	---	---	---	---	---
<b>FOURLIS (CR)</b>				(Contract Size: 100 Securities, Physical Delivery)													
4.28	4.22	4.27	0.47%	March 2024	4.24	4.28	4.24	4.28	4.28	---	---	---	4.46	---	30	122	1,549
				June 2024	---	---	---	---	4.28	---	---	---	---	---	---	---	---
				September 2024	---	---	---	---	4.30	---	---	---	---	---	---	---	---
				December 2024	---	---	---	---	4.32	---	---	---	---	---	---	---	---
<b>GEK TERNA (CR)</b>				(Contract Size: 100 Securities, Physical Delivery)													
14.44	14.1	14.28	-1.52%	March 2024	14.46	14.46	14.14	14.28	14.28	---	---	---	14.89	---	47	273	11,903
				June 2024	14.61	14.61	14.22	14.22	14.22	---	---	---	14.72	---	3	27	782
				September 2024	---	---	---	---	14.67	---	---	---	---	---	---	---	---
				December 2024	---	---	---	---	14.74	---	---	---	---	---	---	---	---
<b>HELLENIC EXCHANGES-A.S.E. (CR)</b>				(Contract Size: 100 Securities, Physical Delivery)													
5.43	5.23	5.43	1.12%	March 2024	5.38	5.45	5.26	5.45	5.45	---	---	---	5.94	---	106	722	11,167
				June 2024	---	---	---	---	5.47	---	---	---	5.47	---	---	---	35
				September 2024	---	---	---	---	5.43	---	---	---	---	---	---	---	---
				December 2024	---	---	---	---	5.46	---	---	---	---	---	---	---	---

Derivatives notes

Fixing prices and final open positions can be retrieved from the following path <http://www.helex.gr/el/web/guest/statistics-end-of-day-derivatives>



Underlying Asset				Derivatives Market													
Price max	Price min	Closing price	change	Delivery Month	Open price	Price max	Price min	Last price	Closing price	Last Bid	Last Ask	Fixing price*	Life high	Life low	Trades	Volume	Open Interest
<b>HELLENiQ ENERGY (CR)</b>																	
(Contract Size: 100 Securities, Physical Delivery)																	
8.25	8.01	8.1	-1.70%	March 2024	8.23	8.23	8.02	8.10	8.10	---	---	---	8.34	---	112	750	6,311
				June 2024	8.28	8.28	8.20	8.21	8.21	---	---	---	8.46	---	6	31	64
				September 2024	---	---	---	---	8.33	---	---	---	---	---	---	---	---
				December 2024	---	---	---	---	8.38	---	---	---	---	---	---	---	---
<b>INTRACOM HOLDINGS (CR)</b>																	
(Contract Size: 100 Securities, Physical Delivery)																	
3.94	3.7	3.87	-1.28%	March 2024	3.90	3.91	3.70	3.88	3.88	---	---	---	4.36	---	180	922	8,799
				June 2024	3.88	3.97	3.72	3.94	3.94	---	---	---	4.30	---	12	238	154
				September 2024	---	---	---	---	3.96	---	---	---	---	---	---	---	---
				December 2024	---	---	---	---	3.98	---	---	---	---	---	---	---	---
<b>INTRAKAT (CR)</b>																	
(Contract Size: 100 Securities, Physical Delivery)																	
5.46	5.28	5.4	-0.92%	March 2024	5.41	5.41	5.27	5.40	5.40	---	---	---	5.44	---	51	340	3,329
				June 2024	5.36	5.38	5.36	5.38	5.38	---	---	---	5.42	---	2	2	552
				September 2024	---	---	---	---	5.51	---	---	---	---	---	---	---	---
				December 2024	---	---	---	---	5.54	---	---	---	---	---	---	---	---
<b>JUMBO SA (CR)</b>																	
(Contract Size: 100 Securities, Physical Delivery)																	
27.5	26.88	26.92	-0.44%	March 2024	27.15	27.15	26.98	27.08	27.08	---	---	---	28.00	---	5	21	571
				June 2024	---	---	---	---	27.21	---	---	---	---	---	---	---	---
				September 2024	---	---	---	---	27.35	---	---	---	---	---	---	---	---
				December 2024	---	---	---	---	27.49	---	---	---	---	---	---	---	---
<b>LAMDA DEVELOPMENT SA (CR)</b>																	
(Contract Size: 100 Securities, Physical Delivery)																	
6.89	6.685	6.765	-0.73%	March 2024	6.82	6.85	6.71	6.81	6.81	---	---	---	7.37	---	26	86	6,858
				June 2024	6.84	6.85	6.83	6.85	6.85	---	---	---	6.85	---	3	20	---
				September 2024	---	---	---	---	6.89	---	---	---	---	---	---	---	---
				December 2024	---	---	---	---	6.93	---	---	---	---	---	---	---	---
<b>MIG (CR)</b>																	
(Contract Size: 100 Securities, Physical Delivery)																	
4.4	4.25	4.3	-2.27%	March 2024	---	---	---	---	4.41	---	---	---	5.30	---	---	---	106
				June 2024	---	---	---	---	4.43	---	---	---	---	---	---	---	---
				September 2024	---	---	---	---	4.45	---	---	---	---	---	---	---	---
				December 2024	---	---	---	---	4.47	---	---	---	---	---	---	---	---
<b>MOTOR OIL (CR)</b>																	
(Contract Size: 100 Securities, Physical Delivery)																	
26.86	26.16	26.2	-1.28%	March 2024	26.45	26.45	26.18	26.28	26.28	---	---	---	28.09	---	11	35	656
				June 2024	---	---	---	---	26.71	---	---	---	---	---	---	---	---
				September 2024	---	---	---	---	26.84	---	---	---	---	---	---	---	---
				December 2024	---	---	---	---	26.98	---	---	---	---	---	---	---	---

Derivatives notes

Fixing prices and final open positions can be retrieved from the following path <http://www.helex.gr/el/web/guest/statistics-end-of-day-derivatives>

Underlying Asset				Derivatives Market													
Price max	Price min	Closing price	change	Delivery Month	Open price	Price max	Price min	Last price	Closing price	Last Bid	Last Ask	Fixing price*	Life high	Life low	Trades	Volume	Open Interest
<b>MYTILINEOS (CR)</b>																	
(Contract Size: 100 Securities, Physical Delivery)																	
36.3	35.7	35.96	-0.88%	March 2024	36.34	36.34	35.79	36.10	36.10	---	---	---	39.80	---	119	249	4,665
				June 2024	---	---	---	---	37.06	---	---	---	37.30	---	---	---	61
				September 2024	---	---	---	---	36.70	---	---	---	---	---	---	---	---
				December 2024	---	---	---	---	36.88	---	---	---	---	---	---	---	---
<b>NATIONAL BANK (CR)</b>																	
(Contract Size: 100 Securities, Physical Delivery)																	
7.19	7.066	7.154	0.28%	March 2024	7.12	7.19	7.06	7.15	7.15	---	---	---	7.35	---	82	566	14,039
				June 2024	7.16	7.16	7.16	7.16	7.16	---	---	---	7.29	---	1	2	1
				September 2024	---	---	---	---	7.22	---	---	---	---	---	---	---	---
				December 2024	---	---	---	---	7.25	---	---	---	---	---	---	---	---
<b>OPAP (CR)</b>																	
(Contract Size: 100 Securities, Physical Delivery)																	
16.94	16.6	16.82	-0.47%	March 2024	16.85	16.88	16.65	16.83	16.83	---	---	---	16.98	---	27	185	1,184
				June 2024	---	---	---	---	16.91	---	---	---	16.80	---	---	---	7
				September 2024	---	---	---	---	17.09	---	---	---	---	---	---	---	---
				December 2024	---	---	---	---	17.18	---	---	---	---	---	---	---	---
<b>OPTIMA BANK (CR)</b>																	
(Contract Size: 100 Securities, Physical Delivery)																	
7.6	7.52	7.56	-0.39%	March 2024	---	---	---	---	7.49	---	---	---	7.80	---	---	---	102
				June 2024	---	---	---	---	7.64	---	---	---	---	---	---	---	---
				September 2024	---	---	---	---	7.68	---	---	---	---	---	---	---	---
				December 2024	---	---	---	---	7.72	---	---	---	---	---	---	---	---
<b>OTE (CR)</b>																	
(Contract Size: 100 Securities, Physical Delivery)																	
13.62	13.34	13.52	0.52%	March 2024	13.48	13.65	13.35	13.60	13.60	---	---	---	14.22	---	79	442	10,167
				June 2024	13.68	13.68	13.64	13.64	13.64	---	---	---	13.70	---	2	20	1
				September 2024	---	---	---	---	13.60	---	---	---	---	---	---	---	---
				December 2024	---	---	---	---	13.67	---	---	---	---	---	---	---	---
<b>P.P.A. S.A. (CR)</b>																	
(Contract Size: 100 Securities, Physical Delivery)																	
26.7	26.15	26.7	-0.19%	March 2024	26.40	26.40	26.40	26.40	26.40	---	---	---	26.75	---	1	1	103
				June 2024	---	---	---	---	26.92	---	---	---	---	---	---	---	---
				September 2024	---	---	---	---	27.06	---	---	---	---	---	---	---	---
				December 2024	---	---	---	---	27.19	---	---	---	---	---	---	---	---
<b>PIRAEUS FINANCIAL HOLD (CR)</b>																	
(Contract Size: 100 Securities, Physical Delivery)																	
3.886	3.822	3.868	-0.51%	March 2024	3.88	3.89	3.82	3.88	3.88	---	---	---	4.01	---	235	7,208	73,178
				June 2024	---	---	---	---	3.93	---	---	---	4.00	---	---	---	131
				September 2024	---	---	---	---	3.93	---	---	---	---	---	---	---	---
				December 2024	---	---	---	---	3.95	---	---	---	---	---	---	---	---

Derivatives notes

Fixing prices and final open positions can be retrieved from the following path <http://www.helex.gr/el/web/guest/statistics-end-of-day-derivatives>

Underlying Asset				Derivatives Market													
Price max	Price min	Closing price	change	Delivery Month	Open price	Price max	Price min	Last price	Closing price	Last Bid	Last Ask	Fixing price*	Life high	Life low	Trades	Volume	Open Interest
<b>PPC (CR)</b>				(Contract Size: 100 Securities, Physical Delivery)													
11.89	11.66	11.85	0.17%	March 2024	11.82	11.89	11.68	11.86	11.86	---	---	---	12.76	---	120	667	29,266
				June 2024	12.01	12.02	12.00	12.02	12.02	---	---	---	12.75	---	4	13	1,537
				September 2024	---	---	---	---	11.97	---	---	---	---	---	---	---	---
				December 2024	---	---	---	---	12.03	---	---	---	---	---	---	---	---
<b>QUEST HOLDINGS (CR)</b>				(Contract Size: 100 Securities, Physical Delivery)													
5.72	5.5	5.61	2.75%	March 2024	5.70	5.70	5.60	5.63	5.63	---	---	---	5.70	---	8	26	224
				June 2024	---	---	---	---	5.49	---	---	---	---	---	---	---	---
				September 2024	---	---	---	---	5.52	---	---	---	---	---	---	---	---
				December 2024	---	---	---	---	5.55	---	---	---	---	---	---	---	---
<b>TERNA ENERGY (CR)</b>				(Contract Size: 100 Securities, Physical Delivery)													
16.6	16.33	16.55	0.00%	March 2024	16.55	16.61	16.35	16.59	16.59	---	---	---	16.76	---	85	368	23,268
				June 2024	---	---	---	---	16.80	---	---	---	16.83	---	---	---	115
				September 2024	---	---	---	---	16.74	---	---	---	---	---	---	---	---
				December 2024	---	---	---	---	16.82	---	---	---	---	---	---	---	---
<b>TITAN CEMENT (CB)</b>				(Contract Size: 100 Securities, Physical Delivery)													
25.95	25.55	25.85	-0.96%	March 2024	25.56	25.60	25.50	25.60	25.60	---	---	---	26.30	---	3	11	232
				June 2024	---	---	---	---	26.27	---	---	---	26.29	---	---	---	2
				September 2024	---	---	---	---	26.40	---	---	---	---	---	---	---	---
				December 2024	---	---	---	---	26.53	---	---	---	---	---	---	---	---
<b>VIOHALCO SA/NV (CB)</b>				(Contract Size: 100 Securities, Physical Delivery)													
5.98	5.68	5.95	2.41%	March 2024	5.86	5.98	5.70	5.98	5.98	---	---	---	6.62	---	104	462	5,436
				June 2024	5.84	5.84	5.84	5.84	5.84	---	---	---	5.84	---	1	8	---
				September 2024	---	---	---	---	5.88	---	---	---	---	---	---	---	---
				December 2024	---	---	---	---	5.91	---	---	---	---	---	---	---	---

Derivatives notes

Fixing prices and final open positions can be retrieved from the following path <http://www.helex.gr/el/web/guest/statistics-end-of-day-derivatives>

FTSE/Athex Large Cap

(Trade Unit: 1 Index Point x 2€ - Exercise Style: European, Cash Settlement)

Call Options															Put Options																									
March 2024								April 2024							Other Months		March 2024								April 2024							Other Months		Exercise Price						
Open price	Price max	Price min	Last price	Closing price	Volume	Open Interest	Open price	Price max	Price min	Last price	Closing price	Volume	Open Interest	Volume	Open Interest	Open price	Price max	Price min	Last price	Closing price	Volume	Open Interest	Open price	Price max	Price min	Last price	Closing price	Volume	Open Interest	Volume	Open Interest									
2,200	0.00	0.00	0.00	-	1,238.00	-	-	-	-	-	-	-	-	-	-	0.00	0.00	0.00	-	0.01	-	-	-	-	-	-	-	-	-	-	2,200									
2,250	0.00	0.00	0.00	-	1,188.00	-	-	-	-	-	-	-	-	-	-	0.00	0.00	0.00	-	0.01	-	-	-	-	-	-	-	-	-	-	2,250									
2,300	0.00	0.00	0.00	-	1,138.00	-	-	-	-	-	-	-	-	-	-	0.00	0.00	0.00	-	0.01	-	-	-	-	-	-	-	-	-	-	2,300									
2,350	0.00	0.00	0.00	-	1,088.00	-	-	-	-	-	-	-	-	-	-	0.00	0.00	0.00	-	0.01	-	-	-	-	-	-	-	-	-	-	2,350									
2,400	0.00	0.00	0.00	-	1,039.00	-	-	-	-	-	-	-	-	-	-	0.00	0.00	0.00	-	0.01	-	-	-	-	-	-	-	-	-	-	2,400									
2,450	0.00	0.00	0.00	-	989.00	-	-	-	-	-	-	-	-	-	-	0.00	0.00	0.00	-	0.01	-	-	-	-	-	-	-	-	-	-	2,450									
2,500	0.00	0.00	0.00	-	939.00	-	-	-	-	-	-	-	-	-	-	0.00	0.00	0.00	-	0.01	-	-	-	-	-	-	-	-	-	-	2,500									
2,550	0.00	0.00	0.00	-	889.00	-	-	-	-	-	-	-	-	-	-	0.00	0.00	0.00	-	0.01	-	-	-	-	-	-	-	-	-	-	2,550									
2,600	0.00	0.00	0.00	-	839.00	-	-	-	-	-	-	-	-	-	-	0.00	0.00	0.00	-	0.01	-	-	-	-	-	-	-	-	-	-	2,600									
2,650	0.00	0.00	0.00	-	789.00	-	-	-	-	-	-	-	-	-	-	0.00	0.00	0.00	-	0.01	-	-	-	-	-	-	-	-	-	-	2,650									
2,700	0.00	0.00	0.00	-	739.00	-	-	-	-	-	-	-	-	-	-	0.00	0.00	0.00	-	0.01	-	-	-	-	-	-	-	-	-	-	2,700									
2,750	0.00	0.00	0.00	-	689.00	-	-	-	-	-	-	-	-	-	-	0.00	0.00	0.00	-	0.01	-	-	-	-	-	-	-	-	-	-	2,750									
2,800	0.00	0.00	0.00	-	639.00	-	-	-	-	-	-	-	-	-	-	0.00	0.00	0.00	-	0.01	-	-	-	-	-	-	-	-	-	-	2,800									
2,850	0.00	0.00	0.00	-	589.00	-	-	-	-	-	-	-	-	-	-	0.00	0.00	0.00	-	0.02	-	-	-	-	-	-	-	-	-	-	2,850									
2,900	0.00	0.00	0.00	-	539.00	-	-	-	-	-	-	-	-	-	-	0.00	0.00	0.00	-	0.01	-	-	-	-	-	-	-	-	-	-	2,900									
2,950	0.00	0.00	0.00	-	489.00	-	-	-	-	-	-	-	-	-	-	0.00	0.00	0.00	-	0.01	-	-	-	-	-	-	-	-	-	-	2,950									
3,000	0.00	0.00	0.00	-	439.00	-	-	0.00	0.00	0.00	-	442.00	-	-	0.00	0.00	0.00	-	0.02	-	-	0.00	0.00	0.00	-	2.80	-	-	-	3,000										
3,050	0.00	0.00	0.00	-	389.00	-	-	0.00	0.00	0.00	-	394.00	-	-	0.00	0.00	0.00	-	0.09	-	-	0.00	0.00	0.00	-	4.90	-	-	-	3,050										
3,100	0.00	0.00	0.00	-	339.00	-	-	0.00	0.00	0.00	-	348.00	-	-	0.00	0.00	0.00	-	0.31	-	-	0.00	0.00	0.00	-	8.20	-	-	-	3,100										
3,150	0.00	0.00	0.00	-	290.00	-	-	0.00	0.00	0.00	-	303.00	-	-	0.00	0.00	0.00	-	0.93	-	-	0.00	0.00	0.00	-	13.25	-	-	-	3,150										
3,200	0.00	0.00	0.00	-	242.00	-	20	0.00	0.00	0.00	-	260.00	-	-	0.00	0.00	0.00	-	2.50	-	20	0.00	0.00	0.00	-	20.50	-	-	-	3,200										
3,250	0.00	0.00	0.00	-	195.00	-	-	0.00	0.00	0.00	-	220.00	-	-	0.00	0.00	0.00	-	5.80	-	23	0.00	0.00	0.00	-	30.25	-	-	-	3,250										
3,300	0.00	0.00	0.00	-	152.00	-	60	0.00	0.00	0.00	-	184.00	-	-	0.00	0.00	0.00	-	12.25	-	102	0.00	0.00	0.00	-	43.50	-	-	-	3,300										
3,350	0.00	0.00	0.00	-	113.00	-	40	147.00	147.00	124.00	124.00	124.00	22	-	35.00	0.00	32.00	32.00	32.00	6	217	0.00	0.00	0.00	-	60.00	-	-	-	3,350										
3,400	0.00	0.00	0.00	-	79.50	-	45	0.00	0.00	0.00	-	121.00	-	-	0.00	0.00	0.00	-	39.75	-	51	0.00	0.00	0.00	-	80.50	-	1	-	3,400										
3,450	40.00	40.00	40.00	40.00	40.00	1	2	0.00	0.00	0.00	-	95.50	-	-	0.00	40.00	0.00	-	63.50	-	20	0.00	0.00	0.00	-	105.00	-	1	-	3,450										
3,500	20.00	20.00	20.00	20.00	20.00	1	61	61.00	61.00	55.00	55.00	55.00	2	21	0.00	20.00	0.00	-	93.50	-	-	0.00	0.00	0.00	-	133.00	-	20	-	3,500										
3,550	0.00	0.00	0.00	-	19.25	-	20	42.50	42.50	42.50	42.50	42.50	1	21	0.00	0.00	0.00	-	130.00	-	-	0.00	0.00	0.00	-	165.00	-	-	-	3,550										
3,600	0.00	0.00	0.00	-	10.50	-	-	0.00	0.00	0.00	-	41.75	-	-	0.00	0.00	0.00	-	171.00	-	-	0.00	0.00	0.00	-	201.00	-	-	-	3,600										
3,650	0.00	0.00	0.00	-	5.40	-	-	0.00	0.00	0.00	-	30.50	-	-	0.00	0.00	0.00	-	216.00	-	-	0.00	0.00	0.00	-	239.00	-	-	-	3,650										
3,700	0.00	0.00	0.00	-	2.50	-	-	0.00	0.00	0.00	-	21.75	-	-	0.00	0.00	0.00	-	263.00	-	-	0.00	0.00	0.00	-	281.00	-	-	-	3,700										
Totals:						2	248							25	42	0	0							6	433							0	22	0	0					
Number of Trades:						2							6							0							2							0						

ALPHA SERVICES HOLD (CR)

(Contract Size: 100 Securities, Exercise Style: American, Physical Delivery)

Call Options														Put Options																		
March 2024							April 2024							Other Months		March 2024							April 2024							Other Months		Exercise Price
Open price	Price max	Price min	Last price	Closing price	Volume	Open Interest	Open price	Price max	Price min	Last price	Closing price	Volume	Open Interest	Volume	Open Interest	Open price	Price max	Price min	Last price	Closing price	Volume	Open Interest	Open price	Price max	Price min	Last price	Closing price	Volume	Open Interest	Volume	Open Interest	
0.800	0.000	0.000	0.000	0.921	-	-										0.000	0.000	0.000	0.001	-	-											0.008
0.850	0.000	0.000	0.000	0.871	-	-										0.000	0.000	0.000	0.001	-	-											0.009
0.900	0.000	0.000	0.000	0.821	-	-										0.000	0.000	0.000	0.002	-	-											0.009
0.950	0.000	0.000	0.000	0.771	-	-										0.000	0.000	0.000	0.003	-	-											0.010
1.000	0.000	0.000	0.000	0.721	-	-										0.000	0.000	0.000	0.001	-	-											0.010
1.100	0.000	0.000	0.000	0.621	-	-	0.000	0.000	0.000	0.623	-	-				0.000	0.000	0.000	0.001	-	-	0.000	0.000	0.000	0.001	-	-					0.011
1.200	0.000	0.000	0.000	0.521	-	-	0.000	0.000	0.000	0.524	-	-				0.000	0.000	0.000	0.002	-	-	0.000	0.000	0.000	0.001	-	-					0.012
1.300	0.000	0.000	0.000	0.421	-	-	0.000	0.000	0.000	0.424	-	-				0.000	0.000	0.000	0.001	-	-	0.000	0.000	0.000	0.001	-	-					0.013
1.400	0.000	0.000	0.000	0.322	-	-	0.000	0.000	0.000	0.327	-	-				0.000	0.000	0.000	0.001	-	-	0.000	0.000	0.000	0.003	-	-					0.014
1.500	0.000	0.000	0.000	0.225	-	-	0.000	0.000	0.000	0.235	-	-				0.000	0.000	0.000	0.004	-	-	0.000	0.000	0.000	0.011	-	-					0.015
1.600	0.000	0.000	0.000	0.139	-	-	0.000	0.000	0.000	0.156	-	-				0.000	0.000	0.000	0.017	-	-	0.000	0.000	0.000	0.031	-	-					0.016
1.700	0.000	0.000	0.000	0.073	-	1,000	0.000	0.000	0.000	0.094	-	-				0.000	0.000	0.000	0.051	-	-	0.000	0.000	0.000	0.069	-	-					0.017
1.800	0.000	0.000	0.000	0.031	-	-	0.000	0.000	0.000	0.051	-	-				0.000	0.000	0.000	0.110	-	-	0.000	0.000	0.000	0.126	-	-					0.018
1.900	0.000	0.000	0.000	0.011	-	-	0.000	0.000	0.000	0.025	-	-				0.000	0.000	0.000	0.190	-	-	0.000	0.000	0.000	0.200	-	-					0.019
2.000	0.000	0.000	0.000	0.003	-	-	0.000	0.000	0.000	0.011	-	-				0.000	0.000	0.000	0.282	-	-	0.000	0.000	0.000	0.287	-	-					0.020
2.200	0.000	0.000	0.000	0.001	-	-	0.000	0.000	0.000	0.002	-	-				0.000	0.000	0.000	0.480	-	-	0.000	0.000	0.000	0.480	-	-					0.022
2.400	0.000	0.000	0.000	0.001	-	-	0.000	0.000	0.000	0.001	-	-				0.000	0.000	0.000	0.680	-	-	0.000	0.000	0.000	0.680	-	-					0.024
2.600	0.000	0.000	0.000	0.001	-	-	0.000	0.000	0.000	0.001	-	-				0.000	0.000	0.000	0.880	-	-	0.000	0.000	0.000	0.880	-	-					0.026
Totals:					0	1,000					0	0	0	0	0						0	0										
Number of Trades:					0						0	0	0	0	0						0.00											

NATIONAL BANK (CR)

(Contract Size: 100 Securities, Exercise Style: American, Physical Delivery)

Call Options														Put Options																				
March 2024							April 2024							Other Months		March 2024							April 2024							Other Months		Exercise Price		
Exercise Price	Open price	Price max	Price min	Last price	Closing price	Volume	Open Interest	Open price	Price max	Price min	Last price	Closing price	Volume	Open Interest	Volume	Open Interest	Open price	Price max	Price min	Last price	Closing price	Volume	Open Interest	Open price	Price max	Price min	Last price	Closing price	Volume	Open Interest	Volume		Open Interest	
3.200	0.000	0.000	0.000		3.93	-	-										0.000	0.000	0.000		0.001	-	-										0.032	
3.400	0.000	0.000	0.000		3.73	-	-										0.000	0.000	0.000		0.001	-	-										0.034	
3.600	0.000	0.000	0.000		3.53	-	-										0.000	0.000	0.000		0.001	-	-										0.036	
3.800	0.000	0.000	0.000		3.33	-	-										0.000	0.000	0.000		0.002	-	-										0.038	
4.000	0.000	0.000	0.000		3.13	-	-										0.000	0.000	0.000		0.001	-	-										0.040	
4.400	0.000	0.000	0.000		2.73	-	-										0.000	0.000	0.000		0.001	-	-										0.044	
4.800	0.000	0.000	0.000		2.33	-	-	0.000	0.000	0.000		2.34	-	-			0.000	0.000	0.000		0.001	-	-	0.000	0.000	0.000		0.001	-	-			0.048	
5.200	0.000	0.000	0.000		1.93	-	-	0.000	0.000	0.000		1.95	-	-			0.000	0.000	0.000		0.001	-	-	0.000	0.000	0.000		0.001	-	-			0.052	
5.600	0.000	0.000	0.000		1.54	-	-	0.000	0.000	0.000		1.55	-	-			0.000	0.000	0.000		0.001	-	-	0.000	0.000	0.000		0.008	-	-			0.056	
6.000	0.000	0.000	0.000		1.14	-	-	0.000	0.000	0.000		1.18	-	-			0.000	0.000	0.000		0.001	-	-	0.000	0.000	0.000		0.031	-	-			0.060	
6.400	0.000	0.000	0.000		0.747	-	-	0.000	0.000	0.000		0.837	-	-			0.000	0.000	0.000		0.011	-	240	0.000	0.000	0.000		0.089	-	-			0.064	
6.800	0.000	0.000	0.000		0.404	-	2	0.000	0.000	0.000		0.555	-	-			0.000	0.000	0.000		0.068	-	-	0.000	0.000	0.000		0.206	-	-			0.068	
7.200	0.000	0.000	0.000		0.166	-	35	0.000	0.000	0.000		0.338	-	-			0.000	0.000	0.000		0.230	-	-	0.000	0.000	0.000		0.389	-	-			0.072	
7.600	0.000	0.000	0.000		0.049	-	-	0.000	0.000	0.000		0.190	-	-			0.000	0.000	0.000		0.513	-	-	0.000	0.000	0.000		0.641	-	-			0.076	
8.000	0.000	0.000	0.000		0.010	-	-	0.000	0.000	0.000		0.098	-	-			0.000	0.000	0.000		0.876	-	-	0.000	0.000	0.000		0.951	-	-			0.080	
8.400	0.000	0.000	0.000		0.001	-	-	0.000	0.000	0.000		0.048	-	-			0.000	0.000	0.000		1.27	-	-	0.000	0.000	0.000		1.30	-	-			0.084	
8.800	0.000	0.000	0.000		0.001	-	-	0.000	0.000	0.000		0.021	-	-			0.000	0.000	0.000		1.67	-	-	0.000	0.000	0.000		1.68	-	-			0.088	
9.200	0.000	0.000	0.000		0.001	-	-	0.000	0.000	0.000		0.008	-	-			0.000	0.000	0.000		2.07	-	-	0.000	0.000	0.000		2.07	-	-			0.092	
Totals:						0	37						0	0	0							0	240									0	0	
Number of Trades:						0							0	0	0							0.00										0	0	

OPAP (CR)

(Contract Size: 100 Securities, Exercise Style: American, Physical Delivery)

Call Options														Put Options																					
Exercise Price	March 2024						April 2024						Other Months		March 2024						April 2024						Other Months		Exercise Price						
	Open price	Price max	Price min	Last price	Closing price	Volume	Open Interest	Open price	Price max	Price min	Last price	Closing price	Volume	Open Interest	Volume	Open Interest	Open price	Price max	Price min	Last price	Closing price	Volume	Open Interest	Open price	Price max	Price min	Last price	Closing price		Volume	Open Interest	Volume	Open Interest		
9.600	0.000	0.000	0.000	7.31	-	-											0.000	0.000	0.000	0.001	-	-											0.096		
10.000	0.000	0.000	0.000	6.91	-	-											0.000	0.000	0.000	0.001	-	-											0.100		
11.000	0.000	0.000	0.000	5.91	-	-	0.000	0.000	0.000	5.93	-	-					0.000	0.000	0.000	0.001	-	-	0.000	0.000	0.000	0.001	-	-					0.110		
12.000	0.000	0.000	0.000	4.91	-	-	0.000	0.000	0.000	4.93	-	-					0.000	0.000	0.000	0.001	-	-	0.000	0.000	0.000	0.001	-	-					0.120		
13.000	0.000	0.000	0.000	3.91	-	-	0.000	0.000	0.000	3.94	-	-					0.000	0.000	0.000	0.001	-	-	0.000	0.000	0.000	0.001	-	-					0.130		
14.000	0.000	0.000	0.000	2.91	-	-	0.000	0.000	0.000	2.95	-	-					0.000	0.000	0.000	0.001	-	-	0.000	0.000	0.000	0.007	-	-					0.140		
15.000	0.000	0.000	0.000	1.92	-	-	0.000	0.000	0.000	2.00	-	-					0.000	0.000	0.000	0.002	-	-	0.000	0.000	0.000	0.053	-	-					0.150		
16.000	0.000	0.000	0.000	0.972	-	-	0.000	0.000	0.000	1.17	-	-					0.000	0.000	0.000	0.057	-	32	0.000	0.000	0.000	0.225	-	-					0.160		
17.000	0.000	0.000	0.000	0.303	-	-	0.000	0.000	0.000	0.571	-	-					0.000	0.000	0.000	0.388	-	-	0.000	0.000	0.000	0.626	-	-					0.170		
18.000	0.000	0.000	0.000	0.047	-	-	0.000	0.000	0.000	0.228	-	-					0.000	0.000	0.000	1.14	-	-	0.000	0.000	0.000	1.29	-	-					0.180		
19.000	0.000	0.000	0.000	0.003	-	-	0.000	0.000	0.000	0.073	-	-					0.000	0.000	0.000	2.10	-	-	0.000	0.000	0.000	2.14	-	-					0.190		
20.000	0.000	0.000	0.000	0.001	-	-	0.000	0.000	0.000	0.019	-	-					0.000	0.000	0.000	3.10	-	-	0.000	0.000	0.000	3.10	-	-					0.200		
22.000	0.000	0.000	0.000	0.001	-	-	0.000	0.000	0.000	0.001	-	-					0.000	0.000	0.000	5.10	-	-	0.000	0.000	0.000	5.10	-	-					0.220		
24.000	0.000	0.000	0.000	0.001	-	-	0.000	0.000	0.000	0.001	-	-					0.000	0.000	0.000	7.10	-	-	0.000	0.000	0.000	7.10	-	-					0.240		
Totals:						0	0							0	0	0	0							0	32							0	0	0	0
Number of Trades:						0							0	0							0.00							0							0

OTE (CR)

(Contract Size: 100 Securities, Exercise Style: American, Physical Delivery)

Call Options														Put Options																						
March 2024							April 2024							Other Months		March 2024							April 2024							Other Months		Exercise Price				
Open price	Price max	Price min	Last price	Closing price	Volume	Open Interest	Open price	Price max	Price min	Last price	Closing price	Volume	Open Interest	Volume	Open Interest	Open price	Price max	Price min	Last price	Closing price	Volume	Open Interest	Open price	Price max	Price min	Last price	Closing price	Volume	Open Interest	Volume	Open Interest					
9.200	0.000	0.000	0.000	4.26	-	-	0.000	0.000	0.000	4.28	-	-				0.000	0.000	0.000	0.001	-	-				0.000	0.000	0.000	0.001	-	-			0.092			
9.600	0.000	0.000	0.000	3.86	-	-	0.000	0.000	0.000	3.88	-	-				0.000	0.000	0.000	0.001	-	-				0.000	0.000	0.000	0.001	-	-			0.096			
10.000	0.000	0.000	0.000	3.46	-	-	0.000	0.000	0.000	3.48	-	-				0.000	0.000	0.000	0.001	-	-				0.000	0.000	0.000	0.001	-	-			0.100			
11.000	0.000	0.000	0.000	2.46	-	-	0.000	0.000	0.000	2.49	-	-				0.000	0.000	0.000	0.001	-	-				0.000	0.000	0.000	0.006	-	-			0.110			
12.000	0.000	0.000	0.000	1.46	-	20	0.000	0.000	0.000	1.54	-	-				0.000	0.000	0.000	0.003	-	5				0.000	0.000	0.000	0.059	-	-			0.120			
13.000	0.000	0.000	0.000	0.563	-	10	0.000	0.000	0.000	0.774	-	-				0.000	0.000	0.000	0.101	-	20				0.000	0.000	0.000	0.287	-	-			0.130			
14.000	0.000	0.000	0.000	0.091	-	7	0.000	0.000	0.000	0.296	-	-				0.000	0.000	0.000	0.630	-	5				0.000	0.000	0.000	0.811	-	-			0.140			
15.000	0.000	0.000	0.000	0.005	-	-	0.000	0.000	0.000	0.083	-	-				0.000	0.000	0.000	1.55	-	-				0.000	0.000	0.000	1.60	-	-			0.150			
16.000	0.000	0.000	0.000	0.001	-	-	0.000	0.000	0.000	0.018	-	-				0.000	0.000	0.000	2.55	-	-				0.000	0.000	0.000	2.55	-	-			0.160			
17.000	0.000	0.000	0.000	0.001	-	-	0.000	0.000	0.000	0.003	-	-				0.000	0.000	0.000	3.55	-	-				0.000	0.000	0.000	3.55	-	-			0.170			
18.000	0.000	0.000	0.000	0.001	-	-	0.000	0.000	0.000	0.001	-	-				0.000	0.000	0.000	4.55	-	-				0.000	0.000	0.000	4.55	-	-			0.180			
19.000	0.000	0.000	0.000	0.001	-	-	0.000	0.000	0.000	0.001	-	-				0.000	0.000	0.000	5.55	-	-				0.000	0.000	0.000	5.55	-	-			0.190			
20.000	0.000	0.000	0.000	0.001	-	-					-	-				0.000	0.000	0.000	6.55	-	-											0.200				
22.000	0.000	0.000	0.000	0.001	-	-					-	-				0.000	0.000	0.000	8.55	-	-											0.220				
Totals:					0	37					0	0	0	0							0	30											0	5	0	0
Number of Trades:					0						0		0								0.00												0		0	



PIRAEUS FINANCIAL HOLD (CR)

(Contract Size: 100 Securities, Exercise Style: American, Physical Delivery)

Call Options														Put Options																			
March 2024							April 2024							Other Months		March 2024							April 2024							Other Months		Exercise Price	
Open price	Price max	Price min	Last price	Closing price	Volume	Open Interest	Open price	Price max	Price min	Last price	Closing price	Volume	Open Interest	Volume	Open Interest	Open price	Price max	Price min	Last price	Closing price	Volume	Open Interest	Open price	Price max	Price min	Last price	Closing price	Volume	Open Interest	Volume	Open Interest		
1.300	0.000	0.000	0.000	2.59	-	-										0.000	0.000	0.000	0.001	-	-											0.013	
1.400	0.000	0.000	0.000	2.49	-	-										0.000	0.000	0.000	0.001	-	-											0.014	
1.500	0.000	0.000	0.000	2.39	-	-										0.000	0.000	0.000	0.001	-	-											0.015	
1.600	0.000	0.000	0.000	2.29	-	-										0.000	0.000	0.000	0.001	-	-											0.016	
1.700	0.000	0.000	0.000	2.19	-	-										0.000	0.000	0.000	0.001	-	-											0.017	
1.800	0.000	0.000	0.000	2.09	-	-										0.000	0.000	0.000	0.001	-	-											0.018	
1.900	0.000	0.000	0.000	1.99	-	-										0.000	0.000	0.000	0.001	-	-											0.019	
2.000	0.000	0.000	0.000	1.89	-	-										0.000	0.000	0.000	0.001	-	-											0.020	
2.200	0.000	0.000	0.000	1.69	-	-										0.000	0.000	0.000	0.001	-	-											0.022	
2.400	0.000	0.000	0.000	1.49	-	-	0.000	0.000	0.000		1.50	-	-			0.000	0.000	0.000	0.002	-	-	0.000	0.000	0.000	0.001	-	-					0.024	
2.600	0.000	0.000	0.000	1.29	-	-	0.000	0.000	0.000		1.30	-	-			0.000	0.000	0.000	0.001	-	-	0.000	0.000	0.000	0.001	-	-					0.026	
2.800	0.000	0.000	0.000	1.09	-	-	0.000	0.000	0.000		1.10	-	-			0.000	0.000	0.000	0.001	-	-	0.000	0.000	0.000	0.001	-	-					0.028	
3.000	0.000	0.000	0.000	0.893	-	-	0.000	0.000	0.000		0.902	-	-			0.000	0.000	0.000	0.001	-	-	0.000	0.000	0.000	0.004	-	-					0.030	
3.200	0.000	0.000	0.000	0.693	-	-	0.000	0.000	0.000		0.713	-	-			0.000	0.000	0.000	0.001	-	-	0.000	0.000	0.000	0.014	-	-					0.032	
3.400	0.000	0.000	0.000	0.495	-	-	0.000	0.000	0.000		0.537	-	-			0.000	0.000	0.000	0.002	-	-	0.000	0.000	0.000	0.037	-	-					0.034	
3.600	0.000	0.000	0.000	0.309	-	30	0.000	0.000	0.000		0.382	-	-			0.000	0.000	0.000	0.016	-	-	0.000	0.000	0.000	0.082	-	-					0.036	
3.800	0.000	0.000	0.000	0.159	-	-	0.000	0.000	0.000		0.258	-	-			0.000	0.000	0.000	0.065	-	-	0.000	0.000	0.000	0.157	-	-					0.038	
4.000	0.000	0.000	0.000	0.064	-	-	0.000	0.000	0.000		0.162	-	-			0.000	0.000	0.000	0.170	-	-	0.000	0.000	0.000	0.262	-	-					0.040	
4.400	0.000	0.000	0.000	0.004	-	-	0.000	0.000	0.000		0.054	-	-			0.000	0.000	0.000	0.512	-	-	0.000	0.000	0.000	0.554	-	-					0.044	
4.800	0.000	0.000	0.000	0.001	-	-	0.000	0.000	0.000		0.014	-	-			0.000	0.000	0.000	0.910	-	-	0.000	0.000	0.000	0.917	-	-					0.048	
5.200	0.000	0.000	0.000	0.001	-	-	0.000	0.000	0.000		0.003	-	-			0.000	0.000	0.000	1.31	-	-	0.000	0.000	0.000	1.31	-	-					0.052	
5.600	0.000	0.000	0.000	0.001	-	-	0.000	0.000	0.000		0.001	-	-			0.000	0.000	0.000	1.71	-	-	0.000	0.000	0.000	1.71	-	-					0.056	
6.000	0.000	0.000	0.000	0.001	-	-	0.000	0.000	0.000		0.001	-	-			0.000	0.000	0.000	2.11	-	-	0.000	0.000	0.000	2.11	-	-					0.060	
Totals:					0	30						0	0			0	0					0	0						0	0			
Number of Trades:					0						0					0.00							0							0			

PPC (CR)

(Contract Size: 100 Securities, Exercise Style: American, Physical Delivery)

Call Options														Put Options																			
March 2024							April 2024							Other Months		March 2024							April 2024							Other Months		Exercise Price	
Exercise Price	Open price	Price max	Price min	Last price	Closing price	Volume	Open Interest	Open price	Price max	Price min	Last price	Closing price	Volume	Open Interest	Volume	Open Interest	Open price	Price max	Price min	Last price	Closing price	Volume	Open Interest	Open price	Price max	Price min	Last price	Closing price	Volume	Open Interest	Volume		Open Interest
5.600	0.000	0.000	0.000		6.24	-	-										0.000	0.000	0.000		0.001	-	-										0.056
6.000	0.000	0.000	0.000		5.84	-	-										0.000	0.000	0.000		0.001	-	-										0.060
6.400	0.000	0.000	0.000		5.44	-	-										0.000	0.000	0.000		0.001	-	-										0.064
6.800	0.000	0.000	0.000		5.04	-	-										0.000	0.000	0.000		0.001	-	-										0.068
7.200	0.000	0.000	0.000		4.64	-	-										0.000	0.000	0.000		0.001	-	-										0.072
7.600	0.000	0.000	0.000		4.24	-	-										0.000	0.000	0.000		0.001	-	-										0.076
8.000	0.000	0.000	0.000		3.84	-	-										0.000	0.000	0.000		0.001	-	-										0.080
8.400	0.000	0.000	0.000		3.44	-	-										0.000	0.000	0.000		0.001	-	-										0.084
8.800	0.000	0.000	0.000		3.04	-	-	0.000	0.000	0.000		3.06	-	-			0.000	0.000	0.000		0.001	-	-	0.000	0.000	0.000		0.003	-	-			0.088
9.200	0.000	0.000	0.000		2.64	-	-	0.000	0.000	0.000		2.67	-	-			0.000	0.000	0.000		0.001	-	-	0.000	0.000	0.000		0.009	-	-			0.092
9.600	0.000	0.000	0.000		2.24	-	-	0.000	0.000	0.000		2.28	-	-			0.000	0.000	0.000		0.001	-	-	0.000	0.000	0.000		0.023	-	-			0.096
10.000	0.000	0.000	0.000		1.84	-	-	0.000	0.000	0.000		1.91	-	-			0.000	0.000	0.000		0.002	-	-	0.000	0.000	0.000		0.052	-	-			0.100
11.000	0.000	0.000	0.000		0.898	-	16	0.000	0.000	0.000		1.10	-	-			0.000	0.000	0.000		0.058	-	-	0.000	0.000	0.000		0.234	-	-			0.110
12.000	0.000	0.000	0.000		0.255	-	1	0.000	0.000	0.000		0.527	-	-			0.000	0.000	0.000		0.415	-	16	0.000	0.000	0.000		0.665	-	-			0.120
13.000	0.000	0.000	0.000		0.034	-	26	0.000	0.000	0.000		0.208	-	5			0.000	0.000	0.000		1.20	-	-	0.000	0.000	0.000		1.35	-	-			0.130
14.000	0.000	0.000	0.000		0.002	-	-	0.000	0.000	0.000		0.067	-	-			0.000	0.000	0.000		2.17	-	-	0.000	0.000	0.000		2.21	-	-			0.140
15.000	0.000	0.000	0.000		0.001	-	-	0.000	0.000	0.000		0.018	-	-			0.000	0.000	0.000		3.17	-	-	0.000	0.000	0.000		3.17	-	-			0.150
16.000	0.000	0.000	0.000		0.002	-	-	0.000	0.000	0.000		0.004	-	-			0.000	0.000	0.000		4.17	-	-	0.000	0.000	0.000		4.17	-	-			0.160
17.000	0.000	0.000	0.000		0.001	-	-	0.000	0.000	0.000		0.001	-	-			0.000	0.000	0.000		5.17	-	-	0.000	0.000	0.000		5.17	-	-			0.170
18.000	0.000	0.000	0.000		0.001	-	-	0.000	0.000	0.000		0.001	-	-			0.000	0.000	0.000		6.17	-	-	0.000	0.000	0.000		6.17	-	-			0.180
Totals:						0	43					0	5	0	0						0	16						0	5	0	0		
Number of Trades:						0						0		0								0.00						0		0			

Lending Products	Underlying Title	Open Interest[5]	Multilateral Transactions[1]				Bilateral Transactions[2]		Stock Borrowing through OTC (volume)[3]
			Volume(Offered)	Average Weighted	Transactions volume	Average Weighted	Transactions Volume	Average Weighted	Transactions Volume
ADMIEBOR	ADMIE (IPTO) HOLDING S.A. (CR)	---	---	---	---	---	---	401,343	
AEGNBOR	AEGEAN AIRLINES (CR)	---	---	---	---	---	---	201,602	
AETFBOR	ALPHA ETF FTSE Athex Large Cap	---	---	---	---	---	---	---	
ALPHABOR	ALPHA SERVICES HOLD (CR)	---	---	---	---	---	---	59,600,826	
OTOELBOR	AUTOHELLAS SA (CR)	1,500	---	---	---	---	---	67,389	
AVAXBOR	AVAX S.A. (CR)	2,000	---	---	---	---	---	---	
EEEBOR	CC HBC AG (CR)	2,329	---	---	---	---	---	44,377	
CENERBOR	CENERGY HOLDINGS (CB)	---	---	---	---	---	---	6,287	
ELLAKTORBOR	ELLAKTOR (CR)	2,681	---	---	---	---	---	118,320	
ELHABOR	ELVALHALCOR (CR)	788	---	---	---	---	---	64,887	
EUROBBOR	EUROBANK HOLDINGS (CR)	6,577	---	---	---	---	---	34,582,744	
EYDAPBOR	EYDAP S.A. (CR)	845	---	---	---	---	---	258,654	
FOYRKBOR	FOURLIS (CR)	230	---	---	---	---	---	10,875	
GEKTERNABOR	GEK TERNA (CR)	14,400	---	---	---	---	---	6,217,898	
SARBOR	GR. SARANTIS S.A. (CR)	807	---	---	10	4.88%	---	86,735	
EXAEBOR	HELLENIC EXCHANGES-A.S.E. (CR)	200	---	---	---	---	---	167,047	
ELPEBOR	HELLENIQ ENERGY (CR)	600	---	---	---	---	---	259,536	
INTRKBOR	INTRACOM HOLDINGS (CR)	---	---	---	---	---	---	---	
INKATBOR	INTRAKAT (CR)	---	---	---	---	---	---	146,000	
BELABOR	JUMBO SA (CR)	---	---	2,621	4.88%	---	---	210,665	
LAMDABOR	LAMDA DEVELOPMENT SA (CR)	400	---	---	---	---	---	223,277	
MIGBOR	MIG (CR)	1,992	---	---	---	---	---	40,179	
MOHBOR	MOTOR OIL (CR)	24,181	---	---	---	---	---	438,994	
MYTILBOR	MYTILINEOS (CR)	761	---	---	---	---	---	156,348	
ETEBOR	NATIONAL BANK (CR)	---	---	---	---	---	---	14,274,408	
OPAPBOR	OPAP (CR)	---	---	---	---	---	---	1,613,252	
OPTIMABOR	OPTIMA BANK (CR)	1,900	---	---	---	---	---	8,394	
HTOBOR	OTE (CR)	250	---	---	---	---	---	1,799,513	
PPABOR	P.P.A. S.A. (CR)	1,500	---	---	500	5.01%	---	66,443	
TPEIRBOR	PIRAEUS FINANCIAL HOLD (CR)	---	---	---	10,000	5.14%	---	895,291	
PPCBOR	PPC (CR)	500	---	---	---	---	---	1,278,881	

## Stock Lending Notes

[1] - Multilateral contracts Lending or Borrowing as per Methods 8-1, 8-2 and 8-3-3 (According to ATHEX BoD Resolution No.17)

[2] - Bilateral Contracts Lending or Borrowing as per Methods 8-3-1 and 8-3-2 (According to ATHEX BoD Resolution No.20 )

[3] - The information concerning OTC Stock Borrowing Transactions is based on the statements of the Dematerialised Securities System (DSS) operators involved and refers to volumes that have been registered up until the previous working day.

[4] - Average Price (Volume weighted)

[5] - The Data concerning Open Interest before the start of trading session

Lending Products	Underlying Title	Open Interest[5]	Multilateral Transactions[1]				Bilateral Transactions[2]		Stock Borrowing through OTC (volume)[3]	
			Volume(Offered)	Average Weighted	Transactions volume	Average Weighted	Transactions Volume	Average Weighted	Transactions Volume	
QUALBOR	QUALITY & RELIABILITY SA (CR)	---	---	---	---	---	---	---	---	
QUESTBOR	QUEST HOLDINGS (CR)	391	---	---	---	---	---	---	21,333	
TENERGYBOR	TERNA ENERGY (CR)	---	---	---	---	---	---	---	278,050	
TITCBOR	TITAN CEMENT (CB)	7,615	---	---	---	---	---	---	227,626	
VIOBOR	VIOHALCO SA/NV (CB)	744	---	---	---	---	---	---	---	

## Stock Lending Notes

[1] - Multilateral contracts Lending or Borrowing as per Methods 8-1, 8-2 and 8-3-3 (According to ATHEX BoD Resolution No.17)

[2] - Bilateral Contracts Lending or Borrowing as per Methods 8-3-1 and 8-3-2 (According to ATHEX BoD Resolution No.20 )

[3] - The information concerning OTC Stock Borrowing Transactions is based on the statements of the Dematerialised Securities System (DSS) operators involved and refers to volumes that have been registered up until the previous working day.

[4] - Average Price (Volume weighted)

[5] - The Data concerning Open Interest before the start of trading session

## Sectors codification for listed companies

12003-	ETF	10101010	Computer Services
10101015	Software	10102030	Computer Hardware
15101010	Telecommunications Equipment	15102015	Telecommunications Services
20101010	Health Care Facilities	20101025	Health Care Services
20102010	Medical Equipment	20103015	Pharmaceuticals
30101010	Banks	30202000	Diversified Financial Services
30202010	Asset Managers & Custodians	30202015	Investment Services
30204000	Closed End Investments	30302010	Full Line Insurance
30302015	Insurance Brokers	30302025	Property and Casualty Insurance
35101010	Real Estate Holding and Development	35101015	Real Estate Services
35102000	Diversified REITs	35102030	Office REITs
35102045	Retail REITs.	40201040	Rental & Leasing Services: Consumer
40202010	Home Construction	40202015	Household Furnishings
40202020	Household Appliance	40203040	Electronic Entertainment
40204020	Clothing & Accessories	40301010	Entertainment
40301030	Publishing	40301035	Radio & TV Broadcasters
40401010	Diversified Retailers	40401020	Apparel Retailers
40401025	Home Improvement Retailers	40401030	Specialty Retailers
40501010	Airlines	40501015	Travel & Tourism
40501020	Casinos & Gambling	40501025	Hotels & Motels
45101015	Distillers & Vintners	45101020	Soft Drinks
45102010	Farming Fishing Ranching & Plantations	45102020	Food Products
45103010	Tobacco	45201010	Food Retailers & Wholesalers
45201020	Personal Products	50101010	Construction
50101020	Building Roof/Wallboard and Plumbing	50101030	Cement
50101035	Building Materials: Other	50202010	Electrical Components
50203015	Plastics	50203030	Containers & Packaging
50204000	Machinery: Industrial	50204020	Machinery: Construction & Handling
50205010	Industrial Suppliers	50205020	Back Office Support HR & Consulting
50205030	Forms & Bulk Printing Services	50206015	Commercial Vehicles & Parts
50206030	Marine Transportation	50206060	Transportation Services
55101000	Diversified Materials	55101020	Textile Products
55102000	General Mining	55102010	Iron & Steel
55102015	Metal Fabricating	55102035	Aluminum
60101020	Oil Refining and Marketing	65101010	Alternative Electricity
65101015	Conventional Electricity	65102000	Multi-Utilities
65102030	Water		



**ATHEX**  
Athens Stock Exchange

Λεωφ. Αθηνών 110 104 42 Αθήνα  
110, Athinon Ave. GR 104 42 Athens  
tel. (+30)210-33.66.800, fax (+30)210-33.66.101  
[www.athexgroup.gr](http://www.athexgroup.gr)