

24

Ημερήσιο Δελτίο  
Συναλλακτικής Δραστηριότητας

Daily Official List  
of Trading Activity

Thursday, 22 February, 2024  
Year: 145 Trading Day No: 38



**ATHEXGROUP**  
Athens Exchange Group

**Disclaimer:**

Hellenic Exchanges-Athens Stock Exchange S.A endeavours to ensure that the data and other material ("Information") presented on the Daily Official List are accurate and complete, but it is not liable for any errors or omissions of data or /and for the accuracy, credibility, updating and completeness of the aforesaid information nor it has any liability arising directly or indirectly from the use of the above Information.

The Company is not liable for the accuracy of the data included in listed companies' announcements. Only the sender of such an announcement is fully and solely liable for any infringement of third party's rights from the content of such announcement. All contents of the Daily Official List are provided only for information purposes and do not constitute investment advice or solicitation to invest in securities or other products listed for trading on the Exchange.

You acknowledge and agree that the Company is the owner of any property rights related to any Information appearing on the Daily Official List including intellectual property rights copyright, trademarks, etc.

The above data are a property of the Hellenic Exchanges-Athens Exchange and are copyright protected. Users are forbidden to reproduce, modify, copy, sale, transmit or redistribute, by all reproduction means and methods, part or the whole of the above data, without reference to their source.

The commercial exploitation of these data is, also, forbidden by third parties. Hellenic Exchanges-Athens Exchange does not carry any responsibility, direct or indirect, derived from usage or accidental alteration of the above data when used by third parties.

---

**Hellenic Exchanges – Athens Stock Exchange S.A.**

110 Athinon Ave., 10442 Athens, Tel: (210) 33.66.800, Fax: (210) 32.13.938

[www.athexgroup.gr](http://www.athexgroup.gr)

---

**Thessalonica Stock Exchange Center (T.S.E.C)**

16-18 Katouni Str., Thessalonica 546 25 Tel: (2310) 567.667, Fax: (2310) 530.545

**Athex Members Guarantee Fund**

14-16 Fidiou Str., Athens 106 78, Tel: (210) 33.04.682, Fax: (210) 33.04.155

**Hellenic Republic Capital Market Commission**

1 Kolokotroni Str. & 1 Stadiou Str., Athens 10562 Tel: (210) 33.77.100 Fax: (210) 33.77.173

---

**Table of Contents**

---

**Section 1: Statistical Figures of Securities, Derivatives and Lending**

Summary of Markets

Athex Indices

Analytic Figures for Athex Market's Boards and Categories

Trading Details by Athex Sectors and Financial Instruments (ETFs)

Top 10 best &amp; worst performing Shares

Derivatives Summary

**Section 2: Analytic Figures of Shares Transactions**

Analytic Figures of Shares Transactions

Shares' Notes

**Section 3: Figures of Securities Transactions**

Securities Blocks Details

Shares Rights Details

Stock Borrowing

Forced Sales Details

Forced Sales Registered Shares

Exchange Traded Funds (ETFs) Characteristics

**Section 5: Bonds traded in Fixed Income Assets Market**

Convertible Corporate Bonds - Regulated Market

Non Convertible Corporate Bonds - Regulated Market

Government Bonds

Treasury Bills &amp; Zero Coupon Government Bonds

Government Bonds Traded with the Open Outcry Method

State Banks Bonds

**Section 6: Additional Infos**

Athex &amp; ATHEXClear Members List

List of Stocks under Market Making operations

**Section 7: Derivatives Market Analytic Figures**

Index Futures

Stock Futures

Index Options

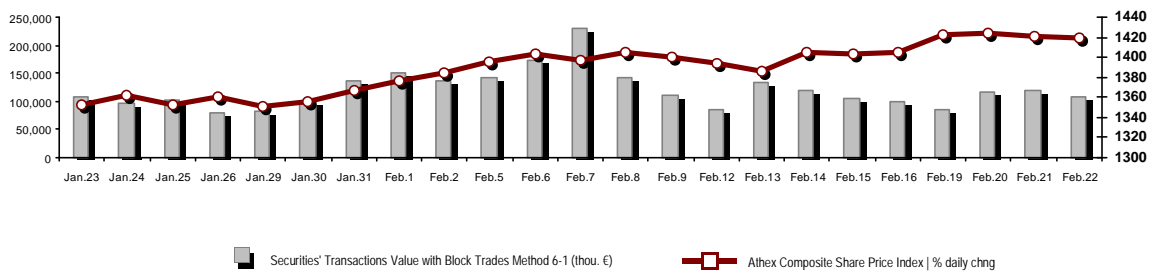
Stock Options

Stock Lending Analytic Figures

**Appendix A: Sectors codification for listed companies**

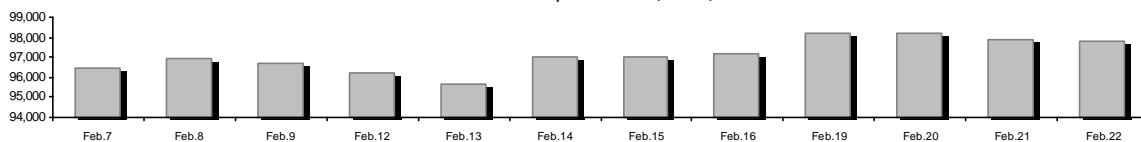
## Summary of Markets

Athex Composite Share Price Index vs Shares and Derivatives Transactions Value

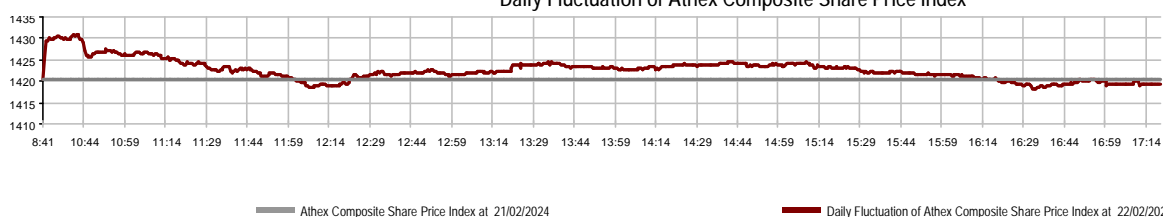


Athex Capitalisation (mill. €) **: 97,817.23	Derivatives Total Open Interest 500,693
Daily change: mill. €   % -77.09 -0.08%	in Index Futures   % daily chng 6,696 0.66%
Yearly Avg Capitalisation: mill. €   % chng prev year Avg 92,945.00 15.62%	in Stock Futures   % daily chng 491,858 0.05%
Athex Composite Share Price Index   % daily chng 1,419.25 -0.07%	in Index Options   % daily chng 666 5.38%
Athex Composite Share Price Index Capitalisation (mill. €) 89,265.32	in Stock Options   % daily chng 1,473 2.08%
Daily change (mill. €) -94.21	
Securities' Transactions Value with Block Trades Method 6-1 (t 107,764.34	Derivatives Contracts Volume: 28,130
Daily change: % -11,847.81 -9.91%	Daily change: pieces   % 9,404 50.22%
YtD Avg Trans. Value: thou. €   % chng prev year Avg 110,947.84 1.26%	YtD Avg Derivatives Contracts % chng prev year Avg 25,684 -41.58%
Blocks Transactions Value of Method 6-1 (thou. €) 15,181.55	Derivatives Trades Number: 1,949
Blocks Transactions Value of Method 6-2 & 6-3 (thou. €) 0.00	Daily change: number   % 654 50.50%
Bonds Transactions Value (thou.€) 1,138.15	YtD Avg Trades number % chng prev year Avg 1,907 -18.19%
Securities' Transactions Volume with Block Trades Method 6-1 (tho 23,020.28	Lending Total Open Interest 113,444
Daily change: thou. pieces   % -10,890.06 -32.11%	Daily change: pieces   % -13,500 -10.63%
YtD Avg Volume: % chng prev year Avg 25,703.53 -23.55%	Lending Volume (Multilateral/Bilateral) 2,600
Blocks Transactions Volume of Method 6-1 (thou. Pieces) 2,884.29	Daily change: pieces   % 1,100
Blocks Transactions Volume of Method 6-2 & 6-3 (thou. Pieces) 0.00	Multilateral Lending 1,600
Bonds Transactions Volume 1,189,000	Bilateral Lending 1,000
Securities' Trades Number with Block Trades Method 6-1 37,872	Lending Trades Number: 5
Daily change: number   % 2,045 5.71%	Daily change: % 4
YtD Avg Trades number % chng prev year Avg 39,425 8.84%	Multilateral Lending Trades Number 4
Number of Blocks Method 6-1 16	Bilateral Lending Trades Number 1
Number of Blocks Method 6-2 & 6-3 0	
Number of Bonds Transactions 212	

Athex Capitalisation (mill. €) \*\*



Daily Fluctuation of Athex Composite Share Price Index



## Athex Indices

Index name	22/02/2024	21/02/2024	pts.	%	Min	Max	Year min	Year max	Year change
Athex Composite Share Price Index	1,419.25 €	1,420.28	-1.03	-0.07%	1,418.10	1,431.08	1,293.14	1,431.08	9.75% #
Athex Composite Index Total Return Index	2,587.78 €	2,589.66	-1.88	-0.07%	2,585.70	2,609.36	2,355.44	2,609.36	9.86% #
Athex ESG Index	1,621.72 €	1,622.75	-1.03	-0.06%	1,619.14	1,634.83	1,471.77	1,634.83	10.19% #
ATHEX Alternative Market Price Index	12,042.10 €	12,593.55	-551.45	-4.38%	11,933.41	12,593.55	9,352.11	13,974.15	28.76% #
FTSE/Athex Large Cap	3,447.21 €	3,450.11	-2.90	-0.08%	3,442.16	3,475.74	3,122.79	3,475.74	10.39% #
FTSE/Athex Mid Cap Index	2,412.68 #	2,406.61	6.07	0.25%	2,403.73	2,438.35	2,212.15	2,444.67	7.19% #
FTSE/ATHEX High Dividend Yield Index	4,102.73 €	4,115.53	-12.80	-0.31%	4,102.73	4,156.41	3,752.57	4,156.90	8.79% #
FTSE/Athex Market Index	822.79 €	823.46	-0.67	-0.08%	821.78	829.73	746.82	829.73	10.17% #
FTSE/Athex Banks	1,238.75 #	1,234.01	4.74	0.38%	1,229.13	1,241.69	1,057.67	1,251.92	16.68% #
FTSE/ATHEX TECHNOLOGY & TELECOMMUNICAT	5,378.20 €	5,447.70	-69.50	-1.28%	5,372.41	5,507.79	4,915.95	5,558.90	6.03% #
FTSE/ATHEX FINANCIAL SERVICES	5,832.77 #	5,811.34	21.43	0.37%	5,789.31	5,848.40	4,996.31	5,899.65	16.32% #
FTSE/ATHEX REAL ESTATE	4,924.15 €	4,924.39	-0.24	0.00%	4,910.00	4,950.74	4,900.02	5,120.52	-0.73% €
FTSE/ATHEX CONSUMER DISCRETIONARY	5,390.75 €	5,418.64	-27.89	-0.51%	5,390.75	5,452.43	4,993.33	5,509.05	7.48% #
FTSE/ATHEX CONSUMER STAPLES	5,666.81 #	5,605.53	61.28	1.09%	5,605.53	5,748.59	5,069.68	5,748.59	11.37% #
FTSE/ATHEX INDUSTRIALS	5,672.41 #	5,657.45	14.96	0.26%	5,657.45	5,724.54	5,044.08	5,724.54	11.63% #
FTSE/ATHEX BASIC MATERIALS	5,436.42 €	5,446.60	-10.18	-0.19%	5,429.90	5,525.73	4,869.63	5,876.05	11.64% #
FTSE/ATHEX ENERGY & UTILITIES	5,255.77 #	5,238.10	17.67	0.34%	5,220.49	5,278.11	4,987.63	5,361.67	5.38% #
Athex All Share Index	327.89 €	328.14	-0.25	-0.08%	327.89	327.89	304.60	329.22	8.57% #
Hellenic Mid & Small Cap Index	2,064.60 #	2,059.25	5.35	0.26%	2,057.23	2,079.10	1,929.00	2,079.37	7.03% #
FTSE/Athex Large Cap Total Return	5,707.79 €	5,712.59	-4.80	-0.08%			5,201.70	5,736.02	10.46% #
FTSE/Athex Mid Cap Total Return	3,249.20 #	3,241.03	8.17	0.25%			3,005.84	3,282.59	7.19% #
MSCI GREECE REBASED	5,543.48 €	5,548.09	-4.61	-0.08%	5,526.07	5,590.77	4,984.69	5,590.77	11.21% #
Hellenic Corporate Bond Index	130.23 €	130.24	-0.01	0.00%			129.54	130.36	0.46% #
Hellenic Corporate Bond Price Index	90.71 €	90.72	-0.01	-0.02%			90.52	90.97	0.07% #

Note 1: FTSE/Med 100, Hellenic Corporate Bond Price Index and Hellenic Corporate Bond Index closing prices refer to the previous trading day of 20/02/2024.

Note 2: The Hellenic Mid & Small Cap Index is a Customized index calculated by the Athens Exchange.

## Analytic Figures for Athex Market's Boards and Categories

	Total Traded Securities	Main Market	Surveillance	Exchange Traded Funds (ETFs)
Totals	124	115	8	1
Gain / Lose / Same:	42 / 57 / 25	41 / 54 / 20	0 / 3 / 5	1 / 0 / 0
Athex Capitalisation (mill. €) **	97,817.23	97,716.56	100.66	
Daily Average Trans/ons Value(thou.€)	110,947.84	110,639.09	69.72	298.17
Transactions Value	107,764.34	106,468.93	74.66	1,220.75
Main Board:	92,582.79	91,287.39	74.66	1,220.75
Blocks Board 6_2_3:	15,181.55	15,181.55	0.00	0.00
Forced Sales Board:	0.00	0.00	0.00	0.00
Special Terms Board:	0.00	0.00	0.00	0.00
Daily Average Transactions Volume	25,703,527	25,378,247	335,603	8,880
Transactions Volume	23,020,275	22,726,017	259,162	35,096
Main Board:	20,135,989	19,841,731	259,162	35,096
Blocks Board 6_2_3:	2,884,286	2,884,286	0	0
Forced Sales Board:	0	0	0	0
Special Terms Board:	0	0	0	0
Daily Average Number of Trades	39,425	39,253	99	74
Number of Trades	37,872	37,703	120	49
Main Board:	37,856	37,687	120	49
Blocks Board 6_2_3:	16	16	0	0
Forced Sales Board:	0	0	0	0
Special Terms Board:	0	0	0	0

## Trading Details by Athex Sectors and Financial Instruments (ETFs)

Code	Sectors	Gain / Lose / Same	Number of Trades	Transactions Volume	Transactions Value	% of Total Trans. Value
3010	- Banks	7 / 0 / 0	10,400	14,650,350	48,398,765.03	44.91%
5510	- Basic Resources	3 / 6 / 6	1,302	393,306	1,231,182.44	1.14%
5010	- Construction & Materials	4 / 8 / 2	3,795	1,298,431	6,073,185.29	5.64%
4020	- Consumer Products & Services	1 / 6 / 0	427	280,407	849,736.09	0.79%
6010	- Energy	2 / 2 / 0	2,265	616,756	5,853,052.50	5.43%
12000	- Financial Instruments	1 / 0 / 0	49	35,096	1,220,746.99	1.13%
3020	- Financial Services	2 / 2 / 1	796	221,470	1,211,805.78	1.12%
4510	- Food Beverage & Tobacco	2 / 2 / 2	412	72,048	736,857.15	0.68%
2010	- Health Care	1 / 2 / 0	159	109,125	102,097.44	0.09%
5020	- Industrial Goods & Services	4 / 7 / 5	2,129	691,808	4,363,818.70	4.05%
3030	- Insurance	1 / 0 / 0	41	7,580	37,660.23	0.03%
4030	- Media	0 / 0 / 1	3	1,000	510.00	0.00%
4520	- Personal Care, Drug & Grocery Stores	2 / 0 / 0	276	42,977	312,531.32	0.29%
3510	- Real Estate	3 / 4 / 5	1,181	511,823	2,873,069.43	2.67%
4040	- Retail	1 / 4 / 2	1,113	174,567	3,481,686.76	3.23%
1010	- Technology	3 / 7 / 0	2,333	666,232	2,543,514.84	2.36%
1510	- Telecommunications	0 / 2 / 0	3,491	713,854	9,788,894.24	9.08%
4050	- Travel & Leisure	2 / 2 / 1	3,191	1,551,165	6,478,935.14	6.01%
6510	- Utilities	3 / 3 / 0	4,509	982,280	12,206,285.88	11.33%

## Top 10 best &amp; worst performing Shares

## Main Market

With positive Price change			With negative Price change		
	Closing price	change		Closing price	change
ALPHA REAL ESTATE (CR)	11	5.77% #	DROMEAS SA (CR)	0.34	-5.82% €
PAPOUTSANIS (CR)	2.41	3.88% #	PETROPOULOS PETROS (CR)	9.76	-2.89% €
GR. SARANTIS S.A. (CR)	9.7	3.19% #	QUALITY & RELIABILITY SA (CR)	0.878	-2.88% €
BIOKARPET S.A.(CR)	2.86	2.51% #	OTE (CR)	13.53	-2.66% €
INTRAKAT (CR)	5.43	2.45% #	INTERWOOD-XYLEMPORIA (CR)	0.366	-2.40% €
MEVACO SA (CR)	4.3	2.38% #	QUEST HOLDINGS (CR)	5.22	-2.25% €
HELLENIQ ENERGY (CR)	8.19	2.37% #	ALUMIL (CR)	2.74	-2.14% €
EVROFARMA SA (CR)	1.4	2.19% #	TECHNICAL OLYMPIC SA (CR)	2.8	-2.10% €
INTRALOT (CR)	1.2	1.70% #	ATTICA HOLDINGS (CR)	2.36	-2.07% €
INTERLIFE G.C.I.(CR)	5	1.63% #	EKTER SA (CR)	3.96	-1.98% €
With the highest Transactions Value			With the highest Transactions Volume		
	Value (thou. €)	change		Volume	change
NATIONAL BANK (CR)	21,468.34	0.19% #	EUROBANK HOLDINGS (CR)	5,110,922	0.42% #
PIRAEUS FINANCIAL HOLD (CR)	10,089.75	0.05% #	ALPHA SERVICES HOLD (CR)	3,998,714	0.88% #
OTE (CR)	9,773.85	-2.66% €	NATIONAL BANK (CR)	2,968,911	0.19% #
EUROBANK HOLDINGS (CR)	9,706.04	0.42% #	PIRAEUS FINANCIAL HOLD (CR)	2,541,755	0.05% #
ALPHA SERVICES HOLD (CR)	6,870.37	0.88% #	INTRALOT (CR)	1,119,814	1.70% #
MYTILINEOS (CR)	5,652.88	0.76% #	OTE (CR)	711,884	-2.66% €
HELLENIQ ENERGY (CR)	4,241.44	2.37% #	HELLENIQ ENERGY (CR)	523,029	2.37% #
JUMBO SA (CR)	3,267.23	-1.29% €	ADMIE (IPTO) HOLDING S.A. (CR)	375,195	0.21% #
PPC (CR)	3,218.58	0.42% #	INTRAKAT (CR)	357,580	2.45% #
OPAP (CR)	2,821.49	-0.25% €	LAMDA DEVELOPMENT SA (CR)	335,956	0.00% -

Note: Stocks that are not included in the "Under Supervision" category, and the transactions value is more than 10,000 €.

## Derivatives Summary

	Number of Trades	Volume	Open Interest
<b>Index Futures</b>	<b>205</b>	<b>1,127</b>	<b>6,696</b>
FTSE/Athex Banks	16	90	1,535
FTSE/Athex Large Cap	189	1,037	4,809
MSCI GREECE REBASED	0	0	352
<b>Stock Futures</b>	<b>1,732</b>	<b>26,945</b>	<b>491,858</b>
ADMIE (IPTO) HOLDING S.A. (CR)	50	1,165	32,105
AEGEAN AIRLINES (CR)	79	462	6,547
ALPHA SERVICES HOLD (CR)	177	10,161	179,423
AUTOHELLAS SA (CR)	2	4	302
AVAX S.A. (CR)	19	62	1,491
CC HBC AG (CR)	12	30	145
CENERGY HOLDINGS (CB)	34	144	5,149
ELLAKTOR (CR)	74	384	4,942
ELVALHALCOR (CR)	55	597	5,883
EUROBANK HOLDINGS (CR)	47	2,606	28,408
EYDAP S.A. (CR)	2	5	4,183
FOURLIS (CR)	7	21	1,580
GEK TERNA (CR)	39	276	12,762
HELLENIC EXCHANGES-A.S.E. (CR)	55	262	10,584
HELLENIQ ENERGY (CR)	103	776	6,870
INTRACOM HOLDINGS (CR)	124	530	9,205
INTRAKAT (CR)	79	590	3,923
JUMBO SA (CR)	13	57	642
LAMDA DEVELOPMENT SA (CR)	13	62	6,851
MIG (CR)	0	0	106
MOTOR OIL (CR)	5	9	562
MYTILINEOS (CR)	88	258	4,426
NATIONAL BANK (CR)	72	1,043	15,892
OPAP (CR)	2	15	1,061
OPTIMA BANK (CR)	0	0	92
OTE (CR)	208	933	9,480
P.P.A. S.A. (CR)	0	0	108
PIRAEUS FINANCIAL HOLD (CR)	151	5,596	80,180
PPC (CR)	65	342	31,106
QUEST HOLDINGS (CR)	0	0	224
TERNA ENERGY (CR)	114	424	21,862
TITAN CEMENT (CB)	3	3	236
VIOHALCO SA/NV (CB)	40	128	5,528
<b>Index Options</b>	<b>11</b>	<b>56</b>	<b>666</b>
FTSE/Athex Large Cap	11	56	666
<b>Stock Options</b>	<b>1</b>	<b>2</b>	<b>1,473</b>
ALPHA SERVICES HOLD (CR)	0	0	1,000
NATIONAL BANK (CR)	0	0	277
OPAP (CR)	0	0	32
OTE (CR)	1	2	65
PIRAEUS FINANCIAL HOLD (CR)	0	0	30
PPC (CR)	0	0	69
<b>Total Derivatives Traded</b>	<b>1,949</b>	<b>28,130</b>	<b>500,693</b>





Number of Outstanding Securities	Nominal Value	Dividends [1]			Date of Last Coupon Dividend [2]	Coupon Right	Note	Shares	Closing price	% change	Previous closing price/date	Open price	Price min	Price max	Last price	Avg price	Last Bid [7]	Last Ask [7]	P/E after tax	Year	Volume	Trades	Transactions Value[8]	Company Mkt Value (thou. €)	Year low	Year high	Sector [4]		
13,126,020	0.660	0.1163	0.1158	---	26/07/2023	04/09/2020	---	AS COMPANY SA (CR)	2.62	---	2.62	21/02/2024	2.62	2.6	2.64	2.62	2.619	100@2.57	2886@2.60	---	---	5,200	32	13,618.95	34,390.17	2.32	2.64	40401030	
3,114,144	0.360	0.3427	0.2304	---	29/05/2023	02/06/2020	---	ALPHA TRUST HOLDINGS (CR)	7.1	1.43	P	7	21/02/2024	7.05	7	7.1	7.1	7.074	178@7.00	778@7.10	---	---	1,250	21	8,842.80	22,110.42	5.9	7.1	30202010
243,164,193	0.300	---	---	---	30/12/2021	05/12/2023	---	ATTICA HOLDINGS (CR)	2.36	-2.07	E	2.41	21/02/2024	2.38	2.34	2.39	2.36	2.354	500@2.34	1000@2.38	---	---	90,042	480	211,943.27	573,867.50	1.86	2.45	40501015
155,154,947	0.040	---	---	---	01/07/2008	21/02/2020	---	AVE (CR)	0.508	---	---	0.508	21/02/2024	0.51	0.51	0.51	0.51	0.51	600@0.495	1500@0.514	---	---	1,000	3	510.00	78,818.71	0.428	0.542	40301010
35,764,593	2.10	0.075	0.1046	---	02/05/2023	25/11/2019	---	BRIQ PROPERTIES (CR)	1.94	---	---	1.94	21/02/2024	1.95	1.93	1.965	1.94	1.943	1550@1.94	2020@1.96	---	---	23,707	46	46,051.55	69,383.31	1.865	1.985	35102030
101,123,806	0.360	---	---	---	22/07/2010	28/06/2011	---	CENTRIC HOLDINGS (CR)	0.374	0.81	P	0.371	21/02/2024	0.371	0.365	0.374	0.374	0.37	1549@0.365	2854@0.374	---	---	52,454	35	19,430.47	37,820.30	0.36	0.417	40203040
784,500	10.00	0.3	---	0.2508	30/11/2023	31/07/2018	---	CNL CAPITAL (CR)	7.8	---	---	7.8	21/02/2024	7.8	7.8	7.8	7.8	7.8	40@7.65	500@7.85	---	2022	150	4	1,170.00	6,119.10	7.55	9	30202010
10,482,600	0.300	---	---	---	06/10/2005	13/02/2002	---	CPI SA (CR)	0.678	1.50	P	0.668	21/02/2024	0.678	0.678	0.678	0.678	0.678	630@0.636	490@0.672	---	---	10	1	6.78	7,107.20	0.606	0.73	10102030
18,680,300	0.050	---	---	---	06/07/2022	---	---	DIMAND (CR)	10	---	---	10	21/02/2024	10	9.94	10.1	10	10.001	148@9.96	1375@10.00	---	---	12,386	59	123,872.48	186,803.00	9.8	10.95	35101010
54,200,000	0.075	0.035	0.074	---	18/07/2023	23/11/2021	---	EPSILON NET (CR)	10.66	0.19	P	10.64	21/02/2024	10.66	10.48	10.7	10.66	10.645	20@10.52	1001@10.70	---	---	18,925	166	201,457.32	577,772.00	8.8	11.18	10101015
52,131,944	1.00	0.1102	0.11	---	29/06/2023	23/07/2019	---	FOURLIS (CR)	4.23	-0.47	E	4.25	21/02/2024	4.27	4.2	4.29	4.23	4.25	200@4.19	22@4.23	---	---	42,883	260	182,235.66	220,518.12	3.94	4.37	40401010
48,003,921	0.400	---	---	---	30/08/1993	26/06/2023	---	IDEAL HOLDINGS (CR)	6.42	1.10	P	6.35	21/02/2024	6.35	6.25	6.45	6.42	6.373	100@6.35	200@6.44	---	---	55,571	342	354,156.60	308,185.17	6.18	6.78	10102030
167,868,482	0.300	---	---	---	20/08/2007	28/11/2022	---	LAVIPHARM SA (CR)	0.886	1.61	P	0.872	21/02/2024	0.888	0.88	0.904	0.886	0.895	800@0.884	6399@0.890	---	---	105,293	102	94,195.33	148,731.48	0.76	0.934	20103015
4,740,000	0.860	---	---	---	14/03/2003	---	---	LOGISMOS S.A. (CR)	1.26	---	---	1.26	21/02/2024	---	---	---	---	---	250@1.16	1400@1.27	---	2022	---	---	---	5,972.40	1.13	1.26	10101015
17,120,280	0.940	0.06	---	---	27/06/2022	26/06/2023	---	LOULIS FOOD (CR)	2.88	-1.71	E	2.93	21/02/2024	2.87	2.86	2.95	2.88	2.901	732@2.88	66@2.90	---	---	6,774	49	19,653.94	49,306.41	2.73	3.09	45102020
4,419,616	1.58	---	0.1531	---	10/07/2023	04/03/2015	---	MEDICON S.A (CR)	3.15	-0.32	E	3.16	21/02/2024	3.08	3.07	3.16	3.15	3.09	100@3.09	277@3.15	---	---	770	16	2,379.52	13,921.79	3.07	3.49	20102010
468,700	3.42	4.06	---	---	22/12/2023	21/05/2004	---	MERMEREN KOMB. A.D. PR. (GDR)	45.6	5.07	P	43.4	21/02/2024	45.6	45.6	45.6	45.6	45.6	5@43.40	7@45.00	---	2022	3	1	136.80	21,372.72	42.2	49.6	55102000
31,317,025	0.400	---	---	---	26/04/2007	10/05/2023	---	MIG (CR)	4.39	2.09	P	4.3	21/02/2024	4.48	4.3	4.48	4.39	4.363	1@4.38	38@4.39	---	---	987	22	4,305.94	137,481.74	4.28	4.9	30202000
138,218,440	0.870	---	---	---	11/12/2023	---	---	ORILINA PROPERTIES REIC (CR)	0.903	-0.22	E	0.905	21/02/2024	0.9	0.9	0.906	0.903	0.902	455@0.900	500@0.905	---	---	28,318	79	25,540.97	124,811.25	0.9	0.9628	35102000
87,127,162	0.500	---	---	---	08/06/2023	28/07/2021	---	PREMIA (CR)	1.162	-0.17	E	1.164	21/02/2024	1.168	1.16	1.17	1.162	1.163	1000@1.16	452@1.16	---	---	43,577	110	50,665.51	101,241.76	1.148	1.21	35102000
24,586,446	0.230	---	0.04	---	03/07/2023	08/06/2022	---	PROFILE SA (CR)	4.35	-0.91	E	4.39	21/02/2024	4.46	4.33	4.46	4.35	4.398	1000@4.34	2922@4.38	---	---	106,612	320	468,841.07	106,951.04	3.96	4.48	10101010
27,345,120	0.280	---	---	---	18/07/2005	26/02/2014	---	QUALITY & RELIABILITY SA (CR)	0.878	-2.88	E	0.904	21/02/2024	0.914	0.86	0.914	0.878	0.88	1350@0.872	1300@0.880	---	---	217,591	267	191,520.48	24,009.02	0.6	0.992	10101010
6,456,530	1.08	0.12	0.1314	---	17/07/2023	02/08/2010	---	SPACE HELLAS SA (CR)	7.64	-0.26	E	7.66	21/02/2024	7.6	7.54	7.72	7.6	7.636	480@7.54	79@7.68	---	---	1,970	17	15,043.40	49,327.89	7.1	8.48	15101010
17,190,046	0.300	---	---	---	16/11/1992	04/12/2023	---	UNIBIOS (CR)	1.28	---	---	1.28	21/02/2024	1.285	1.26	1.285	1.28	1.273	2295@1.26	485@1.28	---	---	8,089	19	10,300.16	22,003.26	1.115	1.45	50204000
13,000,000	0.650	---	---	---	01/08/2007	07/04/2000	5093	AKRITAS SA (CR)	1.02	-0.97	E	1.03	21/02/2024	1.03	0.975	1.05	1.02	1.004	43@1.02	294@1.06	---	---	7,123	11	7,154.53	13,260.00	0.78	1.33	50101035
32,413,681	0.370	---	---	---	15/07/2009	11/05/2000	---	ALUMIL (CR)	2.74	-2.14	E	2.8	21/02/2024	2.8	2.74	2.82	2.74	2.789	7@2.74	1770@2.78	---	---	11,984	69	33,425.05	88,813.49	2.68	3.18	55102035
3,576,883	3.44	0.5109	---	---	30/10/2023	19/07/2022	---	ANDROMEDA SA (CR)	6.94	-0.29	E	6.96	21/02/2024	6.98	6.84	6.98	6.98	6.945	200@6.92	12@6.94	---	2022	2,404	31	16,694.72	24,823.57	6.42	7	30204000
18,810,000	0.400	---	---	---	08/07/2010	14/11/2007	---	VARVERIS - MODA BAGNO SA (CR)	2.5	-3.10	E	2.58	21/02/2024	2.48	2.48	2.58	2.5	2.522	72@2.50	407@2.58	---	---	3,828	15	9,653.56	47,025.00	1.9	2.98	40401025
23,986,500	1.04	---	---	---	26/06/2009	28/08/2023	---	BIOKARPET S.A.(CR)	2.86	2.51	P	2.79	21/02/2024	2.82	2.82	2.94	2.86	2.855	300@2.84	100@2.88	---	---	86,635	98	247,376.17	68,601.39	2.66	3.13	50101035
24,060,000	0.300	0.055	0.075	---	25/04/2023	01/07/2019	---	GEN. COMMERCIAL & IND.SA (CR)	1.82	-1.09	E	1.84	21/02/2024	1.84	1.79	1.84	1.84	1.82	2000@1.81	200@1.83	---	2022	4,318	15	7,857.10	43,789.20	1.72	1.95	50205010
15,878,748	0.480	---	---	---	10/07/2006	22/03/2004	---	DOMIKI KRITIS SA (CR)	4.33	-1.59	E	4.4	21/02/2024	4.4	4.24	4.4	4.33	4.275	149@4.24	462@4.33	---	---	8,718	40	37,271.18	68,754.98	3.07	4.7	50101010
34,720,000	0.310	---	---	---	16/06/2010	01/08/2007	---	DROMEAS SA (CR)	0.34	-5.82	E	0.361	21/02/2024	0.369	0.335	0.37	0.34	0.34	2700@0.338	179@0.346	---	---	94,000	117	31,922.40	11,804.80	0.333	0.396	40202015
13,673,200	0.420	---	---	---	18/07/2008	26/07/2001	---	EVROFARMA SA (CR)	1.4	2.19	P	1.37	21/02/2024	1.37	1.35	1.43	1.4	1.406	2700@1.38	2221@1.43	---	---	22,108	62	31,080.37	19,142.48	1.2	1.54	45102020
18,410,839	1.00	0.262	0.202	---	23/08/2023	10/09/2010	---	ELASTRON (CR)	2.56	-1.92	E	2.61	21/02/2024	2.62	2.55	2.64	2.56	2.576	1200@2.55	200@2.59	---	---	48,297	140	124,430.59	47,131.75	2.45	2.84	55102010
3,307,500	0.210	---	0.4	---	13/10/2023	30/11/2022	---	ELVE SA (CR)	5.1	-0.97	E	5.15	21/02/2024	5.15	4.86	5.25	5.25	5.089	174@4.86	20@5.20	---	2022	80	7	407.10	16,868.25	4.7	5.4	40204020
23,828,130	0.500	0.0737	---	---	18/07/2022	17/02/2009	---	ELINOIL S.A. (CR)	2.34	1.30	P	2.31	21/02/2024	2.35	2.32	2.36	2.34	2.34	200@2.32	1497@2.34	---	---	6,803	49	15,917.39	55,757.82	2.25	2.55	60101020
19,864,886	5.60	0.672	0.672	---	20/04/2023	02/07/2008	---	BANK OF GREECE (CR)	13.95	1.09	P	13.8	21/02/2024	13.8	13.7	14	13.95	13.841	100@13.80	105@13.85	---	---	5,308	70	73,470.45	277,115.16	13.6	14.9	30101010



Daily Official List

Year: 145 Trading Day No: 38

Section 2: Analytic Figures of Shares Transactions

Thursday, 22 February, 2024

Number of Outstanding Securities	Nominal Value	Dividends [1]			Date of Last Coupon		Note	Shares	Closing price	% change	Previous closing price/date	Open price	Price min	Price max	Last price	Avg price	Last Bid [7]	Last Ask [7]	P/E after tax	Year	Volume	Trades	Transactions Value[8]	Company Mkt Value (thou. €)	Year low	Year high	Sector[4]	
		2021	2022	2023	Dividend [2]	Right																						
10,500,000	0.950	---	---	---	24/06/2008	21/07/2023	---	MEVACO SA (CR)	4.3	2.38 P	4.2	21/02/2024	4.28	4.2	4.32	4.2	4.291	100@4.16	400@4.26	---	2022	3,371	11	14,464.72	45,150.00	3.62	4.32	55102015
57,434,884	1.17	---	---	---	05/06/2008	12/06/2009	---	REDS S.A. (CR)	2.31	---	2.31	21/02/2024	---	---	---	---	200@2.31	1600@2.42	---	---	---	---	---	---	132,674.58	2.26	2.5	35101010
205,177,538	0.500	0.02	0.03	---	23/06/2023	28/12/2023	---	TRASTOR REAL EST. INV. CO.(CR)	1.13	---	1.13	21/02/2024	1.13	1.13	1.14	1.14	1.131	317@1.14	55@1.16	---	---	2,354	7	2,662.02	231,850.62	1.12	1.42	35102000
15,300,000	0.300	---	---	---	30/07/2009	13/12/1999	---	ATTICA PUBLICATIONS SA (CR)	0.344	---	0.344	21/02/2024	---	---	---	---	2500@0.310	980@0.376	---	---	---	---	---	---	5,263.20	0.292	0.348	40301030
6,325,000	0.600	0.19	0.153	---	03/07/2023	17/02/2014	---	VOYATZOGLOU (CR)	2.3	---	2.3	21/02/2024	---	---	---	---	100@2.28	80@2.36	---	---	---	---	---	---	14,547.50	2.26	2.7	50205010
15,000,000	0.300	---	---	---	06/07/2007	18/07/2000	---	DAIOS PLASTICS SA (CR)	3.8	---	3.8	21/02/2024	---	---	---	---	---	201@4.16	---	---	---	---	---	---	57,000.00	3.18	4.18	50203015
86,735,980	0.310	---	---	---	06/07/2009	07/09/2023	---	ATHENS MEDICAL CENTER SA (CR)	1.78	-0.84 E	1.795	21/02/2024	1.795	1.78	1.82	1.78	1.804	104@1.78	995@1.81	---	---	3,062	41	5,522.59	154,390.04	1.75	2.03	20101025
2,760,000	11.83	11	11.8	---	14/06/2023	16/07/1990	---	KARELIA (CR)	338	0.60 P	336	21/02/2024	336	336	340	338	336.968	5@334.00	4@338.00	---	---	31	6	10,446.00	932,880.00	330	350	45103010
6,700,000	0.800	0.047	0.047	---	23/08/2023	29/05/2014	---	MILLS KEPENOS (CR)	2.02	---	2.02	21/02/2024	---	---	---	---	980@2.00	188@2.14	---	2022	---	---	---	---	13,534.00	1.96	2.26	45102020
18,017,472	0.360	---	---	---	09/09/2022	28/08/2017	---	KTIMA KOSTAS LAZARIDIS SA (CR)	1.69	---	1.69	21/02/2024	---	---	---	---	350@1.67	92@1.74	---	---	---	---	---	---	30,449.53	1.68	1.88	45101015
21,364,000	1.12	---	0.4	---	21/08/2023	08/03/2023	---	LAMPASA HOTEL SA (CR)	29	---	29	21/02/2024	29	29	29	29	60@29.00	170@29.60	---	---	---	100	1	2,900.00	619,556.00	28.4	32.4	40501025
32,188,050	1.04	---	---	---	21/07/2008	20/01/2000	---	MOUZAKIS (CR)	0.82	---	0.82	21/02/2024	---	---	---	---	300@0.765	100@0.850	---	---	---	---	---	---	26,394.20	0.67	0.92	55101020
8,321,682	0.670	---	---	---	17/08/2007	23/11/1999	---	N. LEVENTERIS (CR)	0.3	---	0.3	21/02/2024	0.32	0.32	0.328	0.328	0.327	1000@0.330	145@0.320	---	2022	1,175	2	384.00	3,157.62	0.27	0.364	55102010
6,340,000	0.600	0.17	0.1	0.2	11/12/2023	11/01/2024	---	NAKAS MUSIC	2.82	---	2.82	21/02/2024	2.82	2.6	2.88	2.82	2.78	35@2.68	19@2.88	---	---	130	6	361.36	17,878.80	2.54	3.16	40401030
10,080,000	3.00	1.5	1.45	---	11/05/2023	27/08/2001	---	TPA SA (CR)	21.4	---	21.4	21/02/2024	21.4	21.4	21.6	21.4	21.46	1215@21.30	160@21.60	---	---	1,091	23	23,412.40	215,712.00	21.2	23.5	50206060
27,379,200	0.980	---	0.45	---	01/08/2023	29/08/2022	---	CRETE PLASTICS SA (CR)	15.8	---	15.8	21/02/2024	15.8	15.8	15.8	15.8	15.8	150@15.10	144@15.80	---	---	178	2	2,812.40	432,591.36	14.6	16.4	50203015
255,494,534	2.71	0.279	0.255	0.11	11/12/2023	30/09/2021	---	PRODEA (CR)	7.35	---	7.35	21/02/2024	7.35	7.35	7.35	7.35	7.35	331@7.20	90@7.85	---	---	118	1	867.30	1,877,884.82	7	7.95	35102000
4,181,450	0.500	---	---	---	21/08/2000	05/03/2002	---	FLOUR MILLS SARANTOPOULOS SA	1.07	---	1.07	21/02/2024	---	---	---	---	500@0.965	160@1.06	---	---	---	---	---	---	4,474.15	0.965	1.07	45102020

Exchange Traded Funds (ETFs)

924,675	---	---	---	---	15/06/2016	---	ALPHA ETF FTSE Athex Large Cap	34.86	0.22 P	34.785	21/02/2024	35	34.76	35.48	34.86	34.783	2000@34.79	8@35.36	---	---	35,096	49	1,220,746.99	---	31.58	38	12003
---------	-----	-----	-----	-----	------------	-----	--------------------------------	-------	--------	--------	------------	----	-------	-------	-------	--------	------------	---------	-----	-----	--------	----	--------------	-----	-------	----	-------

Surveillance

89,078,604	0.040	---	---	---	07/07/2010	16/01/2024	5160	FRIGOGLOSS SA (CR)	0.342	-9.52 E	0.378	21/02/2024	0.376	0.342	0.376	0.342	0.343	---	500@0.368	---	---	101,007	38	34,670.43	30,464.88	0.256	0.44	50204000
65,326,268	0.530	---	---	---	04/07/2007	19/07/2006	4750	SATO SA (CR)	0.065	-2.99 E	0.067	21/02/2024	0.065	0.065	0.065	0.065	0.065	---	9900@0.062	---	---	60,440	17	3,928.60	4,246.21	0.027	0.067	40202015
13,191,620	0.620	---	---	---	04/08/2010	09/09/2002	5232	YALCO - CONSTANTINOU (CR)	0.2	---	0.2	21/02/2024	---	---	---	---	1266@0.181	350@0.199	---	---	---	---	---	---	2,638.32	0.178	0.208	40202020
17,579,754	4.16	---	---	---	18/08/2006	02/08/2010	---	BIOTER SA (CR)	0.366	-9.85 E	0.406	21/02/2024	0.366	0.366	0.366	0.366	0.366	---	6040@0.366	---	---	90,714	55	33,201.32	6,434.19	0.2	0.436	50101010
54,654,600	0.050	---	---	---	01/07/1998	30/12/2022	5275	VIS SA (CR)	0.26	---	0.26	21/02/2024	0.26	0.26	0.26	0.26	0.26	5000@0.234	953@0.260	---	2022	1,500	3	390.00	14,210.20	0.22	0.288	50203030
51,754,364	0.300	---	---	---	23/12/2003	24/01/2007	5197	SELECTED TEXT. IND. ASSOC (CR)	0.15	---	0.15	21/02/2024	0.15	0.136	0.15	0.136	0.143	---	3052@0.148	---	---	1,890	2	270.48	7,763.15	0.108	0.155	55101020
15,842,391	1.51	---	---	---	15/07/2009	12/05/2000	5141	BITROS HOLDING SA (CR)	0.755	---	0.755	21/02/2024	0.755	0.755	0.755	0.755	0.755	---	300@0.730	---	---	2,500	1	1,887.50	11,961.01	0.46	0.755	55102010
24,319,250	0.300	---	---	---	09/07/2002	04/07/2007	5165	PROODEFTIKH SA (CR)	0.33	---	0.33	21/02/2024	0.33	0.33	0.33	0.33	0.33	300@0.322	7030@0.330	---	---	600	1	198.00	8,025.35	0.316	0.4	50101010
28,438,268	0.070	---	---	---	21/08/2006	24/11/1999	5253	SPIROY AGRICULTURE SA (CR)	0.226	---	0.226	21/02/2024	0.214	0.214	0.214	0.214	0.214	49@0.214	---	---	---	511	3	109.35	6,427.05	0.175	0.252	45102010
1,011,000	1.00	---	---	---	01/07/2004	11/12/2012	5193	TRIA ALFA SA (CR)	8.4	---	8.4	21/02/2024	---	---	---	---	20@7.65	20@8.40	---	2022	---	---	---	---	8,492.40	6.65	8.4	55101020

Suspension Status

12,417,000	0.310	---	---	---	27/08/2019	28/08/2017	5233	MLS MULTIMEDIA SA (CR)	0.57	---	0.57	12/05/2020	---	---	---	---	---	---	---	---	---	---	---	---	---	7,077.69	0.57	0.57	10101015
6,330,002	0.300	---	---	---	25/06/2002	15/03/2019	5278	VARVARESSOS (CR)	0.24	---	0.24	02/05/2023	---	---	---	---	---	---	---	---	---	---	---	---	---	1,519.20	0.24	0.24	55101020
3,961,300	1.28	---	---	---	29/06/2004	03/08/2000	5248	DUROS SA (CR)	0.25	---	0.25	24/04/2023	---	---	---	---	---	---	---	---	---	---	---	---	---	990.33	0.25	0.25	40204020
7,125,216	0.650	---	---	---	01/07/2005	14/12/1999	4955	KRE.KA SA (CR)	0.28	---	0.28	06/04/2023	---	---	---	---	---	---	---	---	---	---	---	---	---	1,995.06	0.28	0.28	45102010
7,734,375	1.00	---	---	---	09/07/2007	07/01/2011	5277	LIVANIS SA (CR)	0.125	---	0.125	28/04/2023	---	---	---	---	---	---	---	---	---	---	---	---	---	966.80	0.125	0.125	40301030

## Shares' Notes

Code	Note text
( )	- Adjusted dividends.
*	- Last adjusted closing price.
[1]	- Net dividends.
[2]	- The "Date of Last Coupon" for New listings refers to the date company's stocks started to trade in Athex
[3]	- The Company Market Value is referred to the number of outstanding shares
[4]	- Sectors codification can be found in Appendix A
[5]	- The Market Value refers to the total number of shares listed (including their several classes) in the exchange by the company.
[6]	- P/E greater than 100
[7]	- Last view of the Order Book before the end of the trading session
[8]	- All Blocks Methods' Transactions Value are included.
4750	- Transfer to the Under Surveillance Category from 8/4/2011.
4955	- Transfer to the Surveillance Category as from 5/4/2013.
5093	- Transfer to the Surveillance Category as of 8/4/2015.
5141	- Transfer to the Surveillance Category as of 10/05/2017.
5160	- Transfer to the Surveillance Category as of 15/04/2016.
5165	- Transfer to the Surveillance Category as of 15/02/2018.
5193	- Transfer to the Surveillance Category as of 25/10/2018.
5197	- Transfer to the Surveillance Category as of 07/11/2018.
5232	- Transfer to the Under Surveillance Category from 08/04/2011.
5233	- Suspension of trading as of 13/05/2020.
5248	- Transfer to the Surveillance Category as of 06/09/20116.
5253	- Transfer to the Surveillance Category as of 14/5/2021.
5275	- Transfer to the Surveillance Category as of 09/07/2020.
5277	- Suspension of trading as of 02/05/2023.
5278	- Suspension of trading as of 03/05/2023.

## Securities Blocks Details

Securities	Block Volume	Price	Block Trade Value	Time of approval	Note
TERNA ENERGY (CR)	39,004	16.30	635,765.20	10:52:11	20
AUTOHELLAS SA (CR)	40,000	13.76	550,400.00	10:59:44	20
NATIONAL BANK (CR)	75,000	7.22	541,500.00	11:21:25	20
PIRAEUS FINANCIAL HOLD (CR)	100,000	3.98	397,600.00	11:26:20	20
NATIONAL BANK (CR)	719,570	7.20	5,182,343.14	11:58:48	20
NATIONAL BANK (CR)	207,900	7.20	1,497,711.60	12:08:20	20
LAMDA DEVELOPMENT SA (CR)	67,000	6.96	466,320.00	13:25:28	20
EUROBANK HOLDINGS (CR)	250,000	1.90	475,500.00	13:29:43	20
EUROBANK HOLDINGS (CR)	336,000	1.90	637,392.00	13:36:33	20
LAMDA DEVELOPMENT SA (CR)	40,000	6.90	276,000.00	13:38:17	20
LAMDA DEVELOPMENT SA (CR)	64,812	6.90	447,202.80	13:41:47	20
ALPHA SERVICES HOLD (CR)	273,000	1.71	467,785.50	14:25:36	20
HELLENIQ ENERGY (CR)	25,000	8.16	204,000.00	15:57:35	20
HELLENIQ ENERGY (CR)	50,000	8.17	408,500.00	16:04:58	20
EUROBANK HOLDINGS (CR)	250,000	1.90	475,000.00	16:10:21	20
NATIONAL BANK (CR)	347,000	7.26	2,518,526.00	17:00:47	20

## Blocks Notes

9 - Method 6-1 / Special Fees

10 - Method 6-1 / Special Fees, SDS

14 - Method 6-3 / Settlement, Incomplete Buy and Sell

18 - Method 6-2 / SPOT 1

19 - Method 6-2 / SPOT 2

20 - Method 6-1 and Method 6-1 Same Day Settlement

21 - Other Pre-agreed

Shares Rights Details

Occured date	Exercise from	Exercise until	Trading until	Rights	Price min	Price max	Closing price	Last Bid	Last Ask	Volume	Trades	Transactions Value
--------------	---------------	----------------	---------------	--------	-----------	-----------	---------------	----------	----------	--------	--------	--------------------

No Rights Transactions.

---

### Forced Sales Details

---

Securities	Category of Security	Transactions Volume	Number of Trades	Transactions Value	Note
------------	----------------------	------------------------	---------------------	-----------------------	------

---

No Forced Transactions.

---

---

### Forced Sales Notes

---

- 1 - Compulsory Public Forced Sales
- 2 - Forced Sales of Fixed Registered Shares
- 3 - Forced Sales of Remaining Fractional Shares



## Exchange Traded Funds (ETFs) Characteristics

	Transactions Date (T)	Creation / Redemption	Units (T-1)	New Units (T-1)	Redemption Units (T-1)	Units (T) [1]	Fund Assets [2]	Net Unit Price	Dividend per Unit	Dividend Date
ALPHA ETF FTSE Athex Large Cap	22/02/2024	5,000	924,675	---	---	924,675	32,173,180.00	34.7940	0.62	03/07/2023

## ETFs Notes

[1] - Units (T) = Units (T-1) + New Units (T-1) - Redemption Units (T-1)

[2] - The Creation / Redemption Units of T-1 are included.

## Non Convertible Corporate Bonds - Regulated Market

Num Listed Bonds	Nominal price	Issue price	Today's Rate	Exp. Date	Duration (years)	Note	Coupon		Trading Unit	Corporate Bonds	Accrued Int.	Yield.T.Mat	Price min	Price max	Closing price	Previous closing price/date	Volume	Transactions Value	Last order		ear min	Year max		
							Common	Preferred											Price	Buy / Sell			Date	
230,000	1,000.00	1,000.00	4.70	12/07/2029	7	---	4	---	1	LAMDA DEVELOPMENT S.A. (Non convertible)	5.8750	4.5330	99.2000	99.6000	99.2000	99.0540	21/02/2024	43,000	43,022.62	99.0000	B	22/02/2024	98.3500	101.2000
320,000	1,000.00	1,000.00	3.40	21/07/2027	7	---	8	---	1	LAMDA DEVELOPMENT S.A. (Non Convertible)	3.3056	4.8270	93.0000	94.0000	94.0000	93.8850	21/02/2024	135,000	126,597.26	93.5000	B	22/02/2024	92.0000	96.6083
200,000	1,000.00	1,000.00	2.10	27/10/2027	7	---	7	---	1	O.P.A.P. S.A. (Non Convertible)	7.1167	3.7290	93.3000	93.9000	93.7996	92.9240	21/02/2024	189,000	178,626.24	92.3187	B	22/02/2024	90.5800	94.5034
200,000	1,000.00	1,000.00	1.90	23/03/2028	7	---	6	---	1	MOTOR OIL CORINTH REFINERIES SA (Non Convertible)	8.1278	4.1290	90.8000	91.5000	91.2955	91.0900	21/02/2024	134,000	123,425.13	91.0510	B	22/02/2024	90.8000	92.4499
100,000	1,000.00	1,000.00	2.70	25/05/2026	5	---	6	---	1	COSTAMARE PARTICIPATIONS PLC (Non Convertible)	6.8250	4.6250	95.0000	95.3000	95.3000	95.2000	21/02/2024	15,000	14,385.38	95.3000	B	22/02/2024	92.6789	97.0000
300,000	1,000.00	1,000.00	2.30	20/07/2028	7	---	6	---	1	PRODEA REIC S.A.(Non Convertible)	2.2361	4.8790	89.0001	89.4500	89.4500	89.3000	21/02/2024	9,000	8,057.63	89.4000	B	22/02/2024	86.1234	92.3500
150,000	1,000.00	1,000.00	2.65	22/10/2026	5	---	5	---	1	CPLP SHIPPING HOLDINGS PLC (Non Convertible)	9.2750	4.8330	94.0500	94.0600	94.0567	94.0610	21/02/2024	3,000	2,849.53	94.0600	B	22/02/2024	93.5000	95.0000
250,000	1,000.00	1,000.00	2.45	16/11/2028	7	---	5	---	1	ELVALHALCOR S.A. (Non Convertible)	6.9417	4.6290	90.1100	90.9999	90.4137	90.4000	21/02/2024	49,000	44,642.84	90.5000	B	22/02/2024	88.4206	93.3000
120,000	1,000.00	1,000.00	2.65	06/12/2028	7	---	5	---	1	NOVAL PROPERTY REIC (Non Convertible)	6.0361	4.5860	91.0000	91.3000	91.2231	90.7500	21/02/2024	26,000	23,874.94	91.0000	B	22/02/2024	88.5000	93.1999
500,000	1,000.00	1,000.00	2.75	03/07/2027	7	---	8	---	1	GEK TERNA S.A. (Non Convertible)	4.1250	4.7530	92.6100	93.2500	92.7100	93.0000	21/02/2024	115,000	107,366.68	92.7100	B	22/02/2024	91.6000	93.7000
100,000	1,000.00	1,000.00	2.95	11/02/2027	5	---	5	---	1	SAFE BULKERS PARTICIPATIONS PLC (Non Convertible)	1.1472	4.9940	93.8500	93.8500	93.8500	93.7500	21/02/2024	3,000	2,818.94	93.8500	B	22/02/2024	93.3364	97.0000
175,000	1,000.00	1,000.00	3.40	26/07/2024	5	---	10	---	1	ATTICA HOLDINGS S.A. (Non Convertible)	2.9278	4.9390	99.0000	99.0500	99.0225	99.1000	21/02/2024	28,000	27,808.28	99.1000	B	22/02/2024	98.5000	99.3400
100,000	1,000.00	1,000.00	4.40	26/07/2029	7	---	4	---	1	CPLP SHIPPING HOLDINGS PLC (Non Convertible)	3.7889	4.8890	95.5103	96.9980	96.3885	96.5540	21/02/2024	18,000	17,418.13	95.5102	B	22/02/2024	96.2000	100.2438
200,000	1,000.00	1,000.00	3.60	12/03/2026	7	---	10	---	1	AEGEAN AIRLINES S.A. (Non Convertible)	16.7000	3.9290	97.6580	98.0000	98.0000	97.6580	21/02/2024	36,000	35,853.84	98.0000	B	22/02/2024	96.7110	99.3000
150,000	1,000.00	1,000.00	2.60	22/10/2026	7	---	9	---	1	TERNA ENERGY FINANCE S.A. (Non Convertible)	9.1000	4.5710	93.6802	94.0000	94.0000	94.0000	21/02/2024	25,000	23,715.11	93.7000	B	22/02/2024	92.8293	95.5999
100,000	1,000.00	1,000.00	2.80	25/01/2027	5	---	5	---	1	PREMIA S.A. (Non Convertible)	2.4889	5.2130	93.0100	93.0100	93.0100	93.0100	21/02/2024	14,000	13,056.24	93.0100	B	22/02/2024	90.9974	94.9989
500,000	1,000.00	1,000.00	4.00	10/07/2030	7	---	2	---	1	MYTILINEOS S.A. (Non Convertible)	5.2222	3.9930	99.3000	99.6500	99.5200	99.3600	21/02/2024	263,000	263,145.06	99.4600	B	22/02/2024	98.7000	100.6000
100,000	1,000.00	1,000.00	5.50	15/12/2028	5	---	1	---	1	IDEAL HOLDINGS S.A. (Non Convertible)	11.1528	4.9260	102.0001	102.5000	102.0546	102.2000	21/02/2024	11,000	11,348.69	102.0100	B	22/02/2024	100.6502	103.4000

## Corporate Bonds Notes

Transactions Volume = (Pieces) \* (Nominal Price). Transactions Value = (Pieces) \* (Nominal Price) \* (price %) + (Accrued interest).

The price of a Bond is stated as a percentage (%) of Bond's Nominal Price.

Nominal Price in Euros (€), except if it is noted differently.

## Non Convertible Corporate Bonds - Regulated Market

Num Listed Bonds	Nominal price	Issue price	Today's Rate	Exp. Date	Duration (years)	Note	Coupon		Trading Unit	Corporate Bonds	Accrued Int.	Yield.T.Mat	Price min	Price max	Closing price	Previous closing price/date	Volume	Transactions Value	Last order		ear min	Year max		
							Common	Preferred											Price	Buy / Sell			Date	
200,000	1,000.00	1,000.00	4.25	23/01/2029	5	---	1	---	1	AUTOHELLAS S.A. (Non Convertible)	4.0139	4.2800	98.8300	99.9989	99.8162	99.2750	21/02/2024	51,000	50,769.24	99.2500	B	22/02/2024	97.5000	101.0000
120,000	1,000.00	1,000.00	3.95	04/04/2025	7	---	12	---	1	GEK TERNA S.A. (Non Convertible)	15.9097	4.2460	98.6000	98.6000	98.6000	98.6000	21/02/2024	1,000	1,001.91	98.6000	B	22/02/2024	98.6000	99.7800
300,000	1,000.00	1,000.00	2.30	14/12/2028	7	---	5	---	1	GEK TERNA S.A. (Non Convertible)	4.7278	5.3980	86.5000	87.1000	86.9667	87.0420	21/02/2024	21,000	18,362.28	87.1000	B	22/02/2024	85.0000	89.9890

## Corporate Bonds Notes

Transactions Volume = (Pieces) \* (Nominal Price). Transactions Value = (Pieces) \* (Nominal Price) \* (price %) + (Accrued interest).

The price of a Bond is stated as a percentage (%) of Bond's Nominal Price.

Nominal Price in Euros (€), except if it is noted differently.

## Government Bonds

Number Listed Bonds	Nominal price	Today's Rate	Accrued Interest Calc	Exp. Date [1]	Duration (years)	Note	Coupons Date	Curr. coupon value	Trading Unit	Government Bonds	Price min	Price max	Closing price	Previous closing price/date	Volume	Transactions Value	Price	Last order Buy / Sell	Date
4,500,000	1,000.00	1.88	Actual/Actual	04/02/2035	15	---	04/02	1.88	1	GGB-FXD-040235-15Y-1.875-1.000	---	---	---	---	---	---	---	---	---
1,805,793	1,000.00	3.45	Actual/Actual	02/04/2024	5	---	02/04	3.45	1	GGB-FXD-020424-05Y-3.450-1.000	---	---	---	---	---	---	---	---	---
6,000,000	1,000.00	0.75	Actual/Actual	18/06/2031	10	---	18/06	0.75	1	GGB-FXD-180631-10Y-0.750-1.000	---	---	---	---	---	---	---	---	---
3,150,000	1,000.00	3.88	Actual/Actual	15/06/2028	5	---	15/06	3.88	1	GGB-FXD-150628-05Y-3.875-1.000	---	---	---	---	---	---	---	---	---
5,962,747,327	1.00	3.75	Actual/Actual	30/01/2028	10	---	/02 - 01/02 - 31/	3.75	1	GGB-FXD-300128-10Y-3.750-1.00	---	---	---	85.4610 13/07/2018	---	---	1.0000	B	28/11/2018
7,067,309,386	1.00	3.90	Actual/Actual	30/01/2033	15	---	/02 - 01/02 - 31/	3.90	1	GGB-FXD-300133-15Y-3.900-1.00	---	---	---	78.6730 13/07/2018	---	---	1.0000	B	28/11/2018
5,622,848,349	1.00	4.00	Actual/Actual	30/01/2037	19	---	/02 - 01/02 - 31/	4.00	1	GGB-FXD-300137-19Y-4.000-1.00	---	---	---	77.0370 13/07/2018	---	---	1.0000	B	28/11/2018
5,476,770,669	1.00	4.20	Actual/Actual	30/01/2042	24	---	/02 - 01/02 - 31/	4.20	1	GGB-FXD-300142-24Y-4.200-1.00	---	---	---	77.7640 13/07/2018	---	---	1.0000	B	28/11/2018
4,000,000	1,000.00	3.38	Actual/Actual	15/06/2034	10	---	15/06	3.38	1	GGB-FXD-150634-10Y-3.375-1.000	---	---	---	---	---	---	---	---	---
48,794,718	1.00	4.30	Actual/Actual	24/02/2024	12	---	24/02	4.30	1	GGB-FXD-240224-12Y-2.000-1.00	---	---	---	10.0000 22/06/2015	---	---	---	---	---
40,248,141	1.00	4.30	Actual/Actual	24/02/2025	13	---	24/02	4.30	1	GGB-FXD-240225-13Y-2.000-1.00	---	---	---	10.0000 22/06/2015	---	---	---	---	---
59,586,043	1.00	4.30	Actual/Actual	24/02/2026	14	---	24/02	4.30	1	GGB-FXD-240226-14Y-2.000-1.00	---	---	---	10.0000 22/06/2015	---	---	---	---	---
41,118,344	1.00	4.30	Actual/Actual	24/02/2027	15	---	24/02	4.30	1	GGB-FXD-240227-15Y-2.000-1.00	---	---	---	10.0000 22/06/2015	---	---	---	---	---
45,137,734	1.00	4.30	Actual/Actual	24/02/2028	16	---	24/02	4.30	1	GGB-FXD-240228-16Y-2.000-1.00	---	---	---	10.0000 22/06/2015	---	---	---	---	---
61,768,888	1.00	4.30	Actual/Actual	24/02/2029	17	---	24/02	4.30	1	GGB-FXD-240229-17Y-2.000-1.00	---	---	---	10.0000 22/06/2015	---	---	---	---	---
54,567,744	1.00	4.30	Actual/Actual	24/02/2030	18	---	24/02	4.30	1	GGB-FXD-240230-18Y-2.000-1.00	---	---	---	10.0000 22/06/2015	---	---	---	---	---
37,541,515	1.00	4.30	Actual/Actual	24/02/2031	19	---	24/02	4.30	1	GGB-FXD-240231-19Y-2.000-1.00	---	---	---	10.0000 22/06/2015	---	---	---	---	---
37,558,317	1.00	4.30	Actual/Actual	24/02/2032	20	---	24/02	4.30	1	GGB-FXD-240232-20Y-2.000-1.00	---	---	---	10.0000 22/06/2015	---	---	---	---	---
37,473,732	1.00	4.30	Actual/Actual	24/02/2033	21	---	24/02	4.30	1	GGB-FXD-240233-21Y-2.000-1.00	---	---	---	10.0000 22/06/2015	---	---	---	---	---
33,888,293	1.00	4.30	Actual/Actual	24/02/2034	22	---	24/02	4.30	1	GGB-FXD-240234-22Y-2.000-1.00	---	---	---	10.0000 22/06/2015	---	---	---	---	---
35,177,800	1.00	4.30	Actual/Actual	24/02/2035	23	---	24/02	4.30	1	GGB-FXD-240235-23Y-2.000-1.00	---	---	---	10.0000 22/06/2015	---	---	---	---	---
35,547,268	1.00	4.30	Actual/Actual	24/02/2036	24	---	24/02	4.30	1	GGB-FXD-240236-24Y-2.000-1.00	---	---	---	10.0000 22/06/2015	---	---	---	---	---
40,246,306	1.00	4.30	Actual/Actual	24/02/2037	25	---	24/02	4.30	1	GGB-FXD-240237-25Y-2.000-1.00	---	---	---	10.0000 22/06/2015	---	---	---	---	---
37,643,952	1.00	4.30	Actual/Actual	24/02/2038	26	---	24/02	4.30	1	GGB-FXD-240238-26Y-2.000-1.00	---	---	---	10.0000 22/06/2015	---	---	---	---	---
36,977,100	1.00	4.30	Actual/Actual	24/02/2039	27	---	24/02	4.30	1	GGB-FXD-240239-27Y-2.000-1.00	---	---	---	10.0000 22/06/2015	---	---	---	---	---
41,615,000	1.00	4.30	Actual/Actual	24/02/2040	28	---	24/02	4.30	1	GGB-FXD-240240-28Y-2.000-1.00	---	---	---	10.0000 22/06/2015	---	---	---	---	---
42,227,208	1.00	4.30	Actual/Actual	24/02/2041	29	---	24/02	4.30	1	GGB-FXD-240241-29Y-2.000-1.00	---	---	---	10.0000 22/06/2015	---	---	---	---	---
68,288,487	1.00	4.30	Actual/Actual	24/02/2042	30	---	24/02	4.30	1	GGB-FXD-240242-30Y-2.000-1.00	---	---	---	10.0000 22/06/2015	---	---	---	---	---
4,000,000	1,000.00	3.88	Actual/Actual	12/03/2029	10	---	12/03	3.88	1	GGB-FXD-120329-10Y-3.875-1.000	---	---	---	---	---	---	100.0000	B	15/10/2019
4,500,000	1,000.00	0.00	Actual/Actual	12/02/2026	5	---	12/02	0.00	1	GGB-FXD-120226-05Y-0.000-1.000	---	---	---	---	---	---	---	---	---
2,209,163	1,000.00	3.38	Actual/Actual	15/02/2025	7	---	15/02	3.38	1	GGB-FXD-150225-07Y-3.375-1.000	---	---	---	---	---	---	---	---	---
964,000	1,000.00	3.25	Actual/Actual	20/03/2025	6	---	20/03	3.25	1	GGB-FXD-200325-06Y-3.250-1.000	---	---	---	---	---	---	---	---	---
2,100,000	1,000.00	3.55	Actual/Actual	20/03/2026	7	---	20/03	3.55	1	GGB-FXD-200326-07Y-3.550-1.000	---	---	---	---	---	---	---	---	---
5,500,000	1,000.00	1.50	Actual/Actual	18/06/2030	10	---	18/06	1.50	1	GGB-FXD-180630-10Y-1.500-1.000	---	---	---	---	---	---	---	---	---

## Government Bonds Notes

Transactions Volume = (Pieces) \* (Nominal Price). Transactions Value = (Pieces) \* (Nominal Price) \* (price %) + (Accrued interest).

The Value of current coupon for the issues with NV 0.01 euro refers to NV 100 euros

FLR: Floating Interest Rate.

[1] - The Expiration Date of the interest bearing period and the Date for coupon payment.

## Government Bonds

Number Listed Bonds	Nominal price	Today's Rate	Accrued Interest Calc	Exp. Date [1]	Duration (years)	Note	Coupons Date	Curr. coupon value	Trading Unit	Government Bonds	Price min	Price max	Closing price	Previous closing price/date	Volume	Transactions Value	Price	Last order Buy / Sell	Date
3,500,000	1,000.00	4.38	Actual/Actual	18/07/2038	15	---	18/07	4.38	1	GGB-FXD-180738-15Y-4.375-1.000	---	---	---	---	---	---	---	---	---
40,000	1,000.00	4.67	FLR Actual/360	18/09/2024	1	---	18/09 - 19/03	---	1	GGB-FLT-180924-01Y-4.670-1.000	---	---	---	---	---	---	---	---	---
5,364,250	1,000.00	3.25	Actual/Actual	20/03/2050	30	---	20/03	3.25	1	GGB-FXD-200350-30Y-3.250-1.000	---	---	---	---	---	---	---	---	---
3,924,361	1,000.00	2.00	Actual/Actual	22/04/2027	7	---	22/04	2.00	1	GGB-FXD-220427-07Y-2.000-1.000	---	---	---	---	---	---	99.9000	B	22/04/2020
2,500,000	1,000.00	1.88	Actual/Actual	23/07/2026	7	---	23/07	1.88	1	GGB-FXD-230726-07Y-1.875-1.000	---	---	---	---	---	---	---	---	---
4,700,000	1,000.00	4.25	Actual/Actual	15/06/2033	10	---	15/06	4.25	1	GGB-FXD-150633-10Y-4.250-1.000	---	---	---	---	---	---	---	---	---
3,500,000	1,000.00	1.88	Actual/Actual	24/01/2052	30	---	24/01	1.88	1	GGB-FXD-240152-30Y-1.875-1.000	---	---	---	---	---	---	---	---	---
3,700,000	1,000.00	1.75	Actual/Actual	18/06/2032	10	---	18/06	1.75	1	GGB-FXD-180632-10Y-1.750-1.000	---	---	---	---	---	---	---	---	---
2,200,000	1,000.00	1.13	FLR Actual/360	15/12/2027	5	---	- 15/12 - 15/03 -	---	1	GGB-FLT-151227-05Y-1.130-1.000	---	---	---	---	---	---	102.1600	B	30/12/2022

## Government Bonds Notes

Transactions Volume = (Pieces) \* (Nominal Price). Transactions Value = (Pieces) \* (Nominal Price) \* (price %) + (Accrued interest).

The Value of current coupon for the issues with NV 0.01 euro refers to NV 100 euros

FLR: Floating Interest Rate.

[1] - The Expiration Date of the interest bearing period and the Date for coupon payment.

Treasury Bills & Zero Coupon Government Bonds

Issue Date	13-Week Maturity									26-Week Maturity									52-Week Maturity								
	Exp. Date	Initial Rate	Num Listed Bonds	Nominal price	Issue price	Last Trade Price	Last Trade Date	Volume Traded	Note	Exp. Date	Initial Rate	Num Listed Bonds	Nominal price	Issue price	Last Trade Price	Last Trade Date	Volume Traded	Note	Exp. Date	Initial Rate	Num Listed Bonds	Nominal price	Issue price	Last Trade Price	Last Trade Date	Volume Traded	Note
10/03/2023	---	---	---	---	---	---	---	---	---	---	---	---	---	---	---	---	---	---	08/03/2024	3.75	1,000,000	1,000.00	963.46	---	---	---	---
09/06/2023	---	---	---	---	---	---	---	---	---	---	---	---	---	---	---	---	---	---	07/06/2024	3.84	1,600,000	1,000.00	962.60	---	---	---	---
08/09/2023	---	---	---	---	---	---	---	---	---	---	---	---	---	---	---	---	---	---	06/09/2024	3.81	812,500	1,000.00	962.90	---	---	---	---
08/12/2023	---	---	---	---	---	---	---	---	---	---	---	---	---	---	---	---	---	---	06/12/2024	3.70	600,000	1,000.00	963.90	---	---	---	---

Bonds in Circulation	Currency / Min nominal traded Value	Coupons Payment Date	Current Coupon Value	Note	Coupon	Trading Unit	Issue Date	Duration (years)	Today's Interest	A.I.C in days	Bonds	Last price of previous days		Last Outcry in Cash (euro)			Trades in Pieces	Life min	Life Max
												Price	Buy / Sell	Date	Price	Buy / Sell			
<b>Corporate Bonds in Foreign Currency and Euro</b>																			
103,746	GBP / 10	01/12	0.25	---	65	1	01/12/1930	98	2.5	360	National Mortgage Bank	2.27	05/02/1996	2.27	S	05/02/1996	---	2.27	2.27
0	GBP / 10	01/12	0.25	---	67	1	01/12/1928	100	2.5	360	National Mortgage Bank	---	---	---	---	---	---	---	---

## Government Bonds Notes

A.I.C: Accrued Interest Calculation base.

FLR: Floating Interest Rate.

The minimum tradeable Nominal Value for all Demeterialised Government Titles is 100 Euros.

(μτφρ-0)

## Athex &amp; ATHEXClear Members List

Member Name				Stock Market			Derivatives Market		ATHEXClear Member	
	Address	Phone	Fax	Market Member	Remote Member	Market Maker	Proprietary	Market Maker	General Clearing	Direct Clearing
A. SARRIS SECURITIES S.A.				a						
6, ΔΡΑΓΑΤΣΑΝΙΟΥ 6 ΑΘΗΝΑ	2103367700									
AEONIC SECURITIES C.I.F. P.L.C.				a						
, ΛΑΪΟΥ 6, ΓΡ. 301B, ANNA COURT	35725337600									
ALPHA BANK S.A.									a	
, ΣΤΑΔΙΟΥ 40 ΑΘΗΝΑ	2103260000									
ALPHA FINANCE INVESTMENT SERVICES SINGLE MEMBER SA				a		a	a	a		a
5, ΠΑΝΕΠΙΣΤΗΜΙΟΥ 45 ΑΘΗΝΑ	2103677400									
ARGUS STOCKBROKERS LTD				a	a		a			
25, 25 ΛΕΩΦΟΡΟΣ ΔΗΜΟΣΘΕΝΗ ΣΕΒΕΡΗ	0035722717000									
ATLANTIC SECURITIES LTD				a	a					
37, ΠΡΟΔΡΟΜΟΥ 37	0035722445400									
AXON SECURITIES S.A.				a			a			
48, ΣΤΑΔΙΟΥ 48 ΑΘΗΝΑ	2103363800									
BETA SECURITIES S.A.				a		a	a			a
29, Λ. ΑΛΕΞΑΝΔΡΑΣ 29 ΑΘΗΝΑ	210 6478900									
BNP PARIBAS S.A.									a	
, ΛΑΜΨΑΚΟΥ 2 ΑΘΗΝΑ	2107468525									
BOFA SECURITIES EUROPE SA				a	a					
, 51 RUE LA BOÉTIE	+33 153655555									
CAPITAL SECURITIES S.A.				a			a			
58, ΜΗΤΡΟΠΟΛΕΩΣ 58 ΑΘΗΝΑ	2103369700									
CITIGROUP GLOBAL MARKETS EUROPE AG				a	a					
16, REUTERWEG 16	+49 691366-0									
CITIGROUP GLOBAL MARKETS LIMITED				a						
1, 33 CANADA SQUARE -CANARY WHARF	+44 02079864000									
CREDIT SUISSE BANK (EUROPE), S.A.				a	a					
, CALLE AYALA 42, 3A PLANTA-B MADRID	+34917916000									
CREDIT SUISSE SECURITIES (EUROPE) LIMITED				a						
1, ONE CABOT SQUARE LONDON	+44 2078888888									
CYCLOS SECURITIES S.A.				a			a			
39, ΧΑΡΙΛΑΟΥ ΤΡΙΚΟΥΠΗ 6-8-10 ΑΘΗΝΑ	2103364300									
DEUTSCHE BANK S.A.					a					
1, GREAT WINCHESTER STREET LONDON	+44 20 754 54209	00441133361437								
EUROBANK EQUITIES INVESTMENT FIRM SINGLE MEMBER SA				a		a	a	a		a
, ΦΙΛΕΛΛΗΝΩΝ 10 & ΞΕΝΟΦΩΝΤΟΣ 13 ΑΘΗΝΑ	2103720425									
EUROBANK S.A.									a	
, ΟΘΩΝΟΣ 8 ΑΘΗΝΑ	2144043907									
EUROCORP INVESTMENT SERVICES S.A.				a			a			a
14, ΠΛ.ΦΙΛΙΚΗΣ ΕΤΑΙΡΕΙΑΣ 14 ΑΘΗΝΑ	2107263600									
EUOTRUST INVESTMENT FIRM SA				a						
113, ΣΕΒΑΣΤΟΥΠΟΛΕΩΣ 113 ΑΘΗΝΑ	2103363100									
EUROXX SECURITIES S.A.				a		a	a	a		a
7, ΠΑΛΕΟΛΟΓΟΥ CHALANDRI	+30 2106879400	210-6879401								
7, ΠΑΛΑΙΟΛΟΓΟΥ CHALANDRI	(210)-6879400	(210)-6879401								
FREEDOM FINANCE EUROPE LTD				a	a					
, ΧΡΙΣΤΑΚΗ ΚΡΑΝΟΥ 20	035725257786									
G. A. PERVANAS SECURITIES- INVESTMENT SERVICES S.A.				a						
7-9, ΣΟΦΟΚΛΕΟΥΣ 7-9 ΑΘΗΝΑ	2103727200									
GLOBAL CAPITAL SECURITIES & FINANCIAL SERVICES LTD				a	a					
50, ΛΑΡΧΙΕΠΙΣΚΟΠΟΥ ΜΑΚΑΡΙΟΥ Γ50	0035722710710									
GREENPOST TRADING EUROPE LTD				a	a	a				
, ΚΙΜΩΝΟΣ 3, ACROPOLIS MANSIONS, 2ND FLOOR, FLAT/OFFICE 202	035722521389									
HELLENIC AMERICAN SECURITIES S.A.				a		a	a			a
27, ΑΝΔΡΕΑ ΠΑΠΑΝΔΡΕΟΥ 27 MAROUSI	2103311100									
HELLENIC BANK (INVESTMENTS) LTD					a					
, ΑΥΕ.ΚΥΡΙΑΚΟΥ ΜΑΤΣΙ 31 - PO BOX 24747 NICOSIA	+357 22500100	357 22500110								
HSBC CONTINENTAL EUROPE									a	
109-111, Λ.ΜΕΣΟΓΕΙΩΝ 109-111	2106960000									
INDEX SECURITIES S.A.				a						
6, ΔΡΑΓΑΤΣΑΝΙΟΥ 6 ΑΘΗΝΑ	2103213920									
J. CHR. MAVRIKIS SECURITIES S.A.				a						
5, ΣΟΦΟΚΛΕΟΥΣ 5 ΑΘΗΝΑ	2103216730									



## Athex &amp; ATHEXClear Members List

Member Name				Stock Market			Derivatives Market		ATHEXClear Member	
	Address	Phone	Fax	Market Member	Remote Member	Market Maker	Proprietary	Market Maker	General Clearing	Direct Clearing
KAPPA SECURITIES S.A.				a			a			
15, ΒΑΛΑΩΡΙΤΟΥ 15 ΑΘΗΝΑ	2103678600									
KARAMANOF SECURITIES & INVESTMENT SERVICES S.A.				a						
2, ΠΛ.ΑΓ.ΘΕΟΔΩΡΩΝ 2 ΑΘΗΝΑ	2103212947									
LAIKI FINANCIAL SERVICES LTD					a					
26, AVE. VYRONOS NICOSIA	357 22367367	357 22718567								
LEON DEPOLAS SECURITIES S.A.				a		a	a			
1, ΧΡΗΣΤΟΥ ΛΑΔΑ 1 ΑΘΗΝΑ	2103213276 -28									
MEGA EQUITY SECURITIES & FINANCIAL SERVICES PUBLIC LTD				a	a		a			
42-44, ΛΕΩΦ.ΓΡΙΒΑ ΔΙΓΕΝΗ 42-44	0035722711711									
MERIT SECURITIES S.A				a		a	a			a
5, ΣΟΦΟΚΛΕΟΥΣ 5 ΑΘΗΝΑ	21 4100 8800									
MERRILL LYNCH INTERNATIONAL				a						
2 , 2 KING EDWARD STREET LONDON	+44 20276281000									
N. CHRYSOCHOIDIS SECURITIES S.A.				a			a			a
7-9, ΣΟΦΟΚΛΕΟΥΣ 7-9 ΑΘΗΝΑ	2103213913									
NATIONAL BANK OF GREECE S.A.				a		a	a		a	
86, ΑΙΟΛΟΥ ΣΤΡ. ΑΘΗΝΑ	(210)-3341000	(210)-3228187								
68, ΑΚΑΔΙΜΙΑΣ ΣΤΡ. ΑΘΗΝΑ	(210)-3328817	(210)-3328678								
NATIONAL SECURITIES SINGLE MEMBER SA				a		a	a	a		
66, ΛΕΩΦΟΡΟΣ ΑΘΗΝΩΝ 128-132 & ΙΦΙΓΕΝΙΑΣ ΑΘΗΝΑ	2103328784									
NUNTIUS BROKERAGE AND INVESTMENT SERVICES S.A				a						
6, ΔΡΑΓΑΤΣΑΝΙΟΥ 6 ΑΘΗΝΑ	2103350599									
ONE PLUS CAPITAL LIMITED				a	a					
, 75 PRODROMOU AVENUE NICOSIA 1307	35722873760									
OPTIMA BANK S.A.				a		a	a	a	a	
, ΑΙΓΙΑΛΕΙΑΣ 32 & ΠΑΡΑΔΕΙΣΟΥ ΜΑΡΟΥΣΙ	210 8173000									
PANCRETA BANK S.A									a	
, ΙΚΑΡΟΥ 5	2810338746									
PANTELAKIS SECURITIES S.A.				a		a	a	a		
57, ΕΘΝΙΚΗΣ ΑΝΤΙΣΤΑΣΕΩΣ 57, ΚΤΙΠΙΟ Β CHALANDRI	2106965000								a	
PIRAEUS BANK S.A.				a			a			
, ΑΜΕΡΙΚΗΣ 4 ΑΘΗΝΑ	2103335000									
PIRAEUS SECURITIES S. A.				a		a	a	a		a
10, ΣΤΑΔΙΟΥ 10 ΑΘΗΝΑ	2103354100									
PROCHOICE SECURITIES LTD				a	a					
57, ΛΕΩΦ.ΣΠΥΡΟΥ ΚΥΠΡΙΑΝΟΥ 57, ΑΚΙΝΗΤΑ Φ	035724661192									
SHARELINK SECURITIES & FINANCIAL SERVICES LTD				a			a			
6 , HOUSE-ΘΕΟΤΟΚΗ 6 ΜΕΓΑΡΟ ΕΛΜΗΝΑ	+357 22554200									
SOCIETE GENERALE S.A.				a	a		a			
, 17 COURS VALMY, CEDEX	+157290504									
SOLIDUS SECURITIES S.A				a			a			a
64, ΛΟΥΙΖΗΣ ΠΙΑΝΚΟΥΡ 64 ΑΘΗΝΑ	2106900600									
ST. EM. LAVRENTAKIS SECURITIES S.A.				a			a			
7-9, ΣΟΦΟΚΛΕΟΥΣ 7-9 ΑΘΗΝΑ	2103213336									
THE CYPRUS INVESTMENT & SECURITIES CORPORATION LTD				a	a					
154, 1 AG. PROKOPIΟΥ & POSIDONOS 1ST FLOOR	0035722121700									
UBS EUROPE SE				a	a					
, OPERNTURM, BOCKENHEIMER LANDSTRASSE 2-4	496921790									
UBS LIMITED					a					
1 , FINSBURY AVENUE LONDON	+44 2075687135									

List of Stocks under Market Making operations

Securities	Market Maker	Start Market Making	Stock Category	Suspension Status
<b>MLS MULTIMEDIA SA (CR)</b>				
	PIRAEUS SECURITIES S. A.	01/08/2019		
<b>ALPHA ETF FTSE Athex Large Cap</b>			Exchange Traded Funds (ETFs)	
	ALPHA FINANCE INVESTMENT SERVICES SINGLE MEMBER SA	02/01/1900		
	NATIONAL SECURITIES SINGLE MEMBER SA	02/01/1900		
<b>ADMIE (IPTO) HOLDING S.A. (CR)</b>			Main Market	
	EUROBANK EQUITIES INVESTMENT FIRM SINGLE MEMBER SA	24/05/2021		
	HELLENIC AMERICAN SECURITIES S.A.	09/03/2020		
	PIRAEUS SECURITIES S. A.	29/06/2017		
<b>AEGEAN AIRLINES (CR)</b>			Main Market	
	EUROBANK EQUITIES INVESTMENT FIRM SINGLE MEMBER SA	22/09/2020		
<b>ALPHA SERVICES HOLD (CR)</b>			Main Market	
	ALPHA FINANCE INVESTMENT SERVICES SINGLE MEMBER SA	29/02/2016		
	EUROBANK EQUITIES INVESTMENT FIRM SINGLE MEMBER SA	22/10/2006		
	GREENPOST TRADING EUROPE LTD	12/06/2023		
	HELLENIC AMERICAN SECURITIES S.A.	25/07/2014		
	LEON DEPOLAS SECURITIES S.A.	04/01/2016		
	MERIT SECURITIES S.A	03/09/2012		
	NATIONAL SECURITIES SINGLE MEMBER SA	02/01/1900		
	PIRAEUS SECURITIES S. A.	28/05/2009		
<b>ALPHA TRUST HOLDINGS (CR)</b>			Main Market	
	EUROBANK EQUITIES INVESTMENT FIRM SINGLE MEMBER SA	06/02/2023		
	LEON DEPOLAS SECURITIES S.A.	04/01/2021		
<b>ALUMIL (CR)</b>			Main Market	
	PIRAEUS SECURITIES S. A.	31/07/2023		
<b>ANDROMEDA SA (CR)</b>			Main Market	
	BETA SECURITIES S.A.	15/02/2021		
	OPTIMA BANK S.A.	03/04/2023		
<b>ATTICA BANK S.A. (CR)</b>			Main Market	
	EUROXX SECURITIES S.A.	22/01/2016		
<b>AUSTRIACARD (CB)</b>			Main Market	
	BETA SECURITIES S.A.	23/03/2023		
	EUROBANK EQUITIES INVESTMENT FIRM SINGLE MEMBER SA	15/05/2023		
<b>AUTOHELLAS SA (CR)</b>			Main Market	
	ALPHA FINANCE INVESTMENT SERVICES SINGLE MEMBER SA	01/07/2019		
	EUROXX SECURITIES S.A.	02/07/2018		
<b>AVAX S.A. (CR)</b>			Main Market	
	EUROBANK EQUITIES INVESTMENT FIRM SINGLE MEMBER SA	14/12/2015		
	OPTIMA BANK S.A.	04/09/2023		
	PIRAEUS SECURITIES S. A.	01/02/2021		
<b>AVE (CR)</b>			Main Market	
	EUROXX SECURITIES S.A.	05/06/2020		
<b>BRIQ PROPERTIES (CR)</b>			Main Market	
	EUROBANK EQUITIES INVESTMENT FIRM SINGLE MEMBER SA	09/09/2019		
	LEON DEPOLAS SECURITIES S.A.	22/02/2021		
	PIRAEUS SECURITIES S. A.	05/02/2024		
<b>CC HBC AG (CR)</b>			Main Market	
	BETA SECURITIES S.A.	08/03/2021		
	NATIONAL SECURITIES SINGLE MEMBER SA	02/01/1900		
	PIRAEUS SECURITIES S. A.	04/05/2015		
<b>CENERGY HOLDINGS (CB)</b>			Main Market	
	ALPHA FINANCE INVESTMENT SERVICES SINGLE MEMBER SA	02/01/2016		
	EUROBANK EQUITIES INVESTMENT FIRM SINGLE MEMBER SA	02/01/2016		
	OPTIMA BANK S.A.	14/03/2022		
	PANTELAKIS SECURITIES S.A.	27/12/2022		
<b>CNL CAPITAL (CR)</b>			Main Market	
	MERIT SECURITIES S.A	01/10/2018		
<b>DIMAND (CR)</b>			Main Market	
	ALPHA FINANCE INVESTMENT SERVICES SINGLE MEMBER SA	08/08/2022		
	EUROBANK EQUITIES INVESTMENT FIRM SINGLE MEMBER SA	08/08/2022		
	PANTELAKIS SECURITIES S.A.	15/05/2023		
<b>EKTER SA (CR)</b>			Main Market	
	BETA SECURITIES S.A.	26/09/2022		
	EUROBANK EQUITIES INVESTMENT FIRM SINGLE MEMBER SA	16/10/2017		
	LEON DEPOLAS SECURITIES S.A.	21/05/2018		
<b>ELASTRON (CR)</b>			Main Market	
	LEON DEPOLAS SECURITIES S.A.	20/02/2017		

List of Stocks under Market Making operations

Securities	Stock Category
Market Maker	Start Market Making
<b>ELLAKTOR (CR)</b>	Main Market
ALPHA FINANCE INVESTMENT SERVICES SINGLE MEMBER SA	18/03/2019
EUROBANK EQUITIES INVESTMENT FIRM SINGLE MEMBER SA	01/06/2012
EUROXX SECURITIES S.A.	24/09/2018
NATIONAL SECURITIES SINGLE MEMBER SA	02/01/1900
PIRAEUS SECURITIES S. A.	22/10/2018
<b>ELTON SA (CR)</b>	Main Market
OPTIMA BANK S.A.	30/01/2023
<b>ELVALHALCOR (CR)</b>	Main Market
ALPHA FINANCE INVESTMENT SERVICES SINGLE MEMBER SA	07/05/2018
BETA SECURITIES S.A.	09/01/2023
EUROBANK EQUITIES INVESTMENT FIRM SINGLE MEMBER SA	07/05/2018
<b>ENTERSOFT (CR)</b>	Main Market
ALPHA FINANCE INVESTMENT SERVICES SINGLE MEMBER SA	23/03/2023
EUROBANK EQUITIES INVESTMENT FIRM SINGLE MEMBER SA	22/06/2020
<b>EUROBANK HOLDINGS (CR)</b>	Main Market
ALPHA FINANCE INVESTMENT SERVICES SINGLE MEMBER SA	09/01/2006
EUROBANK EQUITIES INVESTMENT FIRM SINGLE MEMBER SA	01/06/2012
GREENPOST TRADING EUROPE LTD	12/06/2023
HELLENIC AMERICAN SECURITIES S.A.	25/07/2014
LEON DEPOLAS SECURITIES S.A.	30/11/2018
MERIT SECURITIES S.A	06/11/2017
NATIONAL SECURITIES SINGLE MEMBER SA	02/01/1900
PIRAEUS SECURITIES S. A.	28/09/2009
<b>EUROCONSULTANTS S.A. (CR)</b>	Main Market
OPTIMA BANK S.A.	01/02/2023
<b>EYDAP S.A. (CR)</b>	Main Market
ALPHA FINANCE INVESTMENT SERVICES SINGLE MEMBER SA	27/01/2020
EUROBANK EQUITIES INVESTMENT FIRM SINGLE MEMBER SA	10/06/2019
<b>FOURLIS (CR)</b>	Main Market
EUROBANK EQUITIES INVESTMENT FIRM SINGLE MEMBER SA	01/12/2016
PIRAEUS SECURITIES S. A.	06/03/2017
<b>GEK TERNA (CR)</b>	Main Market
BETA SECURITIES S.A.	08/03/2021
EUROBANK EQUITIES INVESTMENT FIRM SINGLE MEMBER SA	24/05/2021
PIRAEUS SECURITIES S. A.	29/08/2019
<b>GR. SARANTIS S.A. (CR)</b>	Main Market
BETA SECURITIES S.A.	14/05/2012
EUROBANK EQUITIES INVESTMENT FIRM SINGLE MEMBER SA	24/10/2016
<b>HELLENIC EXCHANGES-A.S.E. (CR)</b>	Main Market
HELLENIC AMERICAN SECURITIES S.A.	01/09/2014
NATIONAL SECURITIES SINGLE MEMBER SA	02/01/1900
PIRAEUS SECURITIES S. A.	04/05/2015
<b>HELLENIQ ENERGY (CR)</b>	Main Market
ALPHA FINANCE INVESTMENT SERVICES SINGLE MEMBER SA	07/11/2023
EUROBANK EQUITIES INVESTMENT FIRM SINGLE MEMBER SA	01/11/2023
HELLENIC AMERICAN SECURITIES S.A.	14/09/2015
PIRAEUS SECURITIES S. A.	20/03/2017
<b>IDEAL HOLDINGS (CR)</b>	Main Market
EUROBANK EQUITIES INVESTMENT FIRM SINGLE MEMBER SA	07/06/2021
PIRAEUS SECURITIES S. A.	07/06/2021
<b>INTERCONTINENTAL (CR)</b>	Main Market
LEON DEPOLAS SECURITIES S.A.	03/06/2019
<b>INTERLIFE G.C.I.(CR)</b>	Main Market
BETA SECURITIES S.A.	24/10/2022
PIRAEUS SECURITIES S. A.	22/01/2024
<b>INTERWOOD-XYLEMPORIA (CR)</b>	Main Market
EUROBANK EQUITIES INVESTMENT FIRM SINGLE MEMBER SA	05/07/2021
PANTELAKIS SECURITIES S.A.	01/07/2021
<b>INTRAKAT (CR)</b>	Main Market
BETA SECURITIES S.A.	04/10/2021
PANTELAKIS SECURITIES S.A.	10/10/2022
<b>JUMBO SA (CR)</b>	Main Market
BETA SECURITIES S.A.	01/02/2021
EUROBANK EQUITIES INVESTMENT FIRM SINGLE MEMBER SA	25/05/2020
GREENPOST TRADING EUROPE LTD	12/06/2023
MERIT SECURITIES S.A	06/11/2017
PIRAEUS SECURITIES S. A.	06/03/2017

List of Stocks under Market Making operations

Securities	Stock Category
Market Maker	Start Market Making
<b>KLOUKINAS - LAPPAS SA (CR)</b>	<b>Main Market</b>
OPTIMA BANK S.A.	02/01/2023
<b>KRI-KRI S.A. (CR)</b>	<b>Main Market</b>
EUROBANK EQUITIES INVESTMENT FIRM SINGLE MEMBER SA	07/05/2018
LEON DEPOLAS SECURITIES S.A.	16/01/2017
PIRAEUS SECURITIES S. A.	11/12/2023
<b>LAMDA DEVELOPMENT SA (CR)</b>	<b>Main Market</b>
EUROBANK EQUITIES INVESTMENT FIRM SINGLE MEMBER SA	08/12/2014
PANTELAKIS SECURITIES S.A.	06/11/2017
PIRAEUS SECURITIES S. A.	29/06/2017
<b>LAMPASA HOTEL SA (CR)</b>	<b>Main Market</b>
LEON DEPOLAS SECURITIES S.A.	16/01/2017
<b>MOTODYNAMICS S.A. (CR)</b>	<b>Main Market</b>
OPTIMA BANK S.A.	25/08/2023
<b>MOTOR OIL (CR)</b>	<b>Main Market</b>
BETA SECURITIES S.A.	08/03/2021
EUROBANK EQUITIES INVESTMENT FIRM SINGLE MEMBER SA	22/10/2006
GREENPOST TRADING EUROPE LTD	12/06/2023
LEON DEPOLAS SECURITIES S.A.	01/04/2019
MERIT SECURITIES S.A	25/02/2019
NATIONAL SECURITIES SINGLE MEMBER SA	02/01/1900
PIRAEUS SECURITIES S. A.	04/05/2015
<b>MPLE KEDROS (CR)</b>	<b>Main Market</b>
OPTIMA BANK S.A.	08/11/2023
OPTIMA BANK S.A.	16/10/2023
<b>MYTILINEOS (CR)</b>	<b>Main Market</b>
ALPHA FINANCE INVESTMENT SERVICES SINGLE MEMBER SA	15/04/2019
BETA SECURITIES S.A.	11/04/2022
EUROBANK EQUITIES INVESTMENT FIRM SINGLE MEMBER SA	20/09/2017
GREENPOST TRADING EUROPE LTD	12/06/2023
MERIT SECURITIES S.A	25/02/2019
NATIONAL SECURITIES SINGLE MEMBER SA	02/01/1900
PIRAEUS SECURITIES S. A.	04/05/2015
<b>NAFPAKTOS TEXTILE (CR)</b>	<b>Main Market</b>
OPTIMA BANK S.A.	29/01/2024
<b>NATIONAL BANK (CR)</b>	<b>Main Market</b>
ALPHA FINANCE INVESTMENT SERVICES SINGLE MEMBER SA	09/01/2006
EUROBANK EQUITIES INVESTMENT FIRM SINGLE MEMBER SA	22/10/2006
GREENPOST TRADING EUROPE LTD	12/06/2023
HELLENIC AMERICAN SECURITIES S.A.	25/07/2014
LEON DEPOLAS SECURITIES S.A.	20/05/2015
MERIT SECURITIES S.A	03/09/2012
NATIONAL SECURITIES SINGLE MEMBER SA	02/01/1900
PIRAEUS SECURITIES S. A.	08/09/2008
<b>OPAP (CR)</b>	<b>Main Market</b>
ALPHA FINANCE INVESTMENT SERVICES SINGLE MEMBER SA	09/01/2006
BETA SECURITIES S.A.	11/04/2022
EUROBANK EQUITIES INVESTMENT FIRM SINGLE MEMBER SA	22/10/2006
GREENPOST TRADING EUROPE LTD	12/06/2023
HELLENIC AMERICAN SECURITIES S.A.	25/07/2014
MERIT SECURITIES S.A	20/03/2017
NATIONAL SECURITIES SINGLE MEMBER SA	02/01/1900
PIRAEUS SECURITIES S. A.	04/05/2015
<b>OPTIMA BANK (CR)</b>	<b>Main Market</b>
ALPHA FINANCE INVESTMENT SERVICES SINGLE MEMBER SA	12/12/2023
EUROBANK EQUITIES INVESTMENT FIRM SINGLE MEMBER SA	11/12/2023
OPTIMA BANK S.A.	06/11/2023
<b>ORILINA PROPERTIES REIC (CR)</b>	<b>Main Market</b>
EUROBANK EQUITIES INVESTMENT FIRM SINGLE MEMBER SA	11/12/2023
LEON DEPOLAS SECURITIES S.A.	11/12/2023

## List of Stocks under Market Making operations

Securities	Stock Category
Market Maker	Start Market Making
<b>OTE (CR)</b>	<b>Main Market</b>
ALPHA FINANCE INVESTMENT SERVICES SINGLE MEMBER SA	09/01/2006
BETA SECURITIES S.A.	11/04/2022
EUROBANK EQUITIES INVESTMENT FIRM SINGLE MEMBER SA	22/10/2006
GREENPOST TRADING EUROPE LTD	12/06/2023
HELLENIC AMERICAN SECURITIES S.A.	25/07/2014
LEON DEPOLAS SECURITIES S.A.	20/04/2015
MERIT SECURITIES S.A	20/03/2017
NATIONAL SECURITIES SINGLE MEMBER SA	02/01/1900
PIRAEUS SECURITIES S. A.	08/09/2008
<b>P.P.A. S.A. (CR)</b>	<b>Main Market</b>
EUROBANK EQUITIES INVESTMENT FIRM SINGLE MEMBER SA	06/02/2019
<b>PAPOUTSANIS (CR)</b>	<b>Main Market</b>
ALPHA FINANCE INVESTMENT SERVICES SINGLE MEMBER SA	19/11/2018
BETA SECURITIES S.A.	25/11/2013
<b>PETROPOULOS PETROS (CR)</b>	<b>Main Market</b>
EUROBANK EQUITIES INVESTMENT FIRM SINGLE MEMBER SA	01/04/2019
PANTELAKIS SECURITIES S.A.	16/03/2020
<b>PIRAEUS FINANCIAL HOLD (CR)</b>	<b>Main Market</b>
ALPHA FINANCE INVESTMENT SERVICES SINGLE MEMBER SA	15/04/2019
EUROBANK EQUITIES INVESTMENT FIRM SINGLE MEMBER SA	22/10/2006
EUROXX SECURITIES S.A.	15/02/2016
GREENPOST TRADING EUROPE LTD	12/06/2023
HELLENIC AMERICAN SECURITIES S.A.	25/07/2014
LEON DEPOLAS SECURITIES S.A.	30/11/2018
MERIT SECURITIES S.A	16/09/2013
NATIONAL SECURITIES SINGLE MEMBER SA	02/01/1900
PIRAEUS SECURITIES S. A.	16/02/2009
<b>PPC (CR)</b>	<b>Main Market</b>
ALPHA FINANCE INVESTMENT SERVICES SINGLE MEMBER SA	09/01/2006
BETA SECURITIES S.A.	01/02/2021
EUROBANK EQUITIES INVESTMENT FIRM SINGLE MEMBER SA	22/10/2006
GREENPOST TRADING EUROPE LTD	12/06/2023
HELLENIC AMERICAN SECURITIES S.A.	01/09/2014
MERIT SECURITIES S.A	06/11/2017
NATIONAL SECURITIES SINGLE MEMBER SA	02/01/1900
PIRAEUS SECURITIES S. A.	28/09/2009
<b>PREMIA (CR)</b>	<b>Main Market</b>
BETA SECURITIES S.A.	01/06/2021
LEON DEPOLAS SECURITIES S.A.	05/12/2022
PANTELAKIS SECURITIES S.A.	23/12/2021
<b>PROFILE SA (CR)</b>	<b>Main Market</b>
OPTIMA BANK S.A.	03/04/2023
PANTELAKIS SECURITIES S.A.	01/07/2019
<b>QUALITY &amp; RELIABILITY SA (CR)</b>	<b>Main Market</b>
OPTIMA BANK S.A.	03/01/2023
<b>QUEST HOLDINGS (CR)</b>	<b>Main Market</b>
BETA SECURITIES S.A.	26/03/2018
EUROBANK EQUITIES INVESTMENT FIRM SINGLE MEMBER SA	28/01/2019
<b>REVOIL (CR)</b>	<b>Main Market</b>
BETA SECURITIES S.A.	26/06/2023
<b>SIDMA STEEL (CR)</b>	<b>Main Market</b>
OPTIMA BANK S.A.	25/05/2023
<b>SPACE HELLAS SA (CR)</b>	<b>Main Market</b>
MERIT SECURITIES S.A	09/12/2022
<b>TECHNICAL OLYMPIC SA (CR)</b>	<b>Main Market</b>
OPTIMA BANK S.A.	05/07/2023
<b>TERNA ENERGY (CR)</b>	<b>Main Market</b>
EUROBANK EQUITIES INVESTMENT FIRM SINGLE MEMBER SA	24/05/2021
PIRAEUS SECURITIES S. A.	09/12/2019
<b>THRACE PLASTICS SA (CR)</b>	<b>Main Market</b>
ALPHA FINANCE INVESTMENT SERVICES SINGLE MEMBER SA	26/03/2018
EUROBANK EQUITIES INVESTMENT FIRM SINGLE MEMBER SA	26/03/2018
<b>TITAN CEMENT (CB)</b>	<b>Main Market</b>
BETA SECURITIES S.A.	01/02/2021
EUROBANK EQUITIES INVESTMENT FIRM SINGLE MEMBER SA	06/11/2019
PIRAEUS SECURITIES S. A.	18/01/2021

List of Stocks under Market Making operations

Securities	Market Maker	Start Market Making	Stock Category
<b>TRADE ESTATES REIC (CR)</b>			
	EUROBANK EQUITIES INVESTMENT FIRM SINGLE MEMBER SA	08/11/2023	Main Market
	EUROBANK EQUITIES INVESTMENT FIRM SINGLE MEMBER SA	10/11/2023	
	PANTELAKIS SECURITIES S.A.	08/11/2023	
	PANTELAKIS SECURITIES S.A.	10/11/2023	
<b>TZIRAKIAN PROFIL (CR)</b>			
	LEON DEPOLAS SECURITIES S.A.	19/07/2021	Main Market
<b>VIOHALCO SA/NV (CB)</b>			
	ALPHA FINANCE INVESTMENT SERVICES SINGLE MEMBER SA	11/03/2008	
	EUROBANK EQUITIES INVESTMENT FIRM SINGLE MEMBER SA	04/03/2014	
	MERIT SECURITIES S.A	17/03/2014	

Underlying Asset				Derivatives Market													
Price max	Price min	Closing price	change	Delivery Month	Open price	Price max	Price min	Last price	Closing price	Last Bid	Last Ask	Fixing price*	Life high	Life low	Trades	Volume	Open Interest
<b>FTSE/Athex Large Cap</b>				(Trade Unit: 1 Index Point x 2E, Cash Settlement)													
3,475.74	3,442.16	3,447.21	-0.08%	March 2024	3,480.00	3,485.50	3,445.00	3,448.50	3,448.50	---	---	---	3,485.50	---	179	978	4,735
				April 2024	3,456.00	3,470.00	3,455.00	3,463.50	3,463.50	---	---	---	3,470.00	---	10	59	74
				May 2024	---	---	---	---	3,466.50	---	---	---	---	---	---	---	---
				June 2024	---	---	---	---	3,473.25	---	---	---	---	---	---	---	---
				September 2024	---	---	---	---	3,490.75	---	---	---	---	---	---	---	---
				December 2024	---	---	---	---	3,508.25	---	---	---	---	---	---	---	---
<b>FTSE/Athex Banks</b>				(Trade Unit: 1 Index Point x 15E, Cash Settlement)													
1,241.69	1,229.13	1,238.75	0.38%	March 2024	1,241.00	1,242.00	1,232.00	1,239.50	1,239.50	---	---	---	1,250.00	---	16	90	1,535
				June 2024	---	---	---	---	1,242.25	---	---	---	---	---	---	---	---
				September 2024	---	---	---	---	1,248.50	---	---	---	---	---	---	---	---
				December 2024	---	---	---	---	1,254.75	---	---	---	---	---	---	---	---
<b>MSCI GREECE REBASED</b>				(Trade Unit: 1 Index Point x 2E, Cash Settlement)													
5,590.77	5,526.07	5,543.48	-0.08%	March 2024	---	---	---	---	5,531.00	---	---	---	5,535.25	---	---	---	202
				April 2024	---	---	---	---	5,522.25	---	---	---	5,500.00	---	---	---	130
				May 2024	---	---	---	---	5,522.25	---	---	---	5,547.00	---	---	---	10
				June 2024	---	---	---	---	5,512.75	---	---	---	5,463.25	---	---	---	10
				July 2024	---	---	---	---	5,594.00	---	---	---	---	---	---	---	---
				August 2024	---	---	---	---	5,602.75	---	---	---	---	---	---	---	---
				September 2024	---	---	---	---	5,613.50	---	---	---	---	---	---	---	---
				December 2024	---	---	---	---	5,641.50	---	---	---	---	---	---	---	---

Derivatives notes

Fixing prices and final open positions can be retrieved from the following path <http://www.helex.gr/el/web/guest/statistics-end-of-day-derivatives>

Underlying Asset				Derivatives Market													
Price max	Price min	Closing price	change	Delivery Month	Open price	Price max	Price min	Last price	Closing price	Last Bid	Last Ask	Fixing price*	Life high	Life low	Trades	Volume	Open Interest
<b>ADMIE (IPTO) HOLDING S.A. (CR)</b>				(Contract Size: 100 Securities, Physical Delivery)													
2.39	2.335	2.355	0.21%	March 2024	2.38	2.38	2.35	2.37	2.37	---	---	---	2.43	---	50	1,165	31,173
				June 2024	---	---	---	---	2.39	---	---	---	2.44	---	---	---	932
				September 2024	---	---	---	---	2.38	---	---	---	---	---	---	---	---
				December 2024	---	---	---	---	2.39	---	---	---	---	---	---	---	---
<b>AEGEAN AIRLINES (CR)</b>				(Contract Size: 100 Securities, Physical Delivery)													
12.76	12.4	12.54	1.13%	March 2024	12.53	12.75	12.53	12.58	12.58	---	---	---	12.85	---	79	462	6,547
				June 2024	---	---	---	---	12.48	---	---	---	---	---	---	---	---
				September 2024	---	---	---	---	12.55	---	---	---	---	---	---	---	---
				December 2024	---	---	---	---	12.61	---	---	---	---	---	---	---	---
<b>ALPHA SERVICES HOLD (CR)</b>				(Contract Size: 100 Securities, Physical Delivery)													
1.7285	1.702	1.727	0.88%	March 2024	1.73	1.74	1.71	1.73	1.73	---	---	---	1.78	---	177	10,161	175,901
				June 2024	---	---	---	---	1.75	---	---	---	1.74	---	---	---	3,522
				September 2024	---	---	---	---	1.73	---	---	---	---	---	---	---	---
				December 2024	---	---	---	---	1.74	---	---	---	---	---	---	---	---
<b>AUTOHELLAS SA (CR)</b>				(Contract Size: 100 Securities, Physical Delivery)													
13.8	13.46	13.48	-0.74%	March 2024	13.70	13.70	13.59	13.59	13.59	---	---	---	14.10	---	2	4	302
				June 2024	---	---	---	---	13.67	---	---	---	---	---	---	---	---
				September 2024	---	---	---	---	13.74	---	---	---	---	---	---	---	---
				December 2024	---	---	---	---	13.81	---	---	---	---	---	---	---	---
<b>AVAX S.A. (CR)</b>				(Contract Size: 100 Securities, Physical Delivery)													
1.78	1.72	1.73	-1.03%	March 2024	1.79	1.79	1.74	1.74	1.74	---	---	---	1.96	---	19	62	1,491
				June 2024	---	---	---	---	1.76	---	---	---	---	---	---	---	---
				September 2024	---	---	---	---	1.77	---	---	---	---	---	---	---	---
				December 2024	---	---	---	---	1.78	---	---	---	---	---	---	---	---
<b>CC HBC AG (CR)</b>				(Contract Size: 100 Securities, Physical Delivery)													
29.25	28.81	28.81	-0.66%	March 2024	29.21	29.23	29.11	29.13	29.13	---	---	---	29.23	---	12	30	145
				June 2024	---	---	---	---	29.19	---	---	---	---	---	---	---	---
				September 2024	---	---	---	---	29.34	---	---	---	---	---	---	---	---
				December 2024	---	---	---	---	29.49	---	---	---	---	---	---	---	---
<b>CENERGY HOLDINGS (CB)</b>				(Contract Size: 100 Securities, Physical Delivery)													
7.07	6.9	6.94	-0.86%	March 2024	7.05	7.05	6.95	6.99	6.99	---	---	---	7.60	---	34	144	5,149
				June 2024	---	---	---	---	7.05	---	---	---	---	---	---	---	---
				September 2024	---	---	---	---	7.08	---	---	---	---	---	---	---	---
				December 2024	---	---	---	---	7.12	---	---	---	---	---	---	---	---

Derivatives notes

Fixing prices and final open positions can be retrieved from the following path <http://www.helex.gr/el/web/guest/statistics-end-of-day-derivatives>



Underlying Asset				Derivatives Market													
Price max	Price min	Closing price	change	Delivery Month	Open price	Price max	Price min	Last price	Closing price	Last Bid	Last Ask	Fixing price*	Life high	Life low	Trades	Volume	Open Interest
<b>ELLAKTOR (CR)</b>				(Contract Size: 100 Securities, Physical Delivery)													
2.74	2.66	2.7	0.00%	March 2024	2.74	2.74	2.68	2.72	2.72	---	---	---	2.84	---	74	384	4,942
				June 2024	---	---	---	---	2.72	---	---	---	---	---	---	---	---
				September 2024	---	---	---	---	2.73	---	---	---	---	---	---	---	---
				December 2024	---	---	---	---	2.75	---	---	---	---	---	---	---	---
<b>ELVALHALCOR (CR)</b>				(Contract Size: 100 Securities, Physical Delivery)													
2.26	2.175	2.2	0.00%	March 2024	2.25	2.25	2.17	2.19	2.19	---	---	---	2.44	---	55	597	5,843
				June 2024	---	---	---	---	2.25	---	---	---	2.28	---	---	---	40
				September 2024	---	---	---	---	2.23	---	---	---	---	---	---	---	---
				December 2024	---	---	---	---	2.24	---	---	---	---	---	---	---	---
<b>EUROBANK HOLDINGS (CR)</b>				(Contract Size: 100 Securities, Physical Delivery)													
1.9095	1.881	1.9	0.42%	March 2024	1.91	1.92	1.89	1.90	1.90	---	---	---	1.95	---	47	2,606	28,408
				June 2024	---	---	---	---	1.90	---	---	---	---	---	---	---	---
				September 2024	---	---	---	---	1.91	---	---	---	---	---	---	---	---
				December 2024	---	---	---	---	1.92	---	---	---	---	---	---	---	---
<b>EYDAP S.A. (CR)</b>				(Contract Size: 100 Securities, Physical Delivery)													
5.8	5.71	5.75	-0.17%	March 2024	5.79	5.79	5.79	5.79	5.79	---	---	---	6.35	---	2	5	4,183
				June 2024	---	---	---	---	5.80	---	---	---	---	---	---	---	---
				September 2024	---	---	---	---	5.83	---	---	---	---	---	---	---	---
				December 2024	---	---	---	---	5.86	---	---	---	---	---	---	---	---
<b>FOURLIS (CR)</b>				(Contract Size: 100 Securities, Physical Delivery)													
4.29	4.2	4.23	-0.47%	March 2024	4.27	4.27	4.24	4.24	4.24	---	---	---	4.46	---	7	21	1,580
				June 2024	---	---	---	---	4.28	---	---	---	---	---	---	---	---
				September 2024	---	---	---	---	4.30	---	---	---	---	---	---	---	---
				December 2024	---	---	---	---	4.32	---	---	---	---	---	---	---	---
<b>GEK TERNA (CR)</b>				(Contract Size: 100 Securities, Physical Delivery)													
14.76	14.5	14.56	-0.82%	March 2024	14.70	14.70	14.54	14.54	14.54	---	---	---	14.89	---	39	276	12,005
				June 2024	---	---	---	---	14.82	---	---	---	14.72	---	---	---	757
				September 2024	---	---	---	---	14.85	---	---	---	---	---	---	---	---
				December 2024	---	---	---	---	14.93	---	---	---	---	---	---	---	---
<b>HELLENIC EXCHANGES-A.S.E. (CR)</b>				(Contract Size: 100 Securities, Physical Delivery)													
5.53	5.39	5.4	-0.55%	March 2024	5.55	5.55	5.42	5.43	5.43	---	---	---	5.94	---	55	262	10,584
				June 2024	---	---	---	---	5.47	---	---	---	---	---	---	---	---
				September 2024	---	---	---	---	5.49	---	---	---	---	---	---	---	---
				December 2024	---	---	---	---	5.52	---	---	---	---	---	---	---	---

Derivatives notes

Fixing prices and final open positions can be retrieved from the following path <http://www.helex.gr/el/web/guest/statistics-end-of-day-derivatives>

Underlying Asset				Derivatives Market													
Price max	Price min	Closing price	change	Delivery Month	Open price	Price max	Price min	Last price	Closing price	Last Bid	Last Ask	Fixing price*	Life high	Life low	Trades	Volume	Open Interest
<b>HELLENiQ ENERGY (CR)</b>				(Contract Size: 100 Securities, Physical Delivery)													
8.22	7.96	8.19	2.37%	March 2024	8.05	8.24	8.01	8.19	8.19	---	---	---	8.24	---	100	721	6,655
				June 2024	8.28	8.29	8.28	8.28	8.28	---	---	---	8.29	---	3	55	215
				September 2024	---	---	---	---	8.09	---	---	---	---	---	---	---	---
				December 2024	---	---	---	---	8.13	---	---	---	---	---	---	---	---
<b>INTRACOM HOLDINGS (CR)</b>				(Contract Size: 100 Securities, Physical Delivery)													
4.19	4.06	4.09	-0.73%	March 2024	4.20	4.20	4.06	4.07	4.07	---	---	---	4.36	---	124	530	9,055
				June 2024	---	---	---	---	4.22	---	---	---	4.30	---	---	---	150
				September 2024	---	---	---	---	4.17	---	---	---	---	---	---	---	---
				December 2024	---	---	---	---	4.19	---	---	---	---	---	---	---	---
<b>INTRAKAT (CR)</b>				(Contract Size: 100 Securities, Physical Delivery)													
5.44	5.26	5.43	2.45%	March 2024	5.30	5.44	5.30	5.40	5.40	---	---	---	5.44	---	72	580	3,384
				June 2024	5.35	5.40	5.35	5.39	5.39	---	---	---	5.40	---	7	10	539
				September 2024	---	---	---	---	5.36	---	---	---	---	---	---	---	---
				December 2024	---	---	---	---	5.39	---	---	---	---	---	---	---	---
<b>JUMBO SA (CR)</b>				(Contract Size: 100 Securities, Physical Delivery)													
28	27.5	27.54	-1.29%	March 2024	27.74	27.82	27.72	27.80	27.80	---	---	---	28.00	---	13	57	642
				June 2024	---	---	---	---	28.09	---	---	---	---	---	---	---	---
				September 2024	---	---	---	---	28.23	---	---	---	---	---	---	---	---
				December 2024	---	---	---	---	28.37	---	---	---	---	---	---	---	---
<b>LAMDA DEVELOPMENT SA (CR)</b>				(Contract Size: 100 Securities, Physical Delivery)													
6.98	6.86	6.91	0.00%	March 2024	6.94	6.95	6.91	6.95	6.95	---	---	---	7.37	---	13	62	6,851
				June 2024	---	---	---	---	6.96	---	---	---	---	---	---	---	---
				September 2024	---	---	---	---	6.99	---	---	---	---	---	---	---	---
				December 2024	---	---	---	---	7.03	---	---	---	---	---	---	---	---
<b>MIG (CR)</b>				(Contract Size: 100 Securities, Physical Delivery)													
4.48	4.3	4.39	2.09%	March 2024	---	---	---	---	4.31	---	---	---	5.30	---	---	---	106
				June 2024	---	---	---	---	4.33	---	---	---	---	---	---	---	---
				September 2024	---	---	---	---	4.35	---	---	---	---	---	---	---	---
				December 2024	---	---	---	---	4.37	---	---	---	---	---	---	---	---
<b>MOTOR OIL (CR)</b>				(Contract Size: 100 Securities, Physical Delivery)													
27.72	27.12	27.4	-0.72%	March 2024	27.50	27.54	27.37	27.40	27.40	---	---	---	28.09	---	5	9	562
				June 2024	---	---	---	---	27.79	---	---	---	---	---	---	---	---
				September 2024	---	---	---	---	27.93	---	---	---	---	---	---	---	---
				December 2024	---	---	---	---	28.06	---	---	---	---	---	---	---	---

Derivatives notes

Fixing prices and final open positions can be retrieved from the following path <http://www.helex.gr/el/web/guest/statistics-end-of-day-derivatives>

Underlying Asset				Derivatives Market													
Price max	Price min	Closing price	change	Delivery Month	Open price	Price max	Price min	Last price	Closing price	Last Bid	Last Ask	Fixing price*	Life high	Life low	Trades	Volume	Open Interest
<b>MYTILINEOS (CR)</b>				(Contract Size: 100 Securities, Physical Delivery)													
37.4	36.7	37	0.76%	March 2024	37.10	37.50	36.78	36.90	36.90	---	---	---	39.80	---	88	258	4,426
				June 2024	---	---	---	---	36.97	---	---	---	---	---	---	---	---
				September 2024	---	---	---	---	37.15	---	---	---	---	---	---	---	---
				December 2024	---	---	---	---	37.34	---	---	---	---	---	---	---	---
<b>NATIONAL BANK (CR)</b>				(Contract Size: 100 Securities, Physical Delivery)													
7.274	7.18	7.244	0.19%	March 2024	7.28	7.28	7.20	7.26	7.26	---	---	---	7.35	---	72	1,043	15,891
				June 2024	---	---	---	---	7.25	---	---	---	7.29	---	---	---	1
				September 2024	---	---	---	---	7.32	---	---	---	---	---	---	---	---
				December 2024	---	---	---	---	7.35	---	---	---	---	---	---	---	---
<b>OPAP (CR)</b>				(Contract Size: 100 Securities, Physical Delivery)													
16.3	16.12	16.12	-0.25%	March 2024	16.30	16.30	16.26	16.26	16.26	---	---	---	16.61	---	2	15	1,058
				June 2024	---	---	---	---	16.17	---	---	---	16.33	---	---	---	3
				September 2024	---	---	---	---	16.35	---	---	---	---	---	---	---	---
				December 2024	---	---	---	---	16.43	---	---	---	---	---	---	---	---
<b>OPTIMA BANK (CR)</b>				(Contract Size: 100 Securities, Physical Delivery)													
7.68	7.55	7.62	0.26%	March 2024	---	---	---	---	7.50	---	---	---	7.80	---	---	---	92
				June 2024	---	---	---	---	7.65	---	---	---	---	---	---	---	---
				September 2024	---	---	---	---	7.69	---	---	---	---	---	---	---	---
				December 2024	---	---	---	---	7.73	---	---	---	---	---	---	---	---
<b>OTE (CR)</b>				(Contract Size: 100 Securities, Physical Delivery)													
14.17	13.53	13.53	-2.66%	March 2024	14.17	14.18	13.55	13.69	13.69	---	---	---	14.22	---	208	933	9,480
				June 2024	---	---	---	---	13.99	---	---	---	---	---	---	---	---
				September 2024	---	---	---	---	14.06	---	---	---	---	---	---	---	---
				December 2024	---	---	---	---	14.13	---	---	---	---	---	---	---	---
<b>P.P.A. S.A. (CR)</b>				(Contract Size: 100 Securities, Physical Delivery)													
25.2	24.75	25	1.01%	March 2024	---	---	---	---	24.55	---	---	---	25.49	---	---	---	108
				June 2024	---	---	---	---	24.92	---	---	---	---	---	---	---	---
				September 2024	---	---	---	---	25.04	---	---	---	---	---	---	---	---
				December 2024	---	---	---	---	25.17	---	---	---	---	---	---	---	---
<b>PIRAEUS FINANCIAL HOLD (CR)</b>				(Contract Size: 100 Securities, Physical Delivery)													
3.982	3.95	3.97	0.05%	March 2024	3.96	4.00	3.95	3.97	3.97	---	---	---	4.01	---	151	5,596	80,162
				June 2024	---	---	---	---	3.95	---	---	---	4.00	---	---	---	18
				September 2024	---	---	---	---	4.01	---	---	---	---	---	---	---	---
				December 2024	---	---	---	---	4.03	---	---	---	---	---	---	---	---

Derivatives notes

Fixing prices and final open positions can be retrieved from the following path <http://www.helex.gr/el/web/guest/statistics-end-of-day-derivatives>

Underlying Asset				Derivatives Market													
Price max	Price min	Closing price	change	Delivery Month	Open price	Price max	Price min	Last price	Closing price	Last Bid	Last Ask	Fixing price*	Life high	Life low	Trades	Volume	Open Interest
<b>PPC (CR)</b>				(Contract Size: 100 Securities, Physical Delivery)													
12.08	11.86	11.95	0.42%	March 2024	12.00	12.07	11.90	11.96	11.96	---	---	---	12.76	---	63	332	29,815
				June 2024	12.01	12.01	12.00	12.00	12.00	---	---	---	12.75	---	2	10	1,291
				September 2024	---	---	---	---	12.04	---	---	---	---	---	---	---	---
				December 2024	---	---	---	---	12.10	---	---	---	---	---	---	---	---
<b>QUEST HOLDINGS (CR)</b>				(Contract Size: 100 Securities, Physical Delivery)													
5.39	5.22	5.22	-2.25%	March 2024	---	---	---	---	5.36	---	---	---	5.70	---	---	---	224
				June 2024	---	---	---	---	5.38	---	---	---	---	---	---	---	---
				September 2024	---	---	---	---	5.40	---	---	---	---	---	---	---	---
				December 2024	---	---	---	---	5.43	---	---	---	---	---	---	---	---
<b>TERNA ENERGY (CR)</b>				(Contract Size: 100 Securities, Physical Delivery)													
16.34	15.97	16.11	-0.98%	March 2024	16.36	16.36	16.01	16.20	16.20	---	---	---	16.55	---	114	424	21,862
				June 2024	---	---	---	---	16.38	---	---	---	---	---	---	---	---
				September 2024	---	---	---	---	16.46	---	---	---	---	---	---	---	---
				December 2024	---	---	---	---	16.54	---	---	---	---	---	---	---	---
<b>TITAN CEMENT (CB)</b>				(Contract Size: 100 Securities, Physical Delivery)													
26.3	25.95	26.05	1.36%	March 2024	26.30	26.30	26.08	26.24	26.24	---	---	---	26.30	---	3	3	235
				June 2024	---	---	---	---	25.74	---	---	---	24.99	---	---	---	1
				September 2024	---	---	---	---	26.00	---	---	---	---	---	---	---	---
				December 2024	---	---	---	---	26.13	---	---	---	---	---	---	---	---
<b>VIOHALCO SA/NV (CB)</b>				(Contract Size: 100 Securities, Physical Delivery)													
6.1	5.94	5.99	0.33%	March 2024	6.06	6.11	5.99	6.02	6.02	---	---	---	6.62	---	40	128	5,528
				June 2024	---	---	---	---	6.01	---	---	---	---	---	---	---	---
				September 2024	---	---	---	---	6.04	---	---	---	---	---	---	---	---
				December 2024	---	---	---	---	6.07	---	---	---	---	---	---	---	---

Derivatives notes

Fixing prices and final open positions can be retrieved from the following path <http://www.helex.gr/el/web/guest/statistics-end-of-day-derivatives>

FTSE/Athex Large Cap

(Trade Unit: 1 Index Point x 2€ - Exercise Style: European, Cash Settlement)

Call Options														Put Options																					
March 2024							April 2024							Other Months		March 2024							April 2024							Other Months		Exercise Price			
Open price	Price max	Price min	Last price	Closing price	Volume	Open Interest	Open price	Price max	Price min	Last price	Closing price	Volume	Open Interest	Volume	Open Interest	Open price	Price max	Price min	Last price	Closing price	Volume	Open Interest	Open price	Price max	Price min	Last price	Closing price	Volume	Open Interest	Volume	Open Interest				
2,200	0.00	0.00	0.00	-	1,248.00	-	-	-	-	-	-	-	-	-	-	0.00	0.00	0.00	-	0.01	-	-	-	-	-	-	-	-	-	-	2,200				
2,250	0.00	0.00	0.00	-	1,198.00	-	-	-	-	-	-	-	-	-	-	0.00	0.00	0.00	-	0.01	-	-	-	-	-	-	-	-	-	-	2,250				
2,300	0.00	0.00	0.00	-	1,148.00	-	-	-	-	-	-	-	-	-	-	0.00	0.00	0.00	-	0.01	-	-	-	-	-	-	-	-	-	-	2,300				
2,350	0.00	0.00	0.00	-	1,098.00	-	-	-	-	-	-	-	-	-	-	0.00	0.00	0.00	-	0.01	-	-	-	-	-	-	-	-	-	-	2,350				
2,400	0.00	0.00	0.00	-	1,048.00	-	-	-	-	-	-	-	-	-	-	0.00	0.00	0.00	-	0.01	-	-	-	-	-	-	-	-	-	-	2,400				
2,450	0.00	0.00	0.00	-	998.00	-	-	-	-	-	-	-	-	-	-	0.00	0.00	0.00	-	0.01	-	-	-	-	-	-	-	-	-	-	2,450				
2,500	0.00	0.00	0.00	-	948.00	-	-	-	-	-	-	-	-	-	-	0.00	0.00	0.00	-	0.01	-	-	-	-	-	-	-	-	-	-	2,500				
2,550	0.00	0.00	0.00	-	898.00	-	-	-	-	-	-	-	-	-	-	0.00	0.00	0.00	-	0.01	-	-	-	-	-	-	-	-	-	-	2,550				
2,600	0.00	0.00	0.00	-	848.00	-	-	-	-	-	-	-	-	-	-	0.00	0.00	0.00	-	0.01	-	-	-	-	-	-	-	-	-	-	2,600				
2,650	0.00	0.00	0.00	-	798.00	-	-	-	-	-	-	-	-	-	-	0.00	0.00	0.00	-	0.01	-	-	-	-	-	-	-	-	-	-	2,650				
2,700	0.00	0.00	0.00	-	748.00	-	-	-	-	-	-	-	-	-	-	0.00	0.00	0.00	-	0.01	-	-	-	-	-	-	-	-	-	-	2,700				
2,750	0.00	0.00	0.00	-	698.00	-	-	-	-	-	-	-	-	-	-	0.00	0.00	0.00	-	0.01	-	-	-	-	-	-	-	-	-	-	2,750				
2,800	0.00	0.00	0.00	-	648.00	-	-	-	-	-	-	-	-	-	-	0.00	0.00	0.00	-	0.01	-	-	-	-	-	-	-	-	-	-	2,800				
2,850	0.00	0.00	0.00	-	598.00	-	-	-	-	-	-	-	-	-	-	0.00	0.00	0.00	-	0.02	-	-	-	-	-	-	-	-	-	-	2,850				
2,900	0.00	0.00	0.00	-	549.00	-	-	-	-	-	-	-	-	-	-	0.00	0.00	0.00	-	0.01	-	-	-	-	-	-	-	-	-	-	2,900				
2,950	0.00	0.00	0.00	-	499.00	-	-	-	-	-	-	-	-	-	-	0.00	0.00	0.00	-	0.02	-	-	-	-	-	-	-	-	-	-	2,950				
3,000	0.00	0.00	0.00	-	449.00	-	-	0.00	0.00	0.00	-	449.00	-	-	-	0.00	0.00	0.00	-	0.07	-	-	0.00	0.00	0.00	-	3.20	-	-	-	3,000				
3,050	0.00	0.00	0.00	-	399.00	-	-	0.00	0.00	0.00	-	402.00	-	-	-	0.00	0.00	0.00	-	0.23	-	-	0.00	0.00	0.00	-	5.60	-	-	-	3,050				
3,100	0.00	0.00	0.00	-	349.00	-	-	0.00	0.00	0.00	-	356.00	-	-	-	0.00	0.00	0.00	-	0.65	-	-	0.00	0.00	0.00	-	9.10	-	-	-	3,100				
3,150	0.00	0.00	0.00	-	301.00	-	-	0.00	0.00	0.00	-	311.00	-	-	-	0.00	0.00	0.00	-	1.70	-	-	0.00	0.00	0.00	-	14.50	-	-	-	3,150				
3,200	0.00	0.00	0.00	-	253.00	-	20	0.00	0.00	0.00	-	269.00	-	-	-	0.00	0.00	0.00	-	3.80	-	20	0.00	0.00	0.00	-	21.75	-	-	-	3,200				
3,250	0.00	0.00	0.00	-	207.00	-	-	0.00	0.00	0.00	-	229.00	-	-	-	0.00	0.00	0.00	-	7.90	-	23	0.00	0.00	0.00	-	31.75	-	-	-	3,250				
3,300	0.00	0.00	0.00	-	164.00	-	60	0.00	0.00	0.00	-	192.00	-	-	-	0.00	0.00	0.00	-	15.00	-	102	0.00	0.00	0.00	-	45.00	-	-	-	3,300				
3,350	0.00	0.00	0.00	-	126.00	-	40	0.00	0.00	0.00	-	159.00	-	-	-	24.00	0.00	24.00	24.00	24.00	10	212	0.00	0.00	0.00	-	61.50	-	-	-	3,350				
3,400	0.00	0.00	0.00	-	92.00	-	45	0.00	0.00	0.00	-	129.00	-	-	-	41.00	0.00	40.00	43.00	43.00	3	49	0.00	0.00	0.00	-	81.50	-	1	-	3,400				
3,450	0.00	0.00	0.00	-	65.00	-	2	0.00	0.00	0.00	-	103.00	-	-	-	60.00	0.00	60.00	60.00	60.00	1	20	0.00	0.00	0.00	-	106.00	-	1	-	3,450				
3,500	41.50	41.50	41.25	41.25	41.25	40	21	87.50	87.50	87.50	87.50	87.50	1	20	-	0.00	41.50	0.00	-	94.00	-	-	0.00	0.00	0.00	-	133.00	-	20	-	3,500				
3,550	0.00	0.00	0.00	-	27.50	-	10	74.50	74.50	74.50	74.50	74.50	1	-	-	0.00	0.00	0.00	-	128.00	-	-	0.00	0.00	0.00	-	165.00	-	-	-	3,550				
3,600	0.00	0.00	0.00	-	16.75	-	-	0.00	0.00	0.00	-	47.25	-	-	-	0.00	0.00	0.00	-	167.00	-	-	0.00	0.00	0.00	-	199.00	-	-	-	3,600				
3,650	0.00	0.00	0.00	-	9.50	-	-	0.00	0.00	0.00	-	35.25	-	-	-	0.00	0.00	0.00	-	210.00	-	-	0.00	0.00	0.00	-	237.00	-	-	-	3,650				
3,700	0.00	0.00	0.00	-	5.20	-	-	0.00	0.00	0.00	-	25.75	-	-	-	0.00	0.00	0.00	-	256.00	-	-	0.00	0.00	0.00	-	277.00	-	-	-	3,700				
Totals:						40	198							2	20	0	0							14	426							0	22	0	0
Number of Trades:						2								2		0								7								0		0	

ALPHA SERVICES HOLD (CR)

(Contract Size: 100 Securities, Exercise Style: American, Physical Delivery)

Call Options														Put Options																		
March 2024							April 2024							Other Months		March 2024							April 2024							Other Months		Exercise Price
Open price	Price max	Price min	Last price	Closing price	Volume	Open Interest	Open price	Price max	Price min	Last price	Closing price	Volume	Open Interest	Volume	Open Interest	Open price	Price max	Price min	Last price	Closing price	Volume	Open Interest	Open price	Price max	Price min	Last price	Closing price	Volume	Open Interest	Volume	Open Interest	
0.800	0.000	0.000	0.000	0.911	-	-										0.000	0.000	0.000	0.001	-	-											0.008
0.850	0.000	0.000	0.000	0.861	-	-										0.000	0.000	0.000	0.001	-	-											0.009
0.900	0.000	0.000	0.000	0.811	-	-										0.000	0.000	0.000	0.002	-	-											0.009
0.950	0.000	0.000	0.000	0.761	-	-										0.000	0.000	0.000	0.003	-	-											0.010
1.000	0.000	0.000	0.000	0.711	-	-										0.000	0.000	0.000	0.001	-	-											0.010
1.100	0.000	0.000	0.000	0.611	-	-	0.000	0.000	0.000	0.614	-	-				0.000	0.000	0.000	0.001	-	-	0.000	0.000	0.000	0.001	-	-					0.011
1.200	0.000	0.000	0.000	0.512	-	-	0.000	0.000	0.000	0.514	-	-				0.000	0.000	0.000	0.002	-	-	0.000	0.000	0.000	0.001	-	-					0.012
1.300	0.000	0.000	0.000	0.412	-	-	0.000	0.000	0.000	0.415	-	-				0.000	0.000	0.000	0.001	-	-	0.000	0.000	0.000	0.001	-	-					0.013
1.400	0.000	0.000	0.000	0.312	-	-	0.000	0.000	0.000	0.319	-	-				0.000	0.000	0.000	0.001	-	-	0.000	0.000	0.000	0.004	-	-					0.014
1.500	0.000	0.000	0.000	0.217	-	-	0.000	0.000	0.000	0.230	-	-				0.000	0.000	0.000	0.005	-	-	0.000	0.000	0.000	0.015	-	-					0.015
1.600	0.000	0.000	0.000	0.133	-	-	0.000	0.000	0.000	0.153	-	-				0.000	0.000	0.000	0.021	-	-	0.000	0.000	0.000	0.038	-	-					0.016
1.700	0.000	0.000	0.000	0.069	-	1,000	0.000	0.000	0.000	0.094	-	-				0.000	0.000	0.000	0.057	-	-	0.000	0.000	0.000	0.079	-	-					0.017
1.800	0.000	0.000	0.000	0.030	-	-	0.000	0.000	0.000	0.053	-	-				0.000	0.000	0.000	0.118	-	-	0.000	0.000	0.000	0.138	-	-					0.018
1.900	0.000	0.000	0.000	0.011	-	-	0.000	0.000	0.000	0.027	-	-				0.000	0.000	0.000	0.199	-	-	0.000	0.000	0.000	0.212	-	-					0.019
2.000	0.000	0.000	0.000	0.003	-	-	0.000	0.000	0.000	0.013	-	-				0.000	0.000	0.000	0.292	-	-	0.000	0.000	0.000	0.298	-	-					0.020
2.200	0.000	0.000	0.000	0.001	-	-	0.000	0.000	0.000	0.002	-	-				0.000	0.000	0.000	0.490	-	-	0.000	0.000	0.000	0.490	-	-					0.022
2.400	0.000	0.000	0.000	0.001	-	-	0.000	0.000	0.000	0.001	-	-				0.000	0.000	0.000	0.690	-	-	0.000	0.000	0.000	0.690	-	-					0.024
2.600	0.000	0.000	0.000	0.001	-	-	0.000	0.000	0.000	0.001	-	-				0.000	0.000	0.000	0.890	-	-	0.000	0.000	0.000	0.890	-	-					0.026
Totals:					0	1,000					0	0	0	0	0						0	0										
Number of Trades:					0						0										0.00											

NATIONAL BANK (CR)

(Contract Size: 100 Securities, Exercise Style: American, Physical Delivery)

Call Options														Put Options																				
March 2024							April 2024							Other Months		March 2024							April 2024							Other Months		Exercise Price		
Exercise Price	Open price	Price max	Price min	Last price	Closing price	Volume	Open Interest	Open price	Price max	Price min	Last price	Closing price	Volume	Open Interest	Volume	Open Interest	Open price	Price max	Price min	Last price	Closing price	Volume	Open Interest	Open price	Price max	Price min	Last price	Closing price	Volume	Open Interest	Volume		Open Interest	
3.200	0.000	0.000	0.000		4.03	-	-										0.000	0.000	0.000		0.001	-	-										0.032	
3.400	0.000	0.000	0.000		3.83	-	-										0.000	0.000	0.000		0.001	-	-										0.034	
3.600	0.000	0.000	0.000		3.63	-	-										0.000	0.000	0.000		0.001	-	-										0.036	
3.800	0.000	0.000	0.000		3.43	-	-										0.000	0.000	0.000		0.002	-	-										0.038	
4.000	0.000	0.000	0.000		3.24	-	-										0.000	0.000	0.000		0.001	-	-										0.040	
4.400	0.000	0.000	0.000		2.84	-	-										0.000	0.000	0.000		0.001	-	-										0.044	
4.800	0.000	0.000	0.000		2.44	-	-	0.000	0.000	0.000		2.45	-	-			0.000	0.000	0.000		0.001	-	-	0.000	0.000	0.000		0.001	-	-			0.048	
5.200	0.000	0.000	0.000		2.04	-	-	0.000	0.000	0.000		2.05	-	-			0.000	0.000	0.000		0.001	-	-	0.000	0.000	0.000		0.002	-	-			0.052	
5.600	0.000	0.000	0.000		1.64	-	-	0.000	0.000	0.000		1.66	-	-			0.000	0.000	0.000		0.001	-	-	0.000	0.000	0.000		0.009	-	-			0.056	
6.000	0.000	0.000	0.000		1.24	-	-	0.000	0.000	0.000		1.28	-	-			0.000	0.000	0.000		0.001	-	-	0.000	0.000	0.000		0.031	-	-			0.060	
6.400	0.000	0.000	0.000		0.851	-	-	0.000	0.000	0.000		0.937	-	-			0.000	0.000	0.000		0.013	-	240	0.000	0.000	0.000		0.087	-	-			0.064	
6.800	0.000	0.000	0.000		0.504	-	2	0.000	0.000	0.000		0.645	-	-			0.000	0.000	0.000		0.066	-	-	0.000	0.000	0.000		0.194	-	-			0.068	
7.200	0.000	0.000	0.000		0.245	-	35	0.000	0.000	0.000		0.413	-	-			0.000	0.000	0.000		0.206	-	-	0.000	0.000	0.000		0.361	-	-			0.072	
7.600	0.000	0.000	0.000		0.094	-	-	0.000	0.000	0.000		0.249	-	-			0.000	0.000	0.000		0.456	-	-	0.000	0.000	0.000		0.598	-	-			0.076	
8.000	0.000	0.000	0.000		0.028	-	-	0.000	0.000	0.000		0.140	-	-			0.000	0.000	0.000		0.791	-	-	0.000	0.000	0.000		0.889	-	-			0.080	
8.400	0.000	0.000	0.000		0.006	-	-	0.000	0.000	0.000		0.072	-	-			0.000	0.000	0.000		1.17	-	-	0.000	0.000	0.000		1.22	-	-			0.084	
8.800	0.000	0.000	0.000		0.001	-	-	0.000	0.000	0.000		0.036	-	-			0.000	0.000	0.000		1.57	-	-	0.000	0.000	0.000		1.59	-	-			0.088	
9.200	0.000	0.000	0.000		0.001	-	-	0.000	0.000	0.000		0.017	-	-			0.000	0.000	0.000		1.97	-	-	0.000	0.000	0.000		1.97	-	-			0.092	
Totals:						0	37						0	0	0							0	240									0	0	
Number of Trades:						0							0	0	0							0.00										0	0	

OPAP (CR)

(Contract Size: 100 Securities, Exercise Style: American, Physical Delivery)

Exercise Price	Call Options													Put Options																			
	March 2024						April 2024						Other Months		March 2024						April 2024						Other Months		Exercise Price				
	Open price	Price max	Price min	Last price	Closing price	Volume	Open Interest	Open price	Price max	Price min	Last price	Closing price	Volume	Open Interest	Volume	Open Interest	Open price	Price max	Price min	Last price	Closing price	Volume	Open Interest	Open price	Price max	Price min	Last price	Closing price		Volume	Open Interest	Volume	Open Interest
9.600	0.000	0.000	0.000	6.57	-	-											0.000	0.000	0.000	0.001	-	-											
10.000	0.000	0.000	0.000	6.17	-	-											0.000	0.000	0.000	0.001	-	-											0.100
11.000	0.000	0.000	0.000	5.17	-	-	0.000	0.000	0.000	5.20	-	-					0.000	0.000	0.000	0.001	-	-	0.000	0.000	0.000	0.001	-	-				0.110	
12.000	0.000	0.000	0.000	4.18	-	-	0.000	0.000	0.000	4.20	-	-					0.000	0.000	0.000	0.001	-	-	0.000	0.000	0.000	0.001	-	-				0.120	
13.000	0.000	0.000	0.000	3.18	-	-	0.000	0.000	0.000	3.21	-	-					0.000	0.000	0.000	0.001	-	-	0.000	0.000	0.000	0.004	-	-				0.130	
14.000	0.000	0.000	0.000	2.18	-	-	0.000	0.000	0.000	2.24	-	-					0.000	0.000	0.000	0.001	-	-	0.000	0.000	0.000	0.033	-	-				0.140	
15.000	0.000	0.000	0.000	1.21	-	-	0.000	0.000	0.000	1.37	-	-					0.000	0.000	0.000	0.033	-	-	0.000	0.000	0.000	0.161	-	-				0.150	
16.000	0.000	0.000	0.000	0.451	-	-	0.000	0.000	0.000	0.706	-	-					0.000	0.000	0.000	0.271	-	32	0.000	0.000	0.000	0.497	-	-				0.160	
17.000	0.000	0.000	0.000	0.092	-	-	0.000	0.000	0.000	0.294	-	-					0.000	0.000	0.000	0.915	-	-	0.000	0.000	0.000	1.09	-	-				0.170	
18.000	0.000	0.000	0.000	0.009	-	-	0.000	0.000	0.000	0.100	-	-					0.000	0.000	0.000	1.84	-	-	0.000	0.000	0.000	1.90	-	-				0.180	
19.000	0.000	0.000	0.000	0.001	-	-	0.000	0.000	0.000	0.028	-	-					0.000	0.000	0.000	2.84	-	-	0.000	0.000	0.000	2.84	-	-				0.190	
20.000	0.000	0.000	0.000	0.001	-	-	0.000	0.000	0.000	0.006	-	-					0.000	0.000	0.000	3.84	-	-	0.000	0.000	0.000	3.84	-	-				0.200	
22.000	0.000	0.000	0.000	0.001	-	-	0.000	0.000	0.000	0.001	-	-					0.000	0.000	0.000	5.84	-	-	0.000	0.000	0.000	5.84	-	-				0.220	
24.000	0.000	0.000	0.000	0.001	-	-	0.000	0.000	0.000	0.001	-	-					0.000	0.000	0.000	7.84	-	-	0.000	0.000	0.000	7.84	-	-				0.240	
Totals:						0	0						0	0	0	0							0	32					0	0	0	0	
Number of Trades:						0							0		0								0.00						0		0		



OTE (CR)

(Contract Size: 100 Securities, Exercise Style: American, Physical Delivery)

Call Options														Put Options																													
March 2024							April 2024							Other Months		March 2024							April 2024							Other Months		Exercise Price											
Open price	Price max	Price min	Last price	Closing price	Volume	Open Interest	Open price	Price max	Price min	Last price	Closing price	Volume	Open Interest	Volume	Open Interest	Open price	Price max	Price min	Last price	Closing price	Volume	Open Interest	Open price	Price max	Price min	Last price	Closing price	Volume	Open Interest	Volume	Open Interest												
9.200	0.000	0.000	0.000	4.71	-	-	0.000	0.000	0.000	4.73	-	-				0.000	0.000	0.000	0.001	-	-				0.000	0.000	0.000	0.001	-	-			0.092										
9.600	0.000	0.000	0.000	4.31	-	-	0.000	0.000	0.000	4.33	-	-				0.000	0.000	0.000	0.001	-	-				0.000	0.000	0.000	0.001	-	-			0.096										
10.000	0.000	0.000	0.000	3.91	-	-	0.000	0.000	0.000	3.93	-	-				0.000	0.000	0.000	0.001	-	-				0.000	0.000	0.000	0.001	-	-			0.100										
11.000	0.000	0.000	0.000	2.91	-	-	0.000	0.000	0.000	2.94	-	-				0.000	0.000	0.000	0.001	-	-				0.000	0.000	0.000	0.003	-	-			0.110										
12.000	0.000	0.000	0.000	1.92	-	20	0.000	0.000	0.000	1.98	-	-				0.000	0.000	0.000	0.001	-	5				0.000	0.000	0.000	0.037	-	-			0.120										
13.000	0.000	0.000	0.000	0.957	-	10	0.000	0.000	0.000	1.13	-	-				0.000	0.000	0.000	0.040	-	20				0.000	0.000	0.000	0.193	-	-			0.130										
14.000	0.208	0.208	0.208	0.208	0.208	2	5	0.000	0.000	0.000	0.530	-	-				0.000	0.000	0.000	0.356	-	5				0.000	0.000	0.000	0.588	-	-			0.140									
15.000	0.000	0.000	0.000	0.033	-	-	0.000	0.000	0.000	0.197	-	-				0.000	0.000	0.000	1.12	-	-				0.000	0.000	0.000	1.26	-	-			0.150										
16.000	0.000	0.000	0.000	0.001	-	-	0.000	0.000	0.000	0.056	-	-				0.000	0.000	0.000	2.10	-	-				0.000	0.000	0.000	2.13	-	-			0.160										
17.000	0.000	0.000	0.000	0.001	-	-	0.000	0.000	0.000	0.013	-	-				0.000	0.000	0.000	3.10	-	-				0.000	0.000	0.000	3.10	-	-			0.170										
18.000	0.000	0.000	0.000	0.001	-	-	0.000	0.000	0.000	0.002	-	-				0.000	0.000	0.000	4.10	-	-				0.000	0.000	0.000	4.10	-	-			0.180										
19.000	0.000	0.000	0.000	0.001	-	-	0.000	0.000	0.000	0.001	-	-				0.000	0.000	0.000	5.10	-	-				0.000	0.000	0.000	5.10	-	-			0.190										
20.000	0.000	0.000	0.000	0.001	-	-					-	-				0.000	0.000	0.000	6.10	-	-													0.200									
22.000	0.000	0.000	0.000	0.001	-	-					-	-				0.000	0.000	0.000	8.10	-	-													0.220									
Totals:					2	35					0	0									2	30													0	0							
Number of Trades:					1						0	0									0.00															0	0						

PIRAEUS FINANCIAL HOLD (CR)

(Contract Size: 100 Securities, Exercise Style: American, Physical Delivery)

Call Options														Put Options																			
March 2024							April 2024							Other Months		March 2024							April 2024							Other Months		Exercise Price	
Open price	Price max	Price min	Last price	Closing price	Volume	Open Interest	Open price	Price max	Price min	Last price	Closing price	Volume	Open Interest	Volume	Open Interest	Open price	Price max	Price min	Last price	Closing price	Volume	Open Interest	Open price	Price max	Price min	Last price	Closing price	Volume	Open Interest	Volume	Open Interest		
1.300	0.000	0.000	0.000	2.67	-	-										0.000	0.000	0.000	0.001	-	-											0.013	
1.400	0.000	0.000	0.000	2.57	-	-										0.000	0.000	0.000	0.001	-	-											0.014	
1.500	0.000	0.000	0.000	2.47	-	-										0.000	0.000	0.000	0.001	-	-											0.015	
1.600	0.000	0.000	0.000	2.37	-	-										0.000	0.000	0.000	0.001	-	-											0.016	
1.700	0.000	0.000	0.000	2.27	-	-										0.000	0.000	0.000	0.001	-	-											0.017	
1.800	0.000	0.000	0.000	2.17	-	-										0.000	0.000	0.000	0.001	-	-											0.018	
1.900	0.000	0.000	0.000	2.07	-	-										0.000	0.000	0.000	0.001	-	-											0.019	
2.000	0.000	0.000	0.000	1.97	-	-										0.000	0.000	0.000	0.001	-	-											0.020	
2.200	0.000	0.000	0.000	1.77	-	-										0.000	0.000	0.000	0.001	-	-											0.022	
2.400	0.000	0.000	0.000	1.57	-	-	0.000	0.000	0.000		1.58	-	-			0.000	0.000	0.000	0.002	-	-	0.000	0.000	0.000	0.001	-	-					0.024	
2.600	0.000	0.000	0.000	1.37	-	-	0.000	0.000	0.000		1.38	-	-			0.000	0.000	0.000	0.001	-	-	0.000	0.000	0.000	0.001	-	-					0.026	
2.800	0.000	0.000	0.000	1.17	-	-	0.000	0.000	0.000		1.18	-	-			0.000	0.000	0.000	0.001	-	-	0.000	0.000	0.000	0.001	-	-					0.028	
3.000	0.000	0.000	0.000	0.974	-	-	0.000	0.000	0.000		0.984	-	-			0.000	0.000	0.000	0.001	-	-	0.000	0.000	0.000	0.004	-	-					0.030	
3.200	0.000	0.000	0.000	0.774	-	-	0.000	0.000	0.000		0.794	-	-			0.000	0.000	0.000	0.001	-	-	0.000	0.000	0.000	0.014	-	-					0.032	
3.400	0.000	0.000	0.000	0.577	-	-	0.000	0.000	0.000		0.616	-	-			0.000	0.000	0.000	0.003	-	-	0.000	0.000	0.000	0.035	-	-					0.034	
3.600	0.000	0.000	0.000	0.390	-	30	0.000	0.000	0.000		0.458	-	-			0.000	0.000	0.000	0.016	-	-	0.000	0.000	0.000	0.077	-	-					0.036	
3.800	0.000	0.000	0.000	0.230	-	-	0.000	0.000	0.000		0.324	-	-			0.000	0.000	0.000	0.056	-	-	0.000	0.000	0.000	0.142	-	-					0.038	
4.000	0.000	0.000	0.000	0.116	-	-	0.000	0.000	0.000		0.219	-	-			0.000	0.000	0.000	0.141	-	-	0.000	0.000	0.000	0.237	-	-					0.040	
4.400	0.000	0.000	0.000	0.016	-	-	0.000	0.000	0.000		0.086	-	-			0.000	0.000	0.000	0.443	-	-	0.000	0.000	0.000	0.505	-	-					0.044	
4.800	0.000	0.000	0.000	0.001	-	-	0.000	0.000	0.000		0.028	-	-			0.000	0.000	0.000	0.830	-	-	0.000	0.000	0.000	0.848	-	-					0.048	
5.200	0.000	0.000	0.000	0.001	-	-	0.000	0.000	0.000		0.008	-	-			0.000	0.000	0.000	1.23	-	-	0.000	0.000	0.000	1.23	-	-					0.052	
5.600	0.000	0.000	0.000	0.001	-	-	0.000	0.000	0.000		0.002	-	-			0.000	0.000	0.000	1.63	-	-	0.000	0.000	0.000	1.63	-	-					0.056	
6.000	0.000	0.000	0.000	0.001	-	-	0.000	0.000	0.000		0.001	-	-			0.000	0.000	0.000	2.03	-	-	0.000	0.000	0.000	2.03	-	-					0.060	
Totals:					0	30						0	0	0								0	0									0	0
Number of Trades:					0							0	0									0.00									0	0	

PPC (CR)

(Contract Size: 100 Securities, Exercise Style: American, Physical Delivery)

Call Options														Put Options																		
March 2024							April 2024							Other Months		March 2024							April 2024							Other Months		Exercise Price
Open price	Price max	Price min	Last price	Closing price	Volume	Open Interest	Open price	Price max	Price min	Last price	Closing price	Volume	Open Interest	Volume	Open Interest	Open price	Price max	Price min	Last price	Closing price	Volume	Open Interest	Open price	Price max	Price min	Last price	Closing price	Volume	Open Interest	Volume	Open Interest	
5.600	0.000	0.000	0.000	6.31	-	-										0.000	0.000	0.000	0.001	-	-											0.056
6.000	0.000	0.000	0.000	5.91	-	-										0.000	0.000	0.000	0.001	-	-											0.060
6.400	0.000	0.000	0.000	5.51	-	-										0.000	0.000	0.000	0.001	-	-											0.064
6.800	0.000	0.000	0.000	5.11	-	-										0.000	0.000	0.000	0.001	-	-											0.068
7.200	0.000	0.000	0.000	4.71	-	-										0.000	0.000	0.000	0.001	-	-											0.072
7.600	0.000	0.000	0.000	4.31	-	-										0.000	0.000	0.000	0.001	-	-											0.076
8.000	0.000	0.000	0.000	3.91	-	-										0.000	0.000	0.000	0.001	-	-											0.080
8.400	0.000	0.000	0.000	3.51	-	-										0.000	0.000	0.000	0.001	-	-											0.084
8.800	0.000	0.000	0.000	3.11	-	-	0.000	0.000	0.000		3.13	-	-			0.000	0.000	0.000	0.001	-	-	0.000	0.000	0.000		0.004	-	-			0.088	
9.200	0.000	0.000	0.000	2.71	-	-	0.000	0.000	0.000		2.74	-	-			0.000	0.000	0.000	0.001	-	-	0.000	0.000	0.000		0.012	-	-			0.092	
9.600	0.000	0.000	0.000	2.31	-	-	0.000	0.000	0.000		2.36	-	-			0.000	0.000	0.000	0.001	-	-	0.000	0.000	0.000		0.029	-	-			0.096	
10.000	0.000	0.000	0.000	1.92	-	-	0.000	0.000	0.000		1.99	-	-			0.000	0.000	0.000	0.005	-	-	0.000	0.000	0.000		0.060	-	-			0.100	
11.000	0.000	0.000	0.000	0.996	-	16	0.000	0.000	0.000		1.18	-	-			0.000	0.000	0.000	0.082	-	-	0.000	0.000	0.000		0.246	-	-			0.110	
12.000	0.000	0.000	0.000	0.350	-	1	0.000	0.000	0.000		0.599	-	-			0.000	0.000	0.000	0.436	-	16	0.000	0.000	0.000		0.664	-	-			0.120	
13.000	0.000	0.000	0.000	0.074	-	26	0.000	0.000	0.000		0.259	-	5			0.000	0.000	0.000	1.16	-	-	0.000	0.000	0.000		1.32	-	-			0.130	
14.000	0.000	0.000	0.000	0.009	-	-	0.000	0.000	0.000		0.095	-	-			0.000	0.000	0.000	2.10	-	-	0.000	0.000	0.000		2.16	-	-			0.140	
15.000	0.000	0.000	0.000	0.001	-	-	0.000	0.000	0.000		0.029	-	-			0.000	0.000	0.000	3.10	-	-	0.000	0.000	0.000		3.11	-	-			0.150	
16.000	0.000	0.000	0.000	0.002	-	-	0.000	0.000	0.000		0.008	-	-			0.000	0.000	0.000	4.10	-	-	0.000	0.000	0.000		4.10	-	-			0.160	
17.000	0.000	0.000	0.000	0.001	-	-	0.000	0.000	0.000		0.002	-	-			0.000	0.000	0.000	5.10	-	-	0.000	0.000	0.000		5.10	-	-			0.170	
18.000	0.000	0.000	0.000	0.001	-	-	0.000	0.000	0.000		0.001	-	-			0.000	0.000	0.000	6.10	-	-	0.000	0.000	0.000		6.10	-	-			0.180	
Totals:					0	43						0	5	0	0					0	16						0	5	0	0		
Number of Trades:					0						0		0							0.00						0		0				

Lending Products	Underlying Title	Multilateral Transactions[1]					Bilateral Transactions[2]		Stock Borrowing through OTC (volume)[3]
		Open Interest[5]	Volume(Offered)	Average Weighted	Transactions volume	Average Weighted	Transactions Volume	Average Weighted	Transactions Volume
ADMIEBOR	ADMIE (IPTO) HOLDING S.A. (CR)	---	---	---	---	---	---	267,580	
AEGNBOR	AEGEAN AIRLINES (CR)	---	---	---	---	---	---	191,399	
AETFBOR	ALPHA ETF FTSE Athex Large Cap	---	---	---	---	1,000	1.00%	---	
ALPHABOR	ALPHA SERVICES HOLD (CR)	53,651	---	---	---	---	---	58,704,045	
OTOELBOR	AUTOHELLAS SA (CR)	1,500	---	---	---	---	---	67,389	
AVAXBOR	AVAX S.A. (CR)	2,000	---	---	---	---	---	---	
EEEBOR	CC HBC AG (CR)	1,358	---	---	---	---	---	44,377	
CENERBOR	CENERGY HOLDINGS (CB)	---	---	---	---	---	---	5,765	
ELLAKTORBOR	ELLAKTOR (CR)	2,681	---	---	---	---	---	113,171	
ELHABOR	ELVALHALCOR (CR)	788	---	---	---	---	---	64,887	
EUROBBOR	EUROBANK HOLDINGS (CR)	---	---	---	---	---	---	34,888,533	
EYDAPBOR	EYDAP S.A. (CR)	845	---	---	300	5.01%	---	262,962	
FOYRKBOR	FOURLIS (CR)	230	---	---	---	---	---	10,875	
GEKTERNABOR	GEK TERNA (CR)	---	---	---	200	4.88%	---	6,203,698	
SARBOR	GR. SARANTIS S.A. (CR)	457	---	---	---	---	---	85,071	
EXAEBOR	HELLENIC EXCHANGES-A.S.E. (CR)	200	---	---	---	---	---	167,047	
ELPEBOR	HELLENIQ ENERGY (CR)	---	---	---	---	---	---	259,536	
INTRKBOR	INTRACOM HOLDINGS (CR)	---	---	---	---	---	---	---	
INKATBOR	INTRAKAT (CR)	---	---	---	---	---	---	146,000	
BELABOR	JUMBO SA (CR)	---	---	---	---	---	---	210,665	
LAMDABOR	LAMDA DEVELOPMENT SA (CR)	400	---	---	---	---	---	223,277	
MIGBOR	MIG (CR)	1,992	---	---	---	---	---	40,179	
MOHBOR	MOTOR OIL (CR)	24,181	---	---	---	---	---	418,347	
MYTILBOR	MYTILINEOS (CR)	761	---	---	1,100	4.88%	---	156,348	
ETEBOR	NATIONAL BANK (CR)	---	---	---	---	---	---	14,361,285	
OPAPBOR	OPAP (CR)	---	---	---	---	---	---	1,612,219	
OPTIMABOR	OPTIMA BANK (CR)	1,900	---	---	---	---	---	8,394	
HTOBOR	OTE (CR)	1,750	---	---	---	---	---	1,798,230	
PPABOR	P.P.A. S.A. (CR)	1,500	---	---	---	---	---	66,443	
TPEIRBOR	PIRAEUS FINANCIAL HOLD (CR)	6,500	---	---	---	---	---	897,352	
PPCBOR	PPC (CR)	2,000	---	---	---	---	---	1,278,881	

## Stock Lending Notes

[1] - Multilateral contracts Lending or Borrowing as per Methods 8-1, 8-2 and 8-3-3 (According to ATHEX BoD Resolution No.17)

[2] - Bilateral Contracts Lending or Borrowing as per Methods 8-3-1 and 8-3-2 (According to ATHEX BoD Resolution No.20 )

[3] - The information concerning OTC Stock Borrowing Transactions is based on the statements of the Dematerialised Securities System (DSS) operators involved and refers to volumes that have been registered up until the previous working day.

[4] - Average Price (Volume weighted)

[5] - The Data concerning Open Interest before the start of trading session

Lending Products	Underlying Title	Open Interest[5]	Multilateral Transactions[1]				Bilateral Transactions[2]		Stock Borrowing through OTC (volume)[3]	
			Volume(Offered)	Average Weighted	Transactions volume	Average Weighted	Transactions Volume	Average Weighted	Transactions Volume	
QUALBOR	QUALITY & RELIABILITY SA (CR)	---	---	---	---	---	---	---	---	
QUESTBOR	QUEST HOLDINGS (CR)	391	---	---	---	---	---	---	21,333	
TENERGYBOR	TERNA ENERGY (CR)	---	---	---	---	---	---	---	271,750	
TITCBOR	TITAN CEMENT (CB)	7,615	---	---	---	---	---	---	223,665	
VIOBOR	VIOHALCO SA/NV (CB)	744	---	---	---	---	---	---	---	

## Stock Lending Notes

[1] - Multilateral contracts Lending or Borrowing as per Methods 8-1, 8-2 and 8-3-3 (According to ATHEX BoD Resolution No.17)

[2] - Bilateral Contracts Lending or Borrowing as per Methods 8-3-1 and 8-3-2 (According to ATHEX BoD Resolution No.20 )

[3] - The information concerning OTC Stock Borrowing Transactions is based on the statements of the Dematerialised Securities System (DSS) operators involved and refers to volumes that have been registered up until the previous working day.

[4] - Average Price (Volume weighted)

[5] - The Data concerning Open Interest before the start of trading session

## Sectors codification for listed companies

12003-	ETF	10101010	Computer Services
10101015	Software	10102030	Computer Hardware
15101010	Telecommunications Equipment	15102015	Telecommunications Services
20101010	Health Care Facilities	20101025	Health Care Services
20102010	Medical Equipment	20103015	Pharmaceuticals
30101010	Banks	30202000	Diversified Financial Services
30202010	Asset Managers & Custodians	30202015	Investment Services
30204000	Closed End Investments	30302010	Full Line Insurance
30302015	Insurance Brokers	30302025	Property and Casualty Insurance
35101010	Real Estate Holding and Development	35101015	Real Estate Services
35102000	Diversified REITs	35102030	Office REITs
35102045	Retail REITs.	40201040	Rental & Leasing Services: Consumer
40202010	Home Construction	40202015	Household Furnishings
40202020	Household Appliance	40203040	Electronic Entertainment
40204020	Clothing & Accessories	40301010	Entertainment
40301030	Publishing	40301035	Radio & TV Broadcasters
40401010	Diversified Retailers	40401020	Apparel Retailers
40401025	Home Improvement Retailers	40401030	Specialty Retailers
40501010	Airlines	40501015	Travel & Tourism
40501020	Casinos & Gambling	40501025	Hotels & Motels
45101015	Distillers & Vintners	45101020	Soft Drinks
45102010	Farming Fishing Ranching & Plantations	45102020	Food Products
45103010	Tobacco	45201010	Food Retailers & Wholesalers
45201020	Personal Products	50101010	Construction
50101020	Building Roof/Wallboard and Plumbing	50101030	Cement
50101035	Building Materials: Other	50202010	Electrical Components
50203015	Plastics	50203030	Containers & Packaging
50204000	Machinery: Industrial	50204020	Machinery: Construction & Handling
50205010	Industrial Suppliers	50205020	Back Office Support HR & Consulting
50205030	Forms & Bulk Printing Services	50206015	Commercial Vehicles & Parts
50206030	Marine Transportation	50206060	Transportation Services
55101000	Diversified Materials	55101020	Textile Products
55102000	General Mining	55102010	Iron & Steel
55102015	Metal Fabricating	55102035	Aluminum
60101020	Oil Refining and Marketing	65101010	Alternative Electricity
65101015	Conventional Electricity	65102000	Multi-Utilities
65102030	Water		



**ATHEX**  
Athens Stock Exchange

Λεωφ. Αθηνών 110 104 42 Αθήνα  
110, Athinon Ave. GR 104 42 Athens  
tel. (+30)210-33.66.800, fax (+30)210-33.66.101  
[www.athexgroup.gr](http://www.athexgroup.gr)