

24

Ημερήσιο Δελτίο  
Συναλλακτικής Δραστηριότητας

Daily Official List  
of Trading Activity

Tuesday, 20 February, 2024  
Year: 145 Trading Day No: 36



**ATHEXGROUP**  
Athens Exchange Group

**Disclaimer:**

Hellenic Exchanges-Athens Stock Exchange S.A endeavours to ensure that the data and other material ("Information") presented on the Daily Official List are accurate and complete, but it is not liable for any errors or omissions of data or /and for the accuracy, credibility, updating and completeness of the aforesaid information nor it has any liability arising directly or indirectly from the use of the above Information.

The Company is not liable for the accuracy of the data included in listed companies' announcements. Only the sender of such an announcement is fully and solely liable for any infringement of third party's rights from the content of such announcement. All contents of the Daily Official List are provided only for information purposes and do not constitute investment advice or solicitation to invest in securities or other products listed for trading on the Exchange.

You acknowledge and agree that the Company is the owner of any property rights related to any Information appearing on the Daily Official List including intellectual property rights copyright, trademarks, etc.

The above data are a property of the Hellenic Exchanges-Athens Exchange and are copyright protected. Users are forbidden to reproduce, modify, copy, sale, transmit or redistribute, by all reproduction means and methods, part or the whole of the above data, without reference to their source.

The commercial exploitation of these data is, also, forbidden by third parties. Hellenic Exchanges-Athens Exchange does not carry any responsibility, direct or indirect, derived from usage or accidental alteration of the above data when used by third parties.

---

**Hellenic Exchanges – Athens Stock Exchange S.A.**

110 Athinon Ave., 10442 Athens, Tel: (210) 33.66.800, Fax: (210) 32.13.938

[www.athexgroup.gr](http://www.athexgroup.gr)

---

**Thessalonica Stock Exchange Center (T.S.E.C)**

16-18 Katouni Str., Thessalonica 546 25 Tel: (2310) 567.667, Fax: (2310) 530.545

---

**Athex Members Guarantee Fund**

14-16 Fidiou Str., Athens 106 78, Tel: (210) 33.04.682, Fax: (210) 33.04.155

---

**Hellenic Republic Capital Market Commission**

1 Kolokotroni Str. & 1 Stadiou Str., Athens 10562 Tel: (210) 33.77.100 Fax: (210) 33.77.173

---

**Table of Contents**

---

**Section 1: Statistical Figures of Securities, Derivatives and Lending**

Summary of Markets

Athex Indices

Analytic Figures for Athex Market's Boards and Categories

Trading Details by Athex Sectors and Financial Instruments (ETFs)

Top 10 best &amp; worst performing Shares

Derivatives Summary

**Section 2: Analytic Figures of Shares Transactions**

Analytic Figures of Shares Transactions

Shares' Notes

**Section 3: Figures of Securities Transactions**

Securities Blocks Details

Shares Rights Details

Stock Borrowing

Forced Sales Details

Forced Sales Registered Shares

Exchange Traded Funds (ETFs) Characteristics

**Section 5: Bonds traded in Fixed Income Assets Market**

Convertible Corporate Bonds - Regulated Market

Non Convertible Corporate Bonds - Regulated Market

Government Bonds

Treasury Bills &amp; Zero Coupon Government Bonds

Government Bonds Traded with the Open Outcry Method

State Banks Bonds

**Section 6: Additional Infos**

Athex &amp; ATHEXClear Members List

List of Stocks under Market Making operations

**Section 7: Derivatives Market Analytic Figures**

Index Futures

Stock Futures

Index Options

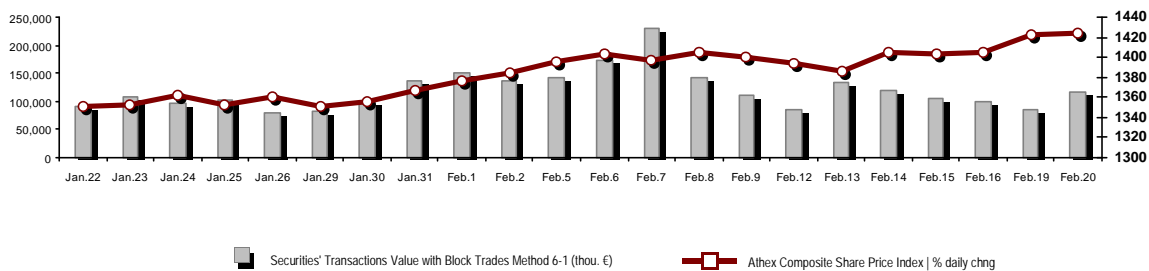
Stock Options

Stock Lending Analytic Figures

**Appendix A: Sectors codification for listed companies**

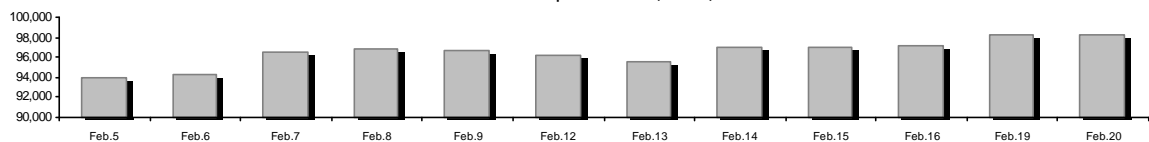
## Summary of Markets

Athex Composite Share Price Index vs Shares and Derivatives Transactions Value

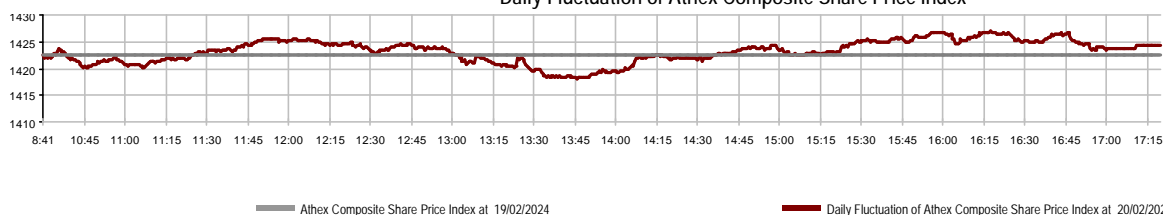


Athex Capitalisation (mill. €) **:	98,219.76		Derivatives Total Open Interest	495,882
Daily change: mill. €   %	30.26	0.03%	in Index Futures   % daily chng	6,506 0.53%
Yearly Avg Capitalisation: mill. €   % chng prev year Avg	92,672.18	15.28%	in Stock Futures   % daily chng	488,428 0.94%
Athex Composite Share Price Index   % daily chng	1,424.35	0.14%	in Index Options   % daily chng	541 15.35%
Athex Composite Share Price Index Capitalisation (mill. €)	89,676.95		in Stock Options   % daily chng	407 2.01%
Daily change (mill. €)	57.95			
Securities' Transactions Value with Block Trades Method 6-1 (t)	115,221.78		Derivatives Contracts Volume:	23,755
Daily change: %	28,818.04	33.35%	Daily change: pieces   %	3,934 19.85%
YtD Avg Trans. Value: thou. €   % chng prev year Avg	110,795.59	1.12%	YtD Avg Derivatives Contracts % chng prev year Avg	25,809 -41.29%
Blocks Transactions Value of Method 6-1 (thou. €)	5,571.03		Derivatives Trades Number:	2,027
Blocks Transactions Value of Method 6-2 & 6-3 (thou. €)	0.00		Daily change: number   %	97 5.03%
Bonds Transactions Value (thou.€)	2,206.23		YtD Avg Trades number % chng prev year Avg	1,923 -17.51%
Securities' Transactions Volume with Block Trades Method 6-1 (tho)	21,309.22		Lending Total Open Interest	125,429
Daily change: thou. pieces   %	848.72	4.15%	Daily change: pieces   %	2,000 1.62%
YtD Avg Volume: % chng prev year Avg	25,550.09	-24.00%	Lending Volume (Multilateral/Bilateral)	9,515
Blocks Transactions Volume of Method 6-1 (thou. Pieces)	665.36		Daily change: pieces   %	3,515
Blocks Transactions Volume of Method 6-2 & 6-3 (thou. Pieces)	0.00		Multilateral Lending	1,515
Bonds Transactions Volume	2,253,000		Bilateral Lending	8,000
Securities' Trades Number with Block Trades Method 6-1	43,763		Lending Trades Number:	4
Daily change: number   %	8,944	25.69%	Daily change: %	1
YtD Avg Trades number % chng prev year Avg	39,568	9.24%	Multilateral Lending Trades Number	2
Number of Blocks Method 6-1	9		Bilateral Lending Trades Number	2
Number of Blocks Method 6-2 & 6-3	0			
Number of Bonds Transactions	295			

Athex Capitalisation (mill. €) \*\*



Daily Fluctuation of Athex Composite Share Price Index



## Athex Indices

Index name	20/02/2024	19/02/2024	pts.	%	Min	Max	Year min	Year max	Year change
Athex Composite Share Price Index	1,424.35 #	1,422.41	1.94	0.14%	1,418.14	1,426.93	1,293.14	1,426.93	10.15% #
Athex Composite Index Total Return Index	2,597.09 #	2,593.56	3.53	0.14%	2,585.77	2,601.79	2,355.44	2,601.79	10.26% #
Athex ESG Index	1,629.85 #	1,628.90	0.95	0.06%	1,622.12	1,631.34	1,471.77	1,631.34	10.74% #
ATHEX Alternative Market Price Index	12,864.59 €	13,041.12	-176.53	-1.35%	12,783.66	13,325.84	9,352.11	13,974.15	37.56% #
FTSE/Athex Large Cap	3,464.26 #	3,462.47	1.79	0.05%	3,447.55	3,467.79	3,122.79	3,467.79	10.93% #
FTSE/Athex Mid Cap Index	2,426.72 €	2,437.47	-10.75	-0.44%	2,426.72	2,444.67	2,212.15	2,444.67	7.82% #
FTSE/ATHEX High Dividend Yield Index	4,126.01 €	4,144.53	-18.52	-0.45%	4,120.79	4,156.90	3,752.57	4,156.90	9.40% #
FTSE/Athex Market Index	826.78 #	826.49	0.29	0.04%	823.21	827.91	746.82	827.91	10.71% #
FTSE/Athex Banks	1,241.74 #	1,240.55	1.19	0.10%	1,228.72	1,241.74	1,057.67	1,251.92	16.97% #
FTSE/ATHEX TECHNOLOGY & TELECOMMUNICAT	5,531.39 #	5,463.32	68.07	1.25%	5,452.60	5,558.90	4,915.95	5,558.90	9.05% #
FTSE/ATHEX FINANCIAL SERVICES	5,848.03 #	5,846.24	1.79	0.03%	5,790.39	5,848.03	4,996.31	5,899.65	16.63% #
FTSE/ATHEX REAL ESTATE	4,936.13 €	4,970.91	-34.78	-0.70%	4,927.08	4,985.04	4,900.02	5,120.52	-0.49% €
FTSE/ATHEX CONSUMER DISCRETIONARY	5,411.23 €	5,457.80	-46.57	-0.85%	5,406.49	5,457.80	4,993.33	5,509.05	7.88% #
FTSE/ATHEX CONSUMER STAPLES	5,579.87 €	5,580.64	-0.77	-0.01%	5,567.72	5,614.98	5,069.68	5,614.98	9.66% #
FTSE/ATHEX INDUSTRIALS	5,660.75 #	5,594.10	66.65	1.19%	5,594.10	5,694.55	5,044.08	5,694.55	11.40% #
FTSE/ATHEX BASIC MATERIALS	5,543.63 €	5,598.34	-54.71	-0.98%	5,543.63	5,625.15	4,869.63	5,876.05	13.84% #
FTSE/ATHEX ENERGY & UTILITIES	5,266.11 €	5,277.90	-11.79	-0.22%	5,251.62	5,296.31	4,987.63	5,361.67	5.58% #
Athex All Share Index	329.22 #	329.13	0.09	0.03%	329.22	329.22	304.60	329.22	9.01% #
Hellenic Mid & Small Cap Index	2,066.69 €	2,068.06	-1.37	-0.07%	2,060.54	2,077.92	1,929.00	2,079.37	7.14% #
FTSE/Athex Large Cap Total Return	5,736.02 #	5,733.06	2.96	0.05%			5,201.70	5,736.02	11.01% #
FTSE/Athex Mid Cap Total Return	3,268.11 €	3,282.59	-14.48	-0.44%			3,005.84	3,282.59	7.82% #
MSCI GREECE REBASED	5,580.12 €	5,587.77	-7.65	-0.14%	5,543.88	5,587.77	4,984.69	5,587.77	11.95% #
Hellenic Corporate Bond Index	130.25 #	130.22	0.03	0.02%			129.54	130.36	0.47% #
Hellenic Corporate Bond Price Index	90.74 €	90.75	-0.01	-0.01%			90.52	90.97	0.10% #

Note 1: FTSE/Med 100, Hellenic Corporate Bond Price Index and Hellenic Corporate Bond Index closing prices refer to the previous trading day of 16/02/2024.

Note 2: The Hellenic Mid & Small Cap Index is a Customized index calculated by the Athens Exchange.

## Analytic Figures for Athex Market's Boards and Categories

	Total Traded Securities	Main Market	Surveillance	Exchange Traded Funds (ETFs)
Totals	132	122	9	1
Gain / Lose / Same:	50 / 55 / 27	43 / 54 / 25	6 / 1 / 2	1 / 0 / 0
Athex Capitalisation (mill. €) **	98,219.76	98,112.91	106.86	
Daily Average Trans/ons Value(thou.€)	110,795.59	110,513.98	68.57	275.46
Transactions Value	115,221.78	115,086.00	74.46	61.32
Main Board:	109,650.75	109,514.97	74.46	61.32
Blocks Board 6_2_3:	5,571.03	5,571.03	0.00	0.00
Forced Sales Board:	0.00	0.00	0.00	0.00
Special Terms Board:	0.00	0.00	0.00	0.00
Daily Average Transactions Volume	25,550,094	25,229,074	333,045	8,245
Transactions Volume	21,309,222	20,929,262	378,207	1,753
Main Board:	20,643,858	20,263,898	378,207	1,753
Blocks Board 6_2_3:	665,364	665,364	0	0
Forced Sales Board:	0	0	0	0
Special Terms Board:	0	0	0	0
Daily Average Number of Trades	39,568	39,398	96	75
Number of Trades	43,763	43,569	126	68
Main Board:	43,754	43,560	126	68
Blocks Board 6_2_3:	9	9	0	0
Forced Sales Board:	0	0	0	0
Special Terms Board:	0	0	0	0

## Trading Details by Athex Sectors and Financial Instruments (ETFs)

Code	Sectors	Gain / Lose / Same	Number of Trades	Transactions Volume	Transactions Value	% of Total Trans. Value
3010	- Banks	2 / 4 / 1	10,789	10,779,040	33,562,245.48	29.13%
5510	- Basic Resources	4 / 8 / 5	1,073	348,108	1,269,908.54	1.10%
5010	- Construction & Materials	8 / 6 / 1	4,242	1,576,388	10,280,030.63	8.92%
4020	- Consumer Products & Services	1 / 6 / 0	278	304,932	714,088.39	0.62%
6010	- Energy	0 / 2 / 2	3,537	540,116	8,197,661.93	7.11%
12000	- Financial Instruments	1 / 0 / 0	68	1,753	61,324.81	0.05%
3020	- Financial Services	2 / 2 / 1	1,329	366,055	2,046,534.18	1.78%
4510	- Food Beverage & Tobacco	2 / 3 / 2	306	72,270	1,043,354.65	0.91%
2010	- Health Care	0 / 0 / 3	141	141,785	130,730.82	0.11%
5020	- Industrial Goods & Services	9 / 5 / 5	2,962	939,933	7,087,102.56	6.15%
3030	- Insurance	0 / 1 / 0	51	6,060	29,922.95	0.03%
4030	- Media	2 / 0 / 0	20	5,033	2,166.26	0.00%
4520	- Personal Care, Drug & Grocery Stores	2 / 0 / 0	150	14,176	100,481.40	0.09%
3510	- Real Estate	1 / 7 / 4	1,266	456,792	1,961,548.48	1.70%
4040	- Retail	6 / 0 / 0	2,107	299,210	4,575,868.74	3.97%
1010	- Technology	4 / 4 / 2	2,295	755,562	3,582,461.08	3.11%
1510	- Telecommunications	2 / 0 / 0	2,430	740,610	10,440,156.98	9.06%
4050	- Travel & Leisure	2 / 4 / 0	3,421	2,515,843	9,421,074.45	8.18%
6510	- Utilities	2 / 3 / 1	7,298	1,445,556	20,715,118.88	17.98%

## Top 10 best &amp; worst performing Shares

## Main Market

With positive Price change	Closing price	change	With negative Price change	Closing price	change
EPSILON NET (CR)	10.72	5.93% #	KEKROPS SA (CR)	1.63	-3.26% ☒
TERNA ENERGY (CR)	16.25	4.70% #	HELLENIC EXCHANGES-A.S.E. (CR)	5.48	-3.18% ☒
MEVACO SA (CR)	4.2	3.45% #	INTRALOT (CR)	1.192	-2.77% ☒
TITAN CEMENT (CB)	25.8	3.41% #	MOTOR OIL (CR)	27.26	-2.64% ☒
GEN. COMMERCIAL & IND.SA (CR)	1.84	3.37% #	IKTINOS HELLAS SA (CR)	0.53	-2.21% ☒
PROFILE SA (CR)	4.22	3.18% #	AUTOHELLAS SA (CR)	13.56	-1.88% ☒
ALPHA TRUST HOLDINGS (CR)	6.9	2.22% #	TPA SA (CR)	21.4	-1.83% ☒
ENTERSOFT (CR)	6.9	2.07% #	TECHNICAL OLYMPIC SA (CR)	2.86	-1.72% ☒
MOTODYNAMICS S.A. (CR)	3	1.70% #	OPAP (CR)	16.18	-1.64% ☒
OTE (CR)	14.16	1.65% #	P.P.A. S.A. (CR)	24.5	-1.61% ☒
With the highest Transactions Value	Value (thou. €)	change	With the highest Transactions Volume	Volume	change
NATIONAL BANK (CR)	12,749.30	0.00% -	EUROBANK HOLDINGS (CR)	4,042,126	-0.16% ☒
OTE (CR)	10,431.45	1.65% #	ALPHA SERVICES HOLD (CR)	3,149,312	0.61% #
TERNA ENERGY (CR)	9,316.79	4.70% #	INTRALOT (CR)	1,959,899	-2.77% ☒
EUROBANK HOLDINGS (CR)	7,719.85	-0.16% ☒	NATIONAL BANK (CR)	1,773,577	0.00% -
PIRAEUS FINANCIAL HOLD (CR)	6,731.34	0.05% #	PIRAEUS FINANCIAL HOLD (CR)	1,699,237	0.05% #
OPAP (CR)	5,961.72	-1.64% ☒	OTE (CR)	739,495	1.65% #
MOTOR OIL (CR)	5,673.40	-2.64% ☒	ATHENS INTL AIRPORT (CR)	581,041	0.05% #
MYTILINEOS (CR)	5,472.33	-0.75% ☒	TERNA ENERGY (CR)	578,280	4.70% #
ALPHA SERVICES HOLD (CR)	5,413.71	0.61% #	INTRAKAT (CR)	408,130	0.96% #
GEK TERNA (CR)	5,156.13	0.97% #	PPC (CR)	407,763	0.67% #

Note: Stocks that are not included in the "Under Supervision" category, and the transactions value is more than 10,000 €.

## Derivatives Summary

	Number of Trades	Volume	Open Interest
<b>Index Futures</b>	<b>176</b>	<b>868</b>	<b>6,506</b>
FTSE/Athex Banks	0	0	1,535
FTSE/Athex Large Cap	176	868	4,619
MSCI GREECE REBASED	0	0	352
<b>Stock Futures</b>	<b>1,834</b>	<b>21,757</b>	<b>488,428</b>
ADMIE (IPTO) HOLDING S.A. (CR)	47	426	33,194
AEGEAN AIRLINES (CR)	39	133	6,489
ALPHA SERVICES HOLD (CR)	147	8,378	178,545
AUTOHELLAS SA (CR)	14	53	253
AVAX S.A. (CR)	4	25	1,481
CC HBC AG (CR)	14	35	139
CENERGY HOLDINGS (CB)	13	48	5,198
ELLAKTOR (CR)	31	141	4,619
ELVALHALCOR (CR)	27	134	5,736
EUROBANK HOLDINGS (CR)	24	1,708	28,732
EYDAP S.A. (CR)	14	46	4,163
FOURLIS (CR)	26	64	1,537
GEK TERNA (CR)	146	691	12,272
HELLENIC EXCHANGES-A.S.E. (CR)	105	725	10,310
HELLENIQ ENERGY (CR)	58	293	7,022
INTRACOM HOLDINGS (CR)	103	747	8,704
INTRAKAT (CR)	20	109	4,000
JUMBO SA (CR)	4	8	645
LAMDA DEVELOPMENT SA (CR)	35	147	6,797
MIG (CR)	0	0	106
MOTOR OIL (CR)	19	53	564
MYTILINEOS (CR)	72	210	4,355
NATIONAL BANK (CR)	41	250	16,081
OPAP (CR)	6	42	980
OPTIMA BANK (CR)	0	0	86
OTE (CR)	152	885	9,707
P.P.A. S.A. (CR)	0	0	108
PIRAEUS FINANCIAL HOLD (CR)	136	2,870	80,402
PPC (CR)	145	1,436	30,124
QUEST HOLDINGS (CR)	0	0	224
TERNA ENERGY (CR)	304	1,818	20,260
TITAN CEMENT (CB)	9	14	219
VIOHALCO SA/NV (CB)	79	268	5,376
<b>Index Options</b>	<b>10</b>	<b>94</b>	<b>541</b>
FTSE/Athex Large Cap	10	94	541
<b>Stock Options</b>	<b>7</b>	<b>1,036</b>	<b>407</b>
ALPHA SERVICES HOLD (CR)	2	1,000	0
NATIONAL BANK (CR)	0	0	277
OPAP (CR)	3	30	2
OTE (CR)	1	5	45
PIRAEUS FINANCIAL HOLD (CR)	0	0	30
PPC (CR)	1	1	53
<b>Total Derivatives Traded</b>	<b>2,027</b>	<b>23,755</b>	<b>495,882</b>











## Shares' Notes

Code	Note text
( )	- Adjusted dividends.
*	- Last adjusted closing price.
[1]	- Net dividends.
[2]	- The "Date of Last Coupon" for New listings refers to the date company's stocks started to trade in Athex
[3]	- The Company Market Value is referred to the number of outstanding shares
[4]	- Sectors codification can be found in Appendix A
[5]	- The Market Value refers to the total number of shares listed (including their several classes) in the exchange by the company.
[6]	- P/E greater than 100
[7]	- Last view of the Order Book before the end of the trading session
[8]	- All Blocks Methods' Transactions Value are included.
4750	- Transfer to the Under Surveillance Category from 8/4/2011.
4955	- Transfer to the Surveillance Category as from 5/4/2013.
5093	- Transfer to the Surveillance Category as of 8/4/2015.
5141	- Transfer to the Surveillance Category as of 10/05/2017.
5160	- Transfer to the Surveillance Category as of 15/04/2016.
5165	- Transfer to the Surveillance Category as of 15/02/2018.
5193	- Transfer to the Surveillance Category as of 25/10/2018.
5197	- Transfer to the Surveillance Category as of 07/11/2018.
5232	- Transfer to the Under Surveillance Category from 08/04/2011.
5233	- Suspension of trading as of 13/05/2020.
5248	- Transfer to the Surveillance Category as of 06/09/20116.
5253	- Transfer to the Surveillance Category as of 14/5/2021.
5275	- Transfer to the Surveillance Category as of 09/07/2020.
5277	- Suspension of trading as of 02/05/2023.
5278	- Suspension of trading as of 03/05/2023.

### Securities Blocks Details

Securities	Block Volume	Price	Block Trade Value	Time of approval	Note
INTRAKAT (CR)	28,570	5.25	149,992.50	10:39:38	20
INTRAKAT (CR)	28,570	5.25	149,992.50	10:40:48	20
INTRAKAT (CR)	42,860	5.25	225,015.00	10:42:59	20
AUTOHELLAS SA (CR)	34,764	13.72	476,962.08	10:52:43	20
ALPHA SERVICES HOLD (CR)	200,000	1.71	341,300.00	11:18:09	20
NATIONAL BANK (CR)	100,000	7.13	713,000.00	12:32:17	20
OTE (CR)	70,000	14.11	987,700.00	12:37:54	20
GEK TERNA (CR)	47,000	14.66	689,020.00	16:44:26	20
OPAP (CR)	113,600	16.18	1,838,048.00	17:10:59	20

### Blocks Notes

- 9 - Method 6-1 / Special Fees
- 10 - Method 6-1 / Special Fees, SDS
- 14 - Method 6-3 / Settlement, Incomplete Buy and Sell
- 18 - Method 6-2 / SPOT 1
- 19 - Method 6-2 / SPOT 2
- 20 - Method 6-1 and Method 6-1 Same Day Settlement
- 21 - Other Pre-agreed

## Shares Rights Details

Occured date	Exercise from	Exercise until	Trading until	Rights	Price min	Price max	Closing price	Last Bid	Last Ask	Volume	Trades	Transactions Value
--------------	---------------	----------------	---------------	--------	-----------	-----------	---------------	----------	----------	--------	--------	--------------------

No Rights Transactions.

---

### Forced Sales Details

---

Securities	Category of Security	Transactions Volume	Number of Trades	Transactions Value	Note
------------	----------------------	------------------------	---------------------	-----------------------	------

---

No Forced Transactions.

---

---

### Forced Sales Notes

---

- 1 - Compulsory Public Forced Sales
- 2 - Forced Sales of Fixed Registered Shares
- 3 - Forced Sales of Remaining Fractional Shares



## Exchange Traded Funds (ETFs) Characteristics

	Transactions Date (T)	Creation / Redemption	Units (T-1)	New Units (T-1)	Redemption Units (T-1)	Units (T) [1]	Fund Assets [2]	Net Unit Price	Dividend per Unit	Dividend Date
ALPHA ETF FTSE Athex Large Cap	20/02/2024	5,000	924,675	---	---	924,675	32,290,030.00	34.9204	0.62	03/07/2023

## ETFs Notes

[1] - Units (T) = Units (T-1) + New Units (T-1) - Redemption Units (T-1)

[2] - The Creation / Redemption Units of T-1 are included.

## Non Convertible Corporate Bonds - Regulated Market

Num Listed Bonds	Nominal price	Issue price	Today's Rate	Exp. Date	Duration (years)	Note	Coupon		Trading Unit	Corporate Bonds	Accrued Int.	Yield.T.Mat	Price min	Price max	Closing price	Previous closing price/date	Volume	Transactions Value	Last order		ear min	Year max		
							Common	Preferred											Price	Buy / Sell			Date	
230,000	1,000.00	1,000.00	4.70	12/07/2029	7	---	4	---	1	LAMDA DEVELOPMENT S.A. (Non convertible)	5.3528	4.4810	99.3000	101.1999	99.4500	100.0000	19/02/2024	118,000	118,599.03	99.1500	B	20/02/2024	98.3500	101.2000
320,000	1,000.00	1,000.00	3.40	21/07/2027	7	---	8	---	1	LAMDA DEVELOPMENT S.A. (Non Convertible)	2.9278	4.8990	93.7001	94.0000	93.7658	94.6010	19/02/2024	43,000	40,445.20	93.7200	B	20/02/2024	92.0000	96.6083
200,000	1,000.00	1,000.00	2.10	27/10/2027	7	---	7	---	1	O.P.A.P. S.A. (Non Convertible)	6.8833	4.1560	92.2010	93.0102	92.4000	93.2050	19/02/2024	58,000	54,114.96	92.4000	B	20/02/2024	90.5800	94.5034
200,000	1,000.00	1,000.00	1.90	23/03/2028	7	---	6	---	1	MOTOR OIL CORINTH REFINERIES SA (Non Convertible)	7.9167	4.1930	91.0000	91.3500	91.0658	91.4460	19/02/2024	55,000	50,521.63	89.0010	B	20/02/2024	91.0000	92.4499
100,000	1,000.00	1,000.00	2.70	25/05/2026	5	---	6	---	1	COSTAMARE PARTICIPATIONS PLC (Non Convertible)	6.5250	4.4320	95.0500	96.0000	95.7047	96.1990	19/02/2024	15,000	14,453.58	95.0700	B	20/02/2024	92.6789	97.0000
300,000	1,000.00	1,000.00	2.30	20/07/2028	7	---	6	---	1	PRODEA REIC S.A.(Non Convertible)	1.9806	5.0050	89.0002	89.6000	89.0002	89.5250	19/02/2024	18,000	16,103.70	89.0002	B	20/02/2024	86.1234	92.3500
150,000	1,000.00	1,000.00	2.65	22/10/2026	5	---	5	---	1	CPLP SHIPPING HOLDINGS PLC (Non Convertible)	8.9806	4.8270	94.0000	94.0700	94.0603	94.0500	19/02/2024	29,000	27,532.85	94.0603	B	20/02/2024	93.5000	95.0000
250,000	1,000.00	1,000.00	2.45	16/11/2028	7	---	5	---	1	ELVALHALCOR S.A. (Non Convertible)	6.6694	4.6440	90.0005	90.7317	90.3487	90.7320	19/02/2024	86,000	78,273.45	90.5000	B	20/02/2024	88.4206	93.3000
120,000	1,000.00	1,000.00	2.65	06/12/2028	7	---	5	---	1	NOVAL PROPERTY REIC (Non Convertible)	5.7417	4.8390	90.0000	90.5000	90.2500	90.9410	19/02/2024	32,000	29,062.23	90.2500	B	20/02/2024	88.5000	93.1999
500,000	1,000.00	1,000.00	2.75	03/07/2027	7	---	8	---	1	GEK TERNA S.A. (Non Convertible)	3.8194	4.9570	92.0300	92.3500	92.0901	92.1400	19/02/2024	292,000	270,018.42	92.2000	B	20/02/2024	91.6000	93.7000
100,000	1,000.00	1,000.00	2.95	11/02/2027	5	---	5	---	1	SAFE BULKERS PARTICIPATIONS PLC (Non Convertible)	0.8194	5.0300	93.7500	93.7500	93.7500	93.8050	19/02/2024	1,000	938.32	93.7500	B	20/02/2024	93.3364	97.0000
175,000	1,000.00	1,000.00	3.40	26/07/2024	5	---	10	---	1	ATTICA HOLDINGS S.A. (Non Convertible)	2.5500	5.4960	98.5000	99.0000	98.7379	99.2170	19/02/2024	91,000	90,083.56	98.8000	B	20/02/2024	98.5000	99.3400
100,000	1,000.00	1,000.00	4.40	26/07/2029	7	---	4	---	1	CPLP SHIPPING HOLDINGS PLC (Non Convertible)	3.3000	4.7540	97.0000	97.0000	97.0000	96.3190	19/02/2024	1,000	973.30	96.0100	B	20/02/2024	96.2000	100.2438
200,000	1,000.00	1,000.00	3.60	12/03/2026	7	---	10	---	1	AEGEAN AIRLINES S.A. (Non Convertible)	16.3000	4.1700	97.3000	97.5000	97.4599	97.5350	19/02/2024	65,000	64,408.41	97.4700	B	20/02/2024	96.7110	99.3000
150,000	1,000.00	1,000.00	2.60	22/10/2026	7	---	9	---	1	TERNA ENERGY FINANCE S.A. (Non Convertible)	8.8111	4.5680	94.0000	95.3999	94.0000	94.1730	19/02/2024	55,000	52,408.80	93.6132	B	20/02/2024	92.8293	95.5999
100,000	1,000.00	1,000.00	2.80	25/01/2027	5	---	5	---	1	PREMIA S.A. (Non Convertible)	2.1778	5.1350	---	---	---	93.2000	19/02/2024	---	---	93.0100	B	20/02/2024	90.9974	94.9989
500,000	1,000.00	1,000.00	4.00	10/07/2030	7	---	2	---	1	MYTILINEOS S.A. (Non Convertible)	4.7778	3.9590	99.5110	100.0000	99.7000	99.7440	19/02/2024	115,000	115,274.04	99.7000	B	20/02/2024	98.7000	100.6000
100,000	1,000.00	1,000.00	5.50	15/12/2028	5	---	1	---	1	IDEAL HOLDINGS S.A. (Non Convertible)	10.5417	4.9390	102.0000	102.9000	102.0094	102.6000	19/02/2024	90,000	92,846.25	102.0000	B	20/02/2024	100.6502	103.4000

## Corporate Bonds Notes

Transactions Volume = (Pieces) \* (Nominal Price). Transactions Value = (Pieces) \* (Nominal Price) \* (price %) + (Accrued interest).

The price of a Bond is stated as a percentage (%) of Bond's Nominal Price.

Nominal Price in Euros (€), except if it is noted differently.

## Non Convertible Corporate Bonds - Regulated Market

Num Listed Bonds	Nominal price	Issue price	Today's Rate	Exp. Date	Duration (years)	Note	Coupon		Trading Unit	Corporate Bonds	Accrued Int.	Yield.T.Mat	Price min	Price max	Closing price	Previous closing price/date	Volume	Transactions Value	Last order			ear min	Year max	
							Common	Preferred											Price	Buy / Sell	Date			
200,000	1,000.00	1,000.00	4.25	23/01/2029	5	---	1	---	1	AUTOHELLAS S.A. (Non Convertible)	3.5417	4.2400	99.0600	100.2000	99.9852	100.0000	19/02/2024	1,064,000	1,067,611.21	99.0600	B	20/02/2024	97.5000	101.0000
120,000	1,000.00	1,000.00	3.95	04/04/2025	7	---	12	---	1	GEK TERNA S.A. (Non Convertible)	15.4708	4.2420	98.6001	98.6004	98.6003	99.3000	19/02/2024	5,000	5,007.37	98.6002	B	20/02/2024	98.6003	99.7800
300,000	1,000.00	1,000.00	2.30	14/12/2028	7	---	5	---	1	GEK TERNA S.A. (Non Convertible)	4.4722	5.3050	87.0200	87.7000	87.2911	87.5000	19/02/2024	20,000	17,557.65	87.2000	B	20/02/2024	85.0000	89.9890

## Corporate Bonds Notes

Transactions Volume = (Pieces) \* (Nominal Price). Transactions Value = (Pieces) \* (Nominal Price) \* (price %) + (Accrued interest).

The price of a Bond is stated as a percentage (%) of Bond's Nominal Price.

Nominal Price in Euros (€), except if it is noted differently.

## Government Bonds

Number Listed Bonds	Nominal price	Today's Rate	Accrued Interest Calc	Exp. Date [1]	Duration (years)	Note	Coupons Date	Curr. coupon value	Trading Unit	Government Bonds	Price min	Price max	Closing price	Previous closing price/date	Volume	Transactions Value	Price	Last order Buy / Sell	Date
4,500,000	1,000.00	1.88	Actual/Actual	04/02/2035	15	---	04/02	1.88	1	GGB-FXD-040235-15Y-1.875-1.000	---	---	---	---	---	---	---	---	---
1,805,793	1,000.00	3.45	Actual/Actual	02/04/2024	5	---	02/04	3.45	1	GGB-FXD-020424-05Y-3.450-1.000	---	---	---	---	---	---	---	---	---
6,000,000	1,000.00	0.75	Actual/Actual	18/06/2031	10	---	18/06	0.75	1	GGB-FXD-180631-10Y-0.750-1.000	---	---	---	---	---	---	---	---	---
3,150,000	1,000.00	3.88	Actual/Actual	15/06/2028	5	---	15/06	3.88	1	GGB-FXD-150628-05Y-3.875-1.000	---	---	---	---	---	---	---	---	---
5,962,747,327	1.00	3.75	Actual/Actual	30/01/2028	10	---	/02 - 01/02 - 31/	3.75	1	GGB-FXD-300128-10Y-3.750-1.00	---	---	---	85.4610 13/07/2018	---	---	1.0000	B	28/11/2018
7,067,309,386	1.00	3.90	Actual/Actual	30/01/2033	15	---	/02 - 01/02 - 31/	3.90	1	GGB-FXD-300133-15Y-3.900-1.00	---	---	---	78.6730 13/07/2018	---	---	1.0000	B	28/11/2018
5,622,848,349	1.00	4.00	Actual/Actual	30/01/2037	19	---	/02 - 01/02 - 31/	4.00	1	GGB-FXD-300137-19Y-4.000-1.00	---	---	---	77.0370 13/07/2018	---	---	1.0000	B	28/11/2018
5,476,770,669	1.00	4.20	Actual/Actual	30/01/2042	24	---	/02 - 01/02 - 31/	4.20	1	GGB-FXD-300142-24Y-4.200-1.00	---	---	---	77.7640 13/07/2018	---	---	1.0000	B	28/11/2018
4,000,000	1,000.00	3.38	Actual/Actual	15/06/2034	10	---	15/06	3.38	1	GGB-FXD-150634-10Y-3.375-1.000	---	---	---	---	---	---	---	---	---
48,794,718	1.00	4.30	Actual/Actual	24/02/2024	12	---	24/02	4.30	1	GGB-FXD-240224-12Y-2.000-1.00	---	---	---	10.0000 22/06/2015	---	---	---	---	---
40,248,141	1.00	4.30	Actual/Actual	24/02/2025	13	---	24/02	4.30	1	GGB-FXD-240225-13Y-2.000-1.00	---	---	---	10.0000 22/06/2015	---	---	---	---	---
59,586,043	1.00	4.30	Actual/Actual	24/02/2026	14	---	24/02	4.30	1	GGB-FXD-240226-14Y-2.000-1.00	---	---	---	10.0000 22/06/2015	---	---	---	---	---
41,118,344	1.00	4.30	Actual/Actual	24/02/2027	15	---	24/02	4.30	1	GGB-FXD-240227-15Y-2.000-1.00	---	---	---	10.0000 22/06/2015	---	---	---	---	---
45,137,734	1.00	4.30	Actual/Actual	24/02/2028	16	---	24/02	4.30	1	GGB-FXD-240228-16Y-2.000-1.00	---	---	---	10.0000 22/06/2015	---	---	---	---	---
61,768,888	1.00	4.30	Actual/Actual	24/02/2029	17	---	24/02	4.30	1	GGB-FXD-240229-17Y-2.000-1.00	---	---	---	10.0000 22/06/2015	---	---	---	---	---
54,567,744	1.00	4.30	Actual/Actual	24/02/2030	18	---	24/02	4.30	1	GGB-FXD-240230-18Y-2.000-1.00	---	---	---	10.0000 22/06/2015	---	---	---	---	---
37,541,515	1.00	4.30	Actual/Actual	24/02/2031	19	---	24/02	4.30	1	GGB-FXD-240231-19Y-2.000-1.00	---	---	---	10.0000 22/06/2015	---	---	---	---	---
37,558,317	1.00	4.30	Actual/Actual	24/02/2032	20	---	24/02	4.30	1	GGB-FXD-240232-20Y-2.000-1.00	---	---	---	10.0000 22/06/2015	---	---	---	---	---
37,473,732	1.00	4.30	Actual/Actual	24/02/2033	21	---	24/02	4.30	1	GGB-FXD-240233-21Y-2.000-1.00	---	---	---	10.0000 22/06/2015	---	---	---	---	---
33,888,293	1.00	4.30	Actual/Actual	24/02/2034	22	---	24/02	4.30	1	GGB-FXD-240234-22Y-2.000-1.00	---	---	---	10.0000 22/06/2015	---	---	---	---	---
35,177,800	1.00	4.30	Actual/Actual	24/02/2035	23	---	24/02	4.30	1	GGB-FXD-240235-23Y-2.000-1.00	---	---	---	10.0000 22/06/2015	---	---	---	---	---
35,547,268	1.00	4.30	Actual/Actual	24/02/2036	24	---	24/02	4.30	1	GGB-FXD-240236-24Y-2.000-1.00	---	---	---	10.0000 22/06/2015	---	---	---	---	---
40,246,306	1.00	4.30	Actual/Actual	24/02/2037	25	---	24/02	4.30	1	GGB-FXD-240237-25Y-2.000-1.00	---	---	---	10.0000 22/06/2015	---	---	---	---	---
37,643,952	1.00	4.30	Actual/Actual	24/02/2038	26	---	24/02	4.30	1	GGB-FXD-240238-26Y-2.000-1.00	---	---	---	10.0000 22/06/2015	---	---	---	---	---
36,977,100	1.00	4.30	Actual/Actual	24/02/2039	27	---	24/02	4.30	1	GGB-FXD-240239-27Y-2.000-1.00	---	---	---	10.0000 22/06/2015	---	---	---	---	---
41,615,000	1.00	4.30	Actual/Actual	24/02/2040	28	---	24/02	4.30	1	GGB-FXD-240240-28Y-2.000-1.00	---	---	---	10.0000 22/06/2015	---	---	---	---	---
42,227,208	1.00	4.30	Actual/Actual	24/02/2041	29	---	24/02	4.30	1	GGB-FXD-240241-29Y-2.000-1.00	---	---	---	10.0000 22/06/2015	---	---	---	---	---
68,288,487	1.00	4.30	Actual/Actual	24/02/2042	30	---	24/02	4.30	1	GGB-FXD-240242-30Y-2.000-1.00	---	---	---	10.0000 22/06/2015	---	---	---	---	---
4,000,000	1,000.00	3.88	Actual/Actual	12/03/2029	10	---	12/03	3.88	1	GGB-FXD-120329-10Y-3.875-1.000	---	---	---	---	---	---	100.0000	B	15/10/2019
4,500,000	1,000.00	0.00	Actual/Actual	12/02/2026	5	---	12/02	0.00	1	GGB-FXD-120226-05Y-0.000-1.000	---	---	---	---	---	---	---	---	---
2,209,163	1,000.00	3.38	Actual/Actual	15/02/2025	7	---	15/02	3.38	1	GGB-FXD-150225-07Y-3.375-1.000	---	---	---	---	---	---	---	---	---
964,000	1,000.00	3.25	Actual/Actual	20/03/2025	6	---	20/03	3.25	1	GGB-FXD-200325-06Y-3.250-1.000	---	---	---	---	---	---	---	---	---
2,100,000	1,000.00	3.55	Actual/Actual	20/03/2026	7	---	20/03	3.55	1	GGB-FXD-200326-07Y-3.550-1.000	---	---	---	---	---	---	---	---	---
5,500,000	1,000.00	1.50	Actual/Actual	18/06/2030	10	---	18/06	1.50	1	GGB-FXD-180630-10Y-1.500-1.000	---	---	---	---	---	---	---	---	---

## Government Bonds Notes

Transactions Volume = (Pieces) \* (Nominal Price). Transactions Value = (Pieces) \* (Nominal Price) \* (price %) + (Accrued interest).

The Value of current coupon for the issues with NV 0.01 euro refers to NV 100 euros

FLR: Floating Interest Rate.

[1] - The Expiration Date of the interest bearing period and the Date for coupon payment.

## Government Bonds

Number Listed Bonds	Nominal price	Today's Rate	Accrued Interest Calc	Exp. Date [1]	Duration (years)	Note	Coupons Date	Curr. coupon value	Trading Unit	Government Bonds	Price min	Price max	Closing price	Previous closing price/date	Volume	Transactions Value	Price	Last order Buy / Sell	Date
3,500,000	1,000.00	4.38	Actual/Actual	18/07/2038	15	---	18/07	4.38	1	GGB-FXD-180738-15Y-4.375-1.000	---	---	---	---	---	---	---	---	---
40,000	1,000.00	4.67	FLR Actual/360	18/09/2024	1	---	18/09 - 19/03	---	1	GGB-FLT-180924-01Y-4.670-1.000	---	---	---	---	---	---	---	---	---
5,364,250	1,000.00	3.25	Actual/Actual	20/03/2050	30	---	20/03	3.25	1	GGB-FXD-200350-30Y-3.250-1.000	---	---	---	---	---	---	---	---	---
3,924,361	1,000.00	2.00	Actual/Actual	22/04/2027	7	---	22/04	2.00	1	GGB-FXD-220427-07Y-2.000-1.000	---	---	---	---	---	---	99.9000	B	22/04/2020
2,500,000	1,000.00	1.88	Actual/Actual	23/07/2026	7	---	23/07	1.88	1	GGB-FXD-230726-07Y-1.875-1.000	---	---	---	---	---	---	---	---	---
4,700,000	1,000.00	4.25	Actual/Actual	15/06/2033	10	---	15/06	4.25	1	GGB-FXD-150633-10Y-4.250-1.000	---	---	---	---	---	---	---	---	---
3,500,000	1,000.00	1.88	Actual/Actual	24/01/2052	30	---	24/01	1.88	1	GGB-FXD-240152-30Y-1.875-1.000	---	---	---	---	---	---	---	---	---
3,700,000	1,000.00	1.75	Actual/Actual	18/06/2032	10	---	18/06	1.75	1	GGB-FXD-180632-10Y-1.750-1.000	---	---	---	---	---	---	---	---	---
2,200,000	1,000.00	1.13	FLR Actual/360	15/12/2027	5	---	- 15/12 - 15/03 -	---	1	GGB-FLT-151227-05Y-1.130-1.000	---	---	---	---	---	---	102.1600	B	30/12/2022

## Government Bonds Notes

Transactions Volume = (Pieces) \* (Nominal Price). Transactions Value = (Pieces) \* (Nominal Price) \* (price %) + (Accrued interest).

The Value of current coupon for the issues with NV 0.01 euro refers to NV 100 euros

FLR: Floating Interest Rate.

[1] - The Expiration Date of the interest bearing period and the Date for coupon payment.

Treasury Bills & Zero Coupon Government Bonds

Issue Date	13-Week Maturity									26-Week Maturity									52-Week Maturity								
	Exp. Date	Initial Rate	Num Listed Bonds	Nominal price	Issue price	Last Trade Price	Last Trade Date	Volume Traded	Note	Exp. Date	Initial Rate	Num Listed Bonds	Nominal price	Issue price	Last Trade Price	Last Trade Date	Volume Traded	Note	Exp. Date	Initial Rate	Num Listed Bonds	Nominal price	Issue price	Last Trade Price	Last Trade Date	Volume Traded	Note
10/03/2023	---	---	---	---	---	---	---	---	---	---	---	---	---	---	---	---	---	---	08/03/2024	3.75	1,000,000	1,000.00	963.46	---	---	---	---
09/06/2023	---	---	---	---	---	---	---	---	---	---	---	---	---	---	---	---	---	---	07/06/2024	3.84	1,600,000	1,000.00	962.60	---	---	---	---
08/09/2023	---	---	---	---	---	---	---	---	---	---	---	---	---	---	---	---	---	---	06/09/2024	3.81	812,500	1,000.00	962.90	---	---	---	---
08/12/2023	---	---	---	---	---	---	---	---	---	---	---	---	---	---	---	---	---	---	06/12/2024	3.70	600,000	1,000.00	963.90	---	---	---	---

Bonds in Circulation	Currency / Min nominal traded Value	Coupons Payment Date	Current Coupon Value	Note	Coupon	Trading Unit	Issue Date	Duration (years)	Today's Interest	A.I.C in days	Bonds	Last price of previous days		Last Outcry in Cash (euro)		Trades in Pieces	Life min	Life Max	
												Price	Buy / Sell	Price	Buy / Sell				
<b>Corporate Bonds in Foreign Currency and Euro</b>																			
103,746	GBP / 10	01/12	0.25	---	65	1	01/12/1930	98	2.5	360	National Mortgage Bank	2.27	05/02/1996	2.27	S	05/02/1996	---	2.27	2.27
0	GBP / 10	01/12	0.25	---	67	1	01/12/1928	100	2.5	360	National Mortgage Bank	---	---	---	---	---	---	---	---

## Government Bonds Notes

A.I.C: Accrued Interest Calculation base.

FLR: Floating Interest Rate.

The minimum tradeable Nominal Value for all Demeterialised Government Titles is 100 Euros.

(μτφρ-0)

Athex & ATHEXClear Members List

Member Name				Stock Market			Derivatives Market		ATHEXClear Member	
	Address	Phone	Fax	Market Member	Remote Member	Market Maker	Proprietary	Market Maker	General Clearing	Direct Clearing
A. SARRIS SECURITIES S.A.				a						
6, ΔΡΑΓΑΤΣΑΝΙΟΥ 6 ΑΘΗΝΑ	2103367700									
AEONIC SECURITIES C.I.F. P.L.C.				a						
, ΛΑΪΟΥ 6, ΓΡ. 301B, ANNA COURT	35725337600									
ALPHA BANK S.A.									a	
, ΣΤΑΔΙΟΥ 40 ΑΘΗΝΑ	2103260000									
ALPHA FINANCE INVESTMENT SERVICES SINGLE MEMBER SA				a		a	a	a		a
5, ΠΑΝΕΠΙΣΤΗΜΙΟΥ 45 ΑΘΗΝΑ	2103677400									
ARGUS STOCKBROKERS LTD				a	a		a			
25, 25 ΛΕΩΦΟΡΟΣ ΔΗΜΟΣΘΕΝΗ ΣΕΒΕΡΗ	0035722717000									
ATLANTIC SECURITIES LTD				a	a					
37, ΠΡΟΔΡΟΜΟΥ 37	0035722445400									
AXON SECURITIES S.A.				a			a			
48, ΣΤΑΔΙΟΥ 48 ΑΘΗΝΑ	2103363800									
BETA SECURITIES S.A.				a		a	a			a
29, Λ. ΑΛΕΞΑΝΔΡΑΣ 29 ΑΘΗΝΑ	210 6478900									
BNP PARIBAS S.A.									a	
, ΛΑΜΨΑΚΟΥ 2 ΑΘΗΝΑ	2107468525									
BOFA SECURITIES EUROPE SA				a	a					
, 51 RUE LA BOÉTIE	+33 153655555									
CAPITAL SECURITIES S.A.				a			a			
58, ΜΗΤΡΟΠΟΛΕΩΣ 58 ΑΘΗΝΑ	2103369700									
CITIGROUP GLOBAL MARKETS EUROPE AG				a	a					
16, REUTERWEG 16	+49 691366-0									
CITIGROUP GLOBAL MARKETS LIMITED				a						
1, 33 CANADA SQUARE -CANARY WHARF	+44 02079864000									
CREDIT SUISSE BANK (EUROPE), S.A.				a	a					
, CALLE AYALA 42, 3A PLANTA-B MADRID	+34917916000									
CREDIT SUISSE SECURITIES (EUROPE) LIMITED				a						
1, ONE CABOT SQUARE LONDON	+44 2078888888									
CYCLOS SECURITIES S.A.				a			a			
39, ΧΑΡΙΛΑΟΥ ΤΡΙΚΟΥΠΗ 6-8-10 ΑΘΗΝΑ	2103364300									
DEUTSCHE BANK S.A.					a					
1, GREAT WINCHESTER STREET LONDON	+44 20 754 54209	00441133361437								
EUROBANK EQUITIES INVESTMENT FIRM SINGLE MEMBER SA				a		a	a	a		a
, ΦΙΛΕΛΛΗΝΩΝ 10 & ΞΕΝΟΦΩΝΤΟΣ 13 ΑΘΗΝΑ	2103720425									
EUROBANK S.A.									a	
, ΟΘΩΝΟΣ 8 ΑΘΗΝΑ	2144043907									
EUROCORP INVESTMENT SERVICES S.A.				a			a			a
14, ΠΛ.ΦΙΛΙΚΗΣ ΕΤΑΙΡΕΙΑΣ 14 ΑΘΗΝΑ	2107263600									
EUOTRUST INVESTMENT FIRM SA				a						
113, ΣΕΒΑΣΤΟΥΠΟΛΕΩΣ 113 ΑΘΗΝΑ	2103363100									
EUROXX SECURITIES S.A.				a		a	a	a		a
7, ΠΑΛΕΟΛΟΓΟΥ CHALANDRI	+30 2106879400	210-6879401								
7, ΠΑΛΑΙΟΛΟΓΟΥ CHALANDRI	(210)-6879400	(210)-6879401								
FREEDOM FINANCE EUROPE LTD				a	a					
, ΧΡΙΣΤΑΚΗ ΚΡΑΝΟΥ 20	035725257786									
G. A. PERVANAS SECURITIES- INVESTMENT SERVICES S.A.				a						
7-9, ΣΟΦΟΚΛΕΟΥΣ 7-9 ΑΘΗΝΑ	2103727200									
GLOBAL CAPITAL SECURITIES & FINANCIAL SERVICES LTD				a	a					
50, ΛΑΡΧΙΕΠΙΣΚΟΠΟΥ ΜΑΚΑΡΙΟΥ Γ50	0035722710710									
GREENPOST TRADING EUROPE LTD				a	a	a				
, ΚΙΜΩΝΟΣ 3, ACROPOLIS MANSIONS, 2ND FLOOR, FLAT/OFFICE 202	035722521389									
HELLENIC AMERICAN SECURITIES S.A.				a		a	a			a
27, ΑΝΔΡΕΑ ΠΑΠΑΝΔΡΕΟΥ 27 MAROUSI	2103311100									
HELLENIC BANK (INVESTMENTS) LTD					a					
, ΑΥΞ.ΚΥΡΙΑΚΟΥ ΜΑΤΣΙ 31 - PO BOX 24747 NICOSIA	+357 22500100	357 22500110								
HSBC CONTINENTAL EUROPE									a	
109-111, Λ.ΜΕΣΟΓΕΙΩΝ 109-111	2106960000									
INDEX SECURITIES S.A.				a						
6, ΔΡΑΓΑΤΣΑΝΙΟΥ 6 ΑΘΗΝΑ	2103213920									
J. CHR. MAVRIKIS SECURITIES S.A.				a						
5, ΣΟΦΟΚΛΕΟΥΣ 5 ΑΘΗΝΑ	2103216730									



## Athex &amp; ATHEXClear Members List

Member Name				Stock Market			Derivatives Market		ATHEXClear Member	
	Address	Phone	Fax	Market Member	Remote Member	Market Maker	Proprietary	Market Maker	General Clearing	Direct Clearing
KAPPA SECURITIES S.A.				a			a			
15, ΒΑΛΑΩΡΙΤΟΥ 15 ΑΘΗΝΑ	2103678600									
KARAMANOF SECURITIES & INVESTMENT SERVICES S.A.				a						
2, ΠΛ.ΑΓ.ΘΕΟΔΩΡΩΝ 2 ΑΘΗΝΑ	2103212947									
LAIKI FINANCIAL SERVICES LTD					a					
26, AVE. VYRONOS NICOSIA	357 22367367	357 22718567								
LEON DEPOLAS SECURITIES S.A.				a		a	a			
1, ΧΡΗΣΤΟΥ ΛΑΔΑ 1 ΑΘΗΝΑ	2103213276 -28									
MEGA EQUITY SECURITIES & FINANCIAL SERVICES PUBLIC LTD				a	a		a			
42-44, ΛΕΩΦ.ΓΡΙΒΑ ΔΙΓΕΝΗ 42-44	0035722711711									
MERIT SECURITIES S.A				a		a	a			a
5, ΣΟΦΟΚΛΕΟΥΣ 5 ΑΘΗΝΑ	21 4100 8800									
MERRILL LYNCH INTERNATIONAL				a						
2 , 2 KING EDWARD STREET LONDON	+44 20276281000									
N. CHRYSOCHOIDIS SECURITIES S.A.				a			a			a
7-9, ΣΟΦΟΚΛΕΟΥΣ 7-9 ΑΘΗΝΑ	2103213913									
NATIONAL BANK OF GREECE S.A.				a		a	a		a	
86, ΑΙΟΛΟΥ ΣΤΡ. ΑΘΗΝΑ	(210)-3341000	(210)-3228187								
68, ΑΚΑΔΙΜΙΑΣ ΣΤΡ. ΑΘΗΝΑ	(210)-3328817	(210)-3328678								
NATIONAL SECURITIES SINGLE MEMBER SA				a		a	a	a		
66, ΛΕΩΦΟΡΟΣ ΑΘΗΝΩΝ 128-132 & ΙΦΙΓΕΝΙΑΣ ΑΘΗΝΑ	2103328784									
NUNTIUS BROKERAGE AND INVESTMENT SERVICES S.A				a						
6, ΔΡΑΓΑΤΣΑΝΙΟΥ 6 ΑΘΗΝΑ	2103350599									
ONE PLUS CAPITAL LIMITED				a	a					
, 75 PRODROMOU AVENUE NICOSIA 1307	35722873760									
OPTIMA BANK S.A.				a		a	a	a	a	
, ΑΙΓΙΑΛΕΙΑΣ 32 & ΠΑΡΑΔΕΙΣΟΥ ΜΑΡΟΥΣΙ	210 8173000									
PANCRETA BANK S.A									a	
, ΙΚΑΡΟΥ 5	2810338746									
PANTELAKIS SECURITIES S.A.				a		a	a	a		
57, ΕΘΝΙΚΗΣ ΑΝΤΙΣΤΑΣΕΩΣ 57, ΚΤΙΠΙΟ Β CHALANDRI	2106965000									
PIRAEUS BANK S.A.				a			a		a	
, ΑΜΕΡΙΚΗΣ 4 ΑΘΗΝΑ	2103335000									
PIRAEUS SECURITIES S. A.				a		a	a	a		a
10, ΣΤΑΔΙΟΥ 10 ΑΘΗΝΑ	2103354100									
PROCHOICE SECURITIES LTD				a	a					
57, ΛΕΩΦ.ΣΠΥΡΟΥ ΚΥΠΡΙΑΝΟΥ 57, ΑΚΙΝΗΤΑ Φ	035724661192									
SHARELINK SECURITIES & FINANCIAL SERVICES LTD				a			a			
6 , HOUSE-ΘΕΟΤΟΚΗ 6 ΜΕΓΑΡΟ ΕΛΜΗΝΑ	+357 22554200									
SOCIETE GENERALE S.A.				a	a		a			
, 17 COURS VALMY, CEDEX	+157290504									
SOLIDUS SECURITIES S.A				a			a			a
64, ΛΟΥΙΖΗΣ ΠΙΑΝΚΟΥΡ 64 ΑΘΗΝΑ	2106900600									
ST. EM. LAVRENTAKIS SECURITIES S.A.				a			a			
7-9, ΣΟΦΟΚΛΕΟΥΣ 7-9 ΑΘΗΝΑ	2103213336									
THE CYPRUS INVESTMENT & SECURITIES CORPORATION LTD				a	a					
154, 1 AG. PROKOPIΟΥ & POSIDONOS 1ST FLOOR	0035722121700									
UBS EUROPE SE				a	a					
, OPERNTURM, BOCKENHEIMER LANDSTRASSE 2-4	496921790									
UBS LIMITED					a					
1 , FINSBURY AVENUE LONDON	+44 2075687135									

List of Stocks under Market Making operations

Securities	Market Maker	Start Market Making	Stock Category	Suspension Status
MLS MULTIMEDIA SA (CR)				
	PIRAEUS SECURITIES S. A.	01/08/2019		
ALPHA ETF FTSE Athex Large Cap			Exchange Traded Funds (ETFs)	
	ALPHA FINANCE INVESTMENT SERVICES SINGLE MEMBER SA	02/01/1900		
	NATIONAL SECURITIES SINGLE MEMBER SA	02/01/1900		
ADMIE (IPTO) HOLDING S.A. (CR)			Main Market	
	EUROBANK EQUITIES INVESTMENT FIRM SINGLE MEMBER SA	24/05/2021		
	HELLENIC AMERICAN SECURITIES S.A.	09/03/2020		
	PIRAEUS SECURITIES S. A.	29/06/2017		
AEGEAN AIRLINES (CR)			Main Market	
	EUROBANK EQUITIES INVESTMENT FIRM SINGLE MEMBER SA	22/09/2020		
ALPHA SERVICES HOLD (CR)			Main Market	
	ALPHA FINANCE INVESTMENT SERVICES SINGLE MEMBER SA	29/02/2016		
	EUROBANK EQUITIES INVESTMENT FIRM SINGLE MEMBER SA	22/10/2006		
	GREENPOST TRADING EUROPE LTD	12/06/2023		
	HELLENIC AMERICAN SECURITIES S.A.	25/07/2014		
	LEON DEPOLAS SECURITIES S.A.	04/01/2016		
	MERIT SECURITIES S.A	03/09/2012		
	NATIONAL SECURITIES SINGLE MEMBER SA	02/01/1900		
	PIRAEUS SECURITIES S. A.	28/05/2009		
ALPHA TRUST HOLDINGS (CR)			Main Market	
	EUROBANK EQUITIES INVESTMENT FIRM SINGLE MEMBER SA	06/02/2023		
	LEON DEPOLAS SECURITIES S.A.	04/01/2021		
ALUMIL (CR)			Main Market	
	PIRAEUS SECURITIES S. A.	31/07/2023		
ANDROMEDA SA (CR)			Main Market	
	BETA SECURITIES S.A.	15/02/2021		
	OPTIMA BANK S.A.	03/04/2023		
ATTICA BANK S.A. (CR)			Main Market	
	EUROXX SECURITIES S.A.	22/01/2016		
AUSTRIACARD (CB)			Main Market	
	BETA SECURITIES S.A.	23/03/2023		
	EUROBANK EQUITIES INVESTMENT FIRM SINGLE MEMBER SA	15/05/2023		
AUTOHELLAS SA (CR)			Main Market	
	ALPHA FINANCE INVESTMENT SERVICES SINGLE MEMBER SA	01/07/2019		
	EUROXX SECURITIES S.A.	02/07/2018		
AVAX S.A. (CR)			Main Market	
	EUROBANK EQUITIES INVESTMENT FIRM SINGLE MEMBER SA	14/12/2015		
	OPTIMA BANK S.A.	04/09/2023		
	PIRAEUS SECURITIES S. A.	01/02/2021		
AVE (CR)			Main Market	
	EUROXX SECURITIES S.A.	05/06/2020		
BRIQ PROPERTIES (CR)			Main Market	
	EUROBANK EQUITIES INVESTMENT FIRM SINGLE MEMBER SA	09/09/2019		
	LEON DEPOLAS SECURITIES S.A.	22/02/2021		
	PIRAEUS SECURITIES S. A.	05/02/2024		
CC HBC AG (CR)			Main Market	
	BETA SECURITIES S.A.	08/03/2021		
	NATIONAL SECURITIES SINGLE MEMBER SA	02/01/1900		
	PIRAEUS SECURITIES S. A.	04/05/2015		
CENERGY HOLDINGS (CB)			Main Market	
	ALPHA FINANCE INVESTMENT SERVICES SINGLE MEMBER SA	02/01/2016		
	EUROBANK EQUITIES INVESTMENT FIRM SINGLE MEMBER SA	02/01/2016		
	OPTIMA BANK S.A.	14/03/2022		
	PANTELAKIS SECURITIES S.A.	27/12/2022		
CNL CAPITAL (CR)			Main Market	
	MERIT SECURITIES S.A	01/10/2018		
DIMAND (CR)			Main Market	
	ALPHA FINANCE INVESTMENT SERVICES SINGLE MEMBER SA	08/08/2022		
	EUROBANK EQUITIES INVESTMENT FIRM SINGLE MEMBER SA	08/08/2022		
	PANTELAKIS SECURITIES S.A.	15/05/2023		
EKTER SA (CR)			Main Market	
	BETA SECURITIES S.A.	26/09/2022		
	EUROBANK EQUITIES INVESTMENT FIRM SINGLE MEMBER SA	16/10/2017		
	LEON DEPOLAS SECURITIES S.A.	21/05/2018		
ELASTRON (CR)			Main Market	
	LEON DEPOLAS SECURITIES S.A.	20/02/2017		

List of Stocks under Market Making operations

Securities	Stock Category
Market Maker	Start Market Making
<b>ELLAKTOR (CR)</b>	<b>Main Market</b>
ALPHA FINANCE INVESTMENT SERVICES SINGLE MEMBER SA	18/03/2019
EUROBANK EQUITIES INVESTMENT FIRM SINGLE MEMBER SA	01/06/2012
EUROXX SECURITIES S.A.	24/09/2018
NATIONAL SECURITIES SINGLE MEMBER SA	02/01/1900
PIRAEUS SECURITIES S. A.	22/10/2018
<b>ELTON SA (CR)</b>	<b>Main Market</b>
OPTIMA BANK S.A.	30/01/2023
<b>ELVALHALCOR (CR)</b>	<b>Main Market</b>
ALPHA FINANCE INVESTMENT SERVICES SINGLE MEMBER SA	07/05/2018
BETA SECURITIES S.A.	09/01/2023
EUROBANK EQUITIES INVESTMENT FIRM SINGLE MEMBER SA	07/05/2018
<b>ENTERSOFT (CR)</b>	<b>Main Market</b>
ALPHA FINANCE INVESTMENT SERVICES SINGLE MEMBER SA	23/03/2023
EUROBANK EQUITIES INVESTMENT FIRM SINGLE MEMBER SA	22/06/2020
<b>EUROBANK HOLDINGS (CR)</b>	<b>Main Market</b>
ALPHA FINANCE INVESTMENT SERVICES SINGLE MEMBER SA	09/01/2006
EUROBANK EQUITIES INVESTMENT FIRM SINGLE MEMBER SA	01/06/2012
GREENPOST TRADING EUROPE LTD	12/06/2023
HELLENIC AMERICAN SECURITIES S.A.	25/07/2014
LEON DEPOLAS SECURITIES S.A.	30/11/2018
MERIT SECURITIES S.A	06/11/2017
NATIONAL SECURITIES SINGLE MEMBER SA	02/01/1900
PIRAEUS SECURITIES S. A.	28/09/2009
<b>EUROCONSULTANTS S.A. (CR)</b>	<b>Main Market</b>
OPTIMA BANK S.A.	01/02/2023
<b>EYDAP S.A. (CR)</b>	<b>Main Market</b>
ALPHA FINANCE INVESTMENT SERVICES SINGLE MEMBER SA	27/01/2020
EUROBANK EQUITIES INVESTMENT FIRM SINGLE MEMBER SA	10/06/2019
<b>FOURLIS (CR)</b>	<b>Main Market</b>
EUROBANK EQUITIES INVESTMENT FIRM SINGLE MEMBER SA	01/12/2016
PIRAEUS SECURITIES S. A.	06/03/2017
<b>GEK TERNA (CR)</b>	<b>Main Market</b>
BETA SECURITIES S.A.	08/03/2021
EUROBANK EQUITIES INVESTMENT FIRM SINGLE MEMBER SA	24/05/2021
PIRAEUS SECURITIES S. A.	29/08/2019
<b>GR. SARANTIS S.A. (CR)</b>	<b>Main Market</b>
BETA SECURITIES S.A.	14/05/2012
EUROBANK EQUITIES INVESTMENT FIRM SINGLE MEMBER SA	24/10/2016
<b>HELLENIC EXCHANGES-A.S.E. (CR)</b>	<b>Main Market</b>
HELLENIC AMERICAN SECURITIES S.A.	01/09/2014
NATIONAL SECURITIES SINGLE MEMBER SA	02/01/1900
PIRAEUS SECURITIES S. A.	04/05/2015
<b>HELLENIQ ENERGY (CR)</b>	<b>Main Market</b>
ALPHA FINANCE INVESTMENT SERVICES SINGLE MEMBER SA	07/11/2023
EUROBANK EQUITIES INVESTMENT FIRM SINGLE MEMBER SA	01/11/2023
HELLENIC AMERICAN SECURITIES S.A.	14/09/2015
PIRAEUS SECURITIES S. A.	20/03/2017
<b>IDEAL HOLDINGS (CR)</b>	<b>Main Market</b>
EUROBANK EQUITIES INVESTMENT FIRM SINGLE MEMBER SA	07/06/2021
PIRAEUS SECURITIES S. A.	07/06/2021
<b>INTERCONTINENTAL (CR)</b>	<b>Main Market</b>
LEON DEPOLAS SECURITIES S.A.	03/06/2019
<b>INTERLIFE G.C.I.(CR)</b>	<b>Main Market</b>
BETA SECURITIES S.A.	24/10/2022
PIRAEUS SECURITIES S. A.	22/01/2024
<b>INTERWOOD-XYLEMPORIA (CR)</b>	<b>Main Market</b>
EUROBANK EQUITIES INVESTMENT FIRM SINGLE MEMBER SA	05/07/2021
PANTELAKIS SECURITIES S.A.	01/07/2021
<b>INTRAKAT (CR)</b>	<b>Main Market</b>
BETA SECURITIES S.A.	04/10/2021
PANTELAKIS SECURITIES S.A.	10/10/2022
<b>JUMBO SA (CR)</b>	<b>Main Market</b>
BETA SECURITIES S.A.	01/02/2021
EUROBANK EQUITIES INVESTMENT FIRM SINGLE MEMBER SA	25/05/2020
GREENPOST TRADING EUROPE LTD	12/06/2023
MERIT SECURITIES S.A	06/11/2017
PIRAEUS SECURITIES S. A.	06/03/2017

List of Stocks under Market Making operations

Securities	Stock Category
Market Maker	Start Market Making
<b>KLOUKINAS - LAPPAS SA (CR)</b>	<b>Main Market</b>
OPTIMA BANK S.A.	02/01/2023
<b>KRI-KRI S.A. (CR)</b>	<b>Main Market</b>
EUROBANK EQUITIES INVESTMENT FIRM SINGLE MEMBER SA	07/05/2018
LEON DEPOLAS SECURITIES S.A.	16/01/2017
PIRAEUS SECURITIES S. A.	11/12/2023
<b>LAMDA DEVELOPMENT SA (CR)</b>	<b>Main Market</b>
EUROBANK EQUITIES INVESTMENT FIRM SINGLE MEMBER SA	08/12/2014
PANTELAKIS SECURITIES S.A.	06/11/2017
PIRAEUS SECURITIES S. A.	29/06/2017
<b>LAMPASA HOTEL SA (CR)</b>	<b>Main Market</b>
LEON DEPOLAS SECURITIES S.A.	16/01/2017
<b>MOTODYNAMICS S.A. (CR)</b>	<b>Main Market</b>
OPTIMA BANK S.A.	25/08/2023
<b>MOTOR OIL (CR)</b>	<b>Main Market</b>
BETA SECURITIES S.A.	08/03/2021
EUROBANK EQUITIES INVESTMENT FIRM SINGLE MEMBER SA	22/10/2006
GREENPOST TRADING EUROPE LTD	12/06/2023
LEON DEPOLAS SECURITIES S.A.	01/04/2019
MERIT SECURITIES S.A	25/02/2019
NATIONAL SECURITIES SINGLE MEMBER SA	02/01/1900
PIRAEUS SECURITIES S. A.	04/05/2015
<b>MPLE KEDROS (CR)</b>	<b>Main Market</b>
OPTIMA BANK S.A.	08/11/2023
OPTIMA BANK S.A.	16/10/2023
<b>MYTILINEOS (CR)</b>	<b>Main Market</b>
ALPHA FINANCE INVESTMENT SERVICES SINGLE MEMBER SA	15/04/2019
BETA SECURITIES S.A.	11/04/2022
EUROBANK EQUITIES INVESTMENT FIRM SINGLE MEMBER SA	20/09/2017
GREENPOST TRADING EUROPE LTD	12/06/2023
MERIT SECURITIES S.A	25/02/2019
NATIONAL SECURITIES SINGLE MEMBER SA	02/01/1900
PIRAEUS SECURITIES S. A.	04/05/2015
<b>NAFPAKTOS TEXTILE (CR)</b>	<b>Main Market</b>
OPTIMA BANK S.A.	29/01/2024
<b>NATIONAL BANK (CR)</b>	<b>Main Market</b>
ALPHA FINANCE INVESTMENT SERVICES SINGLE MEMBER SA	09/01/2006
EUROBANK EQUITIES INVESTMENT FIRM SINGLE MEMBER SA	22/10/2006
GREENPOST TRADING EUROPE LTD	12/06/2023
HELLENIC AMERICAN SECURITIES S.A.	25/07/2014
LEON DEPOLAS SECURITIES S.A.	20/05/2015
MERIT SECURITIES S.A	03/09/2012
NATIONAL SECURITIES SINGLE MEMBER SA	02/01/1900
PIRAEUS SECURITIES S. A.	08/09/2008
<b>OPAP (CR)</b>	<b>Main Market</b>
ALPHA FINANCE INVESTMENT SERVICES SINGLE MEMBER SA	09/01/2006
BETA SECURITIES S.A.	11/04/2022
EUROBANK EQUITIES INVESTMENT FIRM SINGLE MEMBER SA	22/10/2006
GREENPOST TRADING EUROPE LTD	12/06/2023
HELLENIC AMERICAN SECURITIES S.A.	25/07/2014
MERIT SECURITIES S.A	20/03/2017
NATIONAL SECURITIES SINGLE MEMBER SA	02/01/1900
PIRAEUS SECURITIES S. A.	04/05/2015
<b>OPTIMA BANK (CR)</b>	<b>Main Market</b>
ALPHA FINANCE INVESTMENT SERVICES SINGLE MEMBER SA	12/12/2023
EUROBANK EQUITIES INVESTMENT FIRM SINGLE MEMBER SA	11/12/2023
OPTIMA BANK S.A.	06/11/2023
<b>ORILINA PROPERTIES REIC (CR)</b>	<b>Main Market</b>
EUROBANK EQUITIES INVESTMENT FIRM SINGLE MEMBER SA	11/12/2023
LEON DEPOLAS SECURITIES S.A.	11/12/2023

List of Stocks under Market Making operations

Securities	Stock Category
Market Maker	Start Market Making
<b>OTE (CR)</b>	Main Market
ALPHA FINANCE INVESTMENT SERVICES SINGLE MEMBER SA	09/01/2006
BETA SECURITIES S.A.	11/04/2022
EUROBANK EQUITIES INVESTMENT FIRM SINGLE MEMBER SA	22/10/2006
GREENPOST TRADING EUROPE LTD	12/06/2023
HELLENIC AMERICAN SECURITIES S.A.	25/07/2014
LEON DEPOLAS SECURITIES S.A.	20/04/2015
MERIT SECURITIES S.A	20/03/2017
NATIONAL SECURITIES SINGLE MEMBER SA	02/01/1900
PIRAEUS SECURITIES S. A.	08/09/2008
<b>P.P.A. S.A. (CR)</b>	Main Market
EUROBANK EQUITIES INVESTMENT FIRM SINGLE MEMBER SA	06/02/2019
<b>PAPOUTSANIS (CR)</b>	Main Market
ALPHA FINANCE INVESTMENT SERVICES SINGLE MEMBER SA	19/11/2018
BETA SECURITIES S.A.	25/11/2013
<b>PETROPOULOS PETROS (CR)</b>	Main Market
EUROBANK EQUITIES INVESTMENT FIRM SINGLE MEMBER SA	01/04/2019
PANTELAKIS SECURITIES S.A.	16/03/2020
<b>PIRAEUS FINANCIAL HOLD (CR)</b>	Main Market
ALPHA FINANCE INVESTMENT SERVICES SINGLE MEMBER SA	15/04/2019
EUROBANK EQUITIES INVESTMENT FIRM SINGLE MEMBER SA	22/10/2006
EUROXX SECURITIES S.A.	15/02/2016
GREENPOST TRADING EUROPE LTD	12/06/2023
HELLENIC AMERICAN SECURITIES S.A.	25/07/2014
LEON DEPOLAS SECURITIES S.A.	30/11/2018
MERIT SECURITIES S.A	16/09/2013
NATIONAL SECURITIES SINGLE MEMBER SA	02/01/1900
PIRAEUS SECURITIES S. A.	16/02/2009
<b>PPC (CR)</b>	Main Market
ALPHA FINANCE INVESTMENT SERVICES SINGLE MEMBER SA	09/01/2006
BETA SECURITIES S.A.	01/02/2021
EUROBANK EQUITIES INVESTMENT FIRM SINGLE MEMBER SA	22/10/2006
GREENPOST TRADING EUROPE LTD	12/06/2023
HELLENIC AMERICAN SECURITIES S.A.	01/09/2014
MERIT SECURITIES S.A	06/11/2017
NATIONAL SECURITIES SINGLE MEMBER SA	02/01/1900
PIRAEUS SECURITIES S. A.	28/09/2009
<b>PREMIA (CR)</b>	Main Market
BETA SECURITIES S.A.	01/06/2021
LEON DEPOLAS SECURITIES S.A.	05/12/2022
PANTELAKIS SECURITIES S.A.	23/12/2021
<b>PROFILE SA (CR)</b>	Main Market
OPTIMA BANK S.A.	03/04/2023
PANTELAKIS SECURITIES S.A.	01/07/2019
<b>QUALITY &amp; RELIABILITY SA (CR)</b>	Main Market
OPTIMA BANK S.A.	03/01/2023
<b>QUEST HOLDINGS (CR)</b>	Main Market
BETA SECURITIES S.A.	26/03/2018
EUROBANK EQUITIES INVESTMENT FIRM SINGLE MEMBER SA	28/01/2019
<b>REVOIL (CR)</b>	Main Market
BETA SECURITIES S.A.	26/06/2023
<b>SIDMA STEEL (CR)</b>	Main Market
OPTIMA BANK S.A.	25/05/2023
<b>SPACE HELLAS SA (CR)</b>	Main Market
MERIT SECURITIES S.A	09/12/2022
<b>TECHNICAL OLYMPIC SA (CR)</b>	Main Market
OPTIMA BANK S.A.	05/07/2023
<b>TERNA ENERGY (CR)</b>	Main Market
EUROBANK EQUITIES INVESTMENT FIRM SINGLE MEMBER SA	24/05/2021
PIRAEUS SECURITIES S. A.	09/12/2019
<b>THRACE PLASTICS SA (CR)</b>	Main Market
ALPHA FINANCE INVESTMENT SERVICES SINGLE MEMBER SA	26/03/2018
EUROBANK EQUITIES INVESTMENT FIRM SINGLE MEMBER SA	26/03/2018
<b>TITAN CEMENT (CB)</b>	Main Market
BETA SECURITIES S.A.	01/02/2021
EUROBANK EQUITIES INVESTMENT FIRM SINGLE MEMBER SA	06/11/2019
PIRAEUS SECURITIES S. A.	18/01/2021

## List of Stocks under Market Making operations

Securities	Market Maker	Start Market Making	Stock Category
<b>TRADE ESTATES REIC (CR)</b>			<b>Main Market</b>
	EUROBANK EQUITIES INVESTMENT FIRM SINGLE MEMBER SA	08/11/2023	
	EUROBANK EQUITIES INVESTMENT FIRM SINGLE MEMBER SA	10/11/2023	
	PANTELAKIS SECURITIES S.A.	08/11/2023	
	PANTELAKIS SECURITIES S.A.	10/11/2023	
<b>TZIRAKIAN PROFIL (CR)</b>			<b>Main Market</b>
	LEON DEPOLAS SECURITIES S.A.	19/07/2021	
<b>VIOHALCO SA/NV (CB)</b>			<b>Main Market</b>
	ALPHA FINANCE INVESTMENT SERVICES SINGLE MEMBER SA	11/03/2008	
	EUROBANK EQUITIES INVESTMENT FIRM SINGLE MEMBER SA	04/03/2014	
	MERIT SECURITIES S.A	17/03/2014	

Underlying Asset				Derivatives Market													
Price max	Price min	Closing price	change	Delivery Month	Open price	Price max	Price min	Last price	Closing price	Last Bid	Last Ask	Fixing price*	Life high	Life low	Trades	Volume	Open Interest
<b>FTSE/Athex Large Cap</b>				(Trade Unit: 1 Index Point x 2€, Cash Settlement)													
3,467.79	3,447.55	3,464.26	0.05%	March 2024	3,458.75	3,473.75	3,452.50	3,465.00	3,465.00	---	---	---	3,473.75	---	175	863	4,550
				April 2024	3,466.00	3,466.00	3,466.00	3,466.00	3,466.00	---	---	---	3,466.00	---	1	5	69
				May 2024	---	---	---	---	3,479.50	---	---	---	---	---	---	---	---
				June 2024	---	---	---	---	3,486.25	---	---	---	---	---	---	---	---
				September 2024	---	---	---	---	3,503.75	---	---	---	---	---	---	---	---
				December 2024	---	---	---	---	3,521.25	---	---	---	---	---	---	---	---
<b>FTSE/Athex Banks</b>				(Trade Unit: 1 Index Point x 15€, Cash Settlement)													
1,241.74	1,228.72	1,241.74	0.10%	March 2024	---	---	---	---	1,249.00	---	---	---	1,250.00	---	---	---	1,535
				June 2024	---	---	---	---	1,249.00	---	---	---	---	---	---	---	---
				September 2024	---	---	---	---	1,255.25	---	---	---	---	---	---	---	---
				December 2024	---	---	---	---	1,261.50	---	---	---	---	---	---	---	---
<b>MSCI GREECE REBASED</b>				(Trade Unit: 1 Index Point x 2€, Cash Settlement)													
5,587.77	5,543.88	5,580.12	-0.14%	March 2024	---	---	---	---	5,570.75	---	---	---	5,535.25	---	---	---	202
				April 2024	---	---	---	---	5,562.00	---	---	---	5,500.00	---	---	---	130
				May 2024	---	---	---	---	5,562.00	---	---	---	5,547.00	---	---	---	10
				June 2024	---	---	---	---	5,552.50	---	---	---	5,463.25	---	---	---	10
				July 2024	---	---	---	---	5,634.75	---	---	---	---	---	---	---	---
				August 2024	---	---	---	---	5,643.25	---	---	---	---	---	---	---	---
				September 2024	---	---	---	---	5,654.25	---	---	---	---	---	---	---	---
				December 2024	---	---	---	---	5,682.50	---	---	---	---	---	---	---	---

Derivatives notes

Fixing prices and final open positions can be retrieved from the following path <http://www.helex.gr/el/web/guest/statistics-end-of-day-derivatives>

Underlying Asset				Derivatives Market													
Price max	Price min	Closing price	change	Delivery Month	Open price	Price max	Price min	Last price	Closing price	Last Bid	Last Ask	Fixing price*	Life high	Life low	Trades	Volume	Open Interest
<b>ADMIE (IPTO) HOLDING S.A. (CR)</b>				(Contract Size: 100 Securities, Physical Delivery)													
2.425	2.385	2.41	-0.41%	March 2024	2.43	2.43	2.40	2.41	2.41	---	---	---	2.43	---	47	426	32,525
				June 2024	---	---	---	---	2.48	---	---	---	2.40	---	---	---	669
				September 2024	---	---	---	---	2.45	---	---	---	---	---	---	---	---
				December 2024	---	---	---	---	2.46	---	---	---	---	---	---	---	---
<b>AEGEAN AIRLINES (CR)</b>				(Contract Size: 100 Securities, Physical Delivery)													
12.5	12.34	12.36	-0.80%	March 2024	12.48	12.53	12.41	12.42	12.42	---	---	---	12.85	---	39	133	6,489
				June 2024	---	---	---	---	12.55	---	---	---	---	---	---	---	---
				September 2024	---	---	---	---	12.61	---	---	---	---	---	---	---	---
				December 2024	---	---	---	---	12.67	---	---	---	---	---	---	---	---
<b>ALPHA SERVICES HOLD (CR)</b>				(Contract Size: 100 Securities, Physical Delivery)													
1.73	1.7	1.7275	0.61%	March 2024	1.72	1.74	1.71	1.73	1.73	---	---	---	1.78	---	147	8,378	175,035
				June 2024	---	---	---	---	1.74	---	---	---	1.74	---	---	---	3,510
				September 2024	---	---	---	---	1.74	---	---	---	---	---	---	---	---
				December 2024	---	---	---	---	1.75	---	---	---	---	---	---	---	---
<b>AUTOHELLAS SA (CR)</b>				(Contract Size: 100 Securities, Physical Delivery)													
13.82	13.52	13.56	-1.88%	March 2024	13.85	14.10	13.83	13.83	13.83	---	---	---	14.10	---	14	53	253
				June 2024	---	---	---	---	13.91	---	---	---	---	---	---	---	---
				September 2024	---	---	---	---	13.98	---	---	---	---	---	---	---	---
				December 2024	---	---	---	---	14.05	---	---	---	---	---	---	---	---
<b>AVAX S.A. (CR)</b>				(Contract Size: 100 Securities, Physical Delivery)													
1.78	1.75	1.75	-1.35%	March 2024	1.78	1.79	1.78	1.78	1.78	---	---	---	1.96	---	4	25	1,481
				June 2024	---	---	---	---	1.79	---	---	---	---	---	---	---	---
				September 2024	---	---	---	---	1.80	---	---	---	---	---	---	---	---
				December 2024	---	---	---	---	1.80	---	---	---	---	---	---	---	---
<b>CC HBC AG (CR)</b>				(Contract Size: 100 Securities, Physical Delivery)													
29.15	28.86	28.86	0.38%	March 2024	29.00	29.10	28.90	28.98	28.98	---	---	---	29.10	---	14	35	139
				June 2024	---	---	---	---	28.95	---	---	---	---	---	---	---	---
				September 2024	---	---	---	---	29.09	---	---	---	---	---	---	---	---
				December 2024	---	---	---	---	29.24	---	---	---	---	---	---	---	---
<b>CENERGY HOLDINGS (CB)</b>				(Contract Size: 100 Securities, Physical Delivery)													
7.2	7.03	7.09	-0.98%	March 2024	7.12	7.13	7.03	7.10	7.10	---	---	---	7.60	---	13	48	5,198
				June 2024	---	---	---	---	7.21	---	---	---	---	---	---	---	---
				September 2024	---	---	---	---	7.25	---	---	---	---	---	---	---	---
				December 2024	---	---	---	---	7.28	---	---	---	---	---	---	---	---

Derivatives notes

Fixing prices and final open positions can be retrieved from the following path <http://www.helex.gr/el/web/guest/statistics-end-of-day-derivatives>



Underlying Asset				Derivatives Market													
Price max	Price min	Closing price	change	Delivery Month	Open price	Price max	Price min	Last price	Closing price	Last Bid	Last Ask	Fixing price*	Life high	Life low	Trades	Volume	Open Interest
<b>ELLAKTOR (CR)</b>				(Contract Size: 100 Securities, Physical Delivery)													
2.8	2.705	2.735	-1.26%	March 2024	2.75	2.80	2.73	2.75	2.75	---	---	---	2.84	---	31	141	4,619
				June 2024	---	---	---	---	2.79	---	---	---	---	---	---	---	---
				September 2024	---	---	---	---	2.80	---	---	---	---	---	---	---	---
				December 2024	---	---	---	---	2.82	---	---	---	---	---	---	---	---
<b>ELVALHALCOR (CR)</b>				(Contract Size: 100 Securities, Physical Delivery)													
2.31	2.25	2.26	-1.31%	March 2024	2.30	2.32	2.27	2.27	2.27	---	---	---	2.44	---	27	134	5,696
				June 2024	---	---	---	---	2.34	---	---	---	2.28	---	---	---	40
				September 2024	---	---	---	---	2.32	---	---	---	---	---	---	---	---
				December 2024	---	---	---	---	2.33	---	---	---	---	---	---	---	---
<b>EUROBANK HOLDINGS (CR)</b>				(Contract Size: 100 Securities, Physical Delivery)													
1.92	1.8965	1.917	-0.16%	March 2024	1.91	1.92	1.91	1.92	1.92	---	---	---	1.95	---	24	1,708	28,732
				June 2024	---	---	---	---	1.93	---	---	---	---	---	---	---	---
				September 2024	---	---	---	---	1.94	---	---	---	---	---	---	---	---
				December 2024	---	---	---	---	1.95	---	---	---	---	---	---	---	---
<b>EYDAP S.A. (CR)</b>				(Contract Size: 100 Securities, Physical Delivery)													
5.79	5.7	5.76	-0.35%	March 2024	5.80	5.81	5.74	5.74	5.74	---	---	---	6.35	---	14	46	4,163
				June 2024	---	---	---	---	5.82	---	---	---	---	---	---	---	---
				September 2024	---	---	---	---	5.85	---	---	---	---	---	---	---	---
				December 2024	---	---	---	---	5.88	---	---	---	---	---	---	---	---
<b>FOURLIS (CR)</b>				(Contract Size: 100 Securities, Physical Delivery)													
4.27	4.09	4.25	1.43%	March 2024	4.22	4.31	4.21	4.25	4.25	---	---	---	4.46	---	26	64	1,537
				June 2024	---	---	---	---	4.22	---	---	---	---	---	---	---	---
				September 2024	---	---	---	---	4.24	---	---	---	---	---	---	---	---
				December 2024	---	---	---	---	4.26	---	---	---	---	---	---	---	---
<b>GEK TERNA (CR)</b>				(Contract Size: 100 Securities, Physical Delivery)													
14.94	14.4	14.58	0.97%	March 2024	14.49	14.89	14.48	14.62	14.62	---	---	---	14.89	---	146	691	11,515
				June 2024	---	---	---	---	14.65	---	---	---	14.72	---	---	---	757
				September 2024	---	---	---	---	14.61	---	---	---	---	---	---	---	---
				December 2024	---	---	---	---	14.68	---	---	---	---	---	---	---	---
<b>HELLENIC EXCHANGES-A.S.E. (CR)</b>				(Contract Size: 100 Securities, Physical Delivery)													
5.69	5.48	5.48	-3.18%	March 2024	5.66	5.68	5.52	5.53	5.53	---	---	---	5.94	---	105	725	10,310
				June 2024	---	---	---	---	5.70	---	---	---	---	---	---	---	---
				September 2024	---	---	---	---	5.73	---	---	---	---	---	---	---	---
				December 2024	---	---	---	---	5.76	---	---	---	---	---	---	---	---

Derivatives notes

Fixing prices and final open positions can be retrieved from the following path <http://www.helex.gr/el/web/guest/statistics-end-of-day-derivatives>

Underlying Asset				Derivatives Market													
Price max	Price min	Closing price	change	Delivery Month	Open price	Price max	Price min	Last price	Closing price	Last Bid	Last Ask	Fixing price*	Life high	Life low	Trades	Volume	Open Interest
<b>HELLENIQ ENERGY (CR)</b>																	
(Contract Size: 100 Securities, Physical Delivery)																	
8.06	7.93	7.95	0.00%	March 2024	8.00	8.07	7.95	7.97	7.97	---	---	---	8.12	---	55	273	6,817
				June 2024	8.22	8.22	8.10	8.10	8.10	---	---	---	8.22	---	3	20	205
				September 2024	---	---	---	---	8.04	---	---	---	---	---	---	---	---
				December 2024	---	---	---	---	8.08	---	---	---	---	---	---	---	---
<b>INTRACOM HOLDINGS (CR)</b>																	
(Contract Size: 100 Securities, Physical Delivery)																	
4.335	4.21	4.28	-0.81%	March 2024	4.25	4.36	4.24	4.26	4.26	---	---	---	4.36	---	103	747	8,604
				June 2024	---	---	---	---	4.39	---	---	---	4.24	---	---	---	100
				September 2024	---	---	---	---	4.37	---	---	---	---	---	---	---	---
				December 2024	---	---	---	---	4.39	---	---	---	---	---	---	---	---
<b>INTRAKAT (CR)</b>																	
(Contract Size: 100 Securities, Physical Delivery)																	
5.26	5.18	5.25	0.96%	March 2024	5.23	5.25	5.18	5.22	5.22	---	---	---	5.25	---	13	96	3,482
				June 2024	5.25	5.25	5.12	5.12	5.12	---	---	---	5.25	---	7	13	518
				September 2024	---	---	---	---	5.26	---	---	---	---	---	---	---	---
				December 2024	---	---	---	---	5.29	---	---	---	---	---	---	---	---
<b>JUMBO SA (CR)</b>																	
(Contract Size: 100 Securities, Physical Delivery)																	
27.88	27.4	27.76	0.07%	March 2024	27.72	27.84	27.60	27.84	27.84	---	---	---	28.00	---	4	8	645
				June 2024	---	---	---	---	27.93	---	---	---	---	---	---	---	---
				September 2024	---	---	---	---	28.07	---	---	---	---	---	---	---	---
				December 2024	---	---	---	---	28.21	---	---	---	---	---	---	---	---
<b>LAMDA DEVELOPMENT SA (CR)</b>																	
(Contract Size: 100 Securities, Physical Delivery)																	
7.07	6.925	6.95	-1.21%	March 2024	7.07	7.07	6.96	6.98	6.98	---	---	---	7.37	---	35	147	6,797
				June 2024	---	---	---	---	7.08	---	---	---	---	---	---	---	---
				September 2024	---	---	---	---	7.12	---	---	---	---	---	---	---	---
				December 2024	---	---	---	---	7.15	---	---	---	---	---	---	---	---
<b>MIG (CR)</b>																	
(Contract Size: 100 Securities, Physical Delivery)																	
4.4	4.29	4.35	0.00%	March 2024	---	---	---	---	4.36	---	---	---	5.30	---	---	---	106
				June 2024	---	---	---	---	4.38	---	---	---	---	---	---	---	---
				September 2024	---	---	---	---	4.40	---	---	---	---	---	---	---	---
				December 2024	---	---	---	---	4.42	---	---	---	---	---	---	---	---
<b>MOTOR OIL (CR)</b>																	
(Contract Size: 100 Securities, Physical Delivery)																	
27.9	27.1	27.26	-2.64%	March 2024	27.85	27.85	27.25	27.25	27.25	---	---	---	28.09	---	19	53	564
				June 2024	---	---	---	---	28.19	---	---	---	---	---	---	---	---
				September 2024	---	---	---	---	28.33	---	---	---	---	---	---	---	---
				December 2024	---	---	---	---	28.47	---	---	---	---	---	---	---	---

Derivatives notes

Fixing prices and final open positions can be retrieved from the following path <http://www.helex.gr/el/web/guest/statistics-end-of-day-derivatives>

Underlying Asset				Derivatives Market													
Price max	Price min	Closing price	change	Delivery Month	Open price	Price max	Price min	Last price	Closing price	Last Bid	Last Ask	Fixing price*	Life high	Life low	Trades	Volume	Open Interest
<b>MYTILINEOS (CR)</b>				(Contract Size: 100 Securities, Physical Delivery)													
37.48	37	37.14	-0.75%	March 2024	37.42	37.54	37.15	37.16	37.16	---	---	---	39.80	---	72	210	4,355
				June 2024	---	---	---	---	37.68	---	---	---	---	---	---	---	---
				September 2024	---	---	---	---	37.86	---	---	---	---	---	---	---	---
				December 2024	---	---	---	---	38.05	---	---	---	---	---	---	---	---
<b>NATIONAL BANK (CR)</b>				(Contract Size: 100 Securities, Physical Delivery)													
7.246	7.102	7.23	0.00%	March 2024	7.17	7.26	7.14	7.25	7.25	---	---	---	7.35	---	40	249	16,081
				June 2024	7.29	7.29	7.29	7.29	7.29	---	---	---	7.29	---	1	1	---
				September 2024	---	---	---	---	7.32	---	---	---	---	---	---	---	---
				December 2024	---	---	---	---	7.35	---	---	---	---	---	---	---	---
<b>OPAP (CR)</b>				(Contract Size: 100 Securities, Physical Delivery)													
16.41	16.18	16.18	-1.64%	March 2024	16.33	16.38	16.18	16.18	16.18	---	---	---	16.61	---	4	40	980
				June 2024	16.33	16.33	16.19	16.19	16.19	---	---	---	16.33	---	2	2	---
				September 2024	---	---	---	---	16.65	---	---	---	---	---	---	---	---
				December 2024	---	---	---	---	16.73	---	---	---	---	---	---	---	---
<b>OPTIMA BANK (CR)</b>				(Contract Size: 100 Securities, Physical Delivery)													
7.7	7.56	7.64	-0.65%	March 2024	---	---	---	---	7.59	---	---	---	7.80	---	---	---	86
				June 2024	---	---	---	---	7.74	---	---	---	---	---	---	---	---
				September 2024	---	---	---	---	7.78	---	---	---	---	---	---	---	---
				December 2024	---	---	---	---	7.82	---	---	---	---	---	---	---	---
<b>OTE (CR)</b>				(Contract Size: 100 Securities, Physical Delivery)													
14.17	13.92	14.16	1.65%	March 2024	14.00	14.22	13.98	14.20	14.20	---	---	---	14.22	---	152	885	9,707
				June 2024	---	---	---	---	14.03	---	---	---	---	---	---	---	---
				September 2024	---	---	---	---	14.10	---	---	---	---	---	---	---	---
				December 2024	---	---	---	---	14.17	---	---	---	---	---	---	---	---
<b>P.P.A. S.A. (CR)</b>				(Contract Size: 100 Securities, Physical Delivery)													
24.9	24.15	24.5	-1.61%	March 2024	---	---	---	---	24.70	---	---	---	25.49	---	---	---	108
				June 2024	---	---	---	---	25.07	---	---	---	---	---	---	---	---
				September 2024	---	---	---	---	25.20	---	---	---	---	---	---	---	---
				December 2024	---	---	---	---	25.32	---	---	---	---	---	---	---	---
<b>PIRAEUS FINANCIAL HOLD (CR)</b>				(Contract Size: 100 Securities, Physical Delivery)													
3.984	3.926	3.98	0.05%	March 2024	3.96	3.99	3.94	3.98	3.98	---	---	---	4.01	---	136	2,870	80,384
				June 2024	---	---	---	---	3.97	---	---	---	4.00	---	---	---	18
				September 2024	---	---	---	---	4.03	---	---	---	---	---	---	---	---
				December 2024	---	---	---	---	4.05	---	---	---	---	---	---	---	---

Derivatives notes

Fixing prices and final open positions can be retrieved from the following path <http://www.helex.gr/el/web/guest/statistics-end-of-day-derivatives>

Underlying Asset				Derivatives Market													
Price max	Price min	Closing price	change	Delivery Month	Open price	Price max	Price min	Last price	Closing price	Last Bid	Last Ask	Fixing price*	Life high	Life low	Trades	Volume	Open Interest
<b>PPC (CR)</b>				(Contract Size: 100 Securities, Physical Delivery)													
12.18	11.97	12.05	0.67%	March 2024	12.05	12.24	12.02	12.11	12.11	---	---	---	12.76	---	123	636	29,638
				June 2024	12.25	12.36	12.25	12.33	12.33	---	---	---	12.75	---	22	800	486
				September 2024	---	---	---	---	12.11	---	---	---	---	---	---	---	---
				December 2024	---	---	---	---	12.17	---	---	---	---	---	---	---	---
<b>QUEST HOLDINGS (CR)</b>				(Contract Size: 100 Securities, Physical Delivery)													
5.28	5.19	5.24	-0.38%	March 2024	---	---	---	---	5.28	---	---	---	5.70	---	---	---	224
				June 2024	---	---	---	---	5.30	---	---	---	---	---	---	---	---
				September 2024	---	---	---	---	5.32	---	---	---	---	---	---	---	---
				December 2024	---	---	---	---	5.35	---	---	---	---	---	---	---	---
<b>TERNA ENERGY (CR)</b>				(Contract Size: 100 Securities, Physical Delivery)													
16.46	15.53	16.25	4.70%	March 2024	15.66	16.55	15.63	16.31	16.31	---	---	---	16.55	---	304	1,818	20,260
				June 2024	---	---	---	---	15.63	---	---	---	---	---	---	---	---
				September 2024	---	---	---	---	15.70	---	---	---	---	---	---	---	---
				December 2024	---	---	---	---	15.78	---	---	---	---	---	---	---	---
<b>TITAN CEMENT (CB)</b>				(Contract Size: 100 Securities, Physical Delivery)													
25.9	25.5	25.8	3.41%	March 2024	25.89	25.90	25.64	25.90	25.90	---	---	---	25.90	---	9	14	218
				June 2024	---	---	---	---	24.99	---	---	---	24.99	---	---	---	1
				September 2024	---	---	---	---	25.25	---	---	---	---	---	---	---	---
				December 2024	---	---	---	---	25.37	---	---	---	---	---	---	---	---
<b>VIOHALCO SA/NV (CB)</b>				(Contract Size: 100 Securities, Physical Delivery)													
6.17	6.03	6.05	-0.82%	March 2024	6.12	6.22	6.08	6.10	6.10	---	---	---	6.62	---	79	268	5,376
				June 2024	---	---	---	---	6.14	---	---	---	---	---	---	---	---
				September 2024	---	---	---	---	6.17	---	---	---	---	---	---	---	---
				December 2024	---	---	---	---	6.20	---	---	---	---	---	---	---	---

Derivatives notes

Fixing prices and final open positions can be retrieved from the following path <http://www.helex.gr/el/web/guest/statistics-end-of-day-derivatives>

FTSE/Athex Large Cap

(Trade Unit: 1 Index Point x 2€ - Exercise Style: European, Cash Settlement)

Call Options														Put Options																					
March 2024							April 2024							Other Months		March 2024							April 2024							Other Months		Exercise Price			
Open price	Price max	Price min	Last price	Closing price	Volume	Open Interest	Open price	Price max	Price min	Last price	Closing price	Volume	Open Interest	Volume	Open Interest	Open price	Price max	Price min	Last price	Closing price	Volume	Open Interest	Open price	Price max	Price min	Last price	Closing price	Volume	Open Interest	Volume	Open Interest				
2,200	0.00	0.00	0.00	-	1,258.00	-	-	-	-	-	-	-	-	-	-	0.00	0.00	0.00	-	0.01	-	-	-	-	-	-	-	-	-	-	2,200				
2,250	0.00	0.00	0.00	-	1,208.00	-	-	-	-	-	-	-	-	-	-	0.00	0.00	0.00	-	0.01	-	-	-	-	-	-	-	-	-	-	2,250				
2,300	0.00	0.00	0.00	-	1,158.00	-	-	-	-	-	-	-	-	-	-	0.00	0.00	0.00	-	0.01	-	-	-	-	-	-	-	-	-	-	2,300				
2,350	0.00	0.00	0.00	-	1,108.00	-	-	-	-	-	-	-	-	-	-	0.00	0.00	0.00	-	0.01	-	-	-	-	-	-	-	-	-	-	2,350				
2,400	0.00	0.00	0.00	-	1,058.00	-	-	-	-	-	-	-	-	-	-	0.00	0.00	0.00	-	0.01	-	-	-	-	-	-	-	-	-	-	2,400				
2,450	0.00	0.00	0.00	-	1,008.00	-	-	-	-	-	-	-	-	-	-	0.00	0.00	0.00	-	0.01	-	-	-	-	-	-	-	-	-	-	2,450				
2,500	0.00	0.00	0.00	-	958.00	-	-	-	-	-	-	-	-	-	-	0.00	0.00	0.00	-	0.01	-	-	-	-	-	-	-	-	-	-	2,500				
2,550	0.00	0.00	0.00	-	908.00	-	-	-	-	-	-	-	-	-	-	0.00	0.00	0.00	-	0.01	-	-	-	-	-	-	-	-	-	-	2,550				
2,600	0.00	0.00	0.00	-	858.00	-	-	-	-	-	-	-	-	-	-	0.00	0.00	0.00	-	0.01	-	-	-	-	-	-	-	-	-	-	2,600				
2,650	0.00	0.00	0.00	-	808.00	-	-	-	-	-	-	-	-	-	-	0.00	0.00	0.00	-	0.01	-	-	-	-	-	-	-	-	-	-	2,650				
2,700	0.00	0.00	0.00	-	758.00	-	-	-	-	-	-	-	-	-	-	0.00	0.00	0.00	-	0.01	-	-	-	-	-	-	-	-	-	-	2,700				
2,750	0.00	0.00	0.00	-	708.00	-	-	-	-	-	-	-	-	-	-	0.00	0.00	0.00	-	0.01	-	-	-	-	-	-	-	-	-	-	2,750				
2,800	0.00	0.00	0.00	-	658.00	-	-	-	-	-	-	-	-	-	-	0.00	0.00	0.00	-	0.01	-	-	-	-	-	-	-	-	-	-	2,800				
2,850	0.00	0.00	0.00	-	608.00	-	-	-	-	-	-	-	-	-	-	0.00	0.00	0.00	-	0.02	-	-	-	-	-	-	-	-	-	-	2,850				
2,900	0.00	0.00	0.00	-	558.00	-	-	-	-	-	-	-	-	-	-	0.00	0.00	0.00	-	0.01	-	-	-	-	-	-	-	-	-	-	2,900				
2,950	0.00	0.00	0.00	-	509.00	-	-	-	-	-	-	-	-	-	-	0.00	0.00	0.00	-	0.04	-	-	-	-	-	-	-	-	-	-	2,950				
3,000	0.00	0.00	0.00	-	459.00	-	-	0.00	0.00	0.00	-	461.00	-	-	0.00	0.00	0.00	-	0.13	-	-	0.00	0.00	0.00	-	3.60	-	-	-	3,000					
3,050	0.00	0.00	0.00	-	409.00	-	-	0.00	0.00	0.00	-	413.00	-	-	0.00	0.00	0.00	-	0.38	-	-	0.00	0.00	0.00	-	6.00	-	-	-	3,050					
3,100	0.00	0.00	0.00	-	360.00	-	-	0.00	0.00	0.00	-	367.00	-	-	0.00	0.00	0.00	-	0.96	-	-	0.00	0.00	0.00	-	9.70	-	-	-	3,100					
3,150	0.00	0.00	0.00	-	311.00	-	-	0.00	0.00	0.00	-	322.00	-	-	0.00	0.00	0.00	-	2.20	-	-	0.00	0.00	0.00	-	15.00	-	-	-	3,150					
3,200	0.00	0.00	0.00	-	264.00	-	20	0.00	0.00	0.00	-	280.00	-	-	0.00	0.00	0.00	-	4.70	-	20	0.00	0.00	0.00	-	22.50	-	-	-	3,200					
3,250	0.00	0.00	0.00	-	218.00	-	-	0.00	0.00	0.00	-	240.00	-	-	0.00	0.00	0.00	-	9.30	-	23	0.00	0.00	0.00	-	32.25	-	-	-	3,250					
3,300	0.00	0.00	0.00	-	176.00	-	60	0.00	0.00	0.00	-	203.00	-	-	20.50	0.00	20.50	20.50	20.50	1	101	0.00	0.00	0.00	-	45.25	-	-	-	3,300					
3,350	0.00	0.00	0.00	-	137.00	-	40	0.00	0.00	0.00	-	169.00	-	-	25.00	0.00	24.25	24.25	24.25	50	161	0.00	0.00	0.00	-	61.50	-	-	-	3,350					
3,400	100.00	112.00	100.00	112.00	112.00	21	23	0.00	0.00	0.00	-	139.00	-	-	42.50	112.00	40.00	40.00	40.00	2	37	0.00	0.00	0.00	-	81.00	-	1	-	3,400					
3,450	0.00	0.00	0.00	-	75.00	-	2	0.00	0.00	0.00	-	113.00	-	-	0.00	0.00	0.00	-	66.00	-	20	0.00	0.00	0.00	-	104.00	-	-	-	3,450					
3,500	46.50	46.50	46.50	46.50	46.50	20	3	0.00	0.00	0.00	-	89.50	-	20	0.00	46.50	0.00	-	93.00	-	-	0.00	0.00	0.00	-	131.00	-	-	-	3,500					
3,550	0.00	0.00	0.00	-	35.00	-	10	0.00	0.00	0.00	-	70.00	-	-	0.00	0.00	0.00	-	126.00	-	-	0.00	0.00	0.00	-	161.00	-	-	-	3,550					
3,600	0.00	0.00	0.00	-	22.50	-	-	0.00	0.00	0.00	-	54.00	-	-	0.00	0.00	0.00	-	163.00	-	-	0.00	0.00	0.00	-	195.00	-	-	-	3,600					
3,650	0.00	0.00	0.00	-	13.75	-	-	0.00	0.00	0.00	-	41.00	-	-	0.00	0.00	0.00	-	204.00	-	-	0.00	0.00	0.00	-	232.00	-	-	-	3,650					
3,700	0.00	0.00	0.00	-	8.10	-	-	0.00	0.00	0.00	-	30.50	-	-	0.00	0.00	0.00	-	248.00	-	-	0.00	0.00	0.00	-	271.00	-	-	-	3,700					
Totals:						41	158							0	20	0	0							53	362							0	1	0	0
Number of Trades:						4							0	0							6							0	0						

ALPHA SERVICES HOLD (CR)

(Contract Size: 100 Securities, Exercise Style: American, Physical Delivery)

Call Options														Put Options																		
March 2024							April 2024							Other Months		March 2024							April 2024							Other Months		Exercise Price
Open price	Price max	Price min	Last price	Closing price	Volume	Open Interest	Open price	Price max	Price min	Last price	Closing price	Volume	Open Interest	Volume	Open Interest	Open price	Price max	Price min	Last price	Closing price	Volume	Open Interest	Open price	Price max	Price min	Last price	Closing price	Volume	Open Interest	Volume	Open Interest	
0.800	0.000	0.000	0.000	0.921	-	-										0.000	0.000	0.000	0.001	-	-											0.008
0.850	0.000	0.000	0.000	0.871	-	-										0.000	0.000	0.000	0.001	-	-											0.009
0.900	0.000	0.000	0.000	0.821	-	-										0.000	0.000	0.000	0.002	-	-											0.009
0.950	0.000	0.000	0.000	0.771	-	-										0.000	0.000	0.000	0.003	-	-											0.010
1.000	0.000	0.000	0.000	0.721	-	-										0.000	0.000	0.000	0.001	-	-											0.010
1.100	0.000	0.000	0.000	0.622	-	-	0.000	0.000	0.000	0.624	-	-				0.000	0.000	0.000	0.001	-	-	0.000	0.000	0.000	0.001	-	-					0.011
1.200	0.000	0.000	0.000	0.522	-	-	0.000	0.000	0.000	0.524	-	-				0.000	0.000	0.000	0.002	-	-	0.000	0.000	0.000	0.001	-	-					0.012
1.300	0.000	0.000	0.000	0.422	-	-	0.000	0.000	0.000	0.425	-	-				0.000	0.000	0.000	0.001	-	-	0.000	0.000	0.000	0.001	-	-					0.013
1.400	0.000	0.000	0.000	0.323	-	-	0.000	0.000	0.000	0.330	-	-				0.000	0.000	0.000	0.001	-	-	0.000	0.000	0.000	0.005	-	-					0.014
1.500	0.000	0.000	0.000	0.228	-	-	0.000	0.000	0.000	0.241	-	-				0.000	0.000	0.000	0.006	-	-	0.000	0.000	0.000	0.016	-	-					0.015
1.600	0.000	0.000	0.000	0.144	-	-	0.000	0.000	0.000	0.164	-	-				0.000	0.000	0.000	0.022	-	-	0.000	0.000	0.000	0.038	-	-					0.016
1.700	0.050	0.050	0.050	0.050	0.050	1,000	-	-	0.000	0.000	0.000	0.104	-	-				0.057	-	-	0.000	0.000	0.000	0.078	-	-					0.017	
1.800	0.000	0.000	0.000	0.037	-	-	0.000	0.000	0.000	0.060	-	-				0.000	0.000	0.000	0.115	-	-	0.000	0.000	0.000	0.135	-	-					0.018
1.900	0.000	0.000	0.000	0.015	-	-	0.000	0.000	0.000	0.033	-	-				0.000	0.000	0.000	0.193	-	-	0.000	0.000	0.000	0.207	-	-					0.019
2.000	0.000	0.000	0.000	0.005	-	-	0.000	0.000	0.000	0.016	-	-				0.000	0.000	0.000	0.283	-	-	0.000	0.000	0.000	0.291	-	-					0.020
2.200	0.000	0.000	0.000	0.001	-	-	0.000	0.000	0.000	0.003	-	-				0.000	0.000	0.000	0.480	-	-	0.000	0.000	0.000	0.481	-	-					0.022
2.400	0.000	0.000	0.000	0.001	-	-	0.000	0.000	0.000	0.001	-	-				0.000	0.000	0.000	0.680	-	-	0.000	0.000	0.000	0.680	-	-					0.024
2.600	0.000	0.000	0.000	0.001	-	-	0.000	0.000	0.000	0.001	-	-				0.000	0.000	0.000	0.880	-	-	0.000	0.000	0.000	0.880	-	-					0.026
Totals:					1,000	0					0	0	0			1,000	0					0	0	0					0	0		
Number of Trades:					2						0	0			0.00							0	0					0				

NATIONAL BANK (CR)

(Contract Size: 100 Securities, Exercise Style: American, Physical Delivery)

Call Options														Put Options																				
March 2024							April 2024							Other Months		March 2024							April 2024							Other Months		Exercise Price		
Exercise Price	Open price	Price max	Price min	Last price	Closing price	Volume	Open Interest	Open price	Price max	Price min	Last price	Closing price	Volume	Open Interest	Volume	Open Interest	Open price	Price max	Price min	Last price	Closing price	Volume	Open Interest	Open price	Price max	Price min	Last price	Closing price	Volume	Open Interest	Volume		Open Interest	
3.200	0.000	0.000	0.000		4.03	-	-										0.000	0.000	0.000		0.001	-	-										0.032	
3.400	0.000	0.000	0.000		3.83	-	-										0.000	0.000	0.000		0.001	-	-										0.034	
3.600	0.000	0.000	0.000		3.63	-	-										0.000	0.000	0.000		0.001	-	-										0.036	
3.800	0.000	0.000	0.000		3.44	-	-										0.000	0.000	0.000		0.002	-	-										0.038	
4.000	0.000	0.000	0.000		3.24	-	-										0.000	0.000	0.000		0.001	-	-										0.040	
4.400	0.000	0.000	0.000		2.84	-	-										0.000	0.000	0.000		0.001	-	-										0.044	
4.800	0.000	0.000	0.000		2.44	-	-	0.000	0.000	0.000		2.45	-	-			0.000	0.000	0.000		0.001	-	-	0.000	0.000	0.000		0.001	-	-			0.048	
5.200	0.000	0.000	0.000		2.04	-	-	0.000	0.000	0.000		2.05	-	-			0.000	0.000	0.000		0.001	-	-	0.000	0.000	0.000		0.002	-	-			0.052	
5.600	0.000	0.000	0.000		1.64	-	-	0.000	0.000	0.000		1.66	-	-			0.000	0.000	0.000		0.001	-	-	0.000	0.000	0.000		0.010	-	-			0.056	
6.000	0.000	0.000	0.000		1.24	-	-	0.000	0.000	0.000		1.28	-	-			0.000	0.000	0.000		0.003	-	-	0.000	0.000	0.000		0.034	-	-			0.060	
6.400	0.000	0.000	0.000		0.857	-	-	0.000	0.000	0.000		0.942	-	-			0.000	0.000	0.000		0.018	-	240	0.000	0.000	0.000		0.091	-	-			0.064	
6.800	0.000	0.000	0.000		0.519	-	2	0.000	0.000	0.000		0.653	-	-			0.000	0.000	0.000		0.080	-	-	0.000	0.000	0.000		0.201	-	-			0.068	
7.200	0.000	0.000	0.000		0.264	-	35	0.000	0.000	0.000		0.421	-	-			0.000	0.000	0.000		0.225	-	-	0.000	0.000	0.000		0.369	-	-			0.072	
7.600	0.000	0.000	0.000		0.110	-	-	0.000	0.000	0.000		0.257	-	-			0.000	0.000	0.000		0.471	-	-	0.000	0.000	0.000		0.604	-	-			0.076	
8.000	0.000	0.000	0.000		0.038	-	-	0.000	0.000	0.000		0.147	-	-			0.000	0.000	0.000		0.800	-	-	0.000	0.000	0.000		0.895	-	-			0.080	
8.400	0.000	0.000	0.000		0.010	-	-	0.000	0.000	0.000		0.077	-	-			0.000	0.000	0.000		1.17	-	-	0.000	0.000	0.000		1.23	-	-			0.084	
8.800	0.000	0.000	0.000		0.002	-	-	0.000	0.000	0.000		0.038	-	-			0.000	0.000	0.000		1.57	-	-	0.000	0.000	0.000		1.59	-	-			0.088	
9.200	0.000	0.000	0.000		0.001	-	-	0.000	0.000	0.000		0.018	-	-			0.000	0.000	0.000		1.97	-	-	0.000	0.000	0.000		1.98	-	-			0.092	
Totals:						0	37						0	0	0							0	240									0	0	
Number of Trades:						0							0	0	0							0.00										0	0	

OPAP (CR)

(Contract Size: 100 Securities, Exercise Style: American, Physical Delivery)

Exercise Price	Call Options														Put Options																	
	March 2024						April 2024						Other Months		March 2024						April 2024						Other Months		Exercise Price			
	Open price	Price max	Price min	Last price	Closing price	Volume	Open Interest	Open price	Price max	Price min	Last price	Closing price	Volume	Open Interest	Volume	Open Interest	Open price	Price max	Price min	Last price	Closing price	Volume	Open Interest	Open price	Price max	Price min	Last price	Closing price		Volume	Open Interest	Volume
9.600	0.000	0.000	0.000	6.86	-	-										0.000	0.000	0.000	0.001	-	-											
10.000	0.000	0.000	0.000	6.46	-	-										0.000	0.000	0.000	0.001	-	-											0.100
11.000	0.000	0.000	0.000	5.47	-	-	0.000	0.000	0.000	5.49	-	-				0.000	0.000	0.000	0.001	-	-	0.000	0.000	0.000	0.001	-	-				0.110	
12.000	0.000	0.000	0.000	4.47	-	-	0.000	0.000	0.000	4.49	-	-				0.000	0.000	0.000	0.001	-	-	0.000	0.000	0.000	0.001	-	-				0.120	
13.000	0.000	0.000	0.000	3.47	-	-	0.000	0.000	0.000	3.50	-	-				0.000	0.000	0.000	0.001	-	-	0.000	0.000	0.000	0.003	-	-				0.130	
14.000	0.000	0.000	0.000	2.47	-	-	0.000	0.000	0.000	2.52	-	-				0.000	0.000	0.000	0.001	-	-	0.000	0.000	0.000	0.028	-	-				0.140	
15.000	0.000	0.000	0.000	1.50	-	-	0.000	0.000	0.000	1.63	-	-				0.000	0.000	0.000	0.025	-	-	0.000	0.000	0.000	0.135	-	-				0.150	
16.000	0.000	0.000	0.000	0.674	-	-	0.000	0.000	0.000	0.913	-	-				0.214	0.214	0.200	0.200	0.200	30	2	0.000	0.000	0.000	0.412	-	-				0.160
17.000	0.000	0.000	0.000	0.193	-	-	0.000	0.000	0.000	0.435	-	-				0.000	0.000	0.000	0.723	-	-	0.000	0.000	0.000	0.935	-	-				0.170	
18.000	0.000	0.000	0.000	0.033	-	-	0.000	0.000	0.000	0.174	-	-				0.000	0.000	0.000	1.57	-	-	0.000	0.000	0.000	1.68	-	-				0.180	
19.000	0.000	0.000	0.000	0.003	-	-	0.000	0.000	0.000	0.057	-	-				0.000	0.000	0.000	2.55	-	-	0.000	0.000	0.000	2.57	-	-				0.190	
20.000	0.000	0.000	0.000	0.001	-	-	0.000	0.000	0.000	0.016	-	-				0.000	0.000	0.000	3.55	-	-	0.000	0.000	0.000	3.55	-	-				0.200	
22.000	0.000	0.000	0.000	0.001	-	-	0.000	0.000	0.000	0.001	-	-				0.000	0.000	0.000	5.55	-	-	0.000	0.000	0.000	5.55	-	-				0.220	
24.000	0.000	0.000	0.000	0.001	-	-	0.000	0.000	0.000	0.001	-	-				0.000	0.000	0.000	7.55	-	-	0.000	0.000	0.000	7.55	-	-				0.240	
Totals:						0	0						0	0	0	0	2															
Number of Trades:						0							0	0	0		3.00															



OTE (CR)

(Contract Size: 100 Securities, Exercise Style: American, Physical Delivery)

Exercise Price	Call Options													Put Options													Exercise Price						
	March 2024						April 2024						Other Months		March 2024						April 2024							Other Months					
	Open price	Price max	Price min	Last price	Closing price	Volume	Open Interest	Open price	Price max	Price min	Last price	Closing price	Volume	Open Interest	Volume	Open Interest	Open price	Price max	Price min	Last price	Closing price	Volume	Open Interest	Open price	Price max	Price min		Last price	Closing price	Volume	Open Interest	Volume	Open Interest
9.200	0.000	0.000	0.000	4.74	-	-	0.000	0.000	0.000	4.76	-	-				0.000	0.000	0.000	0.001	-	-				0.000	0.000	0.000	0.001	-	-			0.092
9.600	0.000	0.000	0.000	4.34	-	-	0.000	0.000	0.000	4.36	-	-				0.000	0.000	0.000	0.001	-	-				0.000	0.000	0.000	0.001	-	-			0.096
10.000	0.000	0.000	0.000	3.94	-	-	0.000	0.000	0.000	3.96	-	-				0.000	0.000	0.000	0.001	-	-				0.000	0.000	0.000	0.001	-	-			0.100
11.000	0.000	0.000	0.000	2.95	-	-	0.000	0.000	0.000	2.97	-	-				0.000	0.000	0.000	0.001	-	-				0.000	0.000	0.000	0.003	-	-			0.110
12.000	0.000	0.000	0.000	1.95	-	20	0.000	0.000	0.000	2.01	-	-				0.000	0.000	0.000	0.003	-	5				0.000	0.000	0.000	0.037	-	-			0.120
13.000	0.000	0.000	0.000	1.01	-	-	0.000	0.000	0.000	1.16	-	-				0.000	0.000	0.000	0.060	-	20				0.000	0.000	0.000	0.189	-	-			0.130
14.000	0.000	0.000	0.000	0.335	-	-	0.000	0.000	0.000	0.548	-	-				0.327	0.327	0.327	0.327	0.327	5	-			0.000	0.000	0.000	0.575	-	-			0.140
15.000	0.000	0.000	0.000	0.059	-	-	0.000	0.000	0.000	0.208	-	-				0.000	0.000	0.000	1.11	-	-				0.000	0.000	0.000	1.24	-	-			0.150
16.000	0.000	0.000	0.000	0.006	-	-	0.000	0.000	0.000	0.061	-	-				0.000	0.000	0.000	2.07	-	-				0.000	0.000	0.000	2.10	-	-			0.160
17.000	0.000	0.000	0.000	0.001	-	-	0.000	0.000	0.000	0.014	-	-				0.000	0.000	0.000	3.07	-	-				0.000	0.000	0.000	3.07	-	-			0.170
18.000	0.000	0.000	0.000	0.001	-	-	0.000	0.000	0.000	0.003	-	-				0.000	0.000	0.000	4.07	-	-				0.000	0.000	0.000	4.07	-	-			0.180
19.000	0.000	0.000	0.000	0.001	-	-	0.000	0.000	0.000	0.001	-	-				0.000	0.000	0.000	5.07	-	-				0.000	0.000	0.000	5.07	-	-			0.190
20.000	0.000	0.000	0.000	0.001	-	-				-	-					0.000	0.000	0.000	6.07	-	-						-	-			0.200		
22.000	0.000	0.000	0.000	0.001	-	-				-	-					0.000	0.000	0.000	8.07	-	-						-	-			0.220		
Totals:					0	20					0	0	0	0						0	25						0	0	0	0			
Number of Trades:						0						0	0	0							1.00							0	0				

PIRAEUS FINANCIAL HOLD (CR)

(Contract Size: 100 Securities, Exercise Style: American, Physical Delivery)

Call Options														Put Options																		
March 2024							April 2024							Other Months		March 2024							April 2024							Other Months		Exercise Price
Open price	Price max	Price min	Last price	Closing price	Volume	Open Interest	Open price	Price max	Price min	Last price	Closing price	Volume	Open Interest	Volume	Open Interest	Open price	Price max	Price min	Last price	Closing price	Volume	Open Interest	Open price	Price max	Price min	Last price	Closing price	Volume	Open Interest	Volume	Open Interest	
1.300	0.000	0.000	0.000	2.68	-	-										0.000	0.000	0.000	0.001	-	-											0.013
1.400	0.000	0.000	0.000	2.58	-	-										0.000	0.000	0.000	0.001	-	-											0.014
1.500	0.000	0.000	0.000	2.48	-	-										0.000	0.000	0.000	0.001	-	-											0.015
1.600	0.000	0.000	0.000	2.38	-	-										0.000	0.000	0.000	0.001	-	-											0.016
1.700	0.000	0.000	0.000	2.28	-	-										0.000	0.000	0.000	0.001	-	-											0.017
1.800	0.000	0.000	0.000	2.18	-	-										0.000	0.000	0.000	0.001	-	-											0.018
1.900	0.000	0.000	0.000	2.08	-	-										0.000	0.000	0.000	0.001	-	-											0.019
2.000	0.000	0.000	0.000	1.98	-	-										0.000	0.000	0.000	0.001	-	-											0.020
2.200	0.000	0.000	0.000	1.78	-	-										0.000	0.000	0.000	0.001	-	-											0.022
2.400	0.000	0.000	0.000	1.58	-	-	0.000	0.000	0.000		1.59	-	-			0.000	0.000	0.000	0.002	-	-	0.000	0.000	0.000	0.001	-	-					0.024
2.600	0.000	0.000	0.000	1.38	-	-	0.000	0.000	0.000		1.39	-	-			0.000	0.000	0.000	0.001	-	-	0.000	0.000	0.000	0.001	-	-					0.026
2.800	0.000	0.000	0.000	1.18	-	-	0.000	0.000	0.000		1.19	-	-			0.000	0.000	0.000	0.001	-	-	0.000	0.000	0.000	0.001	-	-					0.028
3.000	0.000	0.000	0.000	0.984	-	-	0.000	0.000	0.000		0.995	-	-			0.000	0.000	0.000	0.001	-	-	0.000	0.000	0.000	0.005	-	-					0.030
3.200	0.000	0.000	0.000	0.785	-	-	0.000	0.000	0.000		0.806	-	-			0.000	0.000	0.000	0.001	-	-	0.000	0.000	0.000	0.015	-	-					0.032
3.400	0.000	0.000	0.000	0.588	-	-	0.000	0.000	0.000		0.629	-	-			0.000	0.000	0.000	0.003	-	-	0.000	0.000	0.000	0.038	-	-					0.034
3.600	0.000	0.000	0.000	0.401	-	30	0.000	0.000	0.000		0.471	-	-			0.000	0.000	0.000	0.016	-	-	0.000	0.000	0.000	0.080	-	-					0.036
3.800	0.000	0.000	0.000	0.239	-	-	0.000	0.000	0.000		0.337	-	-			0.000	0.000	0.000	0.054	-	-	0.000	0.000	0.000	0.145	-	-					0.038
4.000	0.000	0.000	0.000	0.123	-	-	0.000	0.000	0.000		0.230	-	-			0.000	0.000	0.000	0.137	-	-	0.000	0.000	0.000	0.238	-	-					0.040
4.400	0.000	0.000	0.000	0.019	-	-	0.000	0.000	0.000		0.095	-	-			0.000	0.000	0.000	0.434	-	-	0.000	0.000	0.000	0.503	-	-					0.044
4.800	0.000	0.000	0.000	0.001	-	-	0.000	0.000	0.000		0.033	-	-			0.000	0.000	0.000	0.820	-	-	0.000	0.000	0.000	0.842	-	-					0.048
5.200	0.000	0.000	0.000	0.001	-	-	0.000	0.000	0.000		0.010	-	-			0.000	0.000	0.000	1.22	-	-	0.000	0.000	0.000	1.22	-	-					0.052
5.600	0.000	0.000	0.000	0.001	-	-	0.000	0.000	0.000		0.002	-	-			0.000	0.000	0.000	1.62	-	-	0.000	0.000	0.000	1.62	-	-					0.056
6.000	0.000	0.000	0.000	0.001	-	-	0.000	0.000	0.000		0.001	-	-			0.000	0.000	0.000	2.02	-	-	0.000	0.000	0.000	2.02	-	-					0.060
Totals:					0	30						0	0	0								0	0									0
Number of Trades:					0							0	0									0.00									0	

PPC (CR)

(Contract Size: 100 Securities, Exercise Style: American, Physical Delivery)

Call Options														Put Options																		
March 2024							April 2024							Other Months		March 2024							April 2024							Other Months		Exercise Price
Open price	Price max	Price min	Last price	Closing price	Volume	Open Interest	Open price	Price max	Price min	Last price	Closing price	Volume	Open Interest	Volume	Open Interest	Open price	Price max	Price min	Last price	Closing price	Volume	Open Interest	Open price	Price max	Price min	Last price	Closing price	Volume	Open Interest	Volume	Open Interest	
5.600	0.000	0.000	0.000	6.38	-	-										0.000	0.000	0.000	0.001	-	-											0.056
6.000	0.000	0.000	0.000	5.98	-	-										0.000	0.000	0.000	0.001	-	-											0.060
6.400	0.000	0.000	0.000	5.58	-	-										0.000	0.000	0.000	0.001	-	-											0.064
6.800	0.000	0.000	0.000	5.18	-	-										0.000	0.000	0.000	0.001	-	-											0.068
7.200	0.000	0.000	0.000	4.78	-	-										0.000	0.000	0.000	0.001	-	-											0.072
7.600	0.000	0.000	0.000	4.38	-	-										0.000	0.000	0.000	0.001	-	-											0.076
8.000	0.000	0.000	0.000	3.98	-	-										0.000	0.000	0.000	0.001	-	-											0.080
8.400	0.000	0.000	0.000	3.58	-	-										0.000	0.000	0.000	0.001	-	-											0.084
8.800	0.000	0.000	0.000	3.18	-	-	0.000	0.000	0.000		3.20	-	-			0.000	0.000	0.000	0.001	-	-	0.000	0.000	0.000		0.004	-	-			0.088	
9.200	0.000	0.000	0.000	2.78	-	-	0.000	0.000	0.000		2.81	-	-			0.000	0.000	0.000	0.001	-	-	0.000	0.000	0.000		0.010	-	-			0.092	
9.600	0.000	0.000	0.000	2.38	-	-	0.000	0.000	0.000		2.43	-	-			0.000	0.000	0.000	0.001	-	-	0.000	0.000	0.000		0.024	-	-			0.096	
10.000	0.000	0.000	0.000	1.99	-	-	0.000	0.000	0.000		2.06	-	-			0.000	0.000	0.000	0.004	-	-	0.000	0.000	0.000		0.053	-	-			0.100	
11.000	0.000	0.000	0.000	1.06	-	16	0.000	0.000	0.000		1.23	-	-			0.000	0.000	0.000	0.071	-	-	0.000	0.000	0.000		0.228	-	-			0.110	
12.000	0.000	0.000	0.000	0.383	-	1	0.000	0.000	0.000		0.630	-	-			0.293	0.293	0.293	0.293	0.293	1	15	0.000	0.000	0.000		0.623	-	-			0.120
13.000	0.000	0.000	0.000	0.087	-	16	0.000	0.000	0.000		0.275	-	-			0.000	0.000	0.000	1.10	-	-	0.000	0.000	0.000		1.27	-	-			0.130	
14.000	0.000	0.000	0.000	0.011	-	-	0.000	0.000	0.000		0.101	-	-			0.000	0.000	0.000	2.03	-	-	0.000	0.000	0.000		2.10	-	-			0.140	
15.000	0.000	0.000	0.000	0.001	-	-	0.000	0.000	0.000		0.031	-	-			0.000	0.000	0.000	3.03	-	-	0.000	0.000	0.000		3.04	-	-			0.150	
16.000	0.000	0.000	0.000	0.002	-	-	0.000	0.000	0.000		0.009	-	-			0.000	0.000	0.000	4.03	-	-	0.000	0.000	0.000		4.03	-	-			0.160	
17.000	0.000	0.000	0.000	0.001	-	-	0.000	0.000	0.000		0.002	-	-			0.000	0.000	0.000	5.03	-	-	0.000	0.000	0.000		5.03	-	-			0.170	
18.000	0.000	0.000	0.000	0.001	-	-	0.000	0.000	0.000		0.001	-	-			0.000	0.000	0.000	6.03	-	-	0.000	0.000	0.000		6.03	-	-			0.180	
Totals:					0	33						0	0	0	0						0	15						0	5	0	0	
Number of Trades:					0						0	0						1.00						0						0		

Lending Products	Underlying Title	Open Interest[5]	Multilateral Transactions[1]				Bilateral Transactions[2]		Stock Borrowing through OTC (volume)[3]	
			Volume(Offered)	Average Weighted	Transactions volume	Average Weighted	Transactions Volume	Average Weighted	Transactions Volume	
ADMIEBOR	ADMIE (IPTO) HOLDING S.A. (CR)	---	---	---	---	---	---	---	247,580	
AEGNBOR	AEGEAN AIRLINES (CR)	---	---	---	---	---	---	---	153,446	
AETFBOR	ALPHA ETF FTSE Athex Large Cap	---	---	---	---	1,000	1.00%	---	---	
ALPHABOR	ALPHA SERVICES HOLD (CR)	53,651	---	---	---	---	---	---	57,300,898	
OTOELBOR	AUTOHELLAS SA (CR)	1,500	---	---	---	---	---	---	89,893	
AVAXBOR	AVAX S.A. (CR)	2,000	---	---	---	---	---	---	---	
EEEBOR	CC HBC AG (CR)	1,358	---	---	---	---	---	---	44,377	
CENERBOR	CENERGY HOLDINGS (CB)	---	---	---	---	---	---	---	5,171	
ELLAKTORBOR	ELLAKTOR (CR)	2,681	---	---	---	---	---	---	119,216	
ELHABOR	ELVALHALCOR (CR)	788	---	---	---	---	---	---	64,887	
EUROBBOR	EUROBANK HOLDINGS (CR)	---	---	---	---	---	---	---	34,873,598	
EYDAPBOR	EYDAP S.A. (CR)	845	---	---	---	---	---	---	270,068	
FOYRKBOR	FOURLIS (CR)	230	---	---	---	---	---	---	10,875	
GEKTERNABOR	GEK TERNA (CR)	---	---	---	---	---	---	---	6,203,698	
SARBOR	GR. SARANTIS S.A. (CR)	457	---	---	---	---	---	---	84,571	
EXAEBOR	HELLENIC EXCHANGES-A.S.E. (CR)	200	---	---	---	---	---	---	167,047	
ELPEBOR	HELLENIQ ENERGY (CR)	---	---	---	---	---	---	---	259,536	
INTRKBOR	INTRACOM HOLDINGS (CR)	---	---	---	---	---	---	---	---	
INKATBOR	INTRAKAT (CR)	---	---	---	---	---	---	---	146,000	
BELABOR	JUMBO SA (CR)	---	---	---	---	---	---	---	210,665	
LAMDABOR	LAMDA DEVELOPMENT SA (CR)	400	---	---	---	---	---	---	223,277	
MIGBOR	MIG (CR)	1,992	---	---	---	---	---	---	40,179	
MOHBOR	MOTOR OIL (CR)	22,881	---	---	1,300	4.88%	---	---	409,761	
MYTILBOR	MYTILINEOS (CR)	761	---	---	---	---	---	---	173,348	
ETEBOR	NATIONAL BANK (CR)	---	---	---	---	---	---	---	14,408,680	
OPAPBOR	OPAP (CR)	3,500	---	---	---	---	---	---	1,612,219	
OPTIMABOR	OPTIMA BANK (CR)	1,900	---	---	---	---	---	---	8,394	
HTOBOR	OTE (CR)	11,750	---	---	---	---	7,000	0.01%	1,558,230	
PPABOR	P.P.A. S.A. (CR)	1,500	---	---	---	---	---	---	66,443	
TPEIRBOR	PIRAEUS FINANCIAL HOLD (CR)	6,500	---	---	---	---	---	---	895,291	
PPCBOR	PPC (CR)	2,000	---	---	---	---	---	---	1,278,881	

## Stock Lending Notes

[1] - Multilateral contracts Lending or Borrowing as per Methods 8-1, 8-2 and 8-3-3 (According to ATHEX BoD Resolution No.17)

[2] - Bilateral Contracts Lending or Borrowing as per Methods 8-3-1 and 8-3-2 (According to ATHEX BoD Resolution No.20 )

[3] - The information concerning OTC Stock Borrowing Transactions is based on the statements of the Dematerialised Securities System (DSS) operators involved and refers to volumes that have been registered up until the previous working day.

[4] - Average Price (Volume weighted)

[5] - The Data concerning Open Interest before the start of trading session

Lending Products	Underlying Title	Open Interest[5]	Multilateral Transactions[1]				Bilateral Transactions[2]		Stock Borrowing through OTC (volume)[3]	
			Volume(Offered)	Average Weighted	Transactions volume	Average Weighted	Transactions Volume	Average Weighted	Transactions Volume	
QUALBOR	QUALITY & RELIABILITY SA (CR)	---	---	---	---	---	---	---	---	
QUESTBOR	QUEST HOLDINGS (CR)	391	---	---	---	---	---	---	31,333	
TENERGYBOR	TERNA ENERGY (CR)	---	---	---	---	---	---	---	271,750	
TITCBOR	TITAN CEMENT (CB)	7,400	---	---	215	4.88%	---	---	224,065	
VIOBOR	VIOHALCO SA/NV (CB)	744	---	---	---	---	---	---	---	

## Stock Lending Notes

[1] - Multilateral contracts Lending or Borrowing as per Methods 8-1, 8-2 and 8-3-3 (According to ATHEX BoD Resolution No.17)

[2] - Bilateral Contracts Lending or Borrowing as per Methods 8-3-1 and 8-3-2 (According to ATHEX BoD Resolution No.20 )

[3] - The information concerning OTC Stock Borrowing Transactions is based on the statements of the Dematerialised Securities System (DSS) operators involved and refers to volumes that have been registered up until the previous working day.

[4] - Average Price (Volume weighted)

[5] - The Data concerning Open Interest before the start of trading session

## Sectors codification for listed companies

12003-	ETF	10101010	Computer Services
10101015	Software	10102030	Computer Hardware
15101010	Telecommunications Equipment	15102015	Telecommunications Services
20101010	Health Care Facilities	20101025	Health Care Services
20102010	Medical Equipment	20103015	Pharmaceuticals
30101010	Banks	30202000	Diversified Financial Services
30202010	Asset Managers & Custodians	30202015	Investment Services
30204000	Closed End Investments	30302010	Full Line Insurance
30302015	Insurance Brokers	30302025	Property and Casualty Insurance
35101010	Real Estate Holding and Development	35101015	Real Estate Services
35102000	Diversified REITs	35102030	Office REITs
35102045	Retail REITs.	40201040	Rental & Leasing Services: Consumer
40202010	Home Construction	40202015	Household Furnishings
40202020	Household Appliance	40203040	Electronic Entertainment
40204020	Clothing & Accessories	40301010	Entertainment
40301030	Publishing	40301035	Radio & TV Broadcasters
40401010	Diversified Retailers	40401020	Apparel Retailers
40401025	Home Improvement Retailers	40401030	Specialty Retailers
40501010	Airlines	40501015	Travel & Tourism
40501020	Casinos & Gambling	40501025	Hotels & Motels
45101015	Distillers & Vintners	45101020	Soft Drinks
45102010	Farming Fishing Ranching & Plantations	45102020	Food Products
45103010	Tobacco	45201010	Food Retailers & Wholesalers
45201020	Personal Products	50101010	Construction
50101020	Building Roof/Wallboard and Plumbing	50101030	Cement
50101035	Building Materials: Other	50202010	Electrical Components
50203015	Plastics	50203030	Containers & Packaging
50204000	Machinery: Industrial	50204020	Machinery: Construction & Handling
50205010	Industrial Suppliers	50205020	Back Office Support HR & Consulting
50205030	Forms & Bulk Printing Services	50206015	Commercial Vehicles & Parts
50206030	Marine Transportation	50206060	Transportation Services
55101000	Diversified Materials	55101020	Textile Products
55102000	General Mining	55102010	Iron & Steel
55102015	Metal Fabricating	55102035	Aluminum
60101020	Oil Refining and Marketing	65101010	Alternative Electricity
65101015	Conventional Electricity	65102000	Multi-Utilities
65102030	Water		



**ATHEX**  
Athens Stock Exchange

Λεωφ. Αθηνών 110 104 42 Αθήνα  
110, Athinon Ave. GR 104 42 Athens  
tel. (+30)210-33.66.800, fax (+30)210-33.66.101  
[www.athexgroup.gr](http://www.athexgroup.gr)