

24

Ημερήσιο Δελτίο
Συναλλακτικής Δραστηριότητας

Daily Official List
of Trading Activity

Monday, 19 February, 2024
Year: 145 Trading Day No: 35



ATHEXGROUP
Athens Exchange Group

Disclaimer:

Hellenic Exchanges-Athens Stock Exchange S.A endeavours to ensure that the data and other material ("Information") presented on the Daily Official List are accurate and complete, but it is not liable for any errors or omissions of data or /and for the accuracy, credibility, updating and completeness of the aforesaid information nor it has any liability arising directly or indirectly from the use of the above Information.

The Company is not liable for the accuracy of the data included in listed companies' announcements. Only the sender of such an announcement is fully and solely liable for any infringement of third party's rights from the content of such announcement. All contents of the Daily Official List are provided only for information purposes and do not constitute investment advice or solicitation to invest in securities or other products listed for trading on the Exchange.

You acknowledge and agree that the Company is the owner of any property rights related to any Information appearing on the Daily Official List including intellectual property rights copyright, trademarks, etc.

The above data are a property of the Hellenic Exchanges-Athens Exchange and are copyright protected. Users are forbidden to reproduce, modify, copy, sale, transmit or redistribute, by all reproduction means and methods, part or the whole of the above data, without reference to their source.

The commercial exploitation of these data is, also, forbidden by third parties. Hellenic Exchanges-Athens Exchange does not carry any responsibility, direct or indirect, derived from usage or accidental alteration of the above data when used by third parties.

Hellenic Exchanges – Athens Stock Exchange S.A.

110 Athinon Ave., 10442 Athens, Tel: (210) 33.66.800, Fax: (210) 32.13.938

www.athexgroup.gr

Thessalonica Stock Exchange Center (T.S.E.C)

16-18 Katouni Str., Thessalonica 546 25 Tel: (2310) 567.667, Fax: (2310) 530.545

Athex Members Guarantee Fund

14-16 Fidiou Str., Athens 106 78, Tel: (210) 33.04.682, Fax: (210) 33.04.155

Hellenic Republic Capital Market Commission

1 Kolokotroni Str. & 1 Stadiou Str., Athens 10562 Tel: (210) 33.77.100 Fax: (210) 33.77.173

Table of Contents

Section 1: Statistical Figures of Securities, Derivatives and Lending

Summary of Markets

Athex Indices

Analytic Figures for Athex Market's Boards and Categories

Trading Details by Athex Sectors and Financial Instruments (ETFs)

Top 10 best & worst performing Shares

Derivatives Summary

Section 2: Analytic Figures of Shares Transactions

Analytic Figures of Shares Transactions

Shares' Notes

Section 3: Figures of Securities Transactions

Securities Blocks Details

Shares Rights Details

Stock Borrowing

Forced Sales Details

Forced Sales Registered Shares

Exchange Traded Funds (ETFs) Characteristics

Section 5: Bonds traded in Fixed Income Assets Market

Convertible Corporate Bonds - Regulated Market

Non Convertible Corporate Bonds - Regulated Market

Government Bonds

Treasury Bills & Zero Coupon Government Bonds

Government Bonds Traded with the Open Outcry Method

State Banks Bonds

Section 6: Additional Infos

Athex & ATHEXClear Members List

List of Stocks under Market Making operations

Section 7: Derivatives Market Analytic Figures

Index Futures

Stock Futures

Index Options

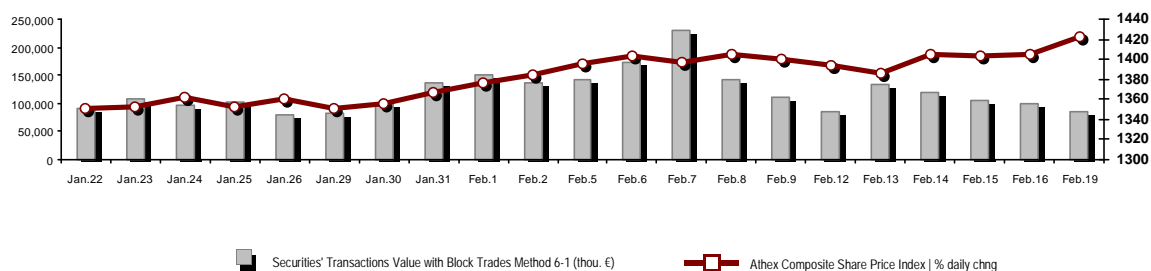
Stock Options

Stock Lending Analytic Figures

Appendix A: Sectors codification for listed companies

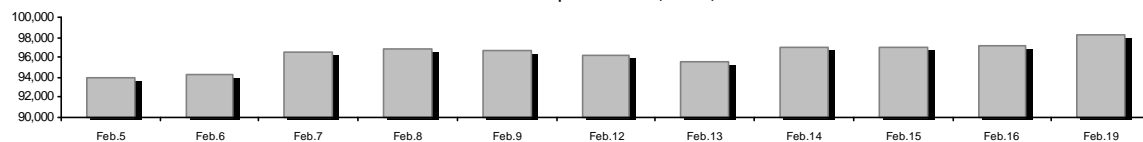
Summary of Markets

Athex Composite Share Price Index vs Shares and Derivatives Transactions Value

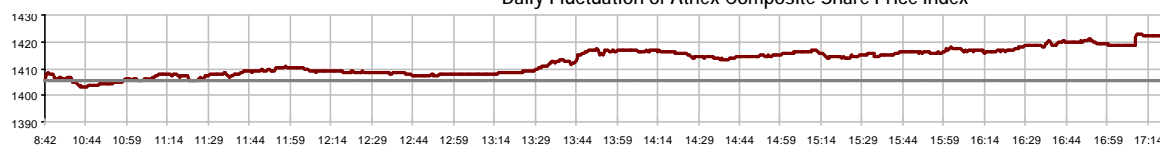


Athex Capitalisation (mill. €) **:	98,189.51		Derivatives Total Open Interest	491,229
Daily change: mill. € %	1,012.81	1.04%	in Index Futures % daily chng	6,472 -10.51%
Yearly Avg Capitalisation: mill. € % chng prev year Avg	92,513.68	15.09%	in Stock Futures % daily chng	483,889 -0.28%
Athex Composite Share Price Index % daily chng	1,422.41	1.22%	in Index Options % daily chng	469 -67.83%
Athex Composite Share Price Index Capitalisation (mill. €)	89,619.00		in Stock Options % daily chng	399 -48.58%
Daily change (mill. €)	1,024.68			
Securities' Transactions Value with Block Trades Method 6-1 (t)	86,403.74		Derivatives Contracts Volume:	19,821
Daily change: %	-13,132.35	-13.19%	Daily change: pieces %	-14,539 -42.31%
YtD Avg Trans. Value: thou. € % chng prev year Avg	110,669.13	1.00%	YtD Avg Derivatives Contracts % chng prev year Avg	25,868 -41.16%
Blocks Transactions Value of Method 6-1 (thou. €)	8,570.15		Derivatives Trades Number:	1,930
Blocks Transactions Value of Method 6-2 & 6-3 (thou. €)	0.58		Daily change: number %	-551 -22.21%
Bonds Transactions Value (thou.€)	1,011.00		YtD Avg Trades number % chng prev year Avg	1,920 -17.64%
Securities' Transactions Volume with Block Trades Method 6-1 (tho)	20,460.50		Lending Total Open Interest	123,429
Daily change: thou. pieces %	-753.03	-3.55%	Daily change: pieces %	-352,964 -74.09%
YtD Avg Volume: % chng prev year Avg	25,671.26	-23.64%	Lending Volume (Multilateral/Bilateral)	6,000
Blocks Transactions Volume of Method 6-1 (thou. Pieces)	2,959.01		Daily change: pieces %	5,300
Blocks Transactions Volume of Method 6-2 & 6-3 (thou. Pieces)	0.24		Multilateral Lending	2,000
Bonds Transactions Volume	1,038,000		Bilateral Lending	4,000
Securities' Trades Number with Block Trades Method 6-1	34,819		Lending Trades Number:	3
Daily change: number %	-5,173	-12.94%	Daily change: %	2
YtD Avg Trades number % chng prev year Avg	39,448	8.90%	Multilateral Lending Trades Number	2
Number of Blocks Method 6-1	12		Bilateral Lending Trades Number	1
Number of Blocks Method 6-2 & 6-3	1			
Number of Bonds Transactions	202			

Athex Capitalisation (mill. €) **



Daily Fluctuation of Athex Composite Share Price Index



Athex Composite Share Price Index at 16/02/2024

Daily Fluctuation of Athex Composite Share Price Index at 19/02/2024

Athex Indices

Index name	19/02/2024	16/02/2024	pts.	%	Min	Max	Year min	Year max	Year change
Athex Composite Share Price Index	1,422.41 #	1,405.32	17.09	1.22%	1,403.23	1,422.85	1,293.14	1,422.85	10.00% #
Athex Composite Index Total Return Index	2,593.56 #	2,562.39	31.17	1.22%	2,558.57	2,594.35	2,355.44	2,594.35	10.11% #
Athex ESG Index	1,628.90 #	1,607.01	21.89	1.36%	1,603.88	1,629.29	1,471.77	1,629.29	10.68% #
ATHEX Alternative Market Price Index	13,041.12 €	13,275.77	-234.65	-1.77%	12,989.09	13,275.77	9,352.11	13,974.15	39.45% #
FTSE/Athex Large Cap	3,462.47 #	3,414.72	47.75	1.40%	3,407.76	3,463.26	3,122.79	3,463.26	10.88% #
FTSE/Athex Mid Cap Index	2,437.47 #	2,403.57	33.90	1.41%	2,400.65	2,437.47	2,212.15	2,437.47	8.29% #
FTSE/ATHEX High Dividend Yield Index	4,144.53 #	4,080.26	64.27	1.58%	4,077.64	4,150.93	3,752.57	4,150.93	9.89% #
FTSE/Athex Market Index	826.49 #	815.60	10.89	1.34%	814.18	826.70	746.82	826.70	10.67% #
FTSE/Athex Banks	1,240.55 #	1,226.08	14.47	1.18%	1,219.25	1,240.55	1,057.67	1,251.92	16.85% #
FTSE/ATHEX TECHNOLOGY & TELECOMMUNICAT	5,463.32 #	5,301.27	162.05	3.06%	5,301.27	5,463.77	4,915.95	5,463.77	7.71% #
FTSE/ATHEX FINANCIAL SERVICES	5,846.24 #	5,778.47	67.77	1.17%	5,746.67	5,846.24	4,996.31	5,899.65	16.59% #
FTSE/ATHEX REAL ESTATE	4,970.91 #	4,961.68	9.23	0.19%	4,939.55	4,978.86	4,900.02	5,120.52	0.21% #
FTSE/ATHEX CONSUMER DISCRETIONARY	5,457.80 #	5,348.96	108.84	2.03%	5,347.87	5,459.61	4,993.33	5,509.05	8.81% #
FTSE/ATHEX CONSUMER STAPLES	5,580.64 #	5,550.53	30.11	0.54%	5,513.58	5,607.95	5,069.68	5,607.95	9.67% #
FTSE/ATHEX INDUSTRIALS	5,594.10 #	5,571.17	22.93	0.41%	5,556.80	5,615.25	5,044.08	5,672.55	10.09% #
FTSE/ATHEX BASIC MATERIALS	5,598.34 #	5,588.83	9.51	0.17%	5,533.71	5,610.45	4,869.63	5,876.05	14.96% #
FTSE/ATHEX ENERGY & UTILITIES	5,277.90 #	5,198.97	78.93	1.52%	5,193.02	5,277.90	4,987.63	5,361.67	5.82% #
Athex All Share Index	329.13 #	325.74	3.39	1.04%	329.13	329.13	304.60	329.13	8.98% #
Hellenic Mid & Small Cap Index	2,068.06 #	2,046.15	21.91	1.07%	2,045.71	2,068.06	1,929.00	2,079.37	7.21% #
FTSE/Athex Large Cap Total Return	5,733.06 #	5,654.00	79.06	1.40%			5,201.70	5,733.06	10.95% #
FTSE/Athex Mid Cap Total Return	3,282.59 #	3,236.94	45.65	1.41%			3,005.84	3,282.59	8.29% #
MSCI GREECE REBASED	5,587.77 #	5,494.17	93.60	1.70%	5,476.70	5,587.77	4,984.69	5,587.77	12.10% #
Hellenic Corporate Bond Index	130.22 €	130.24	-0.01	-0.01%			129.54	130.36	0.45% #
Hellenic Corporate Bond Price Index	90.75 €	90.77	-0.02	-0.02%			90.52	90.97	0.11% #

Note 1: FTSE/Med 100, Hellenic Corporate Bond Price Index and Hellenic Corporate Bond Index closing prices refer to the previous trading day of 15/02/2024.

Note 2: The Hellenic Mid & Small Cap Index is a Customized index calculated by the Athens Exchange.

Analytic Figures for Athex Market's Boards and Categories

	Total Traded Securities	Main Market	Surveillance	Exchange Traded Funds (ETFs)
Totals	128	118	9	1
Gain / Lose / Same:	61 / 48 / 19	54 / 46 / 18	6 / 2 / 1	1 / 0 / 0
Athex Capitalisation (mill. €) **	98,189.51	98,086.60	102.91	
Daily Average Trans/ons Value(thou.€)	110,669.13	110,383.35	68.41	281.58
Transactions Value	86,404.32	86,181.68	80.35	142.28
Main Board:	77,833.59	77,610.95	80.35	142.28
Blocks Board 6_2_3:	8,570.73	8,570.73	0.00	0.00
Forced Sales Board:	0.00	0.00	0.00	0.00
Special Terms Board:	0.00	0.00	0.00	0.00
Daily Average Transactions Volume	25,671,262	25,351,926	331,755	8,430
Transactions Volume	20,460,743	20,194,278	262,364	4,101
Main Board:	17,501,488	17,235,023	262,364	4,101
Blocks Board 6_2_3:	2,959,255	2,959,255	0	0
Forced Sales Board:	0	0	0	0
Special Terms Board:	0	0	0	0
Daily Average Number of Trades	39,448	39,279	95	75
Number of Trades	34,820	34,643	114	63
Main Board:	34,807	34,630	114	63
Blocks Board 6_2_3:	13	13	0	0
Forced Sales Board:	0	0	0	0
Special Terms Board:	0	0	0	0

Trading Details by Athex Sectors and Financial Instruments (ETFs)

Code	Sectors	Gain / Lose / Same	Number of Trades	Transactions Volume	Transactions Value	% of Total Trans. Value
3010	- Banks	5 / 2 / 0	6,690	9,025,477	25,209,507.94	29.18%
5510	- Basic Resources	6 / 4 / 7	1,024	313,809	1,112,639.85	1.29%
5010	- Construction & Materials	6 / 9 / 0	4,242	2,053,270	7,794,698.03	9.02%
4020	- Consumer Products & Services	5 / 1 / 0	394	170,473	231,585.34	0.27%
6010	- Energy	3 / 1 / 0	2,507	744,815	7,543,928.25	8.73%
12000	- Financial Instruments	1 / 0 / 0	63	4,101	142,284.73	0.16%
3020	- Financial Services	2 / 2 / 1	527	107,683	602,406.49	0.70%
4510	- Food Beverage & Tobacco	3 / 3 / 1	281	44,429	684,400.59	0.79%
2010	- Health Care	2 / 1 / 0	162	114,413	118,362.22	0.14%
5020	- Industrial Goods & Services	4 / 9 / 3	3,089	1,150,033	8,404,799.48	9.73%
3030	- Insurance	0 / 1 / 0	42	4,710	23,421.35	0.03%
4030	- Media	0 / 1 / 0	16	6,300	3,111.10	0.00%
4520	- Personal Care, Drug & Grocery Stores	1 / 1 / 0	249	22,210	181,624.96	0.21%
3510	- Real Estate	3 / 7 / 3	1,176	377,550	1,202,626.81	1.39%
4040	- Retail	2 / 3 / 2	1,354	139,792	2,548,485.25	2.95%
1010	- Technology	8 / 0 / 2	3,213	1,174,942	4,234,267.80	4.90%
1510	- Telecommunications	2 / 0 / 0	2,332	558,955	7,655,022.50	8.86%
4050	- Travel & Leisure	4 / 1 / 0	2,789	3,515,655	7,819,336.73	9.05%
6510	- Utilities	4 / 2 / 0	4,670	932,126	10,891,807.17	12.61%

Top 10 best & worst performing Shares

Main Market

With positive Price change			With negative Price change		
	Closing price	change		Closing price	change
KLOUKINAS - LAPPAS SA (CR)	1.74	11.54% #	IKTINOS HELLAS SA (CR)	0.542	-3.56% €
KEKROPS SA (CR)	1.685	6.65% #	P.P.A. S.A. (CR)	24.9	-3.11% €
QUALITY & RELIABILITY SA (CR)	0.936	5.17% #	BANK OF GREECE (CR)	13.75	-2.48% €
MEVACO SA (CR)	4.06	4.64% #	MIG (CR)	4.35	-1.81% €
INTRACOM HOLDINGS (CR)	4.315	4.35% #	BIOKARPET S.A.(CR)	2.74	-1.79% €
SPACE HELLAS SA (CR)	7.72	4.04% #	INTERWOOD-XYLEMPORIA (CR)	0.377	-1.57% €
JUMBO SA (CR)	27.74	3.97% #	ATHENS INTL AIRPORT (CR)	8.606	-1.25% €
ELLAKTOR (CR)	2.77	3.75% #	DOMIKI KRITIS SA (CR)	4.28	-1.15% €
ENTERSOFT (CR)	6.76	3.68% #	ALUMIL (CR)	2.83	-1.05% €
KRI-KRI S.A. (CR)	10.25	3.53% #	MOTODYNAMICS S.A. (CR)	2.95	-1.01% €
With the highest Transactions Value			With the highest Transactions Volume		
	Value (thou. €)	change		Volume	change
PIRAEUS FINANCIAL HOLD (CR)	8,664.05	0.71% #	ALPHA SERVICES HOLD (CR)	3,585,857	2.02% #
OTE (CR)	7,596.47	3.49% #	INTRALOT (CR)	3,228,232	0.82% #
ATHENS INTL AIRPORT (CR)	6,896.38	-1.25% €	EUROBANK HOLDINGS (CR)	2,460,193	1.05% #
ALPHA SERVICES HOLD (CR)	6,066.76	2.02% #	PIRAEUS FINANCIAL HOLD (CR)	2,192,969	0.71% #
HELLENIQ ENERGY (CR)	5,223.24	0.76% #	INTRAKAT (CR)	991,372	1.96% #
NATIONAL BANK (CR)	5,131.97	0.98% #	ATHENS INTL AIRPORT (CR)	798,430	-1.25% €
INTRAKAT (CR)	4,792.86	1.96% #	NATIONAL BANK (CR)	714,750	0.98% #
EUROBANK HOLDINGS (CR)	4,691.48	1.05% #	HELLENIQ ENERGY (CR)	651,453	0.76% #
MYTILINEOS (CR)	4,630.82	1.08% #	OTE (CR)	551,437	3.49% #
INTRALOT (CR)	3,965.65	0.82% #	QUALITY & RELIABILITY SA (CR)	411,368	5.17% #

Note: Stocks that are not included in the "Under Supervision" category, and the transactions value is more than 10,000 €.

Derivatives Summary

	Number of Trades	Volume	Open Interest
Index Futures	260	876	6,472
FTSE/Athex Banks	1	5	1,530
FTSE/Athex Large Cap	259	871	4,590
MSCI GREECE REBASED	0	0	352
Stock Futures	1,649	18,845	483,889
ADMIE (IPTO) HOLDING S.A. (CR)	83	916	33,034
AEGEAN AIRLINES (CR)	40	182	6,490
ALPHA SERVICES HOLD (CR)	150	5,972	175,241
AUTOHELLAS SA (CR)	0	0	253
AVAX S.A. (CR)	10	54	1,437
CC HBC AG (CR)	13	48	150
CENERGY HOLDINGS (CB)	10	77	5,247
ELLAKTOR (CR)	80	336	4,519
ELVALHALCOR (CR)	61	225	5,599
EUROBANK HOLDINGS (CR)	26	780	28,511
EYDAP S.A. (CR)	14	52	4,151
FOURLIS (CR)	1	5	1,532
GEK TERNA (CR)	11	61	12,309
HELLENIC EXCHANGES-A.S.E. (CR)	30	157	10,191
HELLENIQ ENERGY (CR)	156	967	6,617
INTRACOM HOLDINGS (CR)	199	1,302	9,594
INTRAKAT (CR)	64	552	3,845
JUMBO SA (CR)	5	17	655
LAMDA DEVELOPMENT SA (CR)	13	35	6,762
MIG (CR)	0	0	106
MOTOR OIL (CR)	31	139	485
MYTILINEOS (CR)	41	113	4,333
NATIONAL BANK (CR)	36	159	16,083
OPAP (CR)	5	30	962
OPTIMA BANK (CR)	0	0	86
OTE (CR)	215	1,198	9,637
P.P.A. S.A. (CR)	0	0	108
PIRAEUS FINANCIAL HOLD (CR)	125	4,250	80,407
PPC (CR)	88	550	29,941
QUEST HOLDINGS (CR)	0	0	224
TERNA ENERGY (CR)	105	519	19,903
TITAN CEMENT (CB)	1	1	218
VIOHALCO SA/NV (CB)	36	148	5,259
Index Options	18	92	469
FTSE/Athex Large Cap	18	92	469
Stock Options	3	8	399
ALPHA SERVICES HOLD (CR)	0	0	0
NATIONAL BANK (CR)	0	0	277
OPAP (CR)	1	2	0
OTE (CR)	0	0	45
PIRAEUS FINANCIAL HOLD (CR)	0	0	30
PPC (CR)	2	6	47
Total Derivatives Traded	1,930	19,821	491,229

Daily Official List

Year: 145 Trading Day No: 35

Section 2: Analytic Figures of Shares Transactions

Monday, 19 February, 2024

Number of Outstanding Securities	Nominal Value	Dividends [1] 2021 2022 2023	Date of Last Dividend [2]	Coupon Right	Note	Shares	Closing price	% change	Previous closing price/date	Open price	Price min	Price max	Last price	Avg price	Last Bid [7]	Last Ask [7]	P/E after tax	Year	Volume	Trades	Transactions Value[8]	Company Mkt Value (thou. €)	Year low	Year high	Sector[4]
13,126,020	0.660	0.1163 0.1158	26/07/2023	04/09/2020		AS COMPANY SA (CR)	2.57	1.58 P	2.53 16/02/2024	2.54	2.51	2.58	2.57	2.542	250@2.54	1491@2.58			5,904	42	15,005.20	33,733.87	2.32	2.58	40401030
3,114,144	0.360	0.3427 0.2304	29/05/2023	02/06/2020		ALPHA TRUST HOLDINGS (CR)	6.75	0.75 P	6.7 16/02/2024	6.75	6.75	6.75	6.75	6.75	70@6.70	100@6.80			875	20	5,906.25	21,020.47	5.9	7	30202010
243,164,193	0.300		30/12/2021	05/12/2023		ATTICA HOLDINGS (CR)	2.38	0.42 P	2.37 16/02/2024	2.37	2.32	2.39	2.38	2.363	5942@2.36	4987@2.39			33,472	60	79,079.92	578,730.78	1.86	2.39	40501015
155,154,947	0.040		01/07/2008	21/02/2020		AVE (CR)	0.495	-3.32 E	0.512 16/02/2024	0.512	0.489	0.512	0.495	0.494	299@0.491	5000@0.500			6,300	16	3,111.10	76,801.70	0.428	0.542	40301010
35,764,593	2.10	0.075 0.1046	02/05/2023	25/11/2019		BRIQ PROPERTIES (CR)	1.95		1.95 16/02/2024	1.945	1.94	1.97	1.95	1.955	50@1.95	1000@1.96			38,575	56	75,425.50	69,740.96	1.865	1.985	35102030
101,123,806	0.360		22/07/2010	28/06/2011		CENTRIC HOLDINGS (CR)	0.376	1.35 P	0.371 16/02/2024	0.377	0.368	0.379	0.376	0.375	1000@0.368	6000@0.376			51,034	61	19,128.55	38,022.55	0.368	0.417	40203040
784,500	10.00	0.3	02/05/2023	31/07/2018		CNL CAPITAL (CR)	7.8	-0.64 E	7.85 16/02/2024	7.8	7.8	7.85	7.85	7.816	9@7.80	100@7.85	-(-6)-	2022	200	5	1,563.25	6,119.10	7.55	9	30202010
10,482,600	0.300		06/10/2005	13/02/2002		CPI SA (CR)	0.658	0.92 P	0.652 16/02/2024	0.656	0.642	0.664	0.658	0.651	100@0.644	191@0.658			4,600	20	2,994.56	6,897.55	0.606	0.73	10102030
18,680,300	0.050		06/07/2022			DIMAND (CR)	10	0.20 P	9.98 16/02/2024	10.05	9.94	10.05	10	10.008	350@9.88	494@10.00			8,651	65	86,578.75	186,803.00	9.8	10.95	35101010
54,200,000	0.075	0.035 0.074	18/07/2023	23/11/2021		EPSILON NET (CR)	10.12	1.81 P	9.94 16/02/2024	10.02	9.9	10.12	10.12	10.019	19651@10.00	518@10.12			5,887	54	58,982.63	548,504.00	8.8	10.12	10101015
52,131,944	1.00	0.1102 0.11	29/06/2023	23/07/2019		FOURLIS (CR)	4.19	-0.12 E	4.195 16/02/2024	4.17	4.135	4.195	4.19	4.182	5000@4.18	143@4.19			39,395	137	164,767.19	218,432.85	3.94	4.37	40401010
48,003,921	0.400		30/08/1993	26/06/2023		IDEAL HOLDINGS (CR)	6.69	2.77 P	6.51 16/02/2024	6.51	6.49	6.78	6.69	6.592	1000@6.57	1229@6.69			151,833	567	1,000,820.90	321,146.23	6.18	6.78	10102030
167,868,482	0.300		20/08/2007	28/11/2022		LAVIPHARM SA (CR)	0.89	0.45 P	0.886 16/02/2024	0.898	0.872	0.9	0.89	0.889	300@0.884	15822@0.890			106,077	101	94,273.38	149,402.95	0.76	0.934	20103015
4,740,000	0.860		14/03/2003			LOGISMOS S.A. (CR)	1.21		1.21 16/02/2024						90@1.18	63@1.27	-(-6)-	2022				5,735.40	1.13	1.26	10101015
17,120,280	0.940	0.06	27/06/2022	26/06/2023		LOULIS FOOD (CR)	2.94	1.03 P	2.91 16/02/2024	2.91	2.87	2.96	2.94	2.901	550@2.90	188@2.94			2,446	29	7,096.00	50,333.62	2.73	3.09	45102020
4,419,616	1.58	0.1531	10/07/2023	04/03/2015		MEDICON S.A (CR)	3.18	0.63 P	3.16 16/02/2024	3.18	3.09	3.18	3.18	3.16	100@3.12	965@3.17			6,676	33	21,098.35	14,054.38	3.07	3.49	20102010
468,700	3.42	4.06	22/12/2023	21/05/2004		MERMEREN KOMB. A.D. PR. (GDR)	46		46 16/02/2024						8@45.00	200@47.00	1.54	2022				21,560.20	43.2	49.6	55102000
31,317,025	0.400		26/04/2007	10/05/2023		MIG (CR)	4.35	-1.81 E	4.43 16/02/2024	4.33	4.28	4.425	4.35	4.306	500@4.29	887@4.35			5,374	88	23,139.45	136,229.06	4.28	4.9	30202000
138,218,440	0.870		11/12/2023			ORILINA PROPERTIES REIC (CR)	0.909	-0.98 E	0.918 16/02/2024	0.919	0.905	0.92	0.91	0.914	2200@0.904	2000@0.910			27,673	102	25,286.05	125,640.56	0.905	0.9628	35102000
87,127,162	0.500		08/06/2023	28/07/2021		PREMIA (CR)	1.16	-0.86 E	1.17 16/02/2024	1.17	1.158	1.17	1.16	1.161	550@1.16	917@1.17			61,659	104	71,582.20	101,067.51	1.148	1.21	35102000
24,586,446	0.230	0.04	03/07/2023	08/06/2022		PROFILE SA (CR)	4.09	2.00 P	4.01 16/02/2024	4.01	3.99	4.09	4.09	4.048	700@4.04	3021@4.09			88,729	274	359,161.87	100,558.56	3.96	4.34	10101010
27,345,120	0.280		18/07/2005	26/02/2014		QUALITY & RELIABILITY SA (CR)	0.936	5.17 P	0.89 16/02/2024	0.9	0.89	0.964	0.936	0.941	1100@0.930	1500@0.938			411,368	435	387,068.02	25,595.03	0.6	0.992	10101010
6,456,530	1.08	0.12 0.1314	17/07/2023	02/08/2010		SPACE HELLAS SA (CR)	7.72	4.04 P	7.42 16/02/2024	7.34	7.34	7.9	7.72	7.788	300@7.66	96@7.70			7,518	78	58,548.90	49,844.41	7.1	8.48	15101010
17,190,046	0.300		16/11/1992	04/12/2023		UNIBIOS (CR)	1.27	-0.78 E	1.28 16/02/2024	1.29	1.25	1.29	1.27	1.272	1166@1.27	80@1.28			13,703	43	17,430.53	21,831.36	1.115	1.45	50204000
13,000,000	0.650		01/08/2007	07/04/2000	5093	AKRITAS SA (CR)	1.04	-8.77 E	1.14 16/02/2024	1.04	1.04	1.1	1.04	1.041	160@1.04	22@1.07			1,130	8	1,176.60	13,520.00	0.78	1.33	50101035
32,413,681	0.370		15/07/2009	11/05/2000		ALUMIL (CR)	2.83	-1.05 E	2.86 16/02/2024	2.86	2.8	2.87	2.83	2.83	300@2.81	190@2.83			11,643	52	32,947.88	91,730.72	2.68	3.18	55102035
3,576,883	3.44	0.5109	30/10/2023	19/07/2022		ANDROMEDA SA (CR)	6.86		6.86 16/02/2024	6.86	6.84	6.86	6.86	6.84	50@6.80	263@6.86		2022	2,197	31	15,028.22	24,537.42	6.42	6.96	30204000
18,810,000	0.400		08/07/2010	14/11/2007		VARVERIS - MODA BAGNO SA (CR)	2.5	-3.10 E	2.58 16/02/2024	2.48	2.44	2.52	2.52	2.461	649@2.44	90@2.52			1,045	7	2,572.00	47,025.00	1.9	2.98	40401025
23,986,500	1.04		26/06/2009	28/08/2023		BIOKARPET S.A.(CR)	2.74	-1.79 E	2.79 16/02/2024	2.73	2.7	2.77	2.74	2.739	710@2.72	100@2.77			8,612	51	23,590.13	65,723.01	2.66	3.13	50101035
24,060,000	0.300	0.055 0.075	25/04/2023	01/07/2019		GEN. COMMERCIAL & IND.SA (CR)	1.78	-0.56 E	1.79 16/02/2024	1.77	1.72	1.79	1.79	1.778	190@1.75	1000@1.80	11.01	2022	4,805	9	8,544.60	42,826.80	1.72	1.95	50205010
15,878,748	0.480		10/07/2006	22/03/2004		DOMIKI KRITIS SA (CR)	4.28	-1.15 E	4.33 16/02/2024	4.33	4.16	4.4	4.28	4.219	150@4.14	480@4.28			14,668	91	61,890.38	67,961.04	3.07	4.7	50101010
34,720,000	0.310		16/06/2010	01/08/2007		DROMEAS SA (CR)	0.36	-1.10 E	0.364 16/02/2024	0.377	0.356	0.38	0.36	0.363	3000@0.356	1016@0.360			18,334	50	6,650.31	12,499.20	0.333	0.396	40202015
13,673,200	0.420		18/07/2008	26/07/2001		EVROFARMA SA (CR)	1.37	-0.72 E	1.38 16/02/2024	1.32	1.31	1.39	1.37	1.347	72@1.34	270@1.37			5,499	25	7,405.37	18,732.28	1.2	1.54	45102020
18,410,839	1.00	0.262 0.202	23/08/2023	10/09/2010		ELASTRON (CR)	2.68		2.68 16/02/2024	2.68	2.62	2.74	2.68	2.657	100@2.65	618@2.68			6,210	48	16,502.86	49,341.05	2.45	2.84	55102010
3,307,500	0.210	0.4	13/10/2023	30/11/2022		ELVE SA (CR)	5.1		5.1 16/02/2024						40@4.94	25@5.10	20.10	2022				16,868.25	4.7	5.4	40204020
23,828,130	0.500	0.0737	18/07/2022	17/02/2009		ELINOIL S.A. (CR)	2.36	1.72 P	2.32 16/02/2024	2.33	2.3	2.38	2.36	2.34	90@2.31	120@2.36			3,487	52	8,158.87	56,234.39	2.25	2.55	60101020
19,864,886	5.60	0.672 0.672	20/04/2023	02/07/2008		BANK OF GREECE (CR)	13.75	-2.48 E	14.1 16/02/2024	14.1	13.7	14.3	13.75	13.822	265@13.75	33@14.00			17,300	160	239,122.60	273,142.18	13.6	14.9	30101010

Daily Official List

Year: 145 Trading Day No: 35

Section 2: Analytic Figures of Shares Transactions

Monday, 19 February, 2024

Number of Outstanding Securities	Nominal Value	Dividends [1]			Date of Last Coupon		Note	Shares	Closing price	% change	Previous closing price/date	Open price	Price min	Price max	Last price	Avg price	Last Bid [7]	Last Ask [7]	P/E after tax	Year	Volume	Trades	Transactions Value[8]	Company Mkt Value (thou. €)	Year low	Year high	Sector[4]	
		2021	2022	2023	Dividend [2]	Right																						
10,500,000	0.950	---	---	---	24/06/2008	21/07/2023	---	MEVACO SA (CR)	4.06	4.64 P	3.88	16/02/2024	3.96	3.9	4.18	4.06	4.056	195@4.06	855@4.10	13.46	2022	15,927	95	64,599.92	42,630.00	3.62	4.18	55102015
57,434,884	1.17	---	---	---	05/06/2008	12/06/2009	---	REDS S.A. (CR)	2.31	-1.70 €	2.35	16/02/2024	2.31	2.3	2.32	2.3	2.311	373@2.30	100@2.44	---	---	901	5	2,082.65	132,674.58	2.26	2.5	35101010
205,177,538	0.500	0.02	0.03	---	23/06/2023	28/12/2023	---	TRASTOR REAL EST. INV. CO.(CR)	1.14	-0.87 €	1.15	16/02/2024	1.14	1.14	1.17	1.14	1.14	3@1.17	77@1.17	---	---	1,027	7	1,170.87	233,902.39	1.13	1.42	35102000
15,300,000	0.300	---	---	---	30/07/2009	13/12/1999	---	ATTICA PUBLICATIONS SA (CR)	0.318	---	0.318	16/02/2024	---	---	---	---	620@0.308	135@0.330	---	---	---	---	---	---	4,865.40	0.292	0.346	40301030
6,325,000	0.600	0.19	0.153	---	03/07/2023	17/02/2014	---	VOYATZOGLOU (CR)	2.3	---	2.3	16/02/2024	2.36	2.3	2.36	2.3	2.332	35@2.30	355@2.38	---	---	470	5	1,096.00	14,547.50	2.26	2.7	50205010
15,000,000	0.300	---	---	---	06/07/2007	18/07/2000	---	DAIOS PLASTICS SA (CR)	3.8	---	3.8	16/02/2024	---	---	---	---	---	---	---	---	---	---	---	---	57,000.00	3.18	3.8	50203015
86,735,980	0.310	---	---	---	06/07/2009	07/09/2023	---	ATHENS MEDICAL CENTER SA (CR)	1.8	-1.10 €	1.82	16/02/2024	1.77	1.77	1.835	1.8	1.802	57@1.80	130@1.83	---	---	1,660	28	2,990.49	156,124.76	1.75	2.03	20101025
2,760,000	11.83	11	11.8	---	14/06/2023	16/07/1990	---	KARELIA (CR)	336	-2.33 €	344	16/02/2024	336	336	336	336	336	13@336.00	6@342.00	---	---	10	3	3,360.00	927,360.00	330	350	45103010
6,700,000	0.800	0.047	0.047	---	23/08/2023	29/05/2014	---	MILLS KEPENOS (CR)	2.02	---	2.02	16/02/2024	---	---	---	---	980@2.00	81@2.06	14.92	2022	---	---	---	---	13,534.00	1.96	2.26	45102020
18,017,472	0.360	---	---	---	09/09/2022	28/08/2017	---	KTIMA KOSTAS LAZARIDIS SA (CR)	1.74	---	1.74	16/02/2024	1.69	1.69	1.69	1.69	1.69	497@1.69	10@1.74	---	---	3	1	5.07	31,350.40	1.69	1.88	45101015
21,364,000	1.12	---	0.4	---	21/08/2023	08/03/2023	---	LAMPASA HOTEL SA (CR)	29.2	---	29.2	16/02/2024	---	---	---	---	100@29.00	190@29.20	---	---	---	---	---	---	623,828.80	29	32.4	40501025
32,188,050	1.04	---	---	---	21/07/2008	20/01/2000	---	MOUZAKIS (CR)	0.82	-6.82 €	0.88	16/02/2024	0.82	0.82	0.82	0.82	0.82	1000@0.805	1999@0.930	---	---	2,000	2	1,640.00	26,394.20	0.67	0.92	55101020
8,321,682	0.670	---	---	---	17/08/2007	23/11/1999	---	N. LEVENTERIS (CR)	0.3	-8.54 €	0.328	16/02/2024	0.32	0.3	0.32	0.3	0.3	1400@0.304	310@0.320	---	2022	8,600	4	2,582.00	3,187.87	0.27	0.364	55102010
6,340,000	0.600	0.17	0.1	0.2	11/12/2023	11/01/2024	---	NAKAS MUSIC	2.8	---	2.8	16/02/2024	2.82	2.82	2.82	2.82	2.82	1145@2.82	90@2.98	---	---	10	1	28.20	17,752.00	2.54	3.16	40401030
10,080,000	3.00	1.5	1.45	---	11/05/2023	27/08/2001	---	TPA SA (CR)	21.8	-0.91 €	22	16/02/2024	21.9	21.6	21.9	21.8	21.805	348@21.70	60@21.90	---	---	950	14	20,715.00	219,744.00	21.3	23.5	50206060
27,379,200	0.980	---	0.45	---	01/08/2023	29/08/2022	---	CRETE PLASTICS SA (CR)	15.5	---	15.5	16/02/2024	---	---	---	---	300@15.20	250@15.70	---	---	---	---	---	---	424,377.60	14.6	16.4	50203015
255,494,534	2.71	0.279	0.255	0.11	11/12/2023	30/09/2021	---	PRODEA (CR)	7.35	---	7.35	16/02/2024	7.35	7.35	7.35	7.35	7.35	100@7.25	74@7.40	---	---	59	1	433.65	1,877,884.82	7	7.95	35102000
4,181,450	0.500	---	---	---	21/08/2000	05/03/2002	---	FLOUR MILLS SARANTOPOULOS SA	1.07	---	1.07	16/02/2024	---	---	---	---	400@0.970	30@1.06	---	---	---	---	---	---	4,474.15	0.965	1.07	45102020

Exchange Traded Funds (ETFs)

924,675	---	---	---	15/06/2016	---	ALPHA ETF FTSE Athex Large Cap	34.805	1.07 P	34.435	16/02/2024	35.15	34.445	35.15	34.805	34.695	1@34.70	300@35.40	---	---	4,101	63	142,284.73	---	31.58	38	12003
---------	-----	-----	-----	------------	-----	--------------------------------	--------	--------	--------	------------	-------	--------	-------	--------	--------	---------	-----------	-----	-----	-------	----	------------	-----	-------	----	-------

Surveillance

89,078,604	0.040	---	---	---	07/07/2010	16/01/2024	5160	FRIGOGLASS SA (CR)	0.38	2.70 P	0.37	16/02/2024	0.398	0.38	0.398	0.38	0.39	4250@0.378	33000@0.390	---	---	122,285	38	47,733.43	33,849.87	0.256	0.44	50204000	
65,326,268	0.530	---	---	---	04/07/2007	19/07/2006	4750	SATO SA (CR)	0.056	6.67 P	0.0525	16/02/2024	0.054	0.054	0.056	0.056	0.056	19951@0.056	36000@0.058	---	---	66,812	18	3,726.75	3,658.27	0.027	0.056	40202015	
13,191,620	0.620	---	---	---	04/08/2010	09/09/2002	5232	YALCO - CONSTANTINOU (CR)	0.2	---	0.2	16/02/2024	---	---	---	---	2000@0.180	450@0.208	---	---	---	---	---	---	2,638.32	0.178	0.208	40202020	
17,579,754	4.16	---	---	---	18/08/2006	02/08/2010	---	BIOTER SA (CR)	0.398	9.94 P	0.362	16/02/2024	0.398	0.398	0.398	0.398	0.398	16012@0.398	---	---	---	---	38,501	20	15,323.40	6,996.74	0.2	0.398	50101010
54,654,600	0.050	---	---	---	01/07/1998	30/12/2022	5275	VIS SA (CR)	0.262	0.77 P	0.26	16/02/2024	0.26	0.26	0.262	0.262	0.262	4230@0.260	5500@0.276	---	2022	6,470	8	1,693.60	14,319.51	0.22	0.262	50203030	
51,754,364	0.300	---	---	---	23/12/2003	24/01/2007	5197	SELECTED TEXT. IND. ASSOC (CR)	0.145	---	0.145	16/02/2024	0.145	0.145	0.145	0.145	0.145	1635@0.145	6513@0.150	---	---	739	2	107.16	7,504.38	0.108	0.155	55101020	
15,842,391	1.51	---	---	---	15/07/2009	12/05/2000	5141	BITROS HOLDING SA (CR)	0.63	9.57 P	0.575	16/02/2024	0.63	0.63	0.63	0.63	0.63	143@0.630	---	---	---	---	7,857	8	4,949.91	9,980.71	0.46	0.63	55102010
24,319,250	0.300	---	---	---	09/07/2002	04/07/2007	5165	PROODEFTIKH SA (CR)	0.346	-3.35 €	0.358	16/02/2024	0.324	0.324	0.346	0.346	0.33	3000@0.338	276@0.346	---	---	13,600	15	4,485.60	8,414.46	0.316	0.4	50101010	
28,438,268	0.070	---	---	---	21/08/2006	24/11/1999	5253	SPIROY AGRICULTURE SA (CR)	0.248	-1.59 €	0.252	16/02/2024	0.248	0.248	0.248	0.248	0.248	---	4511@0.248	---	---	6,000	3	1,488.00	7,052.69	0.175	0.252	45102010	
1,011,000	1.00	---	---	---	01/07/2004	11/12/2012	5193	TRIA ALFA SA (CR)	8.4	3.70 P	8.1	16/02/2024	8.4	8.4	8.4	8.4	8.4	50@7.50	40@8.60	64.34	2022	100	2	840.00	8,492.40	6.65	8.4	55101020	

Suspension Status

12,417,000	0.310	---	---	---	27/08/2019	28/08/2017	5233	MLS MULTIMEDIA SA (CR)	0.57	---	0.57	12/05/2020	---	---	---	---	---	---	---	---	---	---	---	---	7,077.69	0.57	0.57	10101015	
6,330,002	0.300	---	---	---	25/06/2002	15/03/2019	5278	VARVARESSOS (CR)	0.24	---	0.24	02/05/2023	---	---	---	---	---	---	---	---	---	---	---	---	---	1,519.20	0.24	0.24	55101020
3,961,300	1.28	---	---	---	29/06/2004	03/08/2000	5248	DUROS SA (CR)	0.25	---	0.25	24/04/2023	---	---	---	---	---	---	---	---	---	---	---	---	---	990.33	0.25	0.25	40204020
7,125,216	0.650	---	---	---	01/07/2005	14/12/1999	4955	KRE.KA SA (CR)	0.28	---	0.28	06/04/2023	---	---	---	---	---	---	---	---	---	---	---	---	---	1,995.06	0.28	0.28	45102010
7,734,375	1.00	---	---	---	09/07/2007	07/01/2011	5277	LIVANIS SA (CR)	0.125	---	0.125	28/04/2023	---	---	---	---	---	---	---	---	---	---	---	---	---	966.80	0.125	0.125	40301030

Shares' Notes

Code	Note text
()	- Adjusted dividends.
*	- Last adjusted closing price.
[1]	- Net dividends.
[2]	- The "Date of Last Coupon" for New listings refers to the date company's stocks started to trade in Athex
[3]	- The Company Market Value is referred to the number of outstanding shares
[4]	- Sectors codification can be found in Appendix A
[5]	- The Market Value refers to the total number of shares listed (including their several classes) in the exchange by the company.
[6]	- P/E greater than 100
[7]	- Last view of the Order Book before the end of the trading session
[8]	- All Blocks Methods' Transactions Value are included.
4750	- Transfer to the Under Surveillance Category from 8/4/2011.
4955	- Transfer to the Surveillance Category as from 5/4/2013.
5093	- Transfer to the Surveillance Category as of 8/4/2015.
5141	- Transfer to the Surveillance Category as of 10/05/2017.
5160	- Transfer to the Surveillance Category as of 15/04/2016.
5165	- Transfer to the Surveillance Category as of 15/02/2018.
5193	- Transfer to the Surveillance Category as of 25/10/2018.
5197	- Transfer to the Surveillance Category as of 07/11/2018.
5232	- Transfer to the Under Surveillance Category from 08/04/2011.
5233	- Suspension of trading as of 13/05/2020.
5248	- Transfer to the Surveillance Category as of 06/09/20116.
5253	- Transfer to the Surveillance Category as of 14/5/2021.
5275	- Transfer to the Surveillance Category as of 09/07/2020.
5277	- Suspension of trading as of 02/05/2023.
5278	- Suspension of trading as of 03/05/2023.

Securities Blocks Details

Securities	Block Volume	Price	Block Trade Value	Time of approval	Note
ATHENS INTL AIRPORT (CR)	1,744	8.72	15,198.96	10:33:22	20
ALPHA SERVICES HOLD (CR)	550,679	1.68	926,792.76	10:55:18	20
PIRAEUS FINANCIAL HOLD (CR)	400,000	3.94	1,576,800.00	11:12:18	20
TRADE ESTATES REIC (CR)	42,591	1.74	74,108.34	11:12:42	20
OPAP (CR)	20,000	16.26	325,200.00	11:18:28	20
ATHENS INTL AIRPORT (CR)	25,000	8.69	217,250.00	11:47:48	20
EUROBANK HOLDINGS (CR)	769,000	1.90	1,461,100.00	13:24:58	20
ADMIE (IPTO) HOLDING S.A. (CR)	241	2.41	579.61	15:01:42	18
ATHENS INTL AIRPORT (CR)	50,000	8.69	434,500.00	16:01:42	20
PIRAEUS FINANCIAL HOLD (CR)	100,000	3.94	394,000.00	16:25:12	20
PIRAEUS FINANCIAL HOLD (CR)	100,000	3.95	395,200.00	17:03:48	20
INTRAKAT (CR)	500,000	4.50	2,250,000.00	17:10:50	20
INTRALOT (CR)	400,000	1.25	500,000.00	17:11:46	20

Blocks Notes

9 - Method 6-1 / Special Fees

10 - Method 6-1 / Special Fees, SDS

14 - Method 6-3 / Settlement, Incomplete Buy and Sell

18 - Method 6-2 / SPOT 1

19 - Method 6-2 / SPOT 2

20 - Method 6-1 and Method 6-1 Same Day Settlement

21 - Other Pre-agreed

Shares Rights Details

Occured date	Exercise from	Exercise until	Trading until	Rights	Price min	Price max	Closing price	Last Bid	Last Ask	Volume	Trades	Transactions Value
--------------	---------------	----------------	---------------	--------	-----------	-----------	---------------	----------	----------	--------	--------	--------------------

No Rights Transactions.

Forced Sales Details

Securities	Category of Security	Transactions Volume	Number of Trades	Transactions Value	Note
------------	----------------------	------------------------	---------------------	-----------------------	------

No Forced Transactions.

Forced Sales Notes

- 1 - Compulsory Public Forced Sales
- 2 - Forced Sales of Fixed Registered Shares
- 3 - Forced Sales of Remaining Fractional Shares

Exchange Traded Funds (ETFs) Characteristics

	Transactions Date (T)	Creation / Redemption	Units (T-1)	New Units (T-1)	Redemption Units (T-1)	Units (T) [1]	Fund Assets [2]	Net Unit Price	Dividend per Unit	Dividend Date
ALPHA ETF FTSE Athex Large Cap	19/02/2024	5,000	924,675	---	---	924,675	31,845,920.00	34.4401	0.62	03/07/2023

ETFs Notes

[1] - Units (T) = Units (T-1) + New Units (T-1) - Redemption Units (T-1)

[2] - The Creation / Redemption Units of T-1 are included.

Non Convertible Corporate Bonds - Regulated Market

Num Listed Bonds	Nominal price	Issue price	Today's Rate	Exp. Date	Duration (years)	Note	Coupon		Trading Unit	Corporate Bonds	Accrued Int.	Yield.T.Mat	Price min	Price max	Closing price	Previous closing price/date	Volume	Transactions Value	Last order		ear min	Year max		
							Common	Preferred											Price	Buy / Sell			Date	
100,000	1,000.00	1,000.00	2.70	25/05/2026	5	---	6	---	1	COSTAMARE PARTICIPATIONS PLC (Non Convertible)	6.4500	4.2010	96.1990	96.1990	96.1990	95.2000	16/02/2024	1,000	968.44	94.8600	B	19/02/2024	92.6789	97.0000
320,000	1,000.00	1,000.00	3.40	21/07/2027	7	---	8	---	1	LAMDA DEVELOPMENT S.A. (Non Convertible)	2.8333	4.6350	94.3000	94.9880	94.6012	94.9880	16/02/2024	29,000	27,506.13	93.0000	B	19/02/2024	92.0000	96.6083
200,000	1,000.00	1,000.00	2.10	27/10/2027	7	---	7	---	1	O.P.A.P. S.A. (Non Convertible)	6.8250	3.9070	93.0100	93.4000	93.2050	93.2550	16/02/2024	12,000	11,250.92	93.0100	B	19/02/2024	90.5800	94.5034
200,000	1,000.00	1,000.00	1.90	23/03/2028	7	---	6	---	1	MOTOR OIL CORINTH REFINERIES SA (Non Convertible)	7.8639	4.0810	91.4100	91.5000	91.4460	91.4090	16/02/2024	5,000	4,611.62	91.0500	B	19/02/2024	91.1000	92.4499
100,000	1,000.00	1,000.00	2.95	11/02/2027	5	---	5	---	1	SAFE BULKERS PARTICIPATIONS PLC (Non Convertible)	0.7375	5.0070	93.7500	94.1111	93.8051	94.1110	15/02/2024	12,000	11,265.46	93.7600	B	19/02/2024	93.3364	97.0000
230,000	1,000.00	1,000.00	4.70	12/07/2029	7	---	4	---	1	LAMDA DEVELOPMENT S.A. (Non convertible)	5.2222	4.3650	99.5000	101.1999	100.0000	99.8430	16/02/2024	93,000	93,691.60	97.5100	B	19/02/2024	98.3500	101.2000
100,000	1,000.00	1,000.00	4.40	26/07/2029	7	---	4	---	1	CPLP SHIPPING HOLDINGS PLC (Non Convertible)	3.1778	4.9050	95.5500	96.8000	96.3191	96.5000	16/02/2024	22,000	21,260.12	96.2000	B	19/02/2024	96.2000	100.2438
200,000	1,000.00	1,000.00	3.60	12/03/2026	7	---	10	---	1	AEGEAN AIRLINES S.A. (Non Convertible)	16.2000	4.1360	97.5001	97.8990	97.5350	97.8990	16/02/2024	137,000	135,842.36	97.5001	B	19/02/2024	96.7110	99.3000
150,000	1,000.00	1,000.00	2.60	22/10/2026	7	---	9	---	1	TERNA ENERGY FINANCE S.A. (Non Convertible)	8.7389	4.4980	94.0000	94.2000	94.1733	94.0000	15/02/2024	30,000	28,514.17	93.9220	B	19/02/2024	92.8293	95.5999
500,000	1,000.00	1,000.00	2.75	03/07/2027	7	---	8	---	1	GEK TERNA S.A. (Non Convertible)	3.7431	4.9390	92.0101	92.5500	92.1396	92.3000	16/02/2024	186,000	172,075.94	92.0500	B	19/02/2024	91.6000	93.7000
200,000	1,000.00	1,000.00	4.25	23/01/2029	5	---	1	---	1	AUTOHELLAS S.A. (Non Convertible)	3.4236	4.2370	99.9500	99.9999	99.9999	99.9000	16/02/2024	47,000	47,138.91	99.5000	B	19/02/2024	97.5000	101.0000
175,000	1,000.00	1,000.00	3.40	26/07/2024	5	---	10	---	1	ATTICA HOLDINGS S.A. (Non Convertible)	2.4556	4.5090	99.1500	99.3000	99.2169	99.1500	16/02/2024	89,000	88,521.54	98.5300	B	19/02/2024	98.5000	99.3400
300,000	1,000.00	1,000.00	2.30	20/07/2028	7	---	6	---	1	PRODEA REIC S.A. (Non Convertible)	1.9167	4.8540	89.0000	89.7500	89.5250	89.5000	16/02/2024	16,000	14,354.67	89.0000	B	19/02/2024	86.1234	92.3500
150,000	1,000.00	1,000.00	2.65	22/10/2026	5	---	5	---	1	CPLP SHIPPING HOLDINGS PLC (Non Convertible)	8.9069	4.8300	94.0500	94.0500	94.0500	94.1000	16/02/2024	1,000	949.41	94.0010	B	19/02/2024	93.5000	95.0000
250,000	1,000.00	1,000.00	2.45	16/11/2028	7	---	5	---	1	ELVALHALCOR S.A. (Non Convertible)	6.6014	4.5420	90.0001	90.8000	90.7317	90.6500	16/02/2024	41,000	37,470.66	90.2600	B	19/02/2024	88.4206	93.3000
120,000	1,000.00	1,000.00	2.65	06/12/2028	7	---	5	---	1	NOVAL PROPERTY REIC (Non Convertible)	5.6681	4.6570	90.7500	91.5313	90.9413	90.9250	16/02/2024	25,000	22,877.02	90.0000	B	19/02/2024	88.5000	93.1999
300,000	1,000.00	1,000.00	2.30	14/12/2028	7	---	5	---	1	GEK TERNA S.A. (Non Convertible)	4.4083	5.2450	87.5000	87.5000	87.5000	87.7000	16/02/2024	2,000	1,758.82	87.5100	B	19/02/2024	85.0000	89.9890
100,000	1,000.00	1,000.00	2.80	25/01/2027	5	---	5	---	1	PREMIA S.A. (Non Convertible)	2.1000	5.1330	93.2001	93.2001	93.2001	93.2030	16/02/2024	7,000	6,538.71	93.0100	B	19/02/2024	90.9974	94.9989

Corporate Bonds Notes

Transactions Volume = (Pieces) * (Nominal Price). Transactions Value = (Pieces) * (Nominal Price) * (price %) + (Accrued interest).

The price of a Bond is stated as a percentage (%) of Bond's Nominal Price.

Nominal Price in Euros (€), except if it is noted differently.

Non Convertible Corporate Bonds - Regulated Market

Num Listed Bonds	Nominal price	Issue price	Today's Rate	Exp. Date	Duration (years)	Note	Coupon		Trading Unit	Corporate Bonds	Accrued Int.	Yield.T.Mat	Price min	Price max	Closing price	Previous closing price/date	Volume	Transactions Value	Last order		ear min	Year max		
							Common	Preferred											Price	Buy / Sell			Date	
500,000	1,000.00	1,000.00	4.00	10/07/2030	7	---	2	---	1	MYTILINEOS S.A. (Non Convertible)	4.6667	3.9510	99.5500	99.8500	99.7444	99.9000	16/02/2024	167,000	167,267.47	99.7000	B	19/02/2024	98.7000	100.6000
120,000	1,000.00	1,000.00	3.95	04/04/2025	7	---	12	---	1	GEK TERNA S.A. (Non Convertible)	15.3611	3.7150	99.2999	99.3000	99.3000	99.3000	15/02/2024	110,000	110,919.72	98.8200	B	19/02/2024	98.7050	99.7800
100,000	1,000.00	1,000.00	5.50	15/12/2028	5	---	1	---	1	IDEAL HOLDINGS S.A. (Non Convertible)	10.3889	4.7950	102.2000	103.0000	102.6000	103.2000	16/02/2024	6,000	6,218.33	102.3000	B	19/02/2024	100.6502	103.4000

Corporate Bonds Notes

Transactions Volume = (Pieces) * (Nominal Price). Transactions Value = (Pieces) * (Nominal Price) * (price %) + (Accrued interest).

The price of a Bond is stated as a percentage (%) of Bond's Nominal Price.

Nominal Price in Euros (€), except if it is noted differently.

Government Bonds

Number Listed Bonds	Nominal price	Today's Rate	Accrued Interest Calc	Exp. Date [1]	Duration (years)	Note	Coupons Date	Curr. coupon value	Trading Unit	Government Bonds	Price min	Price max	Closing price	Previous closing price/date	Volume	Transactions Value	Price	Last order Buy / Sell	Date
4,500,000	1,000.00	1.88	Actual/Actual	04/02/2035	15	---	04/02	1.88	1	GGB-FXD-040235-15Y-1.875-1.000	---	---	---	---	---	---	---	---	---
1,805,793	1,000.00	3.45	Actual/Actual	02/04/2024	5	---	02/04	3.45	1	GGB-FXD-020424-05Y-3.450-1.000	---	---	---	---	---	---	---	---	---
6,000,000	1,000.00	0.75	Actual/Actual	18/06/2031	10	---	18/06	0.75	1	GGB-FXD-180631-10Y-0.750-1.000	---	---	---	---	---	---	---	---	---
3,150,000	1,000.00	3.88	Actual/Actual	15/06/2028	5	---	15/06	3.88	1	GGB-FXD-150628-05Y-3.875-1.000	---	---	---	---	---	---	---	---	---
5,962,747,327	1.00	3.75	Actual/Actual	30/01/2028	10	---	/02 - 01/02 - 31/	3.75	1	GGB-FXD-300128-10Y-3.750-1.00	---	---	---	85.4610 13/07/2018	---	---	1.0000	B	28/11/2018
7,067,309,386	1.00	3.90	Actual/Actual	30/01/2033	15	---	/02 - 01/02 - 31/	3.90	1	GGB-FXD-300133-15Y-3.900-1.00	---	---	---	78.6730 13/07/2018	---	---	1.0000	B	28/11/2018
5,622,848,349	1.00	4.00	Actual/Actual	30/01/2037	19	---	/02 - 01/02 - 31/	4.00	1	GGB-FXD-300137-19Y-4.000-1.00	---	---	---	77.0370 13/07/2018	---	---	1.0000	B	28/11/2018
5,476,770,669	1.00	4.20	Actual/Actual	30/01/2042	24	---	/02 - 01/02 - 31/	4.20	1	GGB-FXD-300142-24Y-4.200-1.00	---	---	---	77.7640 13/07/2018	---	---	1.0000	B	28/11/2018
4,000,000	1,000.00	3.38	Actual/Actual	15/06/2034	10	---	15/06	3.38	1	GGB-FXD-150634-10Y-3.375-1.000	---	---	---	---	---	---	---	---	---
48,794,718	1.00	4.30	Actual/Actual	24/02/2024	12	---	24/02	4.30	1	GGB-FXD-240224-12Y-2.000-1.00	---	---	---	10.0000 22/06/2015	---	---	---	---	---
40,248,141	1.00	4.30	Actual/Actual	24/02/2025	13	---	24/02	4.30	1	GGB-FXD-240225-13Y-2.000-1.00	---	---	---	10.0000 22/06/2015	---	---	---	---	---
59,586,043	1.00	4.30	Actual/Actual	24/02/2026	14	---	24/02	4.30	1	GGB-FXD-240226-14Y-2.000-1.00	---	---	---	10.0000 22/06/2015	---	---	---	---	---
41,118,344	1.00	4.30	Actual/Actual	24/02/2027	15	---	24/02	4.30	1	GGB-FXD-240227-15Y-2.000-1.00	---	---	---	10.0000 22/06/2015	---	---	---	---	---
45,137,734	1.00	4.30	Actual/Actual	24/02/2028	16	---	24/02	4.30	1	GGB-FXD-240228-16Y-2.000-1.00	---	---	---	10.0000 22/06/2015	---	---	---	---	---
61,768,888	1.00	4.30	Actual/Actual	24/02/2029	17	---	24/02	4.30	1	GGB-FXD-240229-17Y-2.000-1.00	---	---	---	10.0000 22/06/2015	---	---	---	---	---
54,567,744	1.00	4.30	Actual/Actual	24/02/2030	18	---	24/02	4.30	1	GGB-FXD-240230-18Y-2.000-1.00	---	---	---	10.0000 22/06/2015	---	---	---	---	---
37,541,515	1.00	4.30	Actual/Actual	24/02/2031	19	---	24/02	4.30	1	GGB-FXD-240231-19Y-2.000-1.00	---	---	---	10.0000 22/06/2015	---	---	---	---	---
37,558,317	1.00	4.30	Actual/Actual	24/02/2032	20	---	24/02	4.30	1	GGB-FXD-240232-20Y-2.000-1.00	---	---	---	10.0000 22/06/2015	---	---	---	---	---
37,473,732	1.00	4.30	Actual/Actual	24/02/2033	21	---	24/02	4.30	1	GGB-FXD-240233-21Y-2.000-1.00	---	---	---	10.0000 22/06/2015	---	---	---	---	---
33,888,293	1.00	4.30	Actual/Actual	24/02/2034	22	---	24/02	4.30	1	GGB-FXD-240234-22Y-2.000-1.00	---	---	---	10.0000 22/06/2015	---	---	---	---	---
35,177,800	1.00	4.30	Actual/Actual	24/02/2035	23	---	24/02	4.30	1	GGB-FXD-240235-23Y-2.000-1.00	---	---	---	10.0000 22/06/2015	---	---	---	---	---
35,547,268	1.00	4.30	Actual/Actual	24/02/2036	24	---	24/02	4.30	1	GGB-FXD-240236-24Y-2.000-1.00	---	---	---	10.0000 22/06/2015	---	---	---	---	---
40,246,306	1.00	4.30	Actual/Actual	24/02/2037	25	---	24/02	4.30	1	GGB-FXD-240237-25Y-2.000-1.00	---	---	---	10.0000 22/06/2015	---	---	---	---	---
37,643,952	1.00	4.30	Actual/Actual	24/02/2038	26	---	24/02	4.30	1	GGB-FXD-240238-26Y-2.000-1.00	---	---	---	10.0000 22/06/2015	---	---	---	---	---
36,977,100	1.00	4.30	Actual/Actual	24/02/2039	27	---	24/02	4.30	1	GGB-FXD-240239-27Y-2.000-1.00	---	---	---	10.0000 22/06/2015	---	---	---	---	---
41,615,000	1.00	4.30	Actual/Actual	24/02/2040	28	---	24/02	4.30	1	GGB-FXD-240240-28Y-2.000-1.00	---	---	---	10.0000 22/06/2015	---	---	---	---	---
42,227,208	1.00	4.30	Actual/Actual	24/02/2041	29	---	24/02	4.30	1	GGB-FXD-240241-29Y-2.000-1.00	---	---	---	10.0000 22/06/2015	---	---	---	---	---
68,288,487	1.00	4.30	Actual/Actual	24/02/2042	30	---	24/02	4.30	1	GGB-FXD-240242-30Y-2.000-1.00	---	---	---	10.0000 22/06/2015	---	---	---	---	---
4,000,000	1,000.00	3.88	Actual/Actual	12/03/2029	10	---	12/03	3.88	1	GGB-FXD-120329-10Y-3.875-1.000	---	---	---	---	---	---	100.0000	B	15/10/2019
4,500,000	1,000.00	0.00	Actual/Actual	12/02/2026	5	---	12/02	0.00	1	GGB-FXD-120226-05Y-0.000-1.000	---	---	---	---	---	---	---	---	---
2,209,163	1,000.00	3.38	Actual/Actual	15/02/2025	7	---	15/02	3.38	1	GGB-FXD-150225-07Y-3.375-1.000	---	---	---	---	---	---	---	---	---
964,000	1,000.00	3.25	Actual/Actual	20/03/2025	6	---	20/03	3.25	1	GGB-FXD-200325-06Y-3.250-1.000	---	---	---	---	---	---	---	---	---
2,100,000	1,000.00	3.55	Actual/Actual	20/03/2026	7	---	20/03	3.55	1	GGB-FXD-200326-07Y-3.550-1.000	---	---	---	---	---	---	---	---	---
5,500,000	1,000.00	1.50	Actual/Actual	18/06/2030	10	---	18/06	1.50	1	GGB-FXD-180630-10Y-1.500-1.000	---	---	---	---	---	---	---	---	---

Government Bonds Notes

Transactions Volume = (Pieces) * (Nominal Price). Transactions Value = (Pieces) * (Nominal Price) * (price %) + (Accrued interest).

The Value of current coupon for the issues with NV 0.01 euro refers to NV 100 euros

FLR: Floating Interest Rate.

[1] - The Expiration Date of the interest bearing period and the Date for coupon payment.

Government Bonds

Number Listed Bonds	Nominal price	Today's Rate	Accrued Interest Calc	Exp. Date [1]	Duration (years)	Note	Coupons Date	Curr. coupon value	Trading Unit	Government Bonds	Price min	Price max	Closing price	Previous closing price/date	Volume	Transactions Value	Price	Last order Buy / Sell	Date
3,500,000	1,000.00	4.38	Actual/Actual	18/07/2038	15	---	18/07	4.38	1	GGB-FXD-180738-15Y-4.375-1.000	---	---	---	---	---	---	---	---	---
40,000	1,000.00	4.67	FLR Actual/360	18/09/2024	1	---	18/09 - 19/03	---	1	GGB-FLT-180924-01Y-4.670-1.000	---	---	---	---	---	---	---	---	---
5,364,250	1,000.00	3.25	Actual/Actual	20/03/2050	30	---	20/03	3.25	1	GGB-FXD-200350-30Y-3.250-1.000	---	---	---	---	---	---	---	---	---
3,924,361	1,000.00	2.00	Actual/Actual	22/04/2027	7	---	22/04	2.00	1	GGB-FXD-220427-07Y-2.000-1.000	---	---	---	---	---	---	99.9000	B	22/04/2020
2,500,000	1,000.00	1.88	Actual/Actual	23/07/2026	7	---	23/07	1.88	1	GGB-FXD-230726-07Y-1.875-1.000	---	---	---	---	---	---	---	---	---
4,700,000	1,000.00	4.25	Actual/Actual	15/06/2033	10	---	15/06	4.25	1	GGB-FXD-150633-10Y-4.250-1.000	---	---	---	---	---	---	---	---	---
3,500,000	1,000.00	1.88	Actual/Actual	24/01/2052	30	---	24/01	1.88	1	GGB-FXD-240152-30Y-1.875-1.000	---	---	---	---	---	---	---	---	---
3,700,000	1,000.00	1.75	Actual/Actual	18/06/2032	10	---	18/06	1.75	1	GGB-FXD-180632-10Y-1.750-1.000	---	---	---	---	---	---	---	---	---
2,200,000	1,000.00	1.13	FLR Actual/360	15/12/2027	5	---	- 15/12 - 15/03 -	---	1	GGB-FLT-151227-05Y-1.130-1.000	---	---	---	---	---	---	102.1600	B	30/12/2022

Government Bonds Notes

Transactions Volume = (Pieces) * (Nominal Price). Transactions Value = (Pieces) * (Nominal Price) * (price %) + (Accrued interest).

The Value of current coupon for the issues with NV 0.01 euro refers to NV 100 euros

FLR: Floating Interest Rate.

[1] - The Expiration Date of the interest bearing period and the Date for coupon payment.

Treasury Bills & Zero Coupon Government Bonds

Issue Date	13-Week Maturity									26-Week Maturity									52-Week Maturity								
	Exp. Date	Initial Rate	Num Listed Bonds	Nominal price	Issue price	Last Trade Price	Last Trade Date	Volume Traded	Note	Exp. Date	Initial Rate	Num Listed Bonds	Nominal price	Issue price	Last Trade Price	Last Trade Date	Volume Traded	Note	Exp. Date	Initial Rate	Num Listed Bonds	Nominal price	Issue price	Last Trade Price	Last Trade Date	Volume Traded	Note
10/03/2023	---	---	---	---	---	---	---	---	---	---	---	---	---	---	---	---	---	---	08/03/2024	3.75	1,000,000	1,000.00	963.46	---	---	---	---
09/06/2023	---	---	---	---	---	---	---	---	---	---	---	---	---	---	---	---	---	---	07/06/2024	3.84	1,600,000	1,000.00	962.60	---	---	---	---
08/09/2023	---	---	---	---	---	---	---	---	---	---	---	---	---	---	---	---	---	---	06/09/2024	3.81	812,500	1,000.00	962.90	---	---	---	---
08/12/2023	---	---	---	---	---	---	---	---	---	---	---	---	---	---	---	---	---	---	06/12/2024	3.70	600,000	1,000.00	963.90	---	---	---	---

Bonds in Circulation	Currency / Min nominal traded Value	Coupons Payment Date	Current Coupon Value	Note	Coupon	Trading Unit	Issue Date	Duration (years)	Today's Interest	A.I.C in days	Bonds	Last price of previous days		Last Outcry in Cash (euro)		Trades in Pieces	Life min	Life Max	
												Price	Buy / Sell	Price	Buy / Sell				
Corporate Bonds in Foreign Currency and Euro																			
103,746	GBP / 10	01/12	0.25	---	65	1	01/12/1930	98	2.5	360	National Mortgage Bank	2.27	05/02/1996	2.27	S	05/02/1996	---	2.27	2.27
0	GBP / 10	01/12	0.25	---	67	1	01/12/1928	100	2.5	360	National Mortgage Bank	---	---	---	---	---	---	---	---

Government Bonds Notes

A.I.C: Accrued Interest Calculation base.

FLR: Floating Interest Rate.

The minimum tradeable Nominal Value for all Demeterialised Government Titles is 100 Euros.

(μτφρ-0)

Athex & ATHEXClear Members List

Member Name				Stock Market			Derivatives Market		ATHEXClear Member	
	Address	Phone	Fax	Market Member	Remote Member	Market Maker	Proprietary	Market Maker	General Clearing	Direct Clearing
A. SARRIS SECURITIES S.A.				a						
6, ΔΡΑΓΑΤΣΑΝΙΟΥ 6 ΑΘΗΝΑ	2103367700									
AEONIC SECURITIES C.I.F. P.L.C.				a						
, ΛΑΪΟΥ 6, ΓΡ. 301B, ANNA COURT	35725337600									
ALPHA BANK S.A.									a	
, ΣΤΑΔΙΟΥ 40 ΑΘΗΝΑ	2103260000									
ALPHA FINANCE INVESTMENT SERVICES SINGLE MEMBER SA				a		a	a	a		a
5, ΠΑΝΕΠΙΣΤΗΜΙΟΥ 45 ΑΘΗΝΑ	2103677400									
ARGUS STOCKBROKERS LTD				a	a		a			
25, 25 ΛΕΩΦΟΡΟΣ ΔΗΜΟΣΘΕΝΗ ΣΕΒΕΡΗ	0035722717000									
ATLANTIC SECURITIES LTD				a	a					
37, ΠΡΟΔΡΟΜΟΥ 37	0035722445400									
AXON SECURITIES S.A.				a			a			
48, ΣΤΑΔΙΟΥ 48 ΑΘΗΝΑ	2103363800									
BETA SECURITIES S.A.				a		a	a			a
29, Λ. ΑΛΕΞΑΝΔΡΑΣ 29 ΑΘΗΝΑ	210 6478900									
BNP PARIBAS S.A.									a	
, ΛΑΜΨΑΚΟΥ 2 ΑΘΗΝΑ	2107468525									
BOFA SECURITIES EUROPE SA				a	a					
, 51 RUE LA BOÉTIE	+33 153655555									
CAPITAL SECURITIES S.A.				a			a			
58, ΜΗΤΡΟΠΟΛΕΩΣ 58 ΑΘΗΝΑ	2103369700									
CITIGROUP GLOBAL MARKETS EUROPE AG				a	a					
16, REUTERWEG 16	+49 691366-0									
CITIGROUP GLOBAL MARKETS LIMITED				a						
1, 33 CANADA SQUARE -CANARY WHARF	+44 02079864000									
CREDIT SUISSE BANK (EUROPE), S.A.				a	a					
, CALLE AYALA 42, 3A PLANTA-B MADRID	+34917916000									
CREDIT SUISSE SECURITIES (EUROPE) LIMITED				a						
1, ONE CABOT SQUARE LONDON	+44 2078888888									
CYCLOS SECURITIES S.A.				a			a			
39, ΧΑΡΙΛΑΟΥ ΤΡΙΚΟΥΠΗ 6-8-10 ΑΘΗΝΑ	2103364300									
DEUTSCHE BANK S.A.					a					
1, GREAT WINCHESTER STREET LONDON	+44 20 754 54209	00441133361437								
EUROBANK EQUITIES INVESTMENT FIRM SINGLE MEMBER SA				a		a	a	a		a
, ΦΙΛΕΛΛΗΝΩΝ 10 & ΞΕΝΟΦΩΝΤΟΣ 13 ΑΘΗΝΑ	2103720425									
EUROBANK S.A.									a	
, ΟΘΩΝΟΣ 8 ΑΘΗΝΑ	2144043907									
EUROCORP INVESTMENT SERVICES S.A.				a			a			a
14, ΠΛ.ΦΙΛΙΚΗΣ ΕΤΑΙΡΕΙΑΣ 14 ΑΘΗΝΑ	2107263600									
EUOTRUST INVESTMENT FIRM SA				a						
113, ΣΕΒΑΣΤΟΥΠΟΛΕΩΣ 113 ΑΘΗΝΑ	2103363100									
EUROXX SECURITIES S.A.				a		a	a	a		a
7, ΠΑΛΕΟΛΟΓΟΥ ΧΑΛΑΝΔΡΙ	+30 2106879400	210-6879401								
7, ΠΑΛΑΙΟΛΟΓΟΥ ΧΑΛΑΝΔΡΙ	(210)-6879400	(210)-6879401								
FREEDOM FINANCE EUROPE LTD				a	a					
, ΧΡΙΣΤΑΚΗ ΚΡΑΝΟΥ 20	035725257786									
G. A. PERVANAS SECURITIES- INVESTMENT SERVICES S.A.				a						
7-9, ΣΟΦΟΚΛΕΟΥΣ 7-9 ΑΘΗΝΑ	2103727200									
GLOBAL CAPITAL SECURITIES & FINANCIAL SERVICES LTD				a	a					
50, ΛΑΡΧΙΕΠΙΣΚΟΠΟΥ ΜΑΚΑΡΙΟΥ Γ50	0035722710710									
GREENPOST TRADING EUROPE LTD				a	a	a				
, ΚΙΜΩΝΟΣ 3, ACROPOLIS MANSIONS, 2ND FLOOR, FLAT/OFFICE 202	035722521389									
HELLENIC AMERICAN SECURITIES S.A.				a		a	a			a
27, ΑΝΔΡΕΑ ΠΑΠΑΝΔΡΕΟΥ 27 ΜΑΡΟΥΣΙ	2103311100									
HELLENIC BANK (INVESTMENTS) LTD					a					
, ΑΥΞ.ΚΥΡΙΑΚΟΥ ΜΑΤΣΙ 31 - PO BOX 24747 NICOSIA	+357 22500100	357 22500110								
HSBC CONTINENTAL EUROPE									a	
109-111, Λ.ΜΕΣΟΓΕΙΩΝ 109-111	2106960000									
INDEX SECURITIES S.A.				a						
6, ΔΡΑΓΑΤΣΑΝΙΟΥ 6 ΑΘΗΝΑ	2103213920									
J. CHR. MAVRIKIS SECURITIES S.A.				a						
5, ΣΟΦΟΚΛΕΟΥΣ 5 ΑΘΗΝΑ	2103216730									

Athex & ATHEXClear Members List

Member Name				Stock Market			Derivatives Market		ATHEXClear Member	
	Address	Phone	Fax	Market Member	Remote Member	Market Maker	Proprietary	Market Maker	General Clearing	Direct Clearing
KAPPA SECURITIES S.A.				a			a			
15, ΒΑΛΑΩΡΙΤΟΥ 15 ΑΘΗΝΑ	2103678600									
KARAMANOF SECURITIES & INVESTMENT SERVICES S.A.				a						
2, ΠΛ.ΑΓ.ΘΕΟΔΩΡΩΝ 2 ΑΘΗΝΑ	2103212947									
LAIKI FINANCIAL SERVICES LTD					a					
26, AVE. VYRONOS NICOSIA	357 22367367	357 22718567								
LEON DEPOLAS SECURITIES S.A.				a		a	a			
1, ΧΡΗΣΤΟΥ ΛΑΔΑ 1 ΑΘΗΝΑ	2103213276 -28									
MEGA EQUITY SECURITIES & FINANCIAL SERVICES PUBLIC LTD				a	a		a			
42-44, ΛΕΩΦ.ΓΡΙΒΑ ΔΙΓΕΝΗ 42-44	0035722711711									
MERIT SECURITIES S.A				a		a	a			a
5, ΣΟΦΟΚΛΕΟΥΣ 5 ΑΘΗΝΑ	21 4100 8800									
MERRILL LYNCH INTERNATIONAL				a						
2, 2 KING EDWARD STREET LONDON	+44 20276281000									
N. CHRYSOCHOIDIS SECURITIES S.A.				a			a			a
7-9, ΣΟΦΟΚΛΕΟΥΣ 7-9 ΑΘΗΝΑ	2103213913									
NATIONAL BANK OF GREECE S.A.				a		a	a		a	
86, ΑΙΟΛΟΥ ΣΤΡ. ΑΘΗΝΑ	(210)-3341000	(210)-3228187								
68, ΑΚΑΔΙΜΙΑΣ ΣΤΡ. ΑΘΗΝΑ	(210)-3328817	(210)-3328678								
NATIONAL SECURITIES SINGLE MEMBER SA				a		a	a	a		
66, ΛΕΩΦΟΡΟΣ ΑΘΗΝΩΝ 128-132 & ΙΦΙΓΕΝΙΑΣ ΑΘΗΝΑ	2103328784									
NUNTIUS BROKERAGE AND INVESTMENT SERVICES S.A				a						
6, ΔΡΑΓΑΤΣΑΝΙΟΥ 6 ΑΘΗΝΑ	2103350599									
ONE PLUS CAPITAL LIMITED				a	a					
, 75 PRODROMOU AVENUE NICOSIA 1307	35722873760									
OPTIMA BANK S.A.				a		a	a	a	a	
, ΑΙΓΙΑΛΕΙΑΣ 32 & ΠΑΡΑΔΕΙΣΟΥ ΜΑΡΟΥΣΙ	210 8173000									
PANCRETA BANK S.A									a	
, ΙΚΑΡΟΥ 5	2810338746									
PANTELAKIS SECURITIES S.A.				a		a	a	a		
57, ΕΘΝΙΚΗΣ ΑΝΤΙΣΤΑΣΕΩΣ 57, ΚΤΙΠΙΟ Β CHALANDRI	2106965000									
PIRAEUS BANK S.A.				a			a		a	
, ΑΜΕΡΙΚΗΣ 4 ΑΘΗΝΑ	2103335000									
PIRAEUS SECURITIES S. A.				a		a	a	a		a
10, ΣΤΑΔΙΟΥ 10 ΑΘΗΝΑ	2103354100									
PROCHOICE SECURITIES LTD				a	a					
57, ΛΕΩΦ.ΣΠΥΡΟΥ ΚΥΠΡΙΑΝΟΥ 57, ΑΚΙΝΗΤΑ Φ	035724661192									
SHARELINK SECURITIES & FINANCIAL SERVICES LTD				a			a			
6, HOUSE-ΘΕΟΤΟΚΗ 6 ΜΕΓΑΡΟ ΕΛΜΗΝΑ	+357 22554200									
SOCIETE GENERALE S.A.				a	a		a			
, 17 COURS VALMY, CEDEX	+157290504									
SOLIDUS SECURITIES S.A				a			a			a
64, ΛΟΥΙΖΗΣ ΠΙΑΝΚΟΥΡ 64 ΑΘΗΝΑ	2106900600									
ST. EM. LAVRENTAKIS SECURITIES S.A.				a			a			
7-9, ΣΟΦΟΚΛΕΟΥΣ 7-9 ΑΘΗΝΑ	2103213336									
THE CYPRUS INVESTMENT & SECURITIES CORPORATION LTD				a	a					
154, 1 AG. PROKOPIΟΥ & POSIDONOS 1ST FLOOR	0035722121700									
UBS EUROPE SE				a	a					
, OPERNTURM, BOCKENHEIMER LANDSTRASSE 2-4	496921790									
UBS LIMITED					a					
1, FINSBURY AVENUE LONDON	+44 2075687135									

List of Stocks under Market Making operations

Securities	Market Maker	Start Market Making	Stock Category	Suspension Status
MLS MULTIMEDIA SA (CR)				
	PIRAEUS SECURITIES S. A.	01/08/2019		
ALPHA ETF FTSE Athex Large Cap			Exchange Traded Funds (ETFs)	
	ALPHA FINANCE INVESTMENT SERVICES SINGLE MEMBER SA	02/01/1900		
	NATIONAL SECURITIES SINGLE MEMBER SA	02/01/1900		
ADMIE (IPTO) HOLDING S.A. (CR)			Main Market	
	EUROBANK EQUITIES INVESTMENT FIRM SINGLE MEMBER SA	24/05/2021		
	HELLENIC AMERICAN SECURITIES S.A.	09/03/2020		
	PIRAEUS SECURITIES S. A.	29/06/2017		
AEGEAN AIRLINES (CR)			Main Market	
	EUROBANK EQUITIES INVESTMENT FIRM SINGLE MEMBER SA	22/09/2020		
ALPHA SERVICES HOLD (CR)			Main Market	
	ALPHA FINANCE INVESTMENT SERVICES SINGLE MEMBER SA	29/02/2016		
	EUROBANK EQUITIES INVESTMENT FIRM SINGLE MEMBER SA	22/10/2006		
	GREENPOST TRADING EUROPE LTD	12/06/2023		
	HELLENIC AMERICAN SECURITIES S.A.	25/07/2014		
	LEON DEPOLAS SECURITIES S.A.	04/01/2016		
	MERIT SECURITIES S.A	03/09/2012		
	NATIONAL SECURITIES SINGLE MEMBER SA	02/01/1900		
	PIRAEUS SECURITIES S. A.	28/05/2009		
ALPHA TRUST HOLDINGS (CR)			Main Market	
	EUROBANK EQUITIES INVESTMENT FIRM SINGLE MEMBER SA	06/02/2023		
	LEON DEPOLAS SECURITIES S.A.	04/01/2021		
ALUMIL (CR)			Main Market	
	PIRAEUS SECURITIES S. A.	31/07/2023		
ANDROMEDA SA (CR)			Main Market	
	BETA SECURITIES S.A.	15/02/2021		
	OPTIMA BANK S.A.	03/04/2023		
ATTICA BANK S.A. (CR)			Main Market	
	EUROXX SECURITIES S.A.	22/01/2016		
AUSTRIACARD (CB)			Main Market	
	BETA SECURITIES S.A.	23/03/2023		
	EUROBANK EQUITIES INVESTMENT FIRM SINGLE MEMBER SA	15/05/2023		
AUTOHELLAS SA (CR)			Main Market	
	ALPHA FINANCE INVESTMENT SERVICES SINGLE MEMBER SA	01/07/2019		
	EUROXX SECURITIES S.A.	02/07/2018		
AVAX S.A. (CR)			Main Market	
	EUROBANK EQUITIES INVESTMENT FIRM SINGLE MEMBER SA	14/12/2015		
	OPTIMA BANK S.A.	04/09/2023		
	PIRAEUS SECURITIES S. A.	01/02/2021		
AVE (CR)			Main Market	
	EUROXX SECURITIES S.A.	05/06/2020		
BRIQ PROPERTIES (CR)			Main Market	
	EUROBANK EQUITIES INVESTMENT FIRM SINGLE MEMBER SA	09/09/2019		
	LEON DEPOLAS SECURITIES S.A.	22/02/2021		
	PIRAEUS SECURITIES S. A.	05/02/2024		
CC HBC AG (CR)			Main Market	
	BETA SECURITIES S.A.	08/03/2021		
	NATIONAL SECURITIES SINGLE MEMBER SA	02/01/1900		
	PIRAEUS SECURITIES S. A.	04/05/2015		
CENERGY HOLDINGS (CB)			Main Market	
	ALPHA FINANCE INVESTMENT SERVICES SINGLE MEMBER SA	02/01/2016		
	EUROBANK EQUITIES INVESTMENT FIRM SINGLE MEMBER SA	02/01/2016		
	OPTIMA BANK S.A.	14/03/2022		
	PANTELAKIS SECURITIES S.A.	27/12/2022		
CNL CAPITAL (CR)			Main Market	
	MERIT SECURITIES S.A	01/10/2018		
DIMAND (CR)			Main Market	
	ALPHA FINANCE INVESTMENT SERVICES SINGLE MEMBER SA	08/08/2022		
	EUROBANK EQUITIES INVESTMENT FIRM SINGLE MEMBER SA	08/08/2022		
	PANTELAKIS SECURITIES S.A.	15/05/2023		
EKTER SA (CR)			Main Market	
	BETA SECURITIES S.A.	26/09/2022		
	EUROBANK EQUITIES INVESTMENT FIRM SINGLE MEMBER SA	16/10/2017		
	LEON DEPOLAS SECURITIES S.A.	21/05/2018		
ELASTRON (CR)			Main Market	
	LEON DEPOLAS SECURITIES S.A.	20/02/2017		

List of Stocks under Market Making operations

Securities	Stock Category
Market Maker	Start Market Making
ELLAKTOR (CR)	Main Market
ALPHA FINANCE INVESTMENT SERVICES SINGLE MEMBER SA	18/03/2019
EUROBANK EQUITIES INVESTMENT FIRM SINGLE MEMBER SA	01/06/2012
EUROXX SECURITIES S.A.	24/09/2018
NATIONAL SECURITIES SINGLE MEMBER SA	02/01/1900
PIRAEUS SECURITIES S. A.	22/10/2018
ELTON SA (CR)	Main Market
OPTIMA BANK S.A.	30/01/2023
ELVALHALCOR (CR)	Main Market
ALPHA FINANCE INVESTMENT SERVICES SINGLE MEMBER SA	07/05/2018
BETA SECURITIES S.A.	09/01/2023
EUROBANK EQUITIES INVESTMENT FIRM SINGLE MEMBER SA	07/05/2018
ENTERSOFT (CR)	Main Market
ALPHA FINANCE INVESTMENT SERVICES SINGLE MEMBER SA	23/03/2023
EUROBANK EQUITIES INVESTMENT FIRM SINGLE MEMBER SA	22/06/2020
EUROBANK HOLDINGS (CR)	Main Market
ALPHA FINANCE INVESTMENT SERVICES SINGLE MEMBER SA	09/01/2006
EUROBANK EQUITIES INVESTMENT FIRM SINGLE MEMBER SA	01/06/2012
GREENPOST TRADING EUROPE LTD	12/06/2023
HELLENIC AMERICAN SECURITIES S.A.	25/07/2014
LEON DEPOLAS SECURITIES S.A.	30/11/2018
MERIT SECURITIES S.A	06/11/2017
NATIONAL SECURITIES SINGLE MEMBER SA	02/01/1900
PIRAEUS SECURITIES S. A.	28/09/2009
EUROCONSULTANTS S.A. (CR)	Main Market
OPTIMA BANK S.A.	01/02/2023
EYDAP S.A. (CR)	Main Market
ALPHA FINANCE INVESTMENT SERVICES SINGLE MEMBER SA	27/01/2020
EUROBANK EQUITIES INVESTMENT FIRM SINGLE MEMBER SA	10/06/2019
FOURLIS (CR)	Main Market
EUROBANK EQUITIES INVESTMENT FIRM SINGLE MEMBER SA	01/12/2016
PIRAEUS SECURITIES S. A.	06/03/2017
GEK TERNA (CR)	Main Market
BETA SECURITIES S.A.	08/03/2021
EUROBANK EQUITIES INVESTMENT FIRM SINGLE MEMBER SA	24/05/2021
PIRAEUS SECURITIES S. A.	29/08/2019
GR. SARANTIS S.A. (CR)	Main Market
BETA SECURITIES S.A.	14/05/2012
EUROBANK EQUITIES INVESTMENT FIRM SINGLE MEMBER SA	24/10/2016
HELLENIC EXCHANGES-A.S.E. (CR)	Main Market
HELLENIC AMERICAN SECURITIES S.A.	01/09/2014
NATIONAL SECURITIES SINGLE MEMBER SA	02/01/1900
PIRAEUS SECURITIES S. A.	04/05/2015
HELLENIQ ENERGY (CR)	Main Market
ALPHA FINANCE INVESTMENT SERVICES SINGLE MEMBER SA	07/11/2023
EUROBANK EQUITIES INVESTMENT FIRM SINGLE MEMBER SA	01/11/2023
HELLENIC AMERICAN SECURITIES S.A.	14/09/2015
PIRAEUS SECURITIES S. A.	20/03/2017
IDEAL HOLDINGS (CR)	Main Market
EUROBANK EQUITIES INVESTMENT FIRM SINGLE MEMBER SA	07/06/2021
PIRAEUS SECURITIES S. A.	07/06/2021
INTERCONTINENTAL (CR)	Main Market
LEON DEPOLAS SECURITIES S.A.	03/06/2019
INTERLIFE G.C.I.(CR)	Main Market
BETA SECURITIES S.A.	24/10/2022
PIRAEUS SECURITIES S. A.	22/01/2024
INTERWOOD-XYLEMPORIA (CR)	Main Market
EUROBANK EQUITIES INVESTMENT FIRM SINGLE MEMBER SA	05/07/2021
PANTELAKIS SECURITIES S.A.	01/07/2021
INTRAKAT (CR)	Main Market
BETA SECURITIES S.A.	04/10/2021
PANTELAKIS SECURITIES S.A.	10/10/2022
JUMBO SA (CR)	Main Market
BETA SECURITIES S.A.	01/02/2021
EUROBANK EQUITIES INVESTMENT FIRM SINGLE MEMBER SA	25/05/2020
GREENPOST TRADING EUROPE LTD	12/06/2023
MERIT SECURITIES S.A	06/11/2017
PIRAEUS SECURITIES S. A.	06/03/2017

List of Stocks under Market Making operations

Securities	Stock Category
Market Maker	Start Market Making
KLOUKINAS - LAPPAS SA (CR)	Main Market
OPTIMA BANK S.A.	02/01/2023
KRI-KRI S.A. (CR)	Main Market
EUROBANK EQUITIES INVESTMENT FIRM SINGLE MEMBER SA	07/05/2018
LEON DEPOLAS SECURITIES S.A.	16/01/2017
PIRAEUS SECURITIES S. A.	11/12/2023
LAMDA DEVELOPMENT SA (CR)	Main Market
EUROBANK EQUITIES INVESTMENT FIRM SINGLE MEMBER SA	08/12/2014
PANTELAKIS SECURITIES S.A.	06/11/2017
PIRAEUS SECURITIES S. A.	29/06/2017
LAMPASA HOTEL SA (CR)	Main Market
LEON DEPOLAS SECURITIES S.A.	16/01/2017
MOTODYNAMICS S.A. (CR)	Main Market
OPTIMA BANK S.A.	25/08/2023
MOTOR OIL (CR)	Main Market
BETA SECURITIES S.A.	08/03/2021
EUROBANK EQUITIES INVESTMENT FIRM SINGLE MEMBER SA	22/10/2006
GREENPOST TRADING EUROPE LTD	12/06/2023
LEON DEPOLAS SECURITIES S.A.	01/04/2019
MERIT SECURITIES S.A	25/02/2019
NATIONAL SECURITIES SINGLE MEMBER SA	02/01/1900
PIRAEUS SECURITIES S. A.	04/05/2015
MPLE KEDROS (CR)	Main Market
OPTIMA BANK S.A.	08/11/2023
OPTIMA BANK S.A.	16/10/2023
MYTILINEOS (CR)	Main Market
ALPHA FINANCE INVESTMENT SERVICES SINGLE MEMBER SA	15/04/2019
BETA SECURITIES S.A.	11/04/2022
EUROBANK EQUITIES INVESTMENT FIRM SINGLE MEMBER SA	20/09/2017
GREENPOST TRADING EUROPE LTD	12/06/2023
MERIT SECURITIES S.A	25/02/2019
NATIONAL SECURITIES SINGLE MEMBER SA	02/01/1900
PIRAEUS SECURITIES S. A.	04/05/2015
NAFPAKTOS TEXTILE (CR)	Main Market
OPTIMA BANK S.A.	29/01/2024
NATIONAL BANK (CR)	Main Market
ALPHA FINANCE INVESTMENT SERVICES SINGLE MEMBER SA	09/01/2006
EUROBANK EQUITIES INVESTMENT FIRM SINGLE MEMBER SA	22/10/2006
GREENPOST TRADING EUROPE LTD	12/06/2023
HELLENIC AMERICAN SECURITIES S.A.	25/07/2014
LEON DEPOLAS SECURITIES S.A.	20/05/2015
MERIT SECURITIES S.A	03/09/2012
NATIONAL SECURITIES SINGLE MEMBER SA	02/01/1900
PIRAEUS SECURITIES S. A.	08/09/2008
OPAP (CR)	Main Market
ALPHA FINANCE INVESTMENT SERVICES SINGLE MEMBER SA	09/01/2006
BETA SECURITIES S.A.	11/04/2022
EUROBANK EQUITIES INVESTMENT FIRM SINGLE MEMBER SA	22/10/2006
GREENPOST TRADING EUROPE LTD	12/06/2023
HELLENIC AMERICAN SECURITIES S.A.	25/07/2014
MERIT SECURITIES S.A	20/03/2017
NATIONAL SECURITIES SINGLE MEMBER SA	02/01/1900
PIRAEUS SECURITIES S. A.	04/05/2015
OPTIMA BANK (CR)	Main Market
ALPHA FINANCE INVESTMENT SERVICES SINGLE MEMBER SA	12/12/2023
EUROBANK EQUITIES INVESTMENT FIRM SINGLE MEMBER SA	11/12/2023
OPTIMA BANK S.A.	06/11/2023
ORILINA PROPERTIES REIC (CR)	Main Market
EUROBANK EQUITIES INVESTMENT FIRM SINGLE MEMBER SA	11/12/2023
LEON DEPOLAS SECURITIES S.A.	11/12/2023

List of Stocks under Market Making operations

Securities	Stock Category
Market Maker	Start Market Making
OTE (CR)	Main Market
ALPHA FINANCE INVESTMENT SERVICES SINGLE MEMBER SA	09/01/2006
BETA SECURITIES S.A.	11/04/2022
EUROBANK EQUITIES INVESTMENT FIRM SINGLE MEMBER SA	22/10/2006
GREENPOST TRADING EUROPE LTD	12/06/2023
HELLENIC AMERICAN SECURITIES S.A.	25/07/2014
LEON DEPOLAS SECURITIES S.A.	20/04/2015
MERIT SECURITIES S.A	20/03/2017
NATIONAL SECURITIES SINGLE MEMBER SA	02/01/1900
PIRAEUS SECURITIES S. A.	08/09/2008
P.P.A. S.A. (CR)	Main Market
EUROBANK EQUITIES INVESTMENT FIRM SINGLE MEMBER SA	06/02/2019
PAPOUTSANIS (CR)	Main Market
ALPHA FINANCE INVESTMENT SERVICES SINGLE MEMBER SA	19/11/2018
BETA SECURITIES S.A.	25/11/2013
PETROPOULOS PETROS (CR)	Main Market
EUROBANK EQUITIES INVESTMENT FIRM SINGLE MEMBER SA	01/04/2019
PANTELAKIS SECURITIES S.A.	16/03/2020
PIRAEUS FINANCIAL HOLD (CR)	Main Market
ALPHA FINANCE INVESTMENT SERVICES SINGLE MEMBER SA	15/04/2019
EUROBANK EQUITIES INVESTMENT FIRM SINGLE MEMBER SA	22/10/2006
EUROXX SECURITIES S.A.	15/02/2016
GREENPOST TRADING EUROPE LTD	12/06/2023
HELLENIC AMERICAN SECURITIES S.A.	25/07/2014
LEON DEPOLAS SECURITIES S.A.	30/11/2018
MERIT SECURITIES S.A	16/09/2013
NATIONAL SECURITIES SINGLE MEMBER SA	02/01/1900
PIRAEUS SECURITIES S. A.	16/02/2009
PPC (CR)	Main Market
ALPHA FINANCE INVESTMENT SERVICES SINGLE MEMBER SA	09/01/2006
BETA SECURITIES S.A.	01/02/2021
EUROBANK EQUITIES INVESTMENT FIRM SINGLE MEMBER SA	22/10/2006
GREENPOST TRADING EUROPE LTD	12/06/2023
HELLENIC AMERICAN SECURITIES S.A.	01/09/2014
MERIT SECURITIES S.A	06/11/2017
NATIONAL SECURITIES SINGLE MEMBER SA	02/01/1900
PIRAEUS SECURITIES S. A.	28/09/2009
PREMIA (CR)	Main Market
BETA SECURITIES S.A.	01/06/2021
LEON DEPOLAS SECURITIES S.A.	05/12/2022
PANTELAKIS SECURITIES S.A.	23/12/2021
PROFILE SA (CR)	Main Market
OPTIMA BANK S.A.	03/04/2023
PANTELAKIS SECURITIES S.A.	01/07/2019
QUALITY & RELIABILITY SA (CR)	Main Market
OPTIMA BANK S.A.	03/01/2023
QUEST HOLDINGS (CR)	Main Market
BETA SECURITIES S.A.	26/03/2018
EUROBANK EQUITIES INVESTMENT FIRM SINGLE MEMBER SA	28/01/2019
REVOIL (CR)	Main Market
BETA SECURITIES S.A.	26/06/2023
SIDMA STEEL (CR)	Main Market
OPTIMA BANK S.A.	25/05/2023
SPACE HELLAS SA (CR)	Main Market
MERIT SECURITIES S.A	09/12/2022
TECHNICAL OLYMPIC SA (CR)	Main Market
OPTIMA BANK S.A.	05/07/2023
TERNA ENERGY (CR)	Main Market
EUROBANK EQUITIES INVESTMENT FIRM SINGLE MEMBER SA	24/05/2021
PIRAEUS SECURITIES S. A.	09/12/2019
THRACE PLASTICS SA (CR)	Main Market
ALPHA FINANCE INVESTMENT SERVICES SINGLE MEMBER SA	26/03/2018
EUROBANK EQUITIES INVESTMENT FIRM SINGLE MEMBER SA	26/03/2018
TITAN CEMENT (CB)	Main Market
BETA SECURITIES S.A.	01/02/2021
EUROBANK EQUITIES INVESTMENT FIRM SINGLE MEMBER SA	06/11/2019
PIRAEUS SECURITIES S. A.	18/01/2021

List of Stocks under Market Making operations

Securities	Market Maker	Start Market Making	Stock Category
TRADE ESTATES REIC (CR)			Main Market
	EUROBANK EQUITIES INVESTMENT FIRM SINGLE MEMBER SA	08/11/2023	
	EUROBANK EQUITIES INVESTMENT FIRM SINGLE MEMBER SA	10/11/2023	
	PANTELAKIS SECURITIES S.A.	08/11/2023	
	PANTELAKIS SECURITIES S.A.	10/11/2023	
TZIRAKIAN PROFIL (CR)			Main Market
	LEON DEPOLAS SECURITIES S.A.	19/07/2021	
VIOHALCO SA/NV (CB)			Main Market
	ALPHA FINANCE INVESTMENT SERVICES SINGLE MEMBER SA	11/03/2008	
	EUROBANK EQUITIES INVESTMENT FIRM SINGLE MEMBER SA	04/03/2014	
	MERIT SECURITIES S.A	17/03/2014	

Underlying Asset				Derivatives Market													
Price max	Price min	Closing price	change	Delivery Month	Open price	Price max	Price min	Last price	Closing price	Last Bid	Last Ask	Fixing price*	Life high	Life low	Trades	Volume	Open Interest
FTSE/Athex Large Cap				(Trade Unit: 1 Index Point x 2E, Cash Settlement)													
3,463.26	3,407.76	3,462.47	1.40%	March 2024	3,415.00	3,471.00	3,415.00	3,470.00	3,470.00	---	---		3,471.00	---	255	848	4,543
				April 2024	3,409.50	3,449.00	3,409.50	3,449.00	3,449.00	---	---		3,449.00	---	4	23	47
				May 2024	---	---	---	---	3,432.00	---	---		---	---	---	---	---
				June 2024	---	---	---	---	3,438.50	---	---		---	---	---	---	---
				September 2024	---	---	---	---	3,456.00	---	---		---	---	---	---	---
				December 2024	---	---	---	---	3,473.25	---	---		---	---	---	---	---
FTSE/Athex Banks				(Trade Unit: 1 Index Point x 15E, Cash Settlement)													
1,240.55	1,219.25	1,240.55	1.18%	March 2024	1,229.00	1,229.00	1,229.00	1,229.00	1,229.00	---	---		1,250.00	---	1	5	1,530
				June 2024	---	---	---	---	1,234.75	---	---		---	---	---	---	---
				September 2024	---	---	---	---	1,240.75	---	---		---	---	---	---	---
				December 2024	---	---	---	---	1,247.00	---	---		---	---	---	---	---
MSCI GREECE REBASED				(Trade Unit: 1 Index Point x 2E, Cash Settlement)													
5,587.77	5,476.70	5,587.77	1.70%	March 2024	---	---	---	---	5,477.50	---	---		5,535.25	---	---	---	202
				April 2024	---	---	---	---	5,469.00	---	---		5,500.00	---	---	---	130
				May 2024	---	---	---	---	5,469.00	---	---		5,547.00	---	---	---	10
				June 2024	---	---	---	---	5,459.50	---	---		5,463.25	---	---	---	10
				July 2024	---	---	---	---	5,541.25	---	---		---	---	---	---	---
				August 2024	---	---	---	---	5,549.75	---	---		---	---	---	---	---
				September 2024	---	---	---	---	5,560.50	---	---		---	---	---	---	---
				December 2024	---	---	---	---	5,588.25	---	---		---	---	---	---	---

Derivatives notes

Fixing prices and final open positions can be retrieved from the following path <http://www.helex.gr/el/web/guest/statistics-end-of-day-derivatives>

Underlying Asset				Derivatives Market													
Price max	Price min	Closing price	change	Delivery Month	Open price	Price max	Price min	Last price	Closing price	Last Bid	Last Ask	Fixing price*	Life high	Life low	Trades	Volume	Open Interest
ADMIE (IPTO) HOLDING S.A. (CR)				(Contract Size: 100 Securities, Physical Delivery)													
2.42	2.33	2.42	2.98%	March 2024	2.36	2.43	2.34	2.43	2.43	---	---	---	2.43	---	81	896	32,385
				June 2024	2.40	2.40	2.40	2.40	2.40	---	---	---	2.40	---	2	20	649
				September 2024	---	---	---	---	2.38	---	---	---	---	---	---	---	---
				December 2024	---	---	---	---	2.39	---	---	---	---	---	---	---	---
AEGEAN AIRLINES (CR)				(Contract Size: 100 Securities, Physical Delivery)													
12.5	12.28	12.46	1.30%	March 2024	12.45	12.51	12.31	12.51	12.51	---	---	---	12.85	---	40	182	6,490
				June 2024	---	---	---	---	12.39	---	---	---	---	---	---	---	---
				September 2024	---	---	---	---	12.45	---	---	---	---	---	---	---	---
				December 2024	---	---	---	---	12.51	---	---	---	---	---	---	---	---
ALPHA SERVICES HOLD (CR)				(Contract Size: 100 Securities, Physical Delivery)													
1.717	1.675	1.717	2.02%	March 2024	1.69	1.72	1.68	1.72	1.72	---	---	---	1.78	---	140	4,462	173,241
				June 2024	1.71	1.72	1.71	1.71	1.71	---	---	---	1.74	---	10	1,510	2,000
				September 2024	---	---	---	---	1.70	---	---	---	---	---	---	---	---
				December 2024	---	---	---	---	1.71	---	---	---	---	---	---	---	---
AUTOHELLAS SA (CR)				(Contract Size: 100 Securities, Physical Delivery)													
13.84	13.74	13.82	0.29%	March 2024	---	---	---	---	13.63	---	---	---	13.95	---	---	---	253
				June 2024	---	---	---	---	13.88	---	---	---	---	---	---	---	---
				September 2024	---	---	---	---	13.95	---	---	---	---	---	---	---	---
				December 2024	---	---	---	---	14.02	---	---	---	---	---	---	---	---
AVAX S.A. (CR)				(Contract Size: 100 Securities, Physical Delivery)													
1.802	1.756	1.774	-1.00%	March 2024	1.79	1.80	1.77	1.79	1.79	---	---	---	1.96	---	10	54	1,437
				June 2024	---	---	---	---	1.80	---	---	---	---	---	---	---	---
				September 2024	---	---	---	---	1.81	---	---	---	---	---	---	---	---
				December 2024	---	---	---	---	1.82	---	---	---	---	---	---	---	---
CC HBC AG (CR)				(Contract Size: 100 Securities, Physical Delivery)													
29	28.69	28.75	0.14%	March 2024	28.67	28.94	28.67	28.89	28.89	---	---	---	28.99	---	13	48	150
				June 2024	---	---	---	---	28.91	---	---	---	---	---	---	---	---
				September 2024	---	---	---	---	29.06	---	---	---	---	---	---	---	---
				December 2024	---	---	---	---	29.20	---	---	---	---	---	---	---	---
CENERGY HOLDINGS (CB)				(Contract Size: 100 Securities, Physical Delivery)													
7.17	7.02	7.16	-0.14%	March 2024	7.05	7.17	7.04	7.17	7.17	---	---	---	7.60	---	10	77	5,247
				June 2024	---	---	---	---	7.22	---	---	---	---	---	---	---	---
				September 2024	---	---	---	---	7.26	---	---	---	---	---	---	---	---
				December 2024	---	---	---	---	7.29	---	---	---	---	---	---	---	---

Derivatives notes

Fixing prices and final open positions can be retrieved from the following path <http://www.helex.gr/el/web/guest/statistics-end-of-day-derivatives>

Underlying Asset				Derivatives Market													
Price max	Price min	Closing price	change	Delivery Month	Open price	Price max	Price min	Last price	Closing price	Last Bid	Last Ask	Fixing price*	Life high	Life low	Trades	Volume	Open Interest
ELLAKTOR (CR)				(Contract Size: 100 Securities, Physical Delivery)													
2.78	2.67	2.77	3.75%	March 2024	2.69	2.80	2.69	2.79	2.79	---	---	---	2.84	---	80	336	4,519
				June 2024	---	---	---	---	2.69	---	---	---	---	---	---	---	---
				September 2024	---	---	---	---	2.70	---	---	---	---	---	---	---	---
				December 2024	---	---	---	---	2.72	---	---	---	---	---	---	---	---
ELVALHALCOR (CR)				(Contract Size: 100 Securities, Physical Delivery)													
2.29	2.235	2.29	0.00%	March 2024	2.26	2.31	2.25	2.31	2.31	---	---	---	2.44	---	61	225	5,559
				June 2024	---	---	---	---	2.33	---	---	---	2.28	---	---	---	40
				September 2024	---	---	---	---	2.32	---	---	---	---	---	---	---	---
				December 2024	---	---	---	---	2.33	---	---	---	---	---	---	---	---
EUROBANK HOLDINGS (CR)				(Contract Size: 100 Securities, Physical Delivery)													
1.92	1.884	1.92	1.05%	March 2024	1.89	1.92	1.89	1.92	1.92	---	---	---	1.95	---	26	780	28,511
				June 2024	---	---	---	---	1.91	---	---	---	---	---	---	---	---
				September 2024	---	---	---	---	1.92	---	---	---	---	---	---	---	---
				December 2024	---	---	---	---	1.93	---	---	---	---	---	---	---	---
EYDAP S.A. (CR)				(Contract Size: 100 Securities, Physical Delivery)													
5.85	5.7	5.78	-0.34%	March 2024	5.85	5.85	5.75	5.78	5.78	---	---	---	6.35	---	14	52	4,151
				June 2024	---	---	---	---	5.84	---	---	---	---	---	---	---	---
				September 2024	---	---	---	---	5.87	---	---	---	---	---	---	---	---
				December 2024	---	---	---	---	5.90	---	---	---	---	---	---	---	---
FOURLIS (CR)				(Contract Size: 100 Securities, Physical Delivery)													
4.195	4.135	4.19	-0.12%	March 2024	4.23	4.23	4.23	4.23	4.23	---	---	---	4.46	---	1	5	1,532
				June 2024	---	---	---	---	4.22	---	---	---	---	---	---	---	---
				September 2024	---	---	---	---	4.25	---	---	---	---	---	---	---	---
				December 2024	---	---	---	---	4.27	---	---	---	---	---	---	---	---
GEK TERNA (CR)				(Contract Size: 100 Securities, Physical Delivery)													
14.5	14.32	14.44	0.28%	March 2024	14.40	14.49	14.40	14.46	14.46	---	---	---	14.86	---	11	61	11,552
				June 2024	---	---	---	---	14.61	---	---	---	14.72	---	---	---	757
				September 2024	---	---	---	---	14.57	---	---	---	---	---	---	---	---
				December 2024	---	---	---	---	14.65	---	---	---	---	---	---	---	---
HELLENIC EXCHANGES-A.S.E. (CR)				(Contract Size: 100 Securities, Physical Delivery)													
5.67	5.55	5.66	1.07%	March 2024	5.60	5.71	5.60	5.71	5.71	---	---	---	5.94	---	30	157	10,191
				June 2024	---	---	---	---	5.64	---	---	---	---	---	---	---	---
				September 2024	---	---	---	---	5.67	---	---	---	---	---	---	---	---
				December 2024	---	---	---	---	5.70	---	---	---	---	---	---	---	---

Derivatives notes

Fixing prices and final open positions can be retrieved from the following path <http://www.helex.gr/el/web/guest/statistics-end-of-day-derivatives>

Underlying Asset				Derivatives Market													
Price max	Price min	Closing price	change	Delivery Month	Open price	Price max	Price min	Last price	Closing price	Last Bid	Last Ask	Fixing price*	Life high	Life low	Trades	Volume	Open Interest
HELLENiQ ENERGY (CR)																	
(Contract Size: 100 Securities, Physical Delivery)																	
8.1	7.9	7.95	0.76%	March 2024	7.97	8.12	7.97	8.00	8.00	---	---	---	8.12	---	153	817	6,562
				June 2024	8.10	8.18	8.10	8.18	8.18	---	---	---	8.18	---	3	150	55
				September 2024	---	---	---	---	7.99	---	---	---	---	---	---	---	---
				December 2024	---	---	---	---	8.03	---	---	---	---	---	---	---	---
INTRACOM HOLDINGS (CR)																	
(Contract Size: 100 Securities, Physical Delivery)																	
4.315	4.11	4.315	4.35%	March 2024	4.11	4.33	4.11	4.32	4.32	---	---	---	4.33	---	199	1,302	9,494
				June 2024	---	---	---	---	4.20	---	---	---	4.24	---	---	---	100
				September 2024	---	---	---	---	4.18	---	---	---	---	---	---	---	---
				December 2024	---	---	---	---	4.21	---	---	---	---	---	---	---	---
INTRAKAT (CR)																	
(Contract Size: 100 Securities, Physical Delivery)																	
5.26	5.1	5.2	1.96%	March 2024	5.12	5.24	5.12	5.17	5.17	---	---	---	5.24	---	50	307	3,570
				June 2024	5.15	5.25	5.15	5.21	5.21	---	---	---	5.25	---	14	245	275
				September 2024	---	---	---	---	5.16	---	---	---	---	---	---	---	---
				December 2024	---	---	---	---	5.19	---	---	---	---	---	---	---	---
JUMBO SA (CR)																	
(Contract Size: 100 Securities, Physical Delivery)																	
27.76	26.68	27.74	3.97%	March 2024	27.44	27.75	27.44	27.75	27.75	---	---	---	28.00	---	5	17	655
				June 2024	---	---	---	---	26.87	---	---	---	---	---	---	---	---
				September 2024	---	---	---	---	27.00	---	---	---	---	---	---	---	---
				December 2024	---	---	---	---	27.14	---	---	---	---	---	---	---	---
LAMDA DEVELOPMENT SA (CR)																	
(Contract Size: 100 Securities, Physical Delivery)																	
7.07	6.94	7.035	0.07%	March 2024	7.04	7.06	6.99	7.06	7.06	---	---	---	7.37	---	13	35	6,762
				June 2024	---	---	---	---	7.08	---	---	---	---	---	---	---	---
				September 2024	---	---	---	---	7.11	---	---	---	---	---	---	---	---
				December 2024	---	---	---	---	7.15	---	---	---	---	---	---	---	---
MIG (CR)																	
(Contract Size: 100 Securities, Physical Delivery)																	
4.425	4.28	4.35	-1.81%	March 2024	---	---	---	---	4.44	---	---	---	5.30	---	---	---	106
				June 2024	---	---	---	---	4.46	---	---	---	---	---	---	---	---
				September 2024	---	---	---	---	4.48	---	---	---	---	---	---	---	---
				December 2024	---	---	---	---	4.51	---	---	---	---	---	---	---	---
MOTOR OIL (CR)																	
(Contract Size: 100 Securities, Physical Delivery)																	
28	26.92	28	2.94%	March 2024	27.10	28.09	27.10	28.09	28.09	---	---	---	28.09	---	31	139	485
				June 2024	---	---	---	---	27.39	---	---	---	---	---	---	---	---
				September 2024	---	---	---	---	27.53	---	---	---	---	---	---	---	---
				December 2024	---	---	---	---	27.67	---	---	---	---	---	---	---	---

Derivatives notes

Fixing prices and final open positions can be retrieved from the following path <http://www.helex.gr/el/web/guest/statistics-end-of-day-derivatives>

Underlying Asset				Derivatives Market													
Price max	Price min	Closing price	change	Delivery Month	Open price	Price max	Price min	Last price	Closing price	Last Bid	Last Ask	Fixing price*	Life high	Life low	Trades	Volume	Open Interest
MYTILINEOS (CR)																	
(Contract Size: 100 Securities, Physical Delivery)																	
37.42	36.9	37.42	1.08%	March 2024	37.11	37.54	37.04	37.50	37.50	---	---	---	39.80	---	41	113	4,333
				June 2024	---	---	---	---	37.28	---	---	---	---	---	---	---	---
				September 2024	---	---	---	---	37.47	---	---	---	---	---	---	---	---
				December 2024	---	---	---	---	37.65	---	---	---	---	---	---	---	---
NATIONAL BANK (CR)																	
(Contract Size: 100 Securities, Physical Delivery)																	
7.23	7.1	7.23	0.98%	March 2024	7.15	7.24	7.10	7.24	7.24	---	---	---	7.35	---	36	159	16,083
				June 2024	---	---	---	---	7.21	---	---	---	---	---	---	---	---
				September 2024	---	---	---	---	7.25	---	---	---	---	---	---	---	---
				December 2024	---	---	---	---	7.28	---	---	---	---	---	---	---	---
OPAP (CR)																	
(Contract Size: 100 Securities, Physical Delivery)																	
16.5	16.22	16.45	0.86%	March 2024	16.34	16.43	16.28	16.43	16.43	---	---	---	16.61	---	5	30	962
				June 2024	---	---	---	---	16.42	---	---	---	---	---	---	---	---
				September 2024	---	---	---	---	16.51	---	---	---	---	---	---	---	---
				December 2024	---	---	---	---	16.59	---	---	---	---	---	---	---	---
OPTIMA BANK (CR)																	
(Contract Size: 100 Securities, Physical Delivery)																	
7.7	7.58	7.69	-0.13%	March 2024	---	---	---	---	7.60	---	---	---	7.80	---	---	---	86
				June 2024	---	---	---	---	7.75	---	---	---	---	---	---	---	---
				September 2024	---	---	---	---	7.79	---	---	---	---	---	---	---	---
				December 2024	---	---	---	---	7.83	---	---	---	---	---	---	---	---
OTE (CR)																	
(Contract Size: 100 Securities, Physical Delivery)																	
13.94	13.46	13.93	3.49%	March 2024	13.62	13.97	13.54	13.97	13.97	---	---	---	13.97	---	215	1,198	9,637
				June 2024	---	---	---	---	13.55	---	---	---	---	---	---	---	---
				September 2024	---	---	---	---	13.62	---	---	---	---	---	---	---	---
				December 2024	---	---	---	---	13.69	---	---	---	---	---	---	---	---
P.P.A. S.A. (CR)																	
(Contract Size: 100 Securities, Physical Delivery)																	
25.8	24.85	24.9	-3.11%	March 2024	---	---	---	---	25.49	---	---	---	25.49	---	---	---	108
				June 2024	---	---	---	---	25.88	---	---	---	---	---	---	---	---
				September 2024	---	---	---	---	26.01	---	---	---	---	---	---	---	---
				December 2024	---	---	---	---	26.14	---	---	---	---	---	---	---	---
PIRAEUS FINANCIAL HOLD (CR)																	
(Contract Size: 100 Securities, Physical Delivery)																	
3.978	3.912	3.978	0.71%	March 2024	3.96	3.99	3.92	3.98	3.98	---	---	---	4.01	---	125	4,250	80,389
				June 2024	---	---	---	---	3.92	---	---	---	4.00	---	---	---	18
				September 2024	---	---	---	---	4.00	---	---	---	---	---	---	---	---
				December 2024	---	---	---	---	4.02	---	---	---	---	---	---	---	---

Derivatives notes

Fixing prices and final open positions can be retrieved from the following path <http://www.helex.gr/el/web/guest/statistics-end-of-day-derivatives>

Underlying Asset				Derivatives Market													
Price max	Price min	Closing price	change	Delivery Month	Open price	Price max	Price min	Last price	Closing price	Last Bid	Last Ask	Fixing price*	Life high	Life low	Trades	Volume	Open Interest
PPC (CR)				(Contract Size: 100 Securities, Physical Delivery)													
11.97	11.78	11.97	1.61%	March 2024	11.84	12.05	11.83	12.01	12.01	---	---	---	12.76	---	86	499	29,506
				June 2024	12.12	12.12	12.10	12.10	12.10	---	---	---	12.75	---	2	51	435
				September 2024	---	---	---	---	11.92	---	---	---	---	---	---	---	---
				December 2024	---	---	---	---	11.98	---	---	---	---	---	---	---	---
QUEST HOLDINGS (CR)				(Contract Size: 100 Securities, Physical Delivery)													
5.31	5.17	5.26	1.94%	March 2024	---	---	---	---	5.18	---	---	---	5.70	---	---	---	224
				June 2024	---	---	---	---	5.20	---	---	---	---	---	---	---	---
				September 2024	---	---	---	---	5.22	---	---	---	---	---	---	---	---
				December 2024	---	---	---	---	5.25	---	---	---	---	---	---	---	---
TERNA ENERGY (CR)				(Contract Size: 100 Securities, Physical Delivery)													
15.54	15.28	15.52	1.04%	March 2024	15.47	15.69	15.37	15.64	15.64	---	---	---	16.55	---	105	519	19,903
				June 2024	---	---	---	---	15.47	---	---	---	---	---	---	---	---
				September 2024	---	---	---	---	15.55	---	---	---	---	---	---	---	---
				December 2024	---	---	---	---	15.62	---	---	---	---	---	---	---	---
TITAN CEMENT (CB)				(Contract Size: 100 Securities, Physical Delivery)													
25.4	24.85	24.95	0.60%	March 2024	---	---	---	---	24.76	---	---	---	25.67	---	---	---	218
				June 2024	24.99	24.99	24.99	24.99	24.99	---	---	---	24.99	---	1	1	---
				September 2024	---	---	---	---	25.10	---	---	---	---	---	---	---	---
				December 2024	---	---	---	---	25.22	---	---	---	---	---	---	---	---
VIOHALCO SA/NV (CB)				(Contract Size: 100 Securities, Physical Delivery)													
6.12	6.05	6.1	0.49%	March 2024	6.12	6.22	6.10	6.15	6.15	---	---	---	6.62	---	36	148	5,259
				June 2024	---	---	---	---	6.11	---	---	---	---	---	---	---	---
				September 2024	---	---	---	---	6.14	---	---	---	---	---	---	---	---
				December 2024	---	---	---	---	6.17	---	---	---	---	---	---	---	---

Derivatives notes

Fixing prices and final open positions can be retrieved from the following path <http://www.helex.gr/el/web/guest/statistics-end-of-day-derivatives>

FTSE/Athex Large Cap

(Trade Unit: 1 Index Point x 2€ - Exercise Style: European, Cash Settlement)

Call Options															Put Options																				
March 2024								April 2024							Other Months		March 2024								April 2024							Other Months		Exercise Price	
Open price	Price max	Price min	Last price	Closing price	Volume	Open Interest	Open price	Price max	Price min	Last price	Closing price	Volume	Open Interest	Volume	Open Interest	Open price	Price max	Price min	Last price	Closing price	Volume	Open Interest	Open price	Price max	Price min	Last price	Closing price	Volume	Open Interest	Volume	Open Interest				
2,200	0.00	0.00	0.00	-	1,212.00	-	-	-	-	-	-	-	-	-	-	0.00	0.00	0.00	-	0.01	-	-	-	-	-	-	-	-	-	-	-	2,200			
2,250	0.00	0.00	0.00	-	1,162.00	-	-	-	-	-	-	-	-	-	-	0.00	0.00	0.00	-	0.01	-	-	-	-	-	-	-	-	-	-	-	2,250			
2,300	0.00	0.00	0.00	-	1,112.00	-	-	-	-	-	-	-	-	-	-	0.00	0.00	0.00	-	0.01	-	-	-	-	-	-	-	-	-	-	-	2,300			
2,350	0.00	0.00	0.00	-	1,062.00	-	-	-	-	-	-	-	-	-	-	0.00	0.00	0.00	-	0.01	-	-	-	-	-	-	-	-	-	-	-	2,350			
2,400	0.00	0.00	0.00	-	1,012.00	-	-	-	-	-	-	-	-	-	-	0.00	0.00	0.00	-	0.01	-	-	-	-	-	-	-	-	-	-	-	2,400			
2,450	0.00	0.00	0.00	-	962.00	-	-	-	-	-	-	-	-	-	-	0.00	0.00	0.00	-	0.01	-	-	-	-	-	-	-	-	-	-	-	2,450			
2,500	0.00	0.00	0.00	-	912.00	-	-	-	-	-	-	-	-	-	-	0.00	0.00	0.00	-	0.01	-	-	-	-	-	-	-	-	-	-	-	2,500			
2,550	0.00	0.00	0.00	-	862.00	-	-	-	-	-	-	-	-	-	-	0.00	0.00	0.00	-	0.01	-	-	-	-	-	-	-	-	-	-	-	2,550			
2,600	0.00	0.00	0.00	-	812.00	-	-	-	-	-	-	-	-	-	-	0.00	0.00	0.00	-	0.01	-	-	-	-	-	-	-	-	-	-	-	2,600			
2,650	0.00	0.00	0.00	-	762.00	-	-	-	-	-	-	-	-	-	-	0.00	0.00	0.00	-	0.01	-	-	-	-	-	-	-	-	-	-	-	2,650			
2,700	0.00	0.00	0.00	-	712.00	-	-	-	-	-	-	-	-	-	-	0.00	0.00	0.00	-	0.01	-	-	-	-	-	-	-	-	-	-	-	2,700			
2,750	0.00	0.00	0.00	-	662.00	-	-	-	-	-	-	-	-	-	-	0.00	0.00	0.00	-	0.01	-	-	-	-	-	-	-	-	-	-	-	2,750			
2,800	0.00	0.00	0.00	-	613.00	-	-	-	-	-	-	-	-	-	-	0.00	0.00	0.00	-	0.01	-	-	-	-	-	-	-	-	-	-	-	2,800			
2,850	0.00	0.00	0.00	-	563.00	-	-	-	-	-	-	-	-	-	-	0.00	0.00	0.00	-	0.02	-	-	-	-	-	-	-	-	-	-	-	2,850			
2,900	0.00	0.00	0.00	-	513.00	-	-	-	-	-	-	-	-	-	-	0.00	0.00	0.00	-	0.07	-	-	-	-	-	-	-	-	-	-	-	2,900			
2,950	0.00	0.00	0.00	-	463.00	-	-	-	-	-	-	-	-	-	-	0.00	0.00	0.00	-	0.20	-	-	-	-	-	-	-	-	-	-	-	2,950			
3,000	0.00	0.00	0.00	-	413.00	-	-	0.00	0.00	0.00	-	415.00	-	-	-	0.00	0.00	0.00	-	0.52	-	-	0.00	0.00	0.00	-	6.70	-	-	-	3,000				
3,050	0.00	0.00	0.00	-	364.00	-	-	0.00	0.00	0.00	-	369.00	-	-	-	0.00	0.00	0.00	-	1.30	-	-	0.00	0.00	0.00	-	10.75	-	-	-	3,050				
3,100	0.00	0.00	0.00	-	316.00	-	-	0.00	0.00	0.00	-	325.00	-	-	-	0.00	0.00	0.00	-	2.80	-	-	0.00	0.00	0.00	-	16.25	-	-	-	3,100				
3,150	0.00	0.00	0.00	-	269.00	-	-	0.00	0.00	0.00	-	283.00	-	-	-	0.00	0.00	0.00	-	5.60	-	-	0.00	0.00	0.00	-	24.00	-	-	-	3,150				
3,200	0.00	0.00	0.00	-	224.00	-	20	0.00	0.00	0.00	-	243.00	-	-	-	0.00	0.00	0.00	-	10.50	-	20	0.00	0.00	0.00	-	34.00	-	-	-	3,200				
3,250	0.00	0.00	0.00	-	181.00	-	-	0.00	0.00	0.00	-	206.00	-	-	-	0.00	0.00	0.00	-	18.25	-	23	0.00	0.00	0.00	-	47.25	-	-	-	3,250				
3,300	0.00	0.00	0.00	-	143.00	-	60	0.00	0.00	0.00	-	173.00	-	-	-	24.00	0.00	18.00	18.00	18.00	4	97	0.00	0.00	0.00	-	63.50	-	-	-	3,300				
3,350	0.00	0.00	0.00	-	109.00	-	40	0.00	0.00	0.00	-	143.00	-	-	-	33.75	0.00	33.00	34.00	34.00	41	130	0.00	0.00	0.00	-	83.00	-	-	-	3,350				
3,400	0.00	0.00	0.00	-	81.00	-	23	0.00	0.00	0.00	-	116.00	-	-	-	49.00	0.00	40.00	40.00	40.00	23	23	88.00	88.00	88.00	88.00	88.00	1	-	-	3,400				
3,450	0.00	0.00	0.00	-	57.50	-	2	0.00	0.00	0.00	-	93.00	-	-	-	0.00	0.00	0.00	-	94.00	-	20	0.00	0.00	0.00	-	133.00	-	-	-	3,450				
3,500	44.00	44.00	44.00	44.00	44.00	3	1	73.50	73.50	73.50	73.50	73.50	20	-	-	0.00	44.00	0.00	-	126.00	-	-	0.00	0.00	0.00	-	163.00	-	-	-	3,500				
3,550	0.00	0.00	0.00	-	26.25	-	10	0.00	0.00	0.00	-	57.00	-	-	-	0.00	0.00	0.00	-	163.00	-	-	0.00	0.00	0.00	-	197.00	-	-	-	3,550				
3,600	0.00	0.00	0.00	-	16.75	-	-	0.00	0.00	0.00	-	43.75	-	-	-	0.00	0.00	0.00	-	203.00	-	-	0.00	0.00	0.00	-	233.00	-	-	-	3,600				
3,650	0.00	0.00	0.00	-	10.25	-	-	0.00	0.00	0.00	-	33.00	-	-	-	0.00	0.00	0.00	-	246.00	-	-	0.00	0.00	0.00	-	272.00	-	-	-	3,650				
3,700	0.00	0.00	0.00	-	6.00	-	-	0.00	0.00	0.00	-	24.50	-	-	-	0.00	0.00	0.00	-	292.00	-	-	0.00	0.00	0.00	-	314.00	-	-	-	3,700				
Totals:						3	156							20	0	0	0							68	313							1	0	0	0
Number of Trades:						1							1	0							15							1	0						

ALPHA SERVICES HOLD (CR)

(Contract Size: 100 Securities, Exercise Style: American, Physical Delivery)

Call Options														Put Options																			
March 2024							April 2024							Other Months		March 2024							April 2024							Other Months		Exercise Price	
Exercise Price	Open price	Price max	Price min	Last price	Closing price	Volume	Open Interest	Open price	Price max	Price min	Last price	Closing price	Volume	Open Interest	Volume	Open Interest	Open price	Price max	Price min	Last price	Closing price	Volume	Open Interest	Open price	Price max	Price min	Last price	Closing price	Volume	Open Interest	Volume		Open Interest
0.800	0.000	0.000	0.000	0.881	-	-	-	-	-	-	-	-	-	-	-	-	0.000	0.000	0.000	0.001	-	-	-	-	-	-	-	-	-	-	-	-	0.008
0.850	0.000	0.000	0.000	0.831	-	-	-	-	-	-	-	-	-	-	-	-	0.000	0.000	0.000	0.001	-	-	-	-	-	-	-	-	-	-	-	-	0.009
0.900	0.000	0.000	0.000	0.781	-	-	-	-	-	-	-	-	-	-	-	-	0.000	0.000	0.000	0.002	-	-	-	-	-	-	-	-	-	-	-	-	0.009
0.950	0.000	0.000	0.000	0.731	-	-	-	-	-	-	-	-	-	-	-	-	0.000	0.000	0.000	0.003	-	-	-	-	-	-	-	-	-	-	-	-	0.010
1.000	0.000	0.000	0.000	0.682	-	-	-	-	-	-	-	-	-	-	-	-	0.000	0.000	0.000	0.001	-	-	-	-	-	-	-	-	-	-	-	-	0.010
1.100	0.000	0.000	0.000	0.582	-	-	0.000	0.000	0.000	0.000	0.001	-	-	-	-	-	0.000	0.000	0.000	0.001	-	-	0.000	0.000	0.000	0.001	-	-	-	-	-	-	0.011
1.200	0.000	0.000	0.000	0.482	-	-	0.000	0.000	0.000	0.000	0.001	-	-	-	-	-	0.000	0.000	0.000	0.002	-	-	0.000	0.000	0.000	0.001	-	-	-	-	-	-	0.012
1.300	0.000	0.000	0.000	0.382	-	-	0.000	0.000	0.000	0.000	0.001	-	-	-	-	-	0.000	0.000	0.000	0.001	-	-	0.000	0.000	0.000	0.001	-	-	-	-	-	-	0.013
1.400	0.000	0.000	0.000	0.283	-	-	0.000	0.000	0.000	0.000	0.001	-	-	-	-	-	0.000	0.000	0.000	0.001	-	-	0.000	0.000	0.000	0.001	-	-	-	-	-	-	0.014
1.500	0.000	0.000	0.000	0.190	-	-	0.000	0.000	0.000	0.000	0.001	-	-	-	-	-	0.000	0.000	0.000	0.007	-	-	0.000	0.000	0.000	0.001	-	-	-	-	-	-	0.015
1.600	0.000	0.000	0.000	0.110	-	-	0.000	0.000	0.000	0.000	0.001	-	-	-	-	-	0.000	0.000	0.000	0.028	-	-	0.000	0.000	0.000	0.001	-	-	-	-	-	-	0.016
1.700	0.000	0.000	0.000	0.054	-	-	0.000	0.000	0.000	0.000	0.001	-	-	-	-	-	0.000	0.000	0.000	0.071	-	-	0.000	0.000	0.000	0.001	-	-	-	-	-	-	0.017
1.800	0.000	0.000	0.000	0.022	-	-	0.000	0.000	0.000	0.000	0.001	-	-	-	-	-	0.000	0.000	0.000	0.139	-	-	0.000	0.000	0.000	0.001	-	-	-	-	-	-	0.018
1.900	0.000	0.000	0.000	0.007	-	-	0.000	0.000	0.000	0.000	0.001	-	-	-	-	-	0.000	0.000	0.000	0.225	-	-	0.000	0.000	0.000	0.001	-	-	-	-	-	-	0.019
2.000	0.000	0.000	0.000	0.002	-	-	0.000	0.000	0.000	0.000	0.001	-	-	-	-	-	0.000	0.000	0.000	0.321	-	-	0.000	0.000	0.000	0.001	-	-	-	-	-	-	0.020
2.200	0.000	0.000	0.000	0.001	-	-	0.000	0.000	0.000	0.000	0.001	-	-	-	-	-	0.000	0.000	0.000	0.520	-	-	0.000	0.000	0.000	0.001	-	-	-	-	-	-	0.022
2.400	0.000	0.000	0.000	0.001	-	-	0.000	0.000	0.000	0.000	0.001	-	-	-	-	-	0.000	0.000	0.000	0.720	-	-	0.000	0.000	0.000	0.001	-	-	-	-	-	-	0.024
2.600	0.000	0.000	0.000	0.001	-	-	0.000	0.000	0.000	0.000	0.001	-	-	-	-	-	0.000	0.000	0.000	0.920	-	-	0.000	0.000	0.000	0.001	-	-	-	-	-	-	0.026
Totals:						0	0							0	0	0	0							0	0	0	0						
Number of Trades:						0							0							0.00							0						

NATIONAL BANK (CR)

(Contract Size: 100 Securities, Exercise Style: American, Physical Delivery)

Call Options														Put Options																		
March 2024							April 2024							Other Months		March 2024							April 2024							Other Months		Exercise Price
Open price	Price max	Price min	Last price	Closing price	Volume	Open Interest	Open price	Price max	Price min	Last price	Closing price	Volume	Open Interest	Volume	Open Interest	Open price	Price max	Price min	Last price	Closing price	Volume	Open Interest	Open price	Price max	Price min	Last price	Closing price	Volume	Open Interest	Volume	Open Interest	
3.200	0.000	0.000	0.000	3.96	-	-										0.000	0.000	0.000	0.001	-	-											0.032
3.400	0.000	0.000	0.000	3.77	-	-										0.000	0.000	0.000	0.001	-	-											0.034
3.600	0.000	0.000	0.000	3.57	-	-										0.000	0.000	0.000	0.001	-	-											0.036
3.800	0.000	0.000	0.000	3.37	-	-										0.000	0.000	0.000	0.002	-	-											0.038
4.000	0.000	0.000	0.000	3.17	-	-										0.000	0.000	0.000	0.001	-	-											0.040
4.400	0.000	0.000	0.000	2.77	-	-										0.000	0.000	0.000	0.001	-	-											0.044
4.800	0.000	0.000	0.000	2.37	-	-	0.000	0.000	0.000		0.001	-	-			0.000	0.000	0.000	0.001	-	-	0.000	0.000	0.000		0.001	-	-				0.048
5.200	0.000	0.000	0.000	1.97	-	-	0.000	0.000	0.000		0.001	-	-			0.000	0.000	0.000	0.001	-	-	0.000	0.000	0.000		0.001	-	-				0.052
5.600	0.000	0.000	0.000	1.57	-	-	0.000	0.000	0.000		0.001	-	-			0.000	0.000	0.000	0.001	-	-	0.000	0.000	0.000		0.001	-	-				0.056
6.000	0.000	0.000	0.000	1.17	-	-	0.000	0.000	0.000		0.001	-	-			0.000	0.000	0.000	0.004	-	-	0.000	0.000	0.000		0.001	-	-				0.060
6.400	0.000	0.000	0.000	0.796	-	-	0.000	0.000	0.000		0.001	-	-			0.000	0.000	0.000	0.026	-	240	0.000	0.000	0.000		0.001	-	-				0.064
6.800	0.000	0.000	0.000	0.470	-	2	0.000	0.000	0.000		0.001	-	-			0.000	0.000	0.000	0.099	-	-	0.000	0.000	0.000		0.001	-	-				0.068
7.200	0.000	0.000	0.000	0.234	-	35	0.000	0.000	0.000		0.001	-	-			0.000	0.000	0.000	0.264	-	-	0.000	0.000	0.000		0.001	-	-				0.072
7.600	0.000	0.000	0.000	0.097	-	-	0.000	0.000	0.000		0.001	-	-			0.000	0.000	0.000	0.527	-	-	0.000	0.000	0.000		0.001	-	-				0.076
8.000	0.000	0.000	0.000	0.033	-	-	0.000	0.000	0.000		0.001	-	-			0.000	0.000	0.000	0.864	-	-	0.000	0.000	0.000		0.001	-	-				0.080
8.400	0.000	0.000	0.000	0.009	-	-	0.000	0.000	0.000		0.001	-	-			0.000	0.000	0.000	1.24	-	-	0.000	0.000	0.000		0.001	-	-				0.084
8.800	0.000	0.000	0.000	0.002	-	-	0.000	0.000	0.000		0.001	-	-			0.000	0.000	0.000	1.64	-	-	0.000	0.000	0.000		0.001	-	-				0.088
9.200	0.000	0.000	0.000	0.001	-	-	0.000	0.000	0.000		0.001	-	-			0.000	0.000	0.000	2.04	-	-	0.000	0.000	0.000		0.001	-	-				0.092
Totals:					0	37					0	0	0	0	0						0	240						0	0	0	0	0
Number of Trades:					0						0	0	0	0							0.00						0	0	0	0	0	

OPAP (CR)

(Contract Size: 100 Securities, Exercise Style: American, Physical Delivery)

Call Options														Put Options																			
Exercise Price	March 2024						April 2024						Other Months		March 2024						April 2024						Other Months		Exercise Price				
	Open price	Price max	Price min	Last price	Closing price	Volume	Open Interest	Open price	Price max	Price min	Last price	Closing price	Volume	Open Interest	Volume	Open Interest	Open price	Price max	Price min	Last price	Closing price	Volume	Open Interest	Open price	Price max	Price min	Last price	Closing price		Volume	Open Interest	Volume	Open Interest
9.600	0.000	0.000	0.000	6.72	-	-										0.000	0.000	0.000	0.001	-	-												0.096
10.000	0.000	0.000	0.000	6.33	-	-										0.000	0.000	0.000	0.001	-	-												0.100
11.000	0.000	0.000	0.000	5.33	-	-	0.000	0.000	0.000	0.001	-	-				0.000	0.000	0.000	0.001	-	-	0.000	0.000	0.000	0.001	-	-					0.110	
12.000	0.000	0.000	0.000	4.33	-	-	0.000	0.000	0.000	0.001	-	-				0.000	0.000	0.000	0.001	-	-	0.000	0.000	0.000	0.001	-	-					0.120	
13.000	0.000	0.000	0.000	3.33	-	-	0.000	0.000	0.000	0.001	-	-				0.000	0.000	0.000	0.001	-	-	0.000	0.000	0.000	0.001	-	-					0.130	
14.000	0.000	0.000	0.000	2.33	-	-	0.000	0.000	0.000	0.001	-	-				0.000	0.000	0.000	0.002	-	-	0.000	0.000	0.000	0.001	-	-					0.140	
15.000	0.000	0.000	0.000	1.37	-	-	0.000	0.000	0.000	0.001	-	-				0.000	0.000	0.000	0.038	-	-	0.000	0.000	0.000	0.001	-	-					0.150	
16.000	0.000	0.000	0.000	0.589	-	-	0.000	0.000	0.000	0.001	-	-				0.233	0.233	0.233	0.233	0.233	2	-	0.000	0.000	0.000	0.001	-	-					0.160
17.000	0.000	0.000	0.000	0.164	-	-	0.000	0.000	0.000	0.001	-	-				0.000	0.000	0.000	0.832	-	-	0.000	0.000	0.000	0.001	-	-					0.170	
18.000	0.000	0.000	0.000	0.027	-	-	0.000	0.000	0.000	0.001	-	-				0.000	0.000	0.000	1.70	-	-	0.000	0.000	0.000	0.001	-	-					0.180	
19.000	0.000	0.000	0.000	0.003	-	-	0.000	0.000	0.000	0.001	-	-				0.000	0.000	0.000	2.69	-	-	0.000	0.000	0.000	0.001	-	-					0.190	
20.000	0.000	0.000	0.000	0.001	-	-	0.000	0.000	0.000	0.001	-	-				0.000	0.000	0.000	3.69	-	-	0.000	0.000	0.000	0.001	-	-					0.200	
22.000	0.000	0.000	0.000	0.001	-	-	0.000	0.000	0.000	0.001	-	-				0.000	0.000	0.000	5.69	-	-	0.000	0.000	0.000	0.001	-	-					0.220	
24.000	0.000	0.000	0.000	0.001	-	-	0.000	0.000	0.000	0.001	-	-				0.000	0.000	0.000	7.69	-	-	0.000	0.000	0.000	0.001	-	-					0.240	
Totals:						0	0							0	0																		
Number of Trades:						0								0	0																		

OTE (CR)

(Contract Size: 100 Securities, Exercise Style: American, Physical Delivery)

Call Options														Put Options																			
March 2024							April 2024							Other Months		March 2024							April 2024							Other Months		Exercise Price	
Open price	Price max	Price min	Last price	Closing price	Volume	Open Interest	Open price	Price max	Price min	Last price	Closing price	Volume	Open Interest	Volume	Open Interest	Open price	Price max	Price min	Last price	Closing price	Volume	Open Interest	Open price	Price max	Price min	Last price	Closing price	Volume	Open Interest	Volume	Open Interest		
9.200	0.000	0.000	0.000	4.27	-	-	0.000	0.000	0.000	0.001	-	-				0.000	0.000	0.000	0.001	-	-				0.000	0.000	0.000	0.001	-	-			0.092
9.600	0.000	0.000	0.000	3.87	-	-	0.000	0.000	0.000	0.001	-	-				0.000	0.000	0.000	0.001	-	-				0.000	0.000	0.000	0.001	-	-			0.096
10.000	0.000	0.000	0.000	3.48	-	-	0.000	0.000	0.000	0.001	-	-				0.000	0.000	0.000	0.001	-	-				0.000	0.000	0.000	0.001	-	-			0.100
11.000	0.000	0.000	0.000	2.48	-	-	0.000	0.000	0.000	0.001	-	-				0.000	0.000	0.000	0.001	-	-				0.000	0.000	0.000	0.001	-	-			0.110
12.000	0.000	0.000	0.000	1.49	-	20	0.000	0.000	0.000	0.001	-	-				0.000	0.000	0.000	0.014	-	5				0.000	0.000	0.000	0.001	-	-			0.120
13.000	0.000	0.000	0.000	0.647	-	-	0.000	0.000	0.000	0.001	-	-				0.000	0.000	0.000	0.167	-	20				0.000	0.000	0.000	0.001	-	-			0.130
14.000	0.000	0.000	0.000	0.166	-	-	0.000	0.000	0.000	0.001	-	-				0.000	0.000	0.000	0.688	-	-				0.000	0.000	0.000	0.001	-	-			0.140
15.000	0.000	0.000	0.000	0.023	-	-	0.000	0.000	0.000	0.001	-	-				0.000	0.000	0.000	1.55	-	-				0.000	0.000	0.000	0.001	-	-			0.150
16.000	0.000	0.000	0.000	0.002	-	-	0.000	0.000	0.000	0.001	-	-				0.000	0.000	0.000	2.54	-	-				0.000	0.000	0.000	0.001	-	-			0.160
17.000	0.000	0.000	0.000	0.001	-	-	0.000	0.000	0.000	0.001	-	-				0.000	0.000	0.000	3.54	-	-				0.000	0.000	0.000	0.001	-	-			0.170
18.000	0.000	0.000	0.000	0.001	-	-	0.000	0.000	0.000	0.001	-	-				0.000	0.000	0.000	4.54	-	-				0.000	0.000	0.000	0.001	-	-			0.180
19.000	0.000	0.000	0.000	0.001	-	-					-	-				0.000	0.000	0.000	5.54	-	-											0.190	
20.000	0.000	0.000	0.000	0.001	-	-					-	-				0.000	0.000	0.000	6.54	-	-											0.200	
22.000	0.000	0.000	0.000	0.001	-	-					-	-				0.000	0.000	0.000	8.54	-	-											0.220	
Totals:					0	20					0	0				0	25					0	0										
Number of Trades:					0						0					0.00						0											

PIRAEUS FINANCIAL HOLD (CR)

(Contract Size: 100 Securities, Exercise Style: American, Physical Delivery)

Call Options														Put Options																			
March 2024							April 2024							Other Months		March 2024							April 2024							Other Months		Exercise Price	
Open price	Price max	Price min	Last price	Closing price	Volume	Open Interest	Open price	Price max	Price min	Last price	Closing price	Volume	Open Interest	Volume	Open Interest	Open price	Price max	Price min	Last price	Closing price	Volume	Open Interest	Open price	Price max	Price min	Last price	Closing price	Volume	Open Interest	Volume	Open Interest		
1.300	0.000	0.000	0.000	2.65	-	-										0.000	0.000	0.000	0.001	-	-											0.013	
1.400	0.000	0.000	0.000	2.55	-	-										0.000	0.000	0.000	0.001	-	-											0.014	
1.500	0.000	0.000	0.000	2.45	-	-										0.000	0.000	0.000	0.001	-	-											0.015	
1.600	0.000	0.000	0.000	2.35	-	-										0.000	0.000	0.000	0.001	-	-											0.016	
1.700	0.000	0.000	0.000	2.25	-	-										0.000	0.000	0.000	0.001	-	-											0.017	
1.800	0.000	0.000	0.000	2.15	-	-										0.000	0.000	0.000	0.001	-	-											0.018	
1.900	0.000	0.000	0.000	2.05	-	-										0.000	0.000	0.000	0.001	-	-											0.019	
2.000	0.000	0.000	0.000	1.95	-	-										0.000	0.000	0.000	0.001	-	-											0.020	
2.200	0.000	0.000	0.000	1.75	-	-										0.000	0.000	0.000	0.001	-	-											0.022	
2.400	0.000	0.000	0.000	1.55	-	-	0.000	0.000	0.000	0.001	-	-				0.000	0.000	0.000	0.002	-	-	0.000	0.000	0.000	0.001	-	-					0.024	
2.600	0.000	0.000	0.000	1.35	-	-	0.000	0.000	0.000	0.001	-	-				0.000	0.000	0.000	0.001	-	-	0.000	0.000	0.000	0.001	-	-					0.026	
2.800	0.000	0.000	0.000	1.15	-	-	0.000	0.000	0.000	0.001	-	-				0.000	0.000	0.000	0.001	-	-	0.000	0.000	0.000	0.001	-	-					0.028	
3.000	0.000	0.000	0.000	0.955	-	-	0.000	0.000	0.000	0.001	-	-				0.000	0.000	0.000	0.001	-	-	0.000	0.000	0.000	0.001	-	-					0.030	
3.200	0.000	0.000	0.000	0.756	-	-	0.000	0.000	0.000	0.001	-	-				0.000	0.000	0.000	0.001	-	-	0.000	0.000	0.000	0.001	-	-					0.032	
3.400	0.000	0.000	0.000	0.563	-	-	0.000	0.000	0.000	0.001	-	-				0.000	0.000	0.000	0.008	-	-	0.000	0.000	0.000	0.001	-	-					0.034	
3.600	0.000	0.000	0.000	0.385	-	30	0.000	0.000	0.000	0.001	-	-				0.000	0.000	0.000	0.029	-	-	0.000	0.000	0.000	0.001	-	-					0.036	
3.800	0.000	0.000	0.000	0.236	-	-	0.000	0.000	0.000	0.001	-	-				0.000	0.000	0.000	0.080	-	-	0.000	0.000	0.000	0.001	-	-					0.038	
4.000	0.000	0.000	0.000	0.128	-	-	0.000	0.000	0.000	0.001	-	-				0.000	0.000	0.000	0.172	-	-	0.000	0.000	0.000	0.001	-	-					0.040	
4.400	0.000	0.000	0.000	0.024	-	-	0.000	0.000	0.000	0.001	-	-				0.000	0.000	0.000	0.470	-	-	0.000	0.000	0.000	0.001	-	-					0.044	
4.800	0.000	0.000	0.000	0.003	-	-	0.000	0.000	0.000	0.001	-	-				0.000	0.000	0.000	0.850	-	-	0.000	0.000	0.000	0.001	-	-					0.048	
5.200	0.000	0.000	0.000	0.001	-	-	0.000	0.000	0.000	0.001	-	-				0.000	0.000	0.000	1.25	-	-	0.000	0.000	0.000	0.001	-	-					0.052	
5.600	0.000	0.000	0.000	0.001	-	-	0.000	0.000	0.000	0.001	-	-				0.000	0.000	0.000	1.65	-	-	0.000	0.000	0.000	0.001	-	-					0.056	
6.000	0.000	0.000	0.000	0.001	-	-	0.000	0.000	0.000	0.001	-	-				0.000	0.000	0.000	2.05	-	-	0.000	0.000	0.000	0.001	-	-					0.060	
Totals:					0	30							0	0	0							0	0							0	0		
Number of Trades:					0								0	0									0.00							0	0		

PPC (CR)

(Contract Size: 100 Securities, Exercise Style: American, Physical Delivery)

Call Options														Put Options																		
March 2024							April 2024							Other Months		March 2024							April 2024							Other Months		Exercise Price
Open price	Price max	Price min	Last price	Closing price	Volume	Open Interest	Open price	Price max	Price min	Last price	Closing price	Volume	Open Interest	Volume	Open Interest	Open price	Price max	Price min	Last price	Closing price	Volume	Open Interest	Open price	Price max	Price min	Last price	Closing price	Volume	Open Interest	Volume	Open Interest	
5.600	0.000	0.000	0.000	6.19	-	-										0.000	0.000	0.000	0.001	-	-											0.056
6.000	0.000	0.000	0.000	5.79	-	-										0.000	0.000	0.000	0.001	-	-											0.060
6.400	0.000	0.000	0.000	5.39	-	-										0.000	0.000	0.000	0.001	-	-											0.064
6.800	0.000	0.000	0.000	4.99	-	-										0.000	0.000	0.000	0.001	-	-											0.068
7.200	0.000	0.000	0.000	4.59	-	-										0.000	0.000	0.000	0.001	-	-											0.072
7.600	0.000	0.000	0.000	4.19	-	-										0.000	0.000	0.000	0.001	-	-											0.076
8.000	0.000	0.000	0.000	3.79	-	-										0.000	0.000	0.000	0.001	-	-											0.080
8.400	0.000	0.000	0.000	3.39	-	-										0.000	0.000	0.000	0.001	-	-											0.084
8.800	0.000	0.000	0.000	2.99	-	-	0.000	0.000	0.000	0.001	-	-				0.000	0.000	0.000	0.001	-	-	0.000	0.000	0.000	0.001	-	-					0.088
9.200	0.000	0.000	0.000	2.59	-	-	0.000	0.000	0.000	0.001	-	-				0.000	0.000	0.000	0.001	-	-	0.000	0.000	0.000	0.001	-	-					0.092
9.600	0.000	0.000	0.000	2.20	-	-	0.000	0.000	0.000	0.001	-	-				0.000	0.000	0.000	0.003	-	-	0.000	0.000	0.000	0.001	-	-					0.096
10.000	0.000	0.000	0.000	1.81	-	-	0.000	0.000	0.000	0.001	-	-				0.000	0.000	0.000	0.011	-	-	0.000	0.000	0.000	0.001	-	-					0.100
11.000	0.000	0.000	0.000	0.918	-	16	0.000	0.000	0.000	0.001	-	-				0.000	0.000	0.000	0.121	-	-	0.251	0.251	0.251	0.251	0.251	5	0				0.110
12.000	0.315	0.315	0.315	0.315	0.315	1	-	-	-	-	-	-				0.000	0.000	0.000	0.527	-	15	0.000	0.000	0.000	0.001	-	-					0.120
13.000	0.000	0.000	0.000	0.073	-	16	0.000	0.000	0.000	0.001	-	-				0.000	0.000	0.000	1.28	-	-	0.000	0.000	0.000	0.001	-	-					0.130
14.000	0.000	0.000	0.000	0.010	-	-	0.000	0.000	0.000	0.001	-	-				0.000	0.000	0.000	2.22	-	-	0.000	0.000	0.000	0.001	-	-					0.140
15.000	0.000	0.000	0.000	0.001	-	-	0.000	0.000	0.000	0.001	-	-				0.000	0.000	0.000	3.22	-	-	0.000	0.000	0.000	0.001	-	-					0.150
16.000	0.000	0.000	0.000	0.002	-	-	0.000	0.000	0.000	0.001	-	-				0.000	0.000	0.000	4.22	-	-	0.000	0.000	0.000	0.001	-	-					0.160
17.000	0.000	0.000	0.000	0.001	-	-	0.000	0.000	0.000	0.001	-	-				0.000	0.000	0.000	5.22	-	-	0.000	0.000	0.000	0.001	-	-					0.170
18.000	0.000	0.000	0.000	0.001	-	-	0.000	0.000	0.000	0.001	-	-				0.000	0.000	0.000	6.22	-	-	0.000	0.000	0.000	0.001	-	-					0.180
Totals:					1	32					0	0	0	0	0	1	15					5	0	0	0	0						
Number of Trades:					1						0	0	0			0.00						1									0	

Lending Products	Underlying Title	Open Interest[5]	Multilateral Transactions[1]				Bilateral Transactions[2]		Stock Borrowing through OTC (volume)[3]
			Volume(Offered)	Average Weighted	Transactions volume	Average Weighted	Transactions Volume	Average Weighted	Transactions Volume
ADMIEBOR	ADMIE (IPTO) HOLDING S.A. (CR)	---	---	---	---	---	---	247,580	
AEGNBOR	AEGEAN AIRLINES (CR)	---	---	---	---	---	---	153,446	
AETFBOR	ALPHA ETF FTSE Athex Large Cap	---	---	---	---	---	---	---	
ALPHABOR	ALPHA SERVICES HOLD (CR)	53,651	---	---	---	---	---	57,306,428	
OTOELBOR	AUTOHELLAS SA (CR)	1,500	---	---	---	---	---	89,893	
AVAXBOR	AVAX S.A. (CR)	2,000	---	---	---	---	---	---	
EEEBOR	CC HBC AG (CR)	1,358	---	---	---	---	---	44,377	
CENERBOR	CENERGY HOLDINGS (CB)	---	---	---	---	---	---	5,000	
ELLAKTORBOR	ELLAKTOR (CR)	2,681	---	---	---	---	---	119,216	
ELHABOR	ELVALHALCOR (CR)	788	---	---	---	---	---	64,887	
EUROBBOR	EUROBANK HOLDINGS (CR)	---	---	---	---	---	---	34,972,282	
EYDAPBOR	EYDAP S.A. (CR)	845	---	---	---	---	---	270,068	
FOYRKBOR	FOURLIS (CR)	230	---	---	---	---	---	10,875	
GEKTERNABOR	GEK TERNA (CR)	---	---	---	---	---	---	6,203,698	
SARBOR	GR. SARANTIS S.A. (CR)	457	---	---	---	---	---	89,571	
EXAEBOR	HELLENIC EXCHANGES-A.S.E. (CR)	200	---	---	---	---	---	167,047	
ELPEBOR	HELLENIQ ENERGY (CR)	---	---	---	---	---	---	259,417	
INTRKBOR	INTRACOM HOLDINGS (CR)	---	---	---	---	---	---	---	
INKATBOR	INTRAKAT (CR)	---	---	---	---	---	---	90,000	
BELABOR	JUMBO SA (CR)	---	---	---	---	---	---	210,665	
LAMDABOR	LAMDA DEVELOPMENT SA (CR)	400	---	---	---	---	---	224,599	
MIGBOR	MIG (CR)	1,992	---	---	---	---	---	40,179	
MOHBOR	MOTOR OIL (CR)	20,881	---	---	2,000	5.00%	---	408,664	
MYTILBOR	MYTILINEOS (CR)	761	---	---	---	---	---	173,348	
ETEBOR	NATIONAL BANK (CR)	---	---	---	---	---	---	14,545,725	
OPAPBOR	OPAP (CR)	3,500	---	---	---	---	---	1,612,532	
OPTIMABOR	OPTIMA BANK (CR)	1,900	---	---	---	---	---	8,394	
HTOBOR	OTE (CR)	11,750	---	---	---	---	4,000	0.01%	1,558,230
PPABOR	P.P.A. S.A. (CR)	1,500	---	---	---	---	---	68,311	
TPEIRBOR	PIRAEUS FINANCIAL HOLD (CR)	6,500	---	---	---	---	---	897,265	
PPCBOR	PPC (CR)	2,000	---	---	---	---	---	1,278,881	

Stock Lending Notes

[1] - Multilateral contracts Lending or Borrowing as per Methods 8-1, 8-2 and 8-3-3 (According to ATHEX BoD Resolution No.17)

[2] - Bilateral Contracts Lending or Borrowing as per Methods 8-3-1 and 8-3-2 (According to ATHEX BoD Resolution No.20)

[3] - The information concerning OTC Stock Borrowing Transactions is based on the statements of the Dematerialised Securities System (DSS) operators involved and refers to volumes that have been registered up until the previous working day.

[4] - Average Price (Volume weighted)

[5] - The Data concerning Open Interest before the start of trading session

Lending Products	Underlying Title	Open Interest[5]	Multilateral Transactions[1]				Bilateral Transactions[2]		Stock Borrowing through OTC (volume)[3]	
			Volume(Offered)	Average Weighted	Transactions volume	Average Weighted	Transactions Volume	Average Weighted	Transactions Volume	
QUALBOR	QUALITY & RELIABILITY SA (CR)	---	---	---	---	---	---	---	---	
QUESTBOR	QUEST HOLDINGS (CR)	391	---	---	---	---	---	---	31,333	
TENERGYBOR	TERNA ENERGY (CR)	---	---	---	---	---	---	---	271,750	
TITCBOR	TITAN CEMENT (CB)	7,400	---	---	---	---	---	---	224,065	
VIOBOR	VIOHALCO SA/NV (CB)	744	---	---	---	---	---	---	---	

Stock Lending Notes

[1] - Multilateral contracts Lending or Borrowing as per Methods 8-1, 8-2 and 8-3-3 (According to ATHEX BoD Resolution No.17)

[2] - Bilateral Contracts Lending or Borrowing as per Methods 8-3-1 and 8-3-2 (According to ATHEX BoD Resolution No.20)

[3] - The information concerning OTC Stock Borrowing Transactions is based on the statements of the Dematerialised Securities System (DSS) operators involved and refers to volumes that have been registered up until the previous working day.

[4] - Average Price (Volume weighted)

[5] - The Data concerning Open Interest before the start of trading session

Sectors codification for listed companies

12003-	ETF	10101010	Computer Services
10101015	Software	10102030	Computer Hardware
15101010	Telecommunications Equipment	15102015	Telecommunications Services
20101010	Health Care Facilities	20101025	Health Care Services
20102010	Medical Equipment	20103015	Pharmaceuticals
30101010	Banks	30202000	Diversified Financial Services
30202010	Asset Managers & Custodians	30202015	Investment Services
30204000	Closed End Investments	30302010	Full Line Insurance
30302015	Insurance Brokers	30302025	Property and Casualty Insurance
35101010	Real Estate Holding and Development	35101015	Real Estate Services
35102000	Diversified REITs	35102030	Office REITs
35102045	Retail REITs.	40201040	Rental & Leasing Services: Consumer
40202010	Home Construction	40202015	Household Furnishings
40202020	Household Appliance	40203040	Electronic Entertainment
40204020	Clothing & Accessories	40301010	Entertainment
40301030	Publishing	40301035	Radio & TV Broadcasters
40401010	Diversified Retailers	40401020	Apparel Retailers
40401025	Home Improvement Retailers	40401030	Specialty Retailers
40501010	Airlines	40501015	Travel & Tourism
40501020	Casinos & Gambling	40501025	Hotels & Motels
45101015	Distillers & Vintners	45101020	Soft Drinks
45102010	Farming Fishing Ranching & Plantations	45102020	Food Products
45103010	Tobacco	45201010	Food Retailers & Wholesalers
45201020	Personal Products	50101010	Construction
50101020	Building Roof/Wallboard and Plumbing	50101030	Cement
50101035	Building Materials: Other	50202010	Electrical Components
50203015	Plastics	50203030	Containers & Packaging
50204000	Machinery: Industrial	50204020	Machinery: Construction & Handling
50205010	Industrial Suppliers	50205020	Back Office Support HR & Consulting
50205030	Forms & Bulk Printing Services	50206015	Commercial Vehicles & Parts
50206030	Marine Transportation	50206060	Transportation Services
55101000	Diversified Materials	55101020	Textile Products
55102000	General Mining	55102010	Iron & Steel
55102015	Metal Fabricating	55102035	Aluminum
60101020	Oil Refining and Marketing	65101010	Alternative Electricity
65101015	Conventional Electricity	65102000	Multi-Utilities
65102030	Water		



ATHEX
Athens Stock Exchange

Λεωφ. Αθηνών 110 104 42 Αθήνα
110, Athinon Ave. GR 104 42 Athens
tel. (+30)210-33.66.800, fax (+30)210-33.66.101
www.athexgroup.gr