

24

Ημερήσιο Δελτίο
Συναλλακτικής Δραστηριότητας

Daily Official List
of Trading Activity

Wednesday, 14 February, 2024

Year: 145 Trading Day No: 32



ATHEXGROUP
Athens Exchange Group

Disclaimer:

Hellenic Exchanges-Athens Stock Exchange S.A endeavours to ensure that the data and other material ("Information") presented on the Daily Official List are accurate and complete, but it is not liable for any errors or omissions of data or /and for the accuracy, credibility, updating and completeness of the aforesaid information nor it has any liability arising directly or indirectly from the use of the above Information.

The Company is not liable for the accuracy of the data included in listed companies' announcements. Only the sender of such an announcement is fully and solely liable for any infringement of third party's rights from the content of such announcement. All contents of the Daily Official List are provided only for information purposes and do not constitute investment advice or solicitation to invest in securities or other products listed for trading on the Exchange.

You acknowledge and agree that the Company is the owner of any property rights related to any Information appearing on the Daily Official List including intellectual property rights copyright, trademarks, etc.

The above data are a property of the Hellenic Exchanges-Athens Exchange and are copyright protected. Users are forbidden to reproduce, modify, copy, sale, transmit or redistribute, by all reproduction means and methods, part or the whole of the above data, without reference to their source.

The commercial exploitation of these data is, also, forbidden by third parties. Hellenic Exchanges-Athens Exchange does not carry any responsibility, direct or indirect, derived from usage or accidental alteration of the above data when used by third parties.

Hellenic Exchanges – Athens Stock Exchange S.A.

110 Athinon Ave., 10442 Athens, Tel: (210) 33.66.800, Fax: (210) 32.13.938

www.athexgroup.gr

Thessalonica Stock Exchange Center (T.S.E.C)

16-18 Katouni Str., Thessalonica 546 25 Tel: (2310) 567.667, Fax: (2310) 530.545

Athex Members Guarantee Fund

14-16 Fidiou Str., Athens 106 78, Tel: (210) 33.04.682, Fax: (210) 33.04.155

Hellenic Republic Capital Market Commission

1 Kolokotroni Str. & 1 Stadiou Str., Athens 10562 Tel: (210) 33.77.100 Fax: (210) 33.77.173

Table of Contents

Section 1: Statistical Figures of Securities, Derivatives and Lending

Summary of Markets

Athex Indices

Analytic Figures for Athex Market's Boards and Categories

Trading Details by Athex Sectors and Financial Instruments (ETFs)

Top 10 best & worst performing Shares

Derivatives Summary

Section 2: Analytic Figures of Shares Transactions

Analytic Figures of Shares Transactions

Shares' Notes

Section 3: Figures of Securities Transactions

Securities Blocks Details

Shares Rights Details

Stock Borrowing

Forced Sales Details

Forced Sales Registered Shares

Exchange Traded Funds (ETFs) Characteristics

Section 5: Bonds traded in Fixed Income Assets Market

Convertible Corporate Bonds - Regulated Market

Non Convertible Corporate Bonds - Regulated Market

Government Bonds

Treasury Bills & Zero Coupon Government Bonds

Government Bonds Traded with the Open Outcry Method

State Banks Bonds

Section 6: Additional Infos

Athex & ATHEXClear Members List

List of Stocks under Market Making operations

Section 7: Derivatives Market Analytic Figures

Index Futures

Stock Futures

Index Options

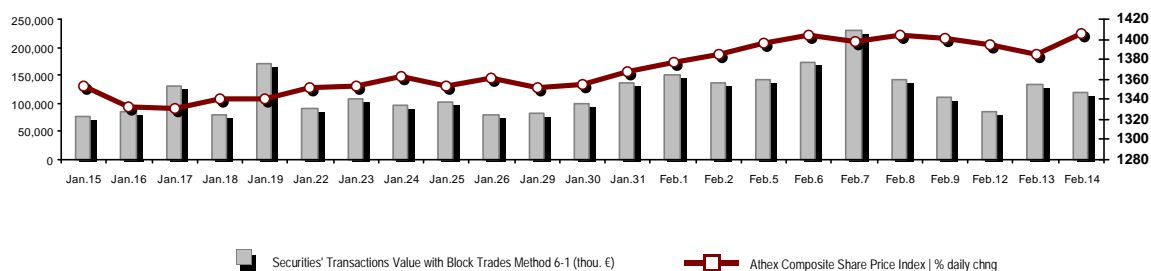
Stock Options

Stock Lending Analytic Figures

Appendix A: Sectors codification for listed companies

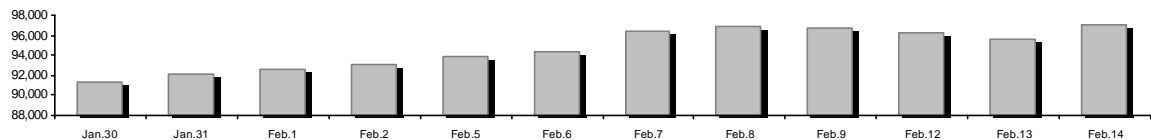
Summary of Markets

Athex Composite Share Price Index vs Shares and Derivatives Transactions Value

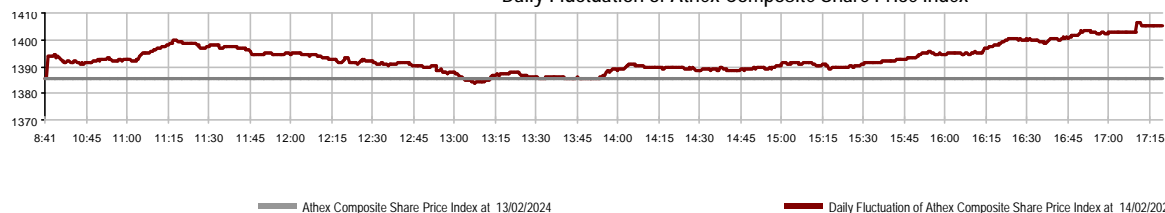


Athex Capitalisation (mill. €)**:	97,031.01		Derivatives Total Open Interest	496,557
Daily change: mill. € %	1,398.71	1.46%	in Index Futures % daily chng	8,340 -1.50%
Yearly Avg Capitalisation: mill. € % chng prev year Avg	92,049.40	14.51%	in Stock Futures % daily chng	486,214 0.79%
Athex Composite Share Price Index % daily chng	1,405.38	1.44%	in Index Options % daily chng	1,258 4.83%
Athex Composite Share Price Index Capitalisation (mill. €)	88,464.44		in Stock Options % daily chng	745 1.36%
Daily change (mill. €)	1,347.01			
Securities' Transactions Value with Block Trades Method 6-1 (t)	118,175.73		Derivatives Contracts Volume:	45,069
Daily change: %	-15,485.50	-11.59%	Daily change: pieces %	11,302 33.47%
YtD Avg Trans. Value: thou. € % chng prev year Avg	111,910.23	2.14%	YtD Avg Derivatives Contracts % chng prev year Avg	25,320 -42.41%
Blocks Transactions Value of Method 6-1 (thou. €)	8,607.89		Derivatives Trades Number:	2,709
Blocks Transactions Value of Method 6-2 & 6-3 (thou. €)	931.36		Daily change: number %	362 15.42%
Bonds Transactions Value (thou.€)	1,784.75		YtD Avg Trades number % chng prev year Avg	1,888 -19.01%
Securities' Transactions Volume with Block Trades Method 6-1 (tho)	28,137.08		Lending Total Open Interest	556,393
Daily change: thou. pieces %	-2,013.43	-6.68%	Daily change: pieces %	412,954 287.90%
YtD Avg Volume: % chng prev year Avg	26,049.08	-22.52%	Lending Volume (Multilateral/Bilateral)	1,000
Blocks Transactions Volume of Method 6-1 (thou. Pieces)	2,377.75		Daily change: pieces %	-491,507
Blocks Transactions Volume of Method 6-2 & 6-3 (thou. Pieces)	487.51		Multilateral Lending	0
Bonds Transactions Volume	1,820,000		Bilateral Lending	1,000
Securities' Trades Number with Block Trades Method 6-1	43,469		Lending Trades Number:	1
Daily change: number %	2,618	6.41%	Daily change: %	-12
YtD Avg Trades number % chng prev year Avg	39,569	9.24%	Multilateral Lending Trades Number	0
Number of Blocks Method 6-1	17		Bilateral Lending Trades Number	1
Number of Blocks Method 6-2 & 6-3	2			
Number of Bonds Transactions	165			

Athex Capitalisation (mill. €)**



Daily Fluctuation of Athex Composite Share Price Index



Athex Indices

Index name	14/02/2024	13/02/2024	pts.	%	Min	Max	Year min	Year max	Year change
Athex Composite Share Price Index	1,405.38 #	1,385.47	19.91	1.44%	1,384.02	1,406.42	1,293.14	1,412.53	8.68% #
Athex Composite Index Total Return Index	2,562.49 #	2,526.20	36.29	1.44%	2,523.54	2,564.39	2,355.44	2,575.53	8.79% #
Athex ESG Index	1,610.81 #	1,584.98	25.83	1.63%	1,582.17	1,611.96	1,471.77	1,615.71	9.45% #
ATHEX Alternative Market Price Index	12,507.81 €	12,647.32	-139.51	-1.10%	12,403.03	12,751.53	9,352.11	13,974.15	33.74% #
FTSE/Athex Large Cap	3,424.64 #	3,369.90	54.74	1.62%	3,363.04	3,427.10	3,122.79	3,436.72	9.67% #
FTSE/Athex Mid Cap Index	2,387.44 #	2,378.27	9.17	0.39%	2,357.95	2,391.54	2,212.15	2,416.80	6.07% #
FTSE/ATHEX High Dividend Yield Index	4,080.15 #	4,053.95	26.20	0.65%	4,031.94	4,080.15	3,752.57	4,145.26	8.19% #
FTSE/Athex Market Index	816.57 #	803.02	13.55	1.69%	802.59	817.28	746.82	817.88	9.34% #
FTSE/Athex Banks	1,243.63 #	1,213.21	30.42	2.51%	1,201.14	1,243.63	1,057.67	1,251.92	17.14% #
FTSE/ATHEX TECHNOLOGY & TELECOMMUNICAT	5,247.89 #	5,204.52	43.37	0.83%	5,174.41	5,247.89	4,915.95	5,315.44	3.46% #
FTSE/ATHEX FINANCIAL SERVICES	5,860.41 #	5,720.80	139.61	2.44%	5,663.90	5,860.41	4,996.31	5,899.65	16.88% #
FTSE/ATHEX REAL ESTATE	4,933.35 €	4,944.63	-11.28	-0.23%	4,900.02	4,968.01	4,900.02	5,120.52	-0.55% €
FTSE/ATHEX CONSUMER DISCRETIONARY	5,401.56 €	5,412.64	-11.08	-0.20%	5,360.31	5,434.54	4,993.33	5,509.05	7.69% #
FTSE/ATHEX CONSUMER STAPLES	5,490.36 #	5,366.84	123.52	2.30%	5,366.84	5,525.03	5,069.68	5,525.03	7.90% #
FTSE/ATHEX INDUSTRIALS	5,558.59 #	5,532.10	26.49	0.48%	5,499.35	5,579.66	5,044.08	5,672.55	9.39% #
FTSE/ATHEX BASIC MATERIALS	5,543.14 €	5,549.27	-6.13	-0.11%	5,431.97	5,587.92	4,869.63	5,876.05	13.83% #
FTSE/ATHEX ENERGY & UTILITIES	5,220.30 #	5,202.18	18.12	0.35%	5,147.48	5,247.37	4,987.63	5,361.67	4.66% #
Athex All Share Index	325.26 #	320.57	4.69	1.46%	325.26	325.26	304.60	325.41	7.70% #
Hellenic Mid & Small Cap Index	2,044.21 #	2,035.86	8.35	0.41%	2,018.21	2,048.08	1,929.00	2,079.37	5.97% #
FTSE/Athex Large Cap Total Return	5,670.43 #	5,579.79	90.64	1.62%			5,201.70	5,675.95	9.74% #
FTSE/Athex Mid Cap Total Return	3,215.22 #	3,202.87	12.35	0.39%			3,005.84	3,232.89	6.07% #
MSCI GREECE REBASED	5,543.43 #	5,469.40	74.03	1.35%	5,421.31	5,543.43	4,984.69	5,583.93	11.21% #
Hellenic Corporate Bond Index	130.15 €	130.22	-0.07	-0.05%			129.54	130.36	0.40% #
Hellenic Corporate Bond Price Index	90.73 €	90.79	-0.06	-0.06%			90.52	90.97	0.09% #

Note 1: FTSE/Med 100, Hellenic Corporate Bond Price Index and Hellenic Corporate Bond Index closing prices refer to the previous trading day of 12/02/2024.

Note 2: The Hellenic Mid & Small Cap Index is a Customized index calculated by the Athens Exchange.

Analytic Figures for Athex Market's Boards and Categories

	Total Traded Securities	Main Market	Surveillance	Exchange Traded Funds (ETFs)
Totals	127	117	9	1
Gain / Lose / Same:	58 / 42 / 27	53 / 40 / 24	4 / 2 / 3	1 / 0 / 0
Athex Capitalisation (mill. €) **	97,031.01	96,933.65	97.36	
Daily Average Trans/ons Value(thou.€)	111,910.23	111,619.15	67.70	293.60
Transactions Value	119,107.09	118,955.97	56.82	94.29
Main Board:	109,567.84	109,416.72	56.82	94.29
Blocks Board 6_2_3:	9,539.25	9,539.25	0.00	0.00
Forced Sales Board:	0.00	0.00	0.00	0.00
Special Terms Board:	0.00	0.00	0.00	0.00
Daily Average Transactions Volume	26,049,083	25,727,263	335,812	8,804
Transactions Volume	28,624,584	28,380,585	241,244	2,755
Main Board:	25,759,327	25,515,328	241,244	2,755
Blocks Board 6_2_3:	2,865,257	2,865,257	0	0
Forced Sales Board:	0	0	0	0
Special Terms Board:	0	0	0	0
Daily Average Number of Trades	39,569	39,399	94	77
Number of Trades	43,471	43,310	107	54
Main Board:	43,452	43,291	107	54
Blocks Board 6_2_3:	19	19	0	0
Forced Sales Board:	0	0	0	0
Special Terms Board:	0	0	0	0

Trading Details by Athex Sectors and Financial Instruments (ETFs)

Code	Sectors	Gain / Lose / Same	Number of Trades	Transactions Volume	Transactions Value	% of Total Trans. Value
3010	- Banks	5 / 1 / 1	14,246	18,259,844	53,704,985.69	45.09%
5510	- Basic Resources	5 / 8 / 2	1,499	501,571	1,582,726.09	1.33%
5010	- Construction & Materials	6 / 4 / 4	3,864	1,782,562	5,504,446.92	4.62%
4020	- Consumer Products & Services	3 / 3 / 1	323	149,232	205,535.10	0.17%
6010	- Energy	3 / 1 / 0	2,295	586,537	5,616,116.65	4.72%
12000	- Financial Instruments	1 / 0 / 0	54	2,755	94,292.68	0.08%
3020	- Financial Services	3 / 1 / 0	652	196,434	1,154,394.26	0.97%
4510	- Food Beverage & Tobacco	3 / 1 / 4	1,116	170,646	4,003,465.51	3.36%
2010	- Health Care	1 / 2 / 0	339	342,485	324,411.07	0.27%
5020	- Industrial Goods & Services	8 / 7 / 2	3,345	1,145,252	8,628,616.16	7.24%
3030	- Insurance	0 / 0 / 1	19	2,224	11,151.14	0.01%
4030	- Media	0 / 0 / 1	3	500	252.94	0.00%
4520	- Personal Care, Drug & Grocery Stores	1 / 0 / 1	274	43,481	216,476.49	0.18%
3510	- Real Estate	3 / 3 / 7	1,242	388,224	1,604,251.37	1.35%
4040	- Retail	2 / 2 / 2	2,143	211,691	4,027,145.06	3.38%
1010	- Technology	8 / 2 / 1	1,960	965,601	4,011,011.79	3.37%
1510	- Telecommunications	1 / 1 / 0	1,890	364,527	4,760,621.50	4.00%
4050	- Travel & Leisure	3 / 2 / 0	2,546	1,937,180	6,357,337.89	5.34%
6510	- Utilities	2 / 4 / 0	5,661	1,573,838	17,299,848.45	14.52%

Top 10 best & worst performing Shares

Main Market

With positive Price change	Closing price	change	With negative Price change	Closing price	change
INTERWOOD-XYLEMPORIA (CR)	0.386	7.82% #	DOMIKI KRITIS SA (CR)	4.25	-5.97% €
CC HBC AG (CR)	27.6	6.36% #	IKTINOS HELLAS SA (CR)	0.538	-3.93% €
ALPHA TRUST HOLDINGS (CR)	6.75	3.85% #	QUEST HOLDINGS (CR)	5.17	-3.18% €
ELLAKTOR (CR)	2.75	3.38% #	KEKROPS SA (CR)	1.53	-3.16% €
ALPHA SERVICES HOLD (CR)	1.728	2.89% #	MEDICON S.A (CR)	3.1	-2.52% €
PIRAEUS FINANCIAL HOLD (CR)	3.93	2.88% #	THESSALONIKA WATER & SEWERAGE	3.33	-1.77% €
AUSTRIACARD (CB)	6.15	2.84% #	ELINOIL S.A. (CR)	2.3	-1.71% €
HELLENIQ ENERGY (CR)	7.88	2.74% #	FOURLIS (CR)	4.12	-1.67% €
P.P.A. S.A. (CR)	25.55	2.61% #	ATHENS MEDICAL CENTER SA (CR)	1.79	-1.65% €
MIG (CR)	4.465	2.53% #	ELTON SA (CR)	2.03	-1.46% €
With the highest Transactions Value	Value (thou. €)	change	With the highest Transactions Volume	Volume	change
PIRAEUS FINANCIAL HOLD (CR)	22,552.23	2.88% #	PIRAEUS FINANCIAL HOLD (CR)	5,850,099	2.88% #
NATIONAL BANK (CR)	11,578.19	2.26% #	EUROBANK HOLDINGS (CR)	5,526,631	2.30% #
EUROBANK HOLDINGS (CR)	10,457.74	2.30% #	ALPHA SERVICES HOLD (CR)	5,226,104	2.89% #
ALPHA SERVICES HOLD (CR)	8,835.01	2.89% #	INTRALOT (CR)	1,634,609	0.49% #
PPC (CR)	7,661.52	-0.17% €	NATIONAL BANK (CR)	1,621,832	2.26% #
MYTILINEOS (CR)	7,170.17	-0.27% €	ATHENS INTL AIRPORT (CR)	785,817	-1.35% €
ATHENS INTL AIRPORT (CR)	6,903.34	-1.35% €	PPC (CR)	653,849	-0.17% €
OTE (CR)	4,745.84	1.38% #	ADMIE (IPTO) HOLDING S.A. (CR)	620,096	-0.44% €
CC HBC AG (CR)	3,803.93	6.36% #	ELLAKTOR (CR)	446,784	3.38% #
JUMBO SA (CR)	3,736.30	-0.44% €	HELLENIQ ENERGY (CR)	435,398	2.74% #

Note: Stocks that are not included in the "Under Supervision" category, and the transactions value is more than 10,000 €.

Derivatives Summary

	Number of Trades	Volume	Open Interest
Index Futures	535	4,777	8,340
FTSE/Athex Banks	0	0	1,520
FTSE/Athex Large Cap	535	4,777	6,498
MSCI GREECE REBASED	0	0	322
Stock Futures	2,144	40,113	486,214
ADMIE (IPTO) HOLDING S.A. (CR)	65	479	33,214
AEGEAN AIRLINES (CR)	25	123	6,542
ALPHA SERVICES HOLD (CR)	282	15,220	166,725
AUTOHELLAS SA (CR)	2	3	248
AVAX S.A. (CR)	18	84	1,460
CC HBC AG (CR)	95	232	382
CENERGY HOLDINGS (CB)	28	262	5,237
ELLAKTOR (CR)	76	484	4,486
ELVALHALCOR (CR)	47	239	5,370
EUROBANK HOLDINGS (CR)	139	5,261	29,736
EYDAP S.A. (CR)	12	19	4,176
FOURLIS (CR)	6	18	1,517
GEK TERNA (CR)	16	56	11,444
HELLENIC EXCHANGES-A.S.E. (CR)	73	466	10,047
HELLENIQ ENERGY (CR)	95	438	7,257
INTRACOM HOLDINGS (CR)	82	379	10,075
INTRAKAT (CR)	23	63	3,293
JUMBO SA (CR)	6	19	649
LAMDA DEVELOPMENT SA (CR)	23	83	6,800
MIG (CR)	3	15	106
MOTOR OIL (CR)	9	32	487
MYTILINEOS (CR)	62	236	4,327
NATIONAL BANK (CR)	194	2,475	16,788
OPAP (CR)	10	15	956
OPTIMA BANK (CR)	0	0	96
OTE (CR)	32	154	9,739
P.P.A. S.A. (CR)	0	0	108
PIRAEUS FINANCIAL HOLD (CR)	385	11,528	90,088
PPC (CR)	217	1,233	30,198
QUEST HOLDINGS (CR)	0	0	191
TERNA ENERGY (CR)	41	218	19,505
TITAN CEMENT (CB)	5	15	229
VIOHALCO SA/NV (CB)	73	264	4,738
Index Options	25	129	1,258
FTSE/Athex Large Cap	25	129	1,258
Stock Options	5	50	745
ALPHA SERVICES HOLD (CR)	0	0	0
NATIONAL BANK (CR)	0	0	290
OPAP (CR)	0	0	167
OTE (CR)	0	0	81
PIRAEUS FINANCIAL HOLD (CR)	0	0	40
PPC (CR)	5	50	167
Total Derivatives Traded	2,709	45,069	496,557

Number of Outstanding Securities	Nominal Value	Dividends [1] 2021 2022 2023	Date of Last Dividend [2]	Last Coupon Right	Note	Shares	Closing price	% change	Previous closing price/date	Open price	Price min	Price max	Last price	Avg price	Last Bid [7]	Last Ask [7]	P/E after tax	Year	Volume	Trades	Transactions Value[8]	Company Mkt Value (thou. €)	Year low	Year high	Sector[4]						
2,352,839,697	0.290	---	---	---	07/04/2008	18/04/2017	---	---	---	ALPHA SERVICES HOLD (CR)	1.728	2.89	P	1.6795	13/02/2024	1.68	1.66	1.728	1.728	1.691	10000@1.72	10000@1.73	---	---	5,226,104	3,405	8,835,013.36	4,065,707.00	1.524	1.778	30101010
36,353,868	1.00	---	(0.025)	---	10/07/2023	21/08/2023	---	---	---	AUSTRIACARD (CB)	6.15	2.84	P	5.98	13/02/2024	5.99	5.97	6.17	6.15	6.009	255@6.12	380@6.16	---	---	278,462	175	1,673,339.23	223,576.29	5.8	6.65	10101010
48,624,764	0.080	0.46	0.65	---	24/04/2023	05/12/2022	---	---	---	AUTOHELLAS SA (CR)	13.64	1.34	P	13.46	13/02/2024	13.46	13.4	13.64	13.64	13.489	80@13.46	200@13.68	---	---	10,898	133	147,006.84	663,241.78	12.78	13.98	40201040
190,162,681	---	---	0.05	---	19/06/2023	07/12/2016	---	---	---	CENERGY HOLDINGS (CB)	7.1	0.71	P	7.05	13/02/2024	7.03	6.95	7.1	7.1	7.009	2552@7.10	79@7.11	---	---	166,613	546	1,167,775.10	1,350,155.04	6.89	7.65	50202010
372,977,222	6.70	0.71	0.78	---	25/05/2023	29/04/2013	---	---	---	CC HBC AG (CR)	27.6	6.36	P	25.95	13/02/2024	26.8	26.8	27.94	27.6	27.394	5@27.56	1000@27.80	---	---	138,861	956	3,803,926.340	294,171.33	25.66	27.94	45101020
3,716,479,777	0.220	---	---	---	02/05/2008	20/05/2019	---	---	---	EUROBANK HOLDINGS (CR)	1.9345	2.30	P	1.891	13/02/2024	1.891	1.85	1.937	1.9345	1.892	5@1.93	20830@1.94	---	---	5,526,631	2,512	10,457,740.96	7,189,530.13	1.599	1.957	30101010
305,635,185	2.18	0.1	0.3	0.3	10/01/2024	01/10/2003	---	---	---	HELLENIO ENERGY (CR)	7.88	2.74	P	7.67	13/02/2024	7.7	7.67	7.88	7.88	7.75	64@7.86	4244@7.88	---	---	435,398	1,398	3,374,241.74	2,408,405.26	7.03	7.88	60101020
83,600,000	0.760	---	---	---	03/07/2007	17/07/2023	---	---	---	INTRACOM HOLDINGS (CR)	4.09	0.86	P	4.055	13/02/2024	4.055	3.91	4.1	4.09	4.027	57@4.09	1629@4.10	---	---	267,869	576	1,078,770.77	341,924.00	3.14	4.17	10101010
160,523,985	0.300	---	---	---	12/08/2008	30/12/2022	---	---	---	INTRAKAT (CR)	4.9	0.82	P	4.86	13/02/2024	4.86	4.785	4.91	4.9	4.852	1438@4.90	4310@4.90	---	---	405,233	702	1,966,353.68	786,567.53	4.46	5.1	50101010
136,059,759	0.880	0.77	0.322	---	23/11/2023	05/03/2014	---	---	---	JUMBO SA (CR)	27.3	-0.44	E	27.42	13/02/2024	27.32	27	27.5	27.3	27.275	89@27.30	200@27.36	---	---	136,984	1,768	3,736,296.10	3,714,431.42	24.44	28.08	40401010
176,736,715	0.300	---	---	---	30/05/2007	27/11/2019	---	---	---	LAMDA DEVELOPMENT SA (CR)	6.93	-0.36	E	6.955	13/02/2024	6.975	6.84	7.01	6.93	6.932	308@6.92	1962@6.96	---	---	176,279	777	1,222,041.61	1,224,785.43	6.735	7.31	35101010
107,222,688	0.440	(0.5667)	0.2	---	20/06/2023	16/03/2022	---	---	---	QUEST HOLDINGS (CR)	5.17	-3.18	E	5.34	13/02/2024	5.38	5.17	5.38	5.17	5.216	127@5.17	49@5.22	---	---	52,590	310	274,289.31	554,341.30	5.17	5.71	10101010
78,325,475	---	0.6	---	---	28/06/2023	23/07/2019	---	---	---	TITAN CEMENT (CB)	24.8	0.20	P	24.75	13/02/2024	25	24.55	25.05	24.8	24.762	9@24.75	433@24.85	---	---	22,927	326	567,709.30	1,942,471.78	20.9	25.8	50101030
120,528,771	1.60	---	---	---	10/11/2023	---	---	---	---	TRADE ESTATES REIC (CR)	1.718	1.54	P	1.692	13/02/2024	1.7	1.7	1.72	1.718	1.713	1017@1.71	1600@1.72	---	---	38,503	67	65,951.57	207,068.43	1.626	1.788	35102045
259,189,761	0.1	0.12	---	---	19/06/2023	26/02/2016	---	---	---	VIOHALCO SANNV (CB)	6.12	-0.65	E	6.16	13/02/2024	6.13	6	6.21	6.12	6.105	1268@6.11	521@6.16	---	---	160,309	650	978,674.31	1,586,241.34	5.28	6.58	55102015
148,321,516	0.300	---	0.07	---	19/06/2023	22/01/2020	---	---	---	AVAX S.A. (CR)	1.748	-0.11	E	1.75	13/02/2024	1.77	1.72	1.77	1.748	1.741	560@1.75	92@1.75	---	---	235,463	351	409,874.59	259,266.01	1.62	1.884	50101010
232,000,000	2.12	0.0854	0.0682	0.0582	04/10/2023	19/06/2017	---	---	---	ADMIE (IPTO) HOLDING S.A. (CR)	2.29	-0.44	E	2.3	13/02/2024	2.3	2.27	2.32	2.29	2.289	1303@2.29	416@2.29	18.26	2022	620,096	665	1,419,502.97	531,280.00	2.12	2.4	65101015
90,167,100	0.500	---	---	---	03/06/2019	24/05/2021	---	---	---	AEGEAN AIRLINES (CR)	12.46	-0.32	E	12.5	13/02/2024	12.58	12.26	12.58	12.46	12.398	20@12.44	341@12.46	---	---	77,426	623	959,924.40	1,123,482.07	11.08	12.84	40501010
103,423,291	0.570	---	---	---	01/08/2011	23/08/2023	---	---	---	GEK TERNA (CR)	14.4	---	~	14.4	13/02/2024	14.48	14.26	14.5	14.4	14.361	100@14.38	96@14.40	---	---	47,005	467	675,019.74	1,489,295.39	12.98	14.8	50101010
382,000,000	2.48	---	---	---	20/07/2015	12/12/2001	---	---	---	PPC (CR)	11.78	-0.17	E	11.8	13/02/2024	11.8	11.55	11.95	11.78	11.718	1676@11.77	374@11.79	---	---	653,849	2,193	7,661,519.59	4,499,960.00	11.2	12.67	65101015
300,000,000	1.00	---	---	---	07/02/2024	---	---	---	---	ATHENS INTL AIRPORT (CR)	8.75	-1.35	E	8.87	13/02/2024	8.87	8.73	8.951	8.75	8.785	20@8.74	1513@8.80	---	---	785,817	2,129	6,903,343.75	2,625,000.00	8.73	9.56	50206060
914,715,153	1.00	---	---	---	16/05/2008	29/08/2018	---	---	---	NATIONAL BANK (CR)	7.25	2.26	P	7.09	13/02/2024	7.088	7.034	7.25	7.25	7.139	5@7.23	7637@7.25	---	---	1,621,832	2,740	11,578,187.32	6,631,684.86	6.222	7.264	30101010
11,250,000	0.520	0.0405	0.08	---	07/08/2023	09/11/2015	---	---	---	EKTER SA (CR)	4.1	---	~	4.1	13/02/2024	4.07	4.07	4.17	4.1	4.121	250@4.10	200@4.14	---	---	27,706	110	114,185.54	46,125.00	3.97	4.57	50101010
375,241,586	0.390	0.03	0.06	---	26/06/2023	14/07/2006	---	---	---	ELVALHALCOR (CR)	2.24	0.67	P	2.225	13/02/2024	2.245	2.155	2.255	2.24	2.201	420@2.22	2050@2.25	---	---	225,866	575	497,201.83	840,541.15	1.872	2.435	55102015
348,192,005	0.040	---	---	---	05/07/2011	16/07/2021	---	---	---	ELLAKTOR (CR)	2.75	3.38	P	2.66	13/02/2024	2.7	2.64	2.75	2.75	2.706	103@2.71	10181@2.76	---	---	446,784	1,064	1,209,054.19	957,528.01	2.42	2.8	50101010
60,348,000	0.420	0.1515	0.1565	---	14/06/2023	04/08/2021	---	---	---	HELLENIC EXCHANGES-A.S.E. (CR)	5.65	-0.53	E	5.68	13/02/2024	5.7	5.6	5.7	5.65	5.643	142@5.65	32@5.68	---	---	126,767	550	715,400.93	340,966.20	5.18	5.92	30202015
106,500,000	0.600	0.28	0.02	---	13/09/2023	13/09/2021	---	---	---	EYDAP S.A. (CR)	5.84	0.69	P	5.8	13/02/2024	5.76	5.76	5.85	5.84	5.795	260@5.80	464@5.84	---	---	27,513	248	159,431.44	621,960.00	5.64	6.15	65102030
604,095,621	0.300	---	---	---	30/05/2013	10/10/2023	---	---	---	INTRALOT (CR)	1.23	0.49	P	1.224	13/02/2024	1.224	1.202	1.236	1.23	1.22	78329@1.22	6000@1.23	---	---	1,634,609	705	1,994,062.38	743,037.61	1.046	1.26	40501020
110,782,980	0.750	0.9054	1.6299	0.4091	18/12/2023	04/11/2013	---	---	---	MOTOR OIL (CR)	27.34	1.64	P	26.9	13/02/2024	26.9	26.52	27.36	27.34	27.105	30@27.20	76@27.36	---	---	77,439	773	2,099,013.32	3,028,806.67	23.56	27.66	60101020
142,891,161	0.970	0.4341	1.24	---	27/06/2023	07/07/2017	---	---	---	MYTILINEOS (CR)	37.3	-0.27	E	37.4	13/02/2024	37.4	36.92	37.7	37.3	37.254	588@37.34	590@37.36	---	---	192,468	2,035	7,170,166.92	5,329,840.31	36.52	39.56	65102000
370,062,741	0.300	0.6	1	1.0018	02/11/2023	19/06/2023	---	---	---	OPAP (CR)	16.31	-0.12	E	16.33	13/02/2024	16.15	16.15	16.48	16.31	16.351	82@16.31	200@16.42	---	---	204,911	1,175	3,350,403.63	6,035,723.31	15.32	16.63	40501020
418,002,013	2.83	0.8231	0.5888	---	05/07/2023	18/06/1998	---	---	---	OTE (CR)	13.18	1.38	P	13	13/02/2024	12.99	12.98	13.19	13.18	13.092	2266@13.12	272@13.18	---	---	362,488	1,863	4,745,838.10	5,509,266.53	12.76	13.5	15102015
1,250,367,223	0.930	---	---	---	16/05/2008	14/04/2021	---	---	---	PIRAEUS FINANCIAL HOLD (CR)	3.93	2.88	P	3.82	13/02/2024	3.83	3.808	3.93	3.93	3.855	2480@3.90	15044@3.93	---	---	5,850,099	5,438	22,552,227.78	4,913,943.19	3.21	3.942	30101010
66,850,563	0.780	0.1493	0.1495	---	09/05/2023	13/06/2018	---	---	---	GR. SARANTIS S.A. (CR)	9.5	---	~	9.5																	

Number of Outstanding Securities	Nominal Value	Dividends [1]			Date of Last Coupon		Note	Shares	Closing price	% change	Previous closing price/date	Open price	Price min	Price max	Last price	Avg price	Last Bid [7]	Last Ask [7]	P/E after tax	Year	Volume	Trades	Transactions Value[8]	Company Mkt Value (thou. €)	Year low	Year high	Sector[4]		
		2021	2022	2023	Dividend [2]	Right																							
13,126,020	0.660	0.1163	0.1158	---	26/07/2023	04/09/2020	---	AS COMPANY SA (CR)	2.54	1.60	P	2.5	13/02/2024	2.54	2.54	2.54	2.54	2.54	550@2.44	468@2.51	---	---	2	1	5.08	33,340.09	2.32	2.54	40401030
3,114,144	0.360	0.3427	0.2304	---	29/05/2023	02/06/2020	---	ALPHA TRUST HOLDINGS (CR)	6.75	3.85	P	6.5	13/02/2024	6.6	6.5	6.75	6.75	6.504	100@5.40	200@6.75	---	---	59,300	32	385,666.00	21,020.47	5.9	7	30202010
243,164,193	0.300	---	---	---	30/12/2021	05/12/2023	---	ATTICA HOLDINGS (CR)	2.28	2.24	P	2.23	13/02/2024	2.21	2.21	2.28	2.28	2.248	1150@2.28	1180@2.29	---	---	19,959	38	44,872.48	554,414.36	1.86	2.39	40501015
155,154,947	0.040	---	---	---	01/07/2008	21/02/2020	---	AVE (CR)	0.506	---	---	0.506	13/02/2024	0.498	0.498	0.506	0.506	0.506	1400@0.491	10@0.506	---	---	500	3	252.94	78,508.40	0.428	0.542	40301010
35,764,593	2.10	0.075	0.1046	---	02/05/2023	25/11/2019	---	BRIQ PROPERTIES (CR)	1.97	---	---	1.97	13/02/2024	1.965	1.96	1.975	1.97	1.972	1000@1.94	2700@1.98	---	---	10,234	18	20,178.39	70,456.25	1.865	1.985	35102030
101,123,806	0.360	---	---	---	22/07/2010	28/06/2011	---	CENTRIC HOLDINGS (CR)	0.384	1.05	P	0.38	13/02/2024	0.375	0.375	0.385	0.384	0.377	2000@0.378	14106@0.384	---	---	31,495	42	11,883.03	38,831.54	0.87	0.417	40203040
784,500	10.00	0.3	---	0.2508	30/11/2023	31/07/2018	---	CNL CAPITAL (CR)	8	---	---	8	13/02/2024	---	---	---	---	---	100@7.95	100@8.05	(-6)	2022	---	---	---	6,276.00	7.55	9	30202010
10,482,600	0.300	---	---	---	06/10/2005	13/02/2002	---	CPI SA (CR)	0.668	1.21	P	0.66	13/02/2024	0.69	0.64	0.696	0.668	0.655	200@0.648	385@0.668	---	---	21,671	56	14,203.42	7,002.38	0.606	0.73	10102030
18,680,300	0.050	---	---	---	06/07/2022	---	---	DIMAND (CR)	9.98	---	---	9.98	13/02/2024	10.1	9.92	10.1	9.98	10.033	72@9.94	96@9.98	---	---	9,160	61	91,898.04	186,429.39	9.8	10.95	35101010
54,200,000	0.075	0.035	0.074	---	18/07/2023	23/11/2021	---	EPSILON NET (CR)	9.83	1.34	P	9.7	13/02/2024	9.78	9.7	9.83	9.83	9.762	10950@9.80	47@9.83	---	---	5,434	46	53,048.69	532,786.00	8.8	9.83	10101015
52,131,944	1.00	0.1102	0.11	---	29/06/2023	23/07/2019	---	FOURLIS (CR)	4.12	-1.67	E	4.19	13/02/2024	4.17	4.09	4.185	4.12	4.124	110@4.11	474@4.14	---	---	60,430	295	249,201.26	214,783.61	3.94	4.37	40401010
48,003,921	0.400	---	---	---	30/08/1993	26/06/2023	---	IDEAL HOLDINGS (CR)	6.49	1.72	P	6.38	13/02/2024	6.31	6.31	6.49	6.49	6.443	1182@6.47	2300@6.50	---	---	75,852	295	488,743.87	311,545.45	6.18	6.66	10102030
167,868,482	0.300	---	---	---	20/08/2007	28/11/2022	---	LAVIPHARM SA (CR)	0.884	0.23	P	0.882	13/02/2024	0.866	0.866	0.888	0.884	0.875	733@0.884	2000@0.886	---	---	321,194	233	281,022.56	148,395.74	0.76	0.934	20103015
4,740,000	0.860	---	---	---	14/03/2003	---	---	LOGISMOS S.A. (CR)	1.22	1.67	P	1.2	13/02/2024	1.22	1.22	1.23	1.23	1.222	200@1.15	1000@1.20	(-6)	2022	150	3	183.37	5,782.80	1.13	1.26	10101015
17,120,280	0.940	0.06	---	---	27/06/2022	26/06/2023	---	LOULIS FOOD (CR)	2.94	-1.67	E	2.99	13/02/2024	2.93	2.9	2.97	2.94	2.937	365@2.92	129@2.94	---	---	3,001	22	8,814.34	50,333.62	2.73	3.09	45102020
4,419,616	1.58	---	0.1531	---	10/07/2023	04/03/2015	---	MEDICON S.A (CR)	3.1	-2.52	E	3.18	13/02/2024	3.19	3.09	3.19	3.1	3.108	50@3.11	113@3.13	---	---	4,067	42	12,638.28	13,700.81	3.09	3.49	20102010
468,700	3.42	4.06	---	---	22/12/2023	21/05/2004	---	MERMEREN KOMB. A.D. PR. (GDR)	46.2	---	---	46.2	13/02/2024	---	---	---	---	---	25@42.20	5@46.00	1.54	2022	---	---	---	21,653.94	43.2	49.6	55102000
31,317,025	0.400	---	---	---	26/04/2007	10/05/2023	---	MIG (CR)	4.465	2.53	P	4.355	13/02/2024	4.485	4.3	4.485	4.465	4.363	100@4.32	20@4.47	---	---	7,152	57	31,204.23	139,830.52	4.3	4.9	30202000
138,218,440	0.870	---	---	---	11/12/2023	---	---	ORILINA PROPERTIES REIC (CR)	0.922	0.11	P	0.921	13/02/2024	0.926	0.92	0.93	0.922	0.923	1000@0.912	250@0.928	---	---	23,066	59	21,294.82	127,437.40	0.916	0.9628	35102000
87,127,162	0.500	---	---	---	08/06/2023	28/07/2021	---	PREMIA (CR)	1.164	---	---	1.164	13/02/2024	1.164	1.15	1.166	1.164	1.158	1000@1.16	190@1.16	---	---	92,690	116	107,344.40	101,416.02	1.148	1.21	35102000
24,586,446	0.230	---	0.04	---	03/07/2023	08/06/2022	---	PROFILE SA (CR)	4.05	1.00	P	4.01	13/02/2024	4.03	3.96	4.05	4.05	3.996	500@4.01	775@4.05	---	---	27,621	107	110,376.18	99,575.11	3.96	4.34	10101010
27,345,120	0.280	---	---	---	18/07/2005	26/02/2014	---	QUALITY & RELIABILITY SA (CR)	0.89	---	---	0.89	13/02/2024	0.89	0.858	0.898	0.89	0.877	14000@0.882	500@0.892	---	---	213,345	282	187,100.23	24,337.16	0.6	0.992	10101010
6,456,530	1.08	0.12	0.1314	---	17/07/2023	02/08/2010	---	SPACE HELLAS SA (CR)	7.26	-0.82	E	7.32	13/02/2024	7.26	7.2	7.3	7.26	7.25	417@7.20	198@7.26	---	---	2,039	27	14,783.40	46,874.41	7.2	8.48	15101010
17,190,046	0.300	---	---	---	16/11/1992	04/12/2023	---	UNIBIOS (CR)	1.275	-1.16	E	1.29	13/02/2024	1.27	1.27	1.31	1.275	1.277	1000@1.27	788@1.29	---	---	22,697	81	28,991.50	21,917.31	1.115	1.45	50204000
13,000,000	0.650	---	---	---	01/08/2007	07/04/2000	5093	AKRITAS SA (CR)	1.01	-1.94	E	1.03	13/02/2024	1	1	1.09	1.01	1.025	3419@1.01	20@1.13	---	---	7,646	28	7,833.34	13,130.00	0.78	1.33	50101035
32,413,681	0.370	---	---	---	15/07/2009	11/05/2000	---	ALUMIL (CR)	2.71	-1.10	E	2.74	13/02/2024	2.76	2.68	2.76	2.71	2.721	606@2.71	110@2.73	---	---	11,926	64	32,450.98	87,841.08	2.68	3.18	55102035
3,576,883	3.44	0.5109	---	---	30/10/2023	19/07/2022	---	ANDROMEDA SA (CR)	6.86	1.78	P	6.74	13/02/2024	6.8	6.8	6.94	6.86	6.881	50@6.70	440@6.86	---	2022	3,215	13	22,123.10	24,537.42	6.42	6.96	30204000
18,810,000	0.400	---	---	---	08/07/2010	14/11/2007	---	VARVERIS - MODA BAGNO SA (CR)	2.54	---	---	2.54	13/02/2024	---	---	---	---	---	200@2.46	1500@2.48	---	---	---	---	---	47,777.40	1.9	2.98	40401025
23,986,500	1.04	---	---	---	26/06/2009	28/08/2023	---	BIOKARPET S.A.(CR)	2.82	---	---	2.82	13/02/2024	2.82	2.76	2.82	2.82	2.817	400@2.78	968@2.82	---	---	47	7	132.39	67,641.93	2.66	3.13	50101035
24,060,000	0.300	0.055	0.075	---	25/04/2023	01/07/2019	---	GEN. COMMERCIAL & IND.SA (CR)	1.79	0.28	P	1.785	13/02/2024	1.755	1.755	1.79	1.79	1.758	1075@1.76	975@1.79	11.07	2022	8,107	14	14,249.82	43,067.40	1.72	1.95	50205010
15,878,748	0.480	---	---	---	10/07/2006	22/03/2004	---	DOMIKI KRITIS SA (CR)	4.25	-5.97	E	4.52	13/02/2024	4.4	4.2	4.4	4.25	4.3	1231@4.20	500@4.34	---	---	54,737	195	235,363.86	67,484.68	3.07	4.7	50101010
34,720,000	0.310	---	---	---	16/06/2010	01/08/2007	---	DROMEAS SA (CR)	0.37	-1.60	E	0.376	13/02/2024	0.384	0.352	0.384	0.37	0.373	500@0.360	16@0.369	---	---	1,903	13	710.03	12,846.40	0.333	0.396	40202015
13,673,200	0.420	---	---	---	18/07/2008	26/07/2001	---	EVROFARMA SA (CR)	1.4	1.45	P	1.38	13/02/2024	1.38	1.32	1.4	1.4	1.358	1890@1.37	200@1.39	---	---	6,525	50	8,863.70	19,142.48	1.2	1.54	45102020
18,410,839	1.00	0.262	0.202	---	23/08/2023	10/09/2010	---	ELASTRON (CR)	2.69	-0.37	E	2.7	13/02/2024	2.66	2.63	2.72	2.69	2.65	20@2.67	1379@2.69	---	---	10,591	56	28,068.29	49,525.16	2.45	2.84	55102010
3,307,500	0.210	---	0.4	---	13/10/2023	30/11/2022	---	ELVE SA (CR)	5.1	---	---	5.1	13/02/2024	5.1	5.1	5.1	5.1	5.1	550@5.10	60@5.15	20.10	2022	250	1	1,275.00	16,868.25	4.7	5.4	40204020
23,828,130	0.500	0.0737	---	---	18/07/2022	17/02/2009	---	ELINOIL S.A. (CR)	2.3	-1.71	E	2.34	13/02/2024	2.39	2.27	2.39	2.3	2.294	2090@2.28	1377@2.30	---	---	12,885	77	29,557.01	54,804.70			

Daily Official List

Year: 145 Trading Day No: 32

Section 2: Analytic Figures of Shares Transactions

Wednesday, 14 February, 2024

Number of Outstanding Securities	Nominal Value	Dividends [1]			Date of Last Coupon		Note	Shares	Closing price	% change	Previous closing price/date	Open price	Price min	Price max	Last price	Avg price	Last Bid [7]	Last Ask [7]	P/E after tax	Year	Volume	Trades	Transactions Value[8]	Company Mkt Value (thou. €)	Year low	Year high	Sector[4]		
		2021	2022	2023	Dividend [2]	Right																							
26,730,187	0.520	0.1	0.12	---	29/06/2023	01/08/2017	---	ELTON SA (CR)	2.03	-1.46	€	2.06	13/02/2024	2.06	2.01	2.08	2.03	2.036	3736@2.01	3777@2.03	---	---	37,034	114	75,408.15	54,262.28	1.94	2.36	50205010
30,000,000	0.050	0.09	0.1	---	09/06/2023	11/06/2020	---	ENTERSOFT (CR)	6.52	0.31	€	6.5	13/02/2024	6.52	6.42	6.54	6.52	6.489	873@6.42	2474@6.52	---	---	19,454	99	126,234.62	195,600.00	5.68	6.62	10101015
36,300,000	1.12	0.2186	---	---	14/09/2022	12/12/2007	---	THESSALONIKA WATER & SEWERAGE	3.33	-1.77	€	3.39	13/02/2024	3.39	3.33	3.4	3.33	3.341	29@3.33	2298@3.38	---	---	28,427	53	94,973.04	120,879.00	3.22	3.58	65102030
15,083,480	0.150	---	---	---	02/06/2010	29/01/2024	---	EUROCONSULTANTS S.A. (CR)	1.14	0.44	€	1.135	13/02/2024	1.145	1.12	1.15	1.14	1.129	2490@1.12	2484@1.14	---	---	12,474	29	14,079.14	17,195.17	1.12	1.285	50205020
114,320,400	0.100	0.01	---	---	26/11/2021	05/08/2019	---	IKTINOS HELLAS SA (CR)	0.538	-3.93	€	0.56	13/02/2024	0.56	0.53	0.561	0.538	0.542	6000@0.536	800@0.546	---	---	333,008	386	180,453.97	61,504.38	0.439	0.599	50101035
8,636,132	0.450	---	0.02	---	17/07/2023	13/10/2014	---	ILYDA S.A. (CR)	1.49	-1.32	€	1.51	13/02/2024	1.5	1.48	1.505	1.49	1.498	500@1.46	520@1.49	9.54	2022	3,153	11	4,722.10	12,867.84	1.29	1.565	10101015
2,566,836	0.440	0.016	0.016	---	03/07/2023	09/01/2007	---	INTERWOOD-XYLEMPORIA (PR)	0.386	---	€	0.386	13/02/2024	---	---	---	---	---	1000@0.320	990@0.378	---	---	---	---	---	14,495.56	0.33	0.398	50101020
34,986,430	0.440	---	---	---	25/07/2008	23/02/2010	---	INTERWOOD-XYLEMPORIA (CR)	0.386	7.82	€	0.358	13/02/2024	0.358	0.358	0.386	0.386	0.369	3000@0.375	1449@0.386	---	---	94,613	71	34,956.78	14,495.56	0.33	0.41	50101020
18,567,912	0.590	0.24	---	---	05/07/2023	26/01/2021	---	INTERLIFE G.C.I.(CR)	5.06	---	€	5.06	13/02/2024	5.06	4.97	5.06	5.06	5.014	476@4.97	312@5.06	---	2022	2,224	19	11,151.14	93,953.63	4.81	5.3	30302025
8,424,900	0.500	---	---	---	12/07/2010	04/07/2019	---	INTERTECH SA (CR)	1.33	-2.21	€	1.36	13/02/2024	1.32	1.32	1.35	1.33	1.328	503@1.32	297@1.34	22.96	2022	5,846	23	7,761.10	11,205.12	1.27	1.485	50205010
19,804,134	0.150	---	---	---	01/07/2004	06/11/2017	---	KEKROPS SA (CR)	1.53	-3.16	€	1.58	13/02/2024	1.57	1.53	1.62	1.53	1.554	2712@1.53	290@1.56	2.91	2022	27,206	84	42,280.84	30,300.33	1.53	1.965	35101010
40,219,218	0.260	---	---	---	29/08/2022	10/06/2019	---	KLOUKINAS - LAPPAS SA (CR)	1.54	0.65	€	1.53	13/02/2024	1.54	1.52	1.6	1.54	1.559	50@1.53	200@1.55	---	---	56,603	123	88,226.10	61,937.60	1.425	1.78	50101010
11,510,102	0.890	---	---	---	24/06/2005	06/10/1999	---	NAFPAKTOS TEXTILE (CR)	1.15	-1.71	€	1.17	13/02/2024	1.17	1.11	1.17	1.15	1.129	180@1.11	2377@1.15	---	---	4,334	29	4,894.82	13,236.62	0.945	1.34	55101020
21,224,340	0.420	0.02	---	---	06/09/2022	25/04/2006	---	KORDELLOS BROS SA (CR)	0.626	---	€	0.626	13/02/2024	0.628	0.616	0.628	0.626	0.621	1488@0.620	222@0.626	5.50	2022	25,800	17	16,031.33	13,286.44	0.58	0.684	55102010
33,065,136	0.380	0.2001	0.2004	---	24/08/2023	16/09/2013	---	KRI-KRI S.A. (CR)	10	---	€	10	13/02/2024	10	9.94	10.1	10	9.992	50@9.96	210@10.00	-(6)	2022	16,988	71	169,741.91	330,651.36	9.58	10.25	45102020
7,595,160	0.600	---	---	---	10/09/2019	18/08/2010	---	KIRIAKOULIS SHIPPING SA (CR)	1.08	---	€	1.08	13/02/2024	---	---	---	---	---	534@1.01	340@1.08	---	---	---	---	---	8,202.77	0.95	1.1	40501015
6,200,000	0.500	---	---	---	22/06/2010	01/11/1995	---	MINERVA KNITWEAR (CR)	0.67	-3.60	€	0.695	13/02/2024	0.66	0.65	0.68	0.67	0.662	800@0.650	2040@0.670	---	---	8,955	25	5,927.13	4,154.00	0.51	0.98	40204020
5,939,268	0.620	---	---	---	10/07/2003	03/01/2002	---	LANAKAM SA (CR)	1.07	---	€	1.07	13/02/2024	1.07	1.05	1.07	1.07	1.06	96@1.05	963@1.07	---	---	209	5	221.55	6,355.02	0.945	1.1	40401020
9,819,370	0.500	---	---	---	14/08/2007	09/01/2004	---	MATHIOS REFRACTORY SA (CR)	1.22	---	€	1.22	13/02/2024	---	---	---	---	---	500@1.15	1000@1.20	---	---	---	---	---	11,979.63	1	1.28	55101000
30,150,000	0.360	0.0401	0.0908	---	15/06/2023	25/04/2019	---	MOTODYNAMICS S.A. (CR)	2.98	0.68	€	2.96	13/02/2024	2.97	2.91	2.99	2.98	2.945	400@2.95	9@2.98	---	---	13,896	66	40,922.67	89,847.00	2.91	3.34	40401030
43,200,000	1.00	0.0824	---	---	07/09/2022	13/09/2023	---	MPLE KEDROS (CR)	3.34	---	€	3.34	13/02/2024	3.33	3.32	3.34	3.34	3.333	210@3.29	880@3.34	---	---	6,750	33	22,496.80	144,288.00	3.2	3.35	55102000
2,160,524	0.670	---	---	---	03/12/2018	23/11/1999	---	N. LEVENTERIS (PR)	0.35	-10.26	€	0.39	13/02/2024	0.33	0.33	0.37	0.35	0.346	2400@0.308	999@0.360	---	2022	14,910	27	5,162.73	3,585.56	0.26	0.41	55102010
25,000,000	2.00	0.628	1.04	---	07/08/2023	08/08/2003	---	P.P.A. S.A. (CR)	25.55	2.61	€	24.9	13/02/2024	25.8	25.3	25.8	25.55	25.457	500@25.00	255@25.55	12.08	2022	9,779	138	248,941.15	638,750.00	23	25.8	50206060
4,971,466	1.46	---	---	---	04/07/2007	08/10/2003	---	PAIRIS SA (CR)	1.36	-2.16	€	1.39	13/02/2024	1.305	1.305	1.375	1.36	1.334	140@1.32	728@1.36	---	---	3,092	19	4,124.94	6,761.19	1.04	1.71	50203030
27,098,594	0.540	0.05	0.0401	0.0302	04/12/2023	14/01/2021	---	PAPOUTSANIS (CR)	2.31	0.87	€	2.29	13/02/2024	2.3	2.26	2.31	2.31	2.276	1093@2.30	327@2.31	20.86	2022	27,177	46	61,852.84	62,597.75	2.2	2.4	45201020
7,070,400	0.930	0.3242	0.2593	---	03/07/2023	06/05/2016	---	PETROPOULOS PETROS (CR)	10.5	1.45	€	10.35	13/02/2024	10.45	10.4	10.65	10.4	10.493	340@10.35	606@10.40	---	---	5,137	58	53,901.25	74,239.20	9.06	10.65	50206015
43,741,452	0.660	0.2723	0.2629	0.0699	30/11/2023	01/11/1999	---	THRACE PLASTICS SA (CR)	4.24	-0.23	€	4.25	13/02/2024	4.27	4.205	4.285	4.24	4.249	560@4.23	300@4.24	---	---	9,942	119	42,247.60	185,463.76	4.05	4.595	50203015
21,912,599	0.300	---	0.048	---	18/05/2023	23/02/2007	---	REVOIL (CR)	1.9	0.26	€	1.895	13/02/2024	1.895	1.86	1.9	1.9	1.863	500@1.88	1465@1.90	---	---	60,815	47	113,304.58	41,633.94	1.775	1.94	60101020
13,582,223	1.35	---	---	---	24/06/2008	02/02/2016	---	SIDMA STEEL (CR)	2.12	---	€	2.12	13/02/2024	2.14	2.08	2.15	2.12	2.105	100@2.08	378@2.12	---	---	2,002	19	4,213.34	28,794.31	2.06	2.36	55102010
40,693,350	5.00	---	---	---	03/07/2006	26/05/2015	---	TECHNICAL OLYMPIC SA (CR)	2.95	-0.34	€	2.96	13/02/2024	2.95	2.87	2.95	2.95	2.898	150@2.90	495@2.95	---	---	11,981	97	34,721.57	120,045.38	2.63	3.05	40202010
3,048,000	0.300	---	---	---	06/07/2007	01/06/2021	---	TZIRAKIAN PROFIL (CR)	1.75	-1.69	€	1.78	13/02/2024	1.715	1.715	1.75	1.75	1.718	140@1.73	18@1.75	30.66	2022	22	3	37.80	5,334.00	1.7	1.925	55102010
10,203,575	0.730	---	---	---	16/07/2007	18/10/1999	---	FIERATEX SA (CR)	0.386	1.31	€	0.381	13/02/2024	0.394	0.383	0.394	0.394	0.386	2700@0.387	165@0.396	---	2022	990	7	382.17	3,938.58	0.357	0.538	55101020
8,340,750	1.16	---	---	---	25/06/2009	17/09/2018	---	HAIDEMENOS SA (CR)	0.84	---	€	0.84	13/02/2024	---	---	---	---	---	50@0.765	2000@0.800	---	2022	---	---	---	7,006.23	0.62	0.92	50205030

Main Market - Low Liquidity Class

14,000,000	4.15	3.42	0.26	---	19/07/2023	29/06/1999	---	ALPHA REAL ESTATE (CR)	9.96	1.63	€	9.8	13/02/2024	9.68	9.68	9.98	9.96	9.899	23@9.94	32@9.96	---	---	224	10	2,217.40	139,440.00	8.28	10.6	35101015
50,014,177	0.050	---	---	---	04/06/2008	27/03/2023	---	ATTICA BANK S.A. (CR)	11.1	-0.45	€	11.15	13/02/2024	11	11	11.3	11.05	11.15	20@11.05	390@11.20	---	---	1,003	22	11,183.35	555,157.36	10.85	12	30101010
11,869,224	0.540	0.136	0.15	---	03/07/2023	30/08/2019																							

Daily Official List

Year: 145 Trading Day No: 32

Section 2: Analytic Figures of Shares Transactions

Wednesday, 14 February, 2024

Number of Outstanding Securities	Nominal Value	Dividends [1]			Date of Last Coupon		Note	Shares	Closing price	% change	Previous closing price/date	Open price	Price min	Price max	Last price	Avg price	Last Bid [7]	Last Ask [7]	P/E after tax	Year	Volume	Trades	Transactions Value[8]	Company Mkt Value (thou. €)	Year low	Year high	Sector[4]		
		2021	2022	2023	Dividend [2]	Right																							
10,500,000	0.950	---	---	---	24/06/2008	21/07/2023	---	MEVACO SA (CR)	3.74	---	3.74	13/02/2024	---	---	---	---	480@3.74	68@3.84	12.40	2022	---	---	---	39,270.00	3.62	4	55102015		
57,434,884	1.17	---	---	---	05/06/2008	12/06/2009	---	REDS S.A. (CR)	2.35	---	2.35	13/02/2024	2.33	2.33	2.33	2.33	700@2.33	999@2.42	---	---	300	1	699.00	134,971.98	2.26	2.5	35101010		
205,177,538	0.500	0.02	0.03	---	23/06/2023	28/12/2023	---	TRASTOR REAL EST. INV. CO.(CR)	1.16	---	1.16	13/02/2024	1.16	1.15	1.18	1.16	1.159	1005@1.13	70@1.18	---	---	3,230	11	3,744.40	238,005.94	1.13	1.42	35102000	
15,300,000	0.300	---	---	---	30/07/2009	13/12/1999	---	ATTICA PUBLICATIONS SA (CR)	0.318	---	0.318	13/02/2024	---	---	---	---	620@0.310	298@0.346	---	---	---	---	---	4,865.40	0.292	0.346	40301030		
6,325,000	0.600	0.19	0.153	---	03/07/2023	17/02/2014	---	VOYATZOGLOU (CR)	2.34	-0.85	€	2.36	13/02/2024	2.34	2.34	2.34	2.34	100@2.30	94@2.34	---	---	837	4	1,958.58	14,800.50	2.26	2.7	50205010	
15,000,000	0.300	---	---	---	06/07/2007	18/07/2000	---	DAIOS PLASTICS SA (CR)	3.6	---	3.6	13/02/2024	---	---	---	---	100@3.24	200@3.80	---	---	---	---	---	54,000.00	3.18	3.6	50203015		
86,735,980	0.310	---	---	---	06/07/2009	07/09/2023	---	ATHENS MEDICAL CENTER SA (CR)	1.79	-1.65	€	1.82	13/02/2024	1.79	1.775	1.83	1.79	1.785	310@1.79	400@1.80	---	---	17,224	64	30,750.23	155,257.40	1.76	2.03	20101025
2,760,000	11.83	11	11.8	---	14/06/2023	16/07/1990	---	KARELIA (CR)	344	2.38	P	336	13/02/2024	340	340	344	344	340.667	6@336.00	7@344.00	---	---	30	6	10,220.00	949,440.00	330	350	45103010
6,700,000	0.800	0.047	0.047	---	23/08/2023	29/05/2014	---	MILLS KEPENOS (CR)	2.02	---	2.02	13/02/2024	2.02	2.02	2.02	2.02	212@1.95	98@2.08	14.92	2022	380	1	767.60	13,534.00	1.96	2.26	45102020		
18,017,472	0.360	---	---	---	09/09/2022	28/08/2017	---	KTIMA KOSTAS LAZARIDIS SA (CR)	1.74	---	1.74	13/02/2024	1.74	1.74	1.74	1.74	239@1.74	190@1.78	---	---	9	1	15.66	31,350.40	1.74	1.88	45101015		
21,364,000	1.12	---	0.4	---	21/08/2023	08/03/2023	---	LAMPASA HOTEL SA (CR)	29.4	1.38	P	29	13/02/2024	29	29	29.4	29.4	29.364	75@29.00	19@29.40	---	---	275	5	8,075.00	628,101.60	29	32.4	40501025
32,188,050	1.04	---	---	---	21/07/2008	20/01/2000	---	MOUZAKIS (CR)	0.88	2.92	P	0.855	13/02/2024	0.92	0.82	0.92	0.88	0.873	150@0.780	1990@0.880	---	---	2,560	10	2,234.80	28,325.48	0.67	0.92	55101020
8,321,682	0.670	---	---	---	17/08/2007	23/11/1999	---	N. LEVENTERIS (CR)	0.34	0.59	P	0.338	13/02/2024	0.364	0.312	0.364	0.34	0.341	2290@0.312	1500@0.338	---	2022	15,310	17	5,213.92	3,585.56	0.27	0.364	55102010
6,340,000	0.600	0.17	0.1	0.2	11/12/2023	11/01/2024	---	NAKAS MUSIC	2.8	---	2.8	13/02/2024	2.7	2.7	2.96	2.96	2.932	10@2.88	178@2.92	---	---	170	8	498.40	17,752.00	2.54	3.16	40401030	
10,080,000	3.00	1.5	1.45	---	11/05/2023	27/08/2001	---	TPA SA (CR)	21.8	0.93	P	21.6	13/02/2024	21.8	21.7	21.9	21.8	21.813	50@21.70	116@21.90	---	---	475	18	10,361.40	219,744.00	21.3	23.5	50206060
27,379,200	0.980	---	0.45	---	01/08/2023	29/08/2022	---	CRETE PLASTICS SA (CR)	15.5	---	15.5	13/02/2024	16	15.5	16	15.5	15.783	90@15.30	93@15.50	---	---	804	9	12,689.50	424,377.60	14.6	16.4	50203015	
255,494,534	2.71	0.279	0.255	0.11	11/12/2023	30/09/2021	---	PRODEA (CR)	7.35	---	7.35	13/02/2024	7.35	7.35	7.35	7.35	7.35	61@7.35	76@7.60	---	---	365	3	2,682.75	1,877,884.82	7	7.95	35102000	
4,181,450	0.500	---	---	---	21/08/2000	05/03/2002	---	FLOUR MILLS SARANTOPOULOS SA	1.07	---	1.07	13/02/2024	---	---	---	---	2000@1.00	130@1.07	---	---	---	---	---	4,474.15	0.965	1.07	45102020		

Exchange Traded Funds (ETFs)

924,675	---	---	---	---	15/06/2016	---	ALPHA ETF FTSE Athex Large Cap	34.59	1.47	P	34.09	13/02/2024	34.2	34.05	34.6	34.59	34.226	2@34.12	31@35.75	---	---	2,755	54	94,292.68	---	31.58	38	12003
---------	-----	-----	-----	-----	------------	-----	--------------------------------	-------	------	---	-------	------------	------	-------	------	-------	--------	---------	----------	-----	-----	-------	----	-----------	-----	-------	----	-------

Surveillance

89,078,604	0.040	---	---	---	07/07/2010	16/01/2024	5160	FRIGOGLOSS SA (CR)	0.38	4.40	P	0.364	13/02/2024	0.38	0.38	0.38	0.38	0.38	4021@0.366	32026@0.380	---	---	73,401	25	27,892.38	33,849.87	0.256	0.44	50204000
65,326,268	0.530	---	---	---	04/07/2007	19/07/2006	4750	SATO SA (CR)	0.048	1.05	P	0.0475	13/02/2024	0.0475	0.0475	0.048	0.048	0.04898750@0.049	30001@0.051	---	---	83,750	12	4,011.50	3,135.66	0.027	0.056	40202015	
13,191,620	0.620	---	---	---	04/08/2010	09/09/2002	5232	YALCO - CONSTANTINOU (CR)	0.197	---	0.197	13/02/2024	---	---	---	---	3500@0.178	3200@0.200	---	---	---	---	---	---	2,598.75	0.178	0.2	40202020	
17,579,754	4.16	---	---	---	18/08/2006	02/08/2010	---	BIOTER SA (CR)	0.3	9.49	P	0.274	13/02/2024	0.294	0.294	0.3	0.3	0.29911364@0.300	---	---	---	---	48,376	31	14,464.80	5,273.93	0.2	0.3	50101010
54,654,600	0.050	---	---	---	01/07/1998	30/12/2022	5275	VIS SA (CR)	0.238	---	0.238	13/02/2024	0.24	0.24	0.24	0.24	0.2415000@0.232	2500@0.240	---	2022	1,500	2	360.00	13,007.79	0.22	0.262	50203030		
51,754,364	0.300	---	---	---	23/12/2003	24/01/2007	5197	SELECTED TEXT. IND. ASSOC (CR)	0.145	8.21	P	0.134	13/02/2024	0.145	0.145	0.145	0.145	0.145	2374@0.145	---	---	---	18,626	9	2,700.77	7,504.38	0.108	0.152	55101020
15,842,391	1.51	---	---	---	15/07/2009	12/05/2000	5141	BITROS HOLDING SA (CR)	0.54	-1.82	€	0.55	13/02/2024	0.545	0.54	0.545	0.54	0.542	658@0.540	3482@0.545	---	---	8,200	10	4,444.00	8,554.89	0.46	0.55	55102010
24,319,250	0.300	---	---	---	09/07/2002	04/07/2007	5165	PROODEFTIKH SA (CR)	0.358	---	0.358	13/02/2024	0.326	0.326	0.358	0.358	0.339	1050@0.340	1000@0.368	---	---	2,414	3	818.64	8,706.29	0.316	0.4	50101010	
28,438,268	0.070	---	---	---	21/08/2006	24/11/1999	5253	SPIROY AGRICULTURE SA (CR)	0.23	---	0.23	13/02/2024	0.23	0.23	0.23	0.23	0.23	8173@0.230	2000@0.240	---	---	4,852	9	1,115.96	6,540.80	0.175	0.23	45102010	
1,011,000	1.00	---	---	---	01/07/2004	11/12/2012	5193	TRIA ALFA SA (CR)	8.1	-1.82	€	8.25	13/02/2024	8	8	8.15	8.15	8.12	105@8.00	125@8.15	62.04	2022	125	6	1,015.00	8,189.10	6.65	8.25	55101020

Suspension Status

12,417,000	0.310	---	---	---	27/08/2019	28/08/2017	5233	MLS MULTIMEDIA SA (CR)	0.57	---	0.57	12/05/2020	---	---	---	---	---	---	---	---	---	---	---	---	---	7,077.69	0.57	0.57	10101015
6,330,002	0.300	---	---	---	25/06/2002	15/03/2019	5278	VARVARESSOS (CR)	0.24	---	0.24	02/05/2023	---	---	---	---	---	---	---	---	---	---	---	---	---	1,519.20	0.24	0.24	55101020
3,961,300	1.28	---	---	---	29/06/2004	03/08/2000	5248	DUROS SA (CR)	0.25	---	0.25	24/04/2023	---	---	---	---	---	---	---	---	---	---	---	---	---	990.33	0.25	0.25	40204020
7,125,216	0.650	---	---	---	01/07/2005	14/12/1999	4955	KRE.KA SA (CR)	0.28	---	0.28	06/04/2023	---	---	---	---	---	---	---	---	---	---	---	---	---	1,995.06	0.28	0.28	45102010
7,734,375	1.00	---	---	---	09/07/2007	07/01/2011	5277	LIVANIS SA (CR)	0.125	---	0.125	28/04/2023	---	---	---	---	---	---	---	---	---	---	---	---	---	966.80	0.125	0.125	40301030

Shares' Notes

Code	Note text
()	- Adjusted dividends.
*	- Last adjusted closing price.
[1]	- Net dividends.
[2]	- The "Date of Last Coupon" for New listings refers to the date company's stocks started to trade in Athex
[3]	- The Company Market Value is referred to the number of outstanding shares
[4]	- Sectors codification can be found in Appendix A
[5]	- The Market Value refers to the total number of shares listed (including their several classes) in the exchange by the company.
[6]	- P/E greater than 100
[7]	- Last view of the Order Book before the end of the trading session
[8]	- All Blocks Methods' Transactions Value are included.
4750	- Transfer to the Under Surveillance Category from 8/4/2011.
4955	- Transfer to the Surveillance Category as from 5/4/2013.
5093	- Transfer to the Surveillance Category as of 8/4/2015.
5141	- Transfer to the Surveillance Category as of 10/05/2017.
5160	- Transfer to the Surveillance Category as of 15/04/2016.
5165	- Transfer to the Surveillance Category as of 15/02/2018.
5193	- Transfer to the Surveillance Category as of 25/10/2018.
5197	- Transfer to the Surveillance Category as of 07/11/2018.
5232	- Transfer to the Under Surveillance Category from 08/04/2011.
5233	- Suspension of trading as of 13/05/2020.
5248	- Transfer to the Surveillance Category as of 06/09/20116.
5253	- Transfer to the Surveillance Category as of 14/5/2021.
5275	- Transfer to the Surveillance Category as of 09/07/2020.
5277	- Suspension of trading as of 02/05/2023.
5278	- Suspension of trading as of 03/05/2023.

Securities Blocks Details

Securities	Block Volume	Price	Block Trade Value	Time of approval	Note
PIRAEUS FINANCIAL HOLD (CR)	100,000	3.83	382,800.00	10:46:24	20
AUSTRIACARD (CB)	50,000	6.00	300,000.00	11:14:57	20
AUSTRIACARD (CB)	198,400	6.00	1,190,400.00	11:17:07	20
ALPHA TRUST HOLDINGS (CR)	57,500	6.50	373,750.00	11:21:41	20
EUROBANK HOLDINGS (CR)	186,000	1.89	352,377.00	11:30:30	20
PIRAEUS FINANCIAL HOLD (CR)	100,000	3.83	383,000.00	12:53:54	20
NATIONAL BANK (CR)	50,000	7.06	353,000.00	13:03:50	20
REVOIL (CR)	30,000	1.86	55,800.00	13:10:02	20
EUROBANK HOLDINGS (CR)	812,000	1.87	1,522,094.00	13:14:51	20
ATHENS INTL AIRPORT (CR)	45,000	8.79	395,325.00	13:26:26	20
PIRAEUS FINANCIAL HOLD (CR)	97,291	3.82	371,846.20	13:50:23	20
OTE (CR)	40,000	13.04	521,600.00	13:51:22	20
PIRAEUS FINANCIAL HOLD (CR)	261,559	3.83	1,002,294.09	15:23:21	20
MYTILINEOS (CR)	10,000	37.16	371,600.00	15:26:00	20
MYTILINEOS (CR)	10,000	37.16	371,600.00	15:27:47	20
EUROBANK HOLDINGS (CR)	230,000	1.88	432,400.00	15:29:28	20
ALPHA SERVICES HOLD (CR)	10,000	1.70	17,031.00	15:32:20	14
EUROBANK HOLDINGS (CR)	477,507	1.91	914,330.40	15:33:24	14
ADMIE (IPTO) HOLDING S.A. (CR)	100,000	2.28	228,000.00	16:10:47	20

Blocks Notes

- 9 - Method 6-1 / Special Fees
- 10 - Method 6-1 / Special Fees, SDS
- 14 - Method 6-3 / Settlement, Incomplete Buy and Sell
- 18 - Method 6-2 / SPOT 1
- 19 - Method 6-2 / SPOT 2
- 20 - Method 6-1 and Method 6-1 Same Day Settlement
- 21 - Other Pre-agreed

Shares Rights Details

Occured date	Exercise from	Exercise until	Trading until	Rights	Price min	Price max	Closing price	Last Bid	Last Ask	Volume	Trades	Transactions Value
--------------	---------------	----------------	---------------	--------	-----------	-----------	---------------	----------	----------	--------	--------	--------------------

No Rights Transactions.

Forced Sales Details

Securities	Category of Security	Transactions Volume	Number of Trades	Transactions Value	Note
------------	----------------------	------------------------	---------------------	-----------------------	------

No Forced Transactions.

Forced Sales Notes

- 1 - Compulsory Public Forced Sales
- 2 - Forced Sales of Fixed Registered Shares
- 3 - Forced Sales of Remaining Fractional Shares

Exchange Traded Funds (ETFs) Characteristics

	Transactions Date (T)	Creation / Redemption	Units (T-1)	New Units (T-1)	Redemption Units (T-1)	Units (T) [1]	Fund Assets [2]	Net Unit Price	Dividend per Unit	Dividend Date
ALPHA ETF FTSE Athex Large Cap	14/02/2024	5,000	924,675	---	---	924,675	31,430,620.00	33.9910	0.62	03/07/2023

ETFs Notes

[1] - Units (T) = Units (T-1) + New Units (T-1) - Redemption Units (T-1)

[2] - The Creation / Redemption Units of T-1 are included.

Non Convertible Corporate Bonds - Regulated Market

Num Listed Bonds	Nominal price	Issue price	Today's Rate	Exp. Date	Duration (years)	Note	Coupon		Trading Unit	Corporate Bonds	Accrued Int.	Yield.T.Mat	Price min	Price max	Closing price	Previous closing price/date	Volume	Transactions Value	Last order		ear min	Year max		
							Common	Preferred											Price	Buy / Sell			Date	
230,000	1,000.00	1,000.00	4.70	12/07/2029	7	---	4	---	1	LAMDA DEVELOPMENT S.A. (Non convertible)	4.5694	4.3680	99.9999	99.9999	99.9999	99.8930	13/02/2024	38,000	38,173.60	99.6000	B	14/02/2024	98.3500	101.2000
320,000	1,000.00	1,000.00	3.40	21/07/2027	7	---	8	---	1	LAMDA DEVELOPMENT S.A. (Non Convertible)	2.3611	4.5070	93.6500	95.5000	95.0000	93.6550	13/02/2024	37,000	35,171.23	94.6000	B	14/02/2024	92.0000	96.6083
200,000	1,000.00	1,000.00	2.10	27/10/2027	7	---	7	---	1	O.P.A.P. S.A. (Non Convertible)	6.5333	4.0720	92.6500	92.6500	92.6500	92.6600	13/02/2024	1,000	933.03	92.8500	B	14/02/2024	90.5800	94.5034
200,000	1,000.00	1,000.00	1.90	23/03/2028	7	---	6	---	1	MOTOR OIL CORINTH REFINERIES SA (Non Convertible)	7.6000	3.9730	91.8000	91.8000	91.8000	92.0010	13/02/2024	24,000	22,214.40	91.8001	B	14/02/2024	91.2000	92.4499
100,000	1,000.00	1,000.00	2.70	25/05/2026	5	---	6	---	1	COSTAMARE PARTICIPATIONS PLC (Non Convertible)	6.0750	4.7960	94.9000	94.9000	94.9000	94.9220	13/02/2024	4,000	3,820.30	94.8500	B	14/02/2024	92.6789	97.0000
300,000	1,000.00	1,000.00	2.30	20/07/2028	7	---	6	---	1	PRODEA REIC S.A.(Non Convertible)	1.5972	4.7140	90.0000	90.0000	90.0000	90.1200	13/02/2024	4,000	3,606.39	89.5000	B	14/02/2024	86.1234	92.3500
150,000	1,000.00	1,000.00	2.65	22/10/2026	5	---	5	---	1	CPLP SHIPPING HOLDINGS PLC (Non Convertible)	8.5389	4.8200	94.0500	94.0500	94.0500	94.0500	13/02/2024	1,000	949.04	94.0501	B	14/02/2024	93.5000	95.0000
250,000	1,000.00	1,000.00	2.45	16/11/2028	7	---	5	---	1	ELVALHALCOR S.A. (Non Convertible)	6.2611	4.2550	91.0000	92.0000	91.8222	91.0000	13/02/2024	74,000	68,067.32	90.5000	B	14/02/2024	88.4206	93.3000
120,000	1,000.00	1,000.00	2.65	06/12/2028	7	---	5	---	1	NOVAL PROPERTY REIC (Non Convertible)	5.3000	4.5090	90.5000	91.5000	91.5000	90.8000	13/02/2024	52,000	47,454.10	90.8000	B	14/02/2024	88.5000	93.1999
500,000	1,000.00	1,000.00	2.75	03/07/2027	7	---	8	---	1	GEK TERNA S.A. (Non Convertible)	3.3611	4.6470	92.5000	93.0000	93.0000	92.8000	13/02/2024	55,000	51,248.86	92.5100	B	14/02/2024	91.6000	93.7000
100,000	1,000.00	1,000.00	2.95	11/02/2027	5	---	5	---	1	SAFE BULKERS PARTICIPATIONS PLC (Non Convertible)	0.3278	4.9260	94.0000	94.0000	94.0000	94.1180	13/02/2024	20,000	18,806.56	94.0000	B	14/02/2024	93.3364	97.0000
175,000	1,000.00	1,000.00	3.40	26/07/2024	5	---	10	---	1	ATTICA HOLDINGS S.A. (Non Convertible)	1.9833	5.0440	---	---	---	98.9210	13/02/2024	---	---	99.0000	B	14/02/2024	98.5000	99.3400
100,000	1,000.00	1,000.00	4.40	26/07/2029	7	---	4	---	1	CPLP SHIPPING HOLDINGS PLC (Non Convertible)	2.5667	4.3240	99.0000	99.0000	99.0000	98.3000	13/02/2024	1,000	992.57	98.0000	B	14/02/2024	96.2000	100.2438
200,000	1,000.00	1,000.00	3.60	12/03/2026	7	---	10	---	1	AEGEAN AIRLINES S.A. (Non Convertible)	15.7000	3.5490	98.5000	98.9000	98.8500	97.5500	13/02/2024	101,000	101,331.70	97.8500	B	14/02/2024	96.7110	99.3000
150,000	1,000.00	1,000.00	2.60	22/10/2026	7	---	9	---	1	TERNA ENERGY FINANCE S.A. (Non Convertible)	8.3778	4.2800	94.6791	94.7900	94.7124	94.1840	13/02/2024	10,000	9,555.02	93.9100	B	14/02/2024	92.8293	95.5999
100,000	1,000.00	1,000.00	2.80	25/01/2027	5	---	5	---	1	PREMIA S.A. (Non Convertible)	1.7111	4.8190	93.9899	93.9899	93.9899	93.9900	13/02/2024	103,000	94,698.94	92.1102	B	14/02/2024	90.9974	94.9989
500,000	1,000.00	1,000.00	4.00	10/07/2030	7	---	2	---	1	MYTILINEOS S.A. (Non Convertible)	4.1111	3.9340	99.8000	99.9500	99.8475	99.9560	13/02/2024	389,000	390,120.10	99.8000	B	14/02/2024	98.7000	100.6000
100,000	1,000.00	1,000.00	5.50	15/12/2028	5	---	1	---	1	IDEAL HOLDINGS S.A. (Non Convertible)	9.6250	4.7040	103.0000	103.0000	103.0000	103.0000	13/02/2024	10,000	10,396.25	102.8000	B	14/02/2024	100.6502	103.2500

Corporate Bonds Notes

Transactions Volume = (Pieces) * (Nominal Price). Transactions Value = (Pieces) * (Nominal Price) * (price %) + (Accrued interest).

The price of a Bond is stated as a percentage (%) of Bond's Nominal Price.

Nominal Price in Euros (€), except if it is noted differently.

Non Convertible Corporate Bonds - Regulated Market

Num Listed Bonds	Nominal price	Issue price	Today's Rate	Exp. Date	Duration (years)	Note	Coupon		Trading Unit	Corporate Bonds	Accrued Int.	Yield.T.Mat	Price min	Price max	Closing price	Previous closing price/date	Volume	Transactions Value	Last order		ear min	Year max		
							Common	Preferred											Price	Buy / Sell			Date	
200,000	1,000.00	1,000.00	4.25	23/01/2029	5	---	1	---	1	AUTOHELLAS S.A. (Non Convertible)	2.8333	4.2640	99.8900	99.9000	99.8967	99.7980	13/02/2024	806,000	806,677.47	99.8000	B	14/02/2024	97.5000	101.0000
120,000	1,000.00	1,000.00	3.95	04/04/2025	7	---	12	---	1	GEK TERNA S.A. (Non Convertible)	14.8125	3.6740	98.8000	99.3500	99.3500	98.8310	13/02/2024	14,000	14,073.08	98.8400	B	14/02/2024	98.7050	99.7800
300,000	1,000.00	1,000.00	2.30	14/12/2028	7	---	5	---	1	GEK TERNA S.A. (Non Convertible)	4.0889	5.2440	86.7100	87.7000	87.4833	86.6680	13/02/2024	76,000	66,459.87	87.0000	B	14/02/2024	85.0000	89.9890

Corporate Bonds Notes

Transactions Volume = (Pieces) * (Nominal Price). Transactions Value = (Pieces) * (Nominal Price) * (price %) + (Accrued interest).

The price of a Bond is stated as a percentage (%) of Bond's Nominal Price.

Nominal Price in Euros (€), except if it is noted differently.

Government Bonds

Number Listed Bonds	Nominal price	Today's Rate	Accrued Interest Calc	Exp. Date [1]	Duration (years)	Note	Coupons Date	Curr. coupon value	Trading Unit	Government Bonds	Price min	Price max	Closing price	Previous closing price/date	Volume	Transactions Value	Price	Last order Buy / Sell	Date
4,500,000	1,000.00	1.88	Actual/Actual	04/02/2035	15	---	04/02	1.88	1	GGB-FXD-040235-15Y-1.875-1.000	---	---	---	---	---	---	---	---	---
1,805,793	1,000.00	3.45	Actual/Actual	02/04/2024	5	---	02/04	3.45	1	GGB-FXD-020424-05Y-3.450-1.000	---	---	---	---	---	---	---	---	---
6,000,000	1,000.00	0.75	Actual/Actual	18/06/2031	10	---	18/06	0.75	1	GGB-FXD-180631-10Y-0.750-1.000	---	---	---	---	---	---	---	---	---
3,150,000	1,000.00	3.88	Actual/Actual	15/06/2028	5	---	15/06	3.88	1	GGB-FXD-150628-05Y-3.875-1.000	---	---	---	---	---	---	---	---	---
5,962,747,327	1.00	3.75	Actual/Actual	30/01/2028	10	---	/02 - 01/02 - 31/	3.75	1	GGB-FXD-300128-10Y-3.750-1.00	---	---	---	85.4610 13/07/2018	---	---	1.0000	B	28/11/2018
7,067,309,386	1.00	3.90	Actual/Actual	30/01/2033	15	---	/02 - 01/02 - 31/	3.90	1	GGB-FXD-300133-15Y-3.900-1.00	---	---	---	78.6730 13/07/2018	---	---	1.0000	B	28/11/2018
5,622,848,349	1.00	4.00	Actual/Actual	30/01/2037	19	---	/02 - 01/02 - 31/	4.00	1	GGB-FXD-300137-19Y-4.000-1.00	---	---	---	77.0370 13/07/2018	---	---	1.0000	B	28/11/2018
5,476,770,669	1.00	4.20	Actual/Actual	30/01/2042	24	---	/02 - 01/02 - 31/	4.20	1	GGB-FXD-300142-24Y-4.200-1.00	---	---	---	77.7640 13/07/2018	---	---	1.0000	B	28/11/2018
4,000,000	1,000.00	3.38	Actual/Actual	15/06/2034	10	---	15/06	3.38	1	GGB-FXD-150634-10Y-3.375-1.000	---	---	---	---	---	---	---	---	---
48,794,718	1.00	4.30	Actual/Actual	24/02/2024	12	---	24/02	4.30	1	GGB-FXD-240224-12Y-2.000-1.00	---	---	---	10.0000 22/06/2015	---	---	---	---	---
40,248,141	1.00	4.30	Actual/Actual	24/02/2025	13	---	24/02	4.30	1	GGB-FXD-240225-13Y-2.000-1.00	---	---	---	10.0000 22/06/2015	---	---	---	---	---
59,586,043	1.00	4.30	Actual/Actual	24/02/2026	14	---	24/02	4.30	1	GGB-FXD-240226-14Y-2.000-1.00	---	---	---	10.0000 22/06/2015	---	---	---	---	---
41,118,344	1.00	4.30	Actual/Actual	24/02/2027	15	---	24/02	4.30	1	GGB-FXD-240227-15Y-2.000-1.00	---	---	---	10.0000 22/06/2015	---	---	---	---	---
45,137,734	1.00	4.30	Actual/Actual	24/02/2028	16	---	24/02	4.30	1	GGB-FXD-240228-16Y-2.000-1.00	---	---	---	10.0000 22/06/2015	---	---	---	---	---
61,768,888	1.00	4.30	Actual/Actual	24/02/2029	17	---	24/02	4.30	1	GGB-FXD-240229-17Y-2.000-1.00	---	---	---	10.0000 22/06/2015	---	---	---	---	---
54,567,744	1.00	4.30	Actual/Actual	24/02/2030	18	---	24/02	4.30	1	GGB-FXD-240230-18Y-2.000-1.00	---	---	---	10.0000 22/06/2015	---	---	---	---	---
37,541,515	1.00	4.30	Actual/Actual	24/02/2031	19	---	24/02	4.30	1	GGB-FXD-240231-19Y-2.000-1.00	---	---	---	10.0000 22/06/2015	---	---	---	---	---
37,558,317	1.00	4.30	Actual/Actual	24/02/2032	20	---	24/02	4.30	1	GGB-FXD-240232-20Y-2.000-1.00	---	---	---	10.0000 22/06/2015	---	---	---	---	---
37,473,732	1.00	4.30	Actual/Actual	24/02/2033	21	---	24/02	4.30	1	GGB-FXD-240233-21Y-2.000-1.00	---	---	---	10.0000 22/06/2015	---	---	---	---	---
33,888,293	1.00	4.30	Actual/Actual	24/02/2034	22	---	24/02	4.30	1	GGB-FXD-240234-22Y-2.000-1.00	---	---	---	10.0000 22/06/2015	---	---	---	---	---
35,177,800	1.00	4.30	Actual/Actual	24/02/2035	23	---	24/02	4.30	1	GGB-FXD-240235-23Y-2.000-1.00	---	---	---	10.0000 22/06/2015	---	---	---	---	---
35,547,268	1.00	4.30	Actual/Actual	24/02/2036	24	---	24/02	4.30	1	GGB-FXD-240236-24Y-2.000-1.00	---	---	---	10.0000 22/06/2015	---	---	---	---	---
40,246,306	1.00	4.30	Actual/Actual	24/02/2037	25	---	24/02	4.30	1	GGB-FXD-240237-25Y-2.000-1.00	---	---	---	10.0000 22/06/2015	---	---	---	---	---
37,643,952	1.00	4.30	Actual/Actual	24/02/2038	26	---	24/02	4.30	1	GGB-FXD-240238-26Y-2.000-1.00	---	---	---	10.0000 22/06/2015	---	---	---	---	---
36,977,100	1.00	4.30	Actual/Actual	24/02/2039	27	---	24/02	4.30	1	GGB-FXD-240239-27Y-2.000-1.00	---	---	---	10.0000 22/06/2015	---	---	---	---	---
41,615,000	1.00	4.30	Actual/Actual	24/02/2040	28	---	24/02	4.30	1	GGB-FXD-240240-28Y-2.000-1.00	---	---	---	10.0000 22/06/2015	---	---	---	---	---
42,227,208	1.00	4.30	Actual/Actual	24/02/2041	29	---	24/02	4.30	1	GGB-FXD-240241-29Y-2.000-1.00	---	---	---	10.0000 22/06/2015	---	---	---	---	---
68,288,487	1.00	4.30	Actual/Actual	24/02/2042	30	---	24/02	4.30	1	GGB-FXD-240242-30Y-2.000-1.00	---	---	---	10.0000 22/06/2015	---	---	---	---	---
4,000,000	1,000.00	3.88	Actual/Actual	12/03/2029	10	---	12/03	3.88	1	GGB-FXD-120329-10Y-3.875-1.000	---	---	---	---	---	---	100.0000	B	15/10/2019
4,500,000	1,000.00	0.00	Actual/Actual	12/02/2026	5	---	12/02	0.00	1	GGB-FXD-120226-05Y-0.000-1.000	---	---	---	---	---	---	---	---	---
2,209,163	1,000.00	3.38	Actual/Actual	15/02/2025	7	---	15/02	3.38	1	GGB-FXD-150225-07Y-3.375-1.000	---	---	---	---	---	---	---	---	---
964,000	1,000.00	3.25	Actual/Actual	20/03/2025	6	---	20/03	3.25	1	GGB-FXD-200325-06Y-3.250-1.000	---	---	---	---	---	---	---	---	---
2,100,000	1,000.00	3.55	Actual/Actual	20/03/2026	7	---	20/03	3.55	1	GGB-FXD-200326-07Y-3.550-1.000	---	---	---	---	---	---	---	---	---
5,500,000	1,000.00	1.50	Actual/Actual	18/06/2030	10	---	18/06	1.50	1	GGB-FXD-180630-10Y-1.500-1.000	---	---	---	---	---	---	---	---	---

Government Bonds Notes

Transactions Volume = (Pieces) * (Nominal Price). Transactions Value = (Pieces) * (Nominal Price) * (price %) + (Accrued interest).

The Value of current coupon for the issues with NV 0.01 euro refers to NV 100 euros

FLR: Floating Interest Rate.

[1] - The Expiration Date of the interest bearing period and the Date for coupon payment.

Government Bonds

Number Listed Bonds	Nominal price	Today's Rate	Accrued Interest Calc	Exp. Date [1]	Duration (years)	Note	Coupons Date	Curr. coupon value	Trading Unit	Government Bonds	Price min	Price max	Closing price	Previous closing price/date	Volume	Transactions Value	Price	Last order Buy / Sell	Date
3,500,000	1,000.00	4.38	Actual/Actual	18/07/2038	15	---	18/07	4.38	1	GGB-FXD-180738-15Y-4.375-1.000	---	---	---	---	---	---	---	---	---
40,000	1,000.00	4.67	FLR Actual/360	18/09/2024	1	---	18/09 - 19/03	---	1	GGB-FLT-180924-01Y-4.670-1.000	---	---	---	---	---	---	---	---	---
5,364,250	1,000.00	3.25	Actual/Actual	20/03/2050	30	---	20/03	3.25	1	GGB-FXD-200350-30Y-3.250-1.000	---	---	---	---	---	---	---	---	---
3,924,361	1,000.00	2.00	Actual/Actual	22/04/2027	7	---	22/04	2.00	1	GGB-FXD-220427-07Y-2.000-1.000	---	---	---	---	---	---	99.9000	B	22/04/2020
2,500,000	1,000.00	1.88	Actual/Actual	23/07/2026	7	---	23/07	1.88	1	GGB-FXD-230726-07Y-1.875-1.000	---	---	---	---	---	---	---	---	---
4,700,000	1,000.00	4.25	Actual/Actual	15/06/2033	10	---	15/06	4.25	1	GGB-FXD-150633-10Y-4.250-1.000	---	---	---	---	---	---	---	---	---
3,500,000	1,000.00	1.88	Actual/Actual	24/01/2052	30	---	24/01	1.88	1	GGB-FXD-240152-30Y-1.875-1.000	---	---	---	---	---	---	---	---	---
3,700,000	1,000.00	1.75	Actual/Actual	18/06/2032	10	---	18/06	1.75	1	GGB-FXD-180632-10Y-1.750-1.000	---	---	---	---	---	---	---	---	---
2,200,000	1,000.00	1.13	FLR Actual/360	15/12/2027	5	---	- 15/12 - 15/03 -	---	1	GGB-FLT-151227-05Y-1.130-1.000	---	---	---	---	---	---	102.1600	B	30/12/2022

Government Bonds Notes

Transactions Volume = (Pieces) * (Nominal Price). Transactions Value = (Pieces) * (Nominal Price) * (price %) + (Accrued interest).

The Value of current coupon for the issues with NV 0.01 euro refers to NV 100 euros

FLR: Floating Interest Rate.

[1] - The Expiration Date of the interest bearing period and the Date for coupon payment.

Treasury Bills & Zero Coupon Government Bonds

Issue Date	13-Week Maturity									26-Week Maturity									52-Week Maturity								
	Exp. Date	Initial Rate	Num Listed Bonds	Nominal price	Issue price	Last Trade Price	Last Trade Date	Volume Traded	Note	Exp. Date	Initial Rate	Num Listed Bonds	Nominal price	Issue price	Last Trade Price	Last Trade Date	Volume Traded	Note	Exp. Date	Initial Rate	Num Listed Bonds	Nominal price	Issue price	Last Trade Price	Last Trade Date	Volume Traded	Note
10/03/2023	---	---	---	---	---	---	---	---	---	---	---	---	---	---	---	---	---	---	08/03/2024	3.75	1,000,000	1,000.00	963.46	---	---	---	---
09/06/2023	---	---	---	---	---	---	---	---	---	---	---	---	---	---	---	---	---	---	07/06/2024	3.84	1,600,000	1,000.00	962.60	---	---	---	---
08/09/2023	---	---	---	---	---	---	---	---	---	---	---	---	---	---	---	---	---	---	06/09/2024	3.81	812,500	1,000.00	962.90	---	---	---	---
08/12/2023	---	---	---	---	---	---	---	---	---	---	---	---	---	---	---	---	---	---	06/12/2024	3.70	600,000	1,000.00	963.90	---	---	---	---

Bonds in Circulation	Currency / Min nominal traded Value	Coupons Payment Date	Current Coupon Value	Note	Coupon	Trading Unit	Issue Date	Duration (years)	Today's Interest	A.I.C in days	Bonds	Last price of previous days		Last Outcry in Cash (euro)		Trades in Pieces	Life min	Life Max	
												Price	05/02/1996	Buy / Sell	Date				
Corporate Bonds in Foreign Currency and Euro																			
103,746	GBP / 10	01/12	0.25	---	65	1	01/12/1930	98	2.5	360	National Mortgage Bank	2.27	05/02/1996	2.27	S	05/02/1996	---	2.27	2.27
0	GBP / 10	01/12	0.25	---	67	1	01/12/1928	100	2.5	360	National Mortgage Bank	---	---	---	---	---	---	---	---

Government Bonds Notes

A.I.C: Accrued Interest Calculation base.

FLR: Floating Interest Rate.

The minimum tradeable Nominal Value for all Demeterialised Government Titles is 100 Euros.

(μφρ-0)

Athex & ATHEXClear Members List

Member Name				Stock Market			Derivatives Market		ATHEXClear Member	
	Address	Phone	Fax	Market Member	Remote Member	Market Maker	Proprietary	Market Maker	General Clearing	Direct Clearing
A. SARRIS SECURITIES S.A.				a						
6, ΔΡΑΓΑΤΣΑΝΙΟΥ 6 ΑΘΗΝΑ	2103367700									
AEONIC SECURITIES C.I.F. P.L.C.				a						
, ΛΑΪΟΥ 6, ΓΡ. 301B, ANNA COURT	35725337600									
ALPHA BANK S.A.									a	
, ΣΤΑΔΙΟΥ 40 ΑΘΗΝΑ	2103260000									
ALPHA FINANCE INVESTMENT SERVICES SINGLE MEMBER SA				a		a	a	a		a
5, ΠΑΝΕΠΙΣΤΗΜΙΟΥ 45 ΑΘΗΝΑ	2103677400									
ARGUS STOCKBROKERS LTD				a	a		a			
25, 25 ΛΕΩΦΟΡΟΣ ΔΗΜΟΣΘΕΝΗ ΣΕΒΕΡΗ	0035722717000									
ATLANTIC SECURITIES LTD				a	a					
37, ΠΡΟΔΡΟΜΟΥ 37	0035722445400									
AXON SECURITIES S.A.				a			a			
48, ΣΤΑΔΙΟΥ 48 ΑΘΗΝΑ	2103363800									
BETA SECURITIES S.A.				a		a	a			a
29, Λ. ΑΛΕΞΑΝΔΡΑΣ 29 ΑΘΗΝΑ	210 6478900									
BNP PARIBAS S.A.									a	
, ΛΑΜΨΑΚΟΥ 2 ΑΘΗΝΑ	2107468525									
BOFA SECURITIES EUROPE SA				a	a					
, 51 RUE LA BOÉTIE	+33 153655555									
CAPITAL SECURITIES S.A.				a			a			
58, ΜΗΤΡΟΠΟΛΕΩΣ 58 ΑΘΗΝΑ	2103369700									
CITIGROUP GLOBAL MARKETS EUROPE AG				a	a					
16, REUTERWEG 16	+49 691366-0									
CITIGROUP GLOBAL MARKETS LIMITED				a						
1, 33 CANADA SQUARE -CANARY WHARF	+44 02079864000									
CREDIT SUISSE BANK (EUROPE), S.A.				a	a					
, CALLE AYALA 42, 3A PLANTA-B MADRID	+34917916000									
CREDIT SUISSE SECURITIES (EUROPE) LIMITED				a						
1, ONE CABOT SQUARE LONDON	+44 2078888888									
CYCLOS SECURITIES S.A.				a			a			
39, ΧΑΡΙΛΑΟΥ ΤΡΙΚΟΥΠΗ 6-8-10 ΑΘΗΝΑ	2103364300									
DEUTSCHE BANK S.A.					a					
1, GREAT WINCHESTER STREET LONDON	+44 20 754 54209	00441133361437								
EUROBANK EQUITIES INVESTMENT FIRM SINGLE MEMBER SA				a		a	a	a		a
, ΦΙΛΕΛΛΗΝΩΝ 10 & ΞΕΝΟΦΩΝΤΟΣ 13 ΑΘΗΝΑ	2103720425									
EUROBANK S.A.									a	
, ΟΘΩΝΟΣ 8 ΑΘΗΝΑ	2144043907									
EUROCORP INVESTMENT SERVICES S.A.				a			a			a
14, ΠΛ.ΦΙΛΙΚΗΣ ΕΤΑΙΡΕΙΑΣ 14 ΑΘΗΝΑ	2107263600									
EUOTRUST INVESTMENT FIRM SA				a						
113, ΣΕΒΑΣΤΟΥΠΟΛΕΩΣ 113 ΑΘΗΝΑ	2103363100									
EUROXX SECURITIES S.A.				a		a	a	a		a
7, ΠΑΛΕΟΛΟΓΟΥ CHALANDRI	+30 2106879400	210-6879401								
7, ΠΑΛΑΙΟΛΟΓΟΥ CHALANDRI	(210)-6879400	(210)-6879401								
FREEDOM FINANCE EUROPE LTD				a	a					
, ΧΡΙΣΤΑΚΗ ΚΡΑΝΟΥ 20	035725257786									
G. A. PERVANAS SECURITIES- INVESTMENT SERVICES S.A.				a						
7-9, ΣΟΦΟΚΛΕΟΥΣ 7-9 ΑΘΗΝΑ	2103727200									
GLOBAL CAPITAL SECURITIES & FINANCIAL SERVICES LTD				a	a					
50, ΛΑΡΧΙΕΠΙΣΚΟΠΟΥ ΜΑΚΑΡΙΟΥ Γ50	0035722710710									
GREENPOST TRADING EUROPE LTD				a	a	a				
, ΚΙΜΟΝΟΣ 3, ACROPOLIS MANSIONS, 2ND FLOOR, FLAT/OFFICE 202	035722521389									
HELLENIC AMERICAN SECURITIES S.A.				a		a	a			a
27, ΑΝΔΡΕΑ ΠΑΠΑΝΔΡΕΟΥ 27 MAROUSI	2103311100									
HELLENIC BANK (INVESTMENTS) LTD					a					
, ΑΥΞ.ΚΥΡΙΑΚΟΥ MATSI 31 - PO BOX 24747 NICOSIA	+357 22500100	357 22500110								
HSBC CONTINENTAL EUROPE									a	
109-111, Λ.ΜΕΣΟΓΕΙΩΝ 109-111	2106960000									
INDEX SECURITIES S.A.				a						
6, ΔΡΑΓΑΤΣΑΝΙΟΥ 6 ΑΘΗΝΑ	2103213920									
J. CHR. MAVRIKIS SECURITIES S.A.				a						
5, ΣΟΦΟΚΛΕΟΥΣ 5 ΑΘΗΝΑ	2103216730									

Athex & ATHEXClear Members List

Member Name				Stock Market			Derivatives Market		ATHEXClear Member	
	Address	Phone	Fax	Market Member	Remote Member	Market Maker	Proprietary	Market Maker	General Clearing	Direct Clearing
KAPPA SECURITIES S.A.				a			a			
15, ΒΑΛΑΩΡΙΤΟΥ 15 ΑΘΗΝΑ	2103678600									
KARAMANOF SECURITIES & INVESTMENT SERVICES S.A.				a						
2, ΠΛ.ΑΓ.ΘΕΟΔΩΡΩΝ 2 ΑΘΗΝΑ	2103212947									
LAIKI FINANCIAL SERVICES LTD					a					
26, AVE. VYRONOS NICOSIA	357 22367367	357 22718567								
LEON DEPOLAS SECURITIES S.A.				a		a	a			
1, ΧΡΗΣΤΟΥ ΛΑΔΑ 1 ΑΘΗΝΑ	2103213276 -28									
MEGA EQUITY SECURITIES & FINANCIAL SERVICES PUBLIC LTD				a	a		a			
42-44, ΛΕΩΦ.ΓΡΙΒΑ ΔΙΓΕΝΗ 42-44	0035722711711									
MERIT SECURITIES S.A				a		a	a			a
5, ΣΟΦΟΚΛΕΟΥΣ 5 ΑΘΗΝΑ	21 4100 8800									
MERRILL LYNCH INTERNATIONAL				a						
2 , 2 KING EDWARD STREET LONDON	+44 20276281000									
N. CHRYSOCHOIDIS SECURITIES S.A.				a			a			a
7-9, ΣΟΦΟΚΛΕΟΥΣ 7-9 ΑΘΗΝΑ	2103213913									
NATIONAL BANK OF GREECE S.A.				a		a	a		a	
86, ΑΙΟΛΟΥ ΣΤΡ. ΑΘΗΝΑ	(210)-3341000	(210)-3228187								
68, ΑΚΑΔΙΜΙΑΣ ΣΤΡ. ΑΘΗΝΑ	(210)-3328817	(210)-3328678								
NATIONAL SECURITIES SINGLE MEMBER SA				a		a	a	a		
66, ΛΕΩΦΟΡΟΣ ΑΘΗΝΩΝ 128-132 & ΙΦΙΓΕΝΙΑΣ ΑΘΗΝΑ	2103328784									
NUNTIUS BROKERAGE AND INVESTMENT SERVICES S.A				a						
6, ΔΡΑΓΑΤΣΑΝΙΟΥ 6 ΑΘΗΝΑ	2103350599									
ONE PLUS CAPITAL LIMITED				a	a					
, 75 PRODROMOU AVENUE NICOSIA 1307	35722873760									
OPTIMA BANK S.A.				a		a	a	a	a	
, ΑΙΓΙΑΛΕΙΑΣ 32 & ΠΑΡΑΔΕΙΣΟΥ ΜΑΡΟΥΣΙ	210 8173000									
PANCRETA BANK S.A									a	
, ΙΚΑΡΟΥ 5	2810338746									
PANTELAKIS SECURITIES S.A.				a		a	a	a		
57, ΕΘΝΙΚΗΣ ΑΝΤΙΣΤΑΣΕΩΣ 57, ΚΤΙΠΙΟ Β CHALANDRI	2106965000									
PIRAEUS BANK S.A.				a			a		a	
, ΑΜΕΡΙΚΗΣ 4 ΑΘΗΝΑ	2103335000									
PIRAEUS SECURITIES S. A.				a		a	a	a		a
10, ΣΤΑΔΙΟΥ 10 ΑΘΗΝΑ	2103354100									
PROCHOICE SECURITIES LTD				a	a					
57, ΛΕΩΦ.ΣΠΥΡΟΥ ΚΥΠΡΙΑΝΟΥ 57, ΑΚΙΝΗΤΑ Φ	035724661192									
SHARELINK SECURITIES & FINANCIAL SERVICES LTD				a			a			
6 , HOUSE-ΘΕΟΤΟΚΗ 6 ΜΕΓΑΡΟ ΕΛΜΗΝΑ	+357 22554200									
SOCIETE GENERALE S.A.				a	a		a			
, 17 COURS VALMY, CEDEX	+157290504									
SOLIDUS SECURITIES S.A				a			a			a
64, ΛΟΥΙΖΗΣ ΠΙΑΝΚΟΥΡ 64 ΑΘΗΝΑ	2106900600									
ST. EM. LAVRENTAKIS SECURITIES S.A.				a			a			
7-9, ΣΟΦΟΚΛΕΟΥΣ 7-9 ΑΘΗΝΑ	2103213336									
THE CYPRUS INVESTMENT & SECURITIES CORPORATION LTD				a	a					
154, 1 AG. PROKOPIΟΥ & POSIDONOS 1ST FLOOR	0035722121700									
UBS EUROPE SE				a	a					
, OPERNTURM, BOCKENHEIMER LANDSTRASSE 2-4	496921790									
UBS LIMITED					a					
1 , FINSBURY AVENUE LONDON	+44 2075687135									

List of Stocks under Market Making operations

Securities	Market Maker	Start Market Making	Stock Category
MLS MULTIMEDIA SA (CR)			Suspension Status
	PIRAEUS SECURITIES S. A.	01/08/2019	
ALPHA ETF FTSE Athex Large Cap			Exchange Traded Funds (ETFs)
	ALPHA FINANCE INVESTMENT SERVICES SINGLE MEMBER SA	02/01/1900	
	NATIONAL SECURITIES SINGLE MEMBER SA	02/01/1900	
ADMIE (IPTO) HOLDING S.A. (CR)			Main Market
	EUROBANK EQUITIES INVESTMENT FIRM SINGLE MEMBER SA	24/05/2021	
	HELLENIC AMERICAN SECURITIES S.A.	09/03/2020	
	PIRAEUS SECURITIES S. A.	29/06/2017	
AEGEAN AIRLINES (CR)			Main Market
	EUROBANK EQUITIES INVESTMENT FIRM SINGLE MEMBER SA	22/09/2020	
ALPHA SERVICES HOLD (CR)			Main Market
	ALPHA FINANCE INVESTMENT SERVICES SINGLE MEMBER SA	29/02/2016	
	EUROBANK EQUITIES INVESTMENT FIRM SINGLE MEMBER SA	22/10/2006	
	GREENPOST TRADING EUROPE LTD	12/06/2023	
	HELLENIC AMERICAN SECURITIES S.A.	25/07/2014	
	LEON DEPOLAS SECURITIES S.A.	04/01/2016	
	MERIT SECURITIES S.A	03/09/2012	
	NATIONAL SECURITIES SINGLE MEMBER SA	02/01/1900	
	PIRAEUS SECURITIES S. A.	28/05/2009	
ALPHA TRUST HOLDINGS (CR)			Main Market
	EUROBANK EQUITIES INVESTMENT FIRM SINGLE MEMBER SA	06/02/2023	
	LEON DEPOLAS SECURITIES S.A.	04/01/2021	
ALUMIL (CR)			Main Market
	PIRAEUS SECURITIES S. A.	31/07/2023	
ANDROMEDA SA (CR)			Main Market
	BETA SECURITIES S.A.	15/02/2021	
	OPTIMA BANK S.A.	03/04/2023	
ATTICA BANK S.A. (CR)			Main Market
	EUROXX SECURITIES S.A.	22/01/2016	
AUSTRIACARD (CB)			Main Market
	BETA SECURITIES S.A.	23/03/2023	
	EUROBANK EQUITIES INVESTMENT FIRM SINGLE MEMBER SA	15/05/2023	
AUTOHELLAS SA (CR)			Main Market
	ALPHA FINANCE INVESTMENT SERVICES SINGLE MEMBER SA	01/07/2019	
	EUROXX SECURITIES S.A.	02/07/2018	
AVAX S.A. (CR)			Main Market
	EUROBANK EQUITIES INVESTMENT FIRM SINGLE MEMBER SA	14/12/2015	
	OPTIMA BANK S.A.	04/09/2023	
	PIRAEUS SECURITIES S. A.	01/02/2021	
AVE (CR)			Main Market
	EUROXX SECURITIES S.A.	05/06/2020	
BRIQ PROPERTIES (CR)			Main Market
	EUROBANK EQUITIES INVESTMENT FIRM SINGLE MEMBER SA	09/09/2019	
	LEON DEPOLAS SECURITIES S.A.	22/02/2021	
	PIRAEUS SECURITIES S. A.	05/02/2024	
CC HBC AG (CR)			Main Market
	BETA SECURITIES S.A.	08/03/2021	
	NATIONAL SECURITIES SINGLE MEMBER SA	02/01/1900	
	PIRAEUS SECURITIES S. A.	04/05/2015	
CENERGY HOLDINGS (CB)			Main Market
	ALPHA FINANCE INVESTMENT SERVICES SINGLE MEMBER SA	02/01/2016	
	EUROBANK EQUITIES INVESTMENT FIRM SINGLE MEMBER SA	02/01/2016	
	OPTIMA BANK S.A.	14/03/2022	
	PANTELAKIS SECURITIES S.A.	27/12/2022	
CNL CAPITAL (CR)			Main Market
	MERIT SECURITIES S.A	01/10/2018	
DIMAND (CR)			Main Market
	ALPHA FINANCE INVESTMENT SERVICES SINGLE MEMBER SA	08/08/2022	
	EUROBANK EQUITIES INVESTMENT FIRM SINGLE MEMBER SA	08/08/2022	
	PANTELAKIS SECURITIES S.A.	15/05/2023	
EKTER SA (CR)			Main Market
	BETA SECURITIES S.A.	26/09/2022	
	EUROBANK EQUITIES INVESTMENT FIRM SINGLE MEMBER SA	16/10/2017	
	LEON DEPOLAS SECURITIES S.A.	21/05/2018	
ELASTRON (CR)			Main Market
	LEON DEPOLAS SECURITIES S.A.	20/02/2017	

List of Stocks under Market Making operations

Securities	Stock Category
Market Maker	Start Market Making
ELLAKTOR (CR)	Main Market
ALPHA FINANCE INVESTMENT SERVICES SINGLE MEMBER SA	18/03/2019
EUROBANK EQUITIES INVESTMENT FIRM SINGLE MEMBER SA	01/06/2012
EUROXX SECURITIES S.A.	24/09/2018
NATIONAL SECURITIES SINGLE MEMBER SA	02/01/1900
PIRAEUS SECURITIES S. A.	22/10/2018
ELTON SA (CR)	Main Market
OPTIMA BANK S.A.	30/01/2023
ELVALHALCOR (CR)	Main Market
ALPHA FINANCE INVESTMENT SERVICES SINGLE MEMBER SA	07/05/2018
BETA SECURITIES S.A.	09/01/2023
EUROBANK EQUITIES INVESTMENT FIRM SINGLE MEMBER SA	07/05/2018
ENTERSOFT (CR)	Main Market
ALPHA FINANCE INVESTMENT SERVICES SINGLE MEMBER SA	23/03/2023
EUROBANK EQUITIES INVESTMENT FIRM SINGLE MEMBER SA	22/06/2020
EUROBANK HOLDINGS (CR)	Main Market
ALPHA FINANCE INVESTMENT SERVICES SINGLE MEMBER SA	09/01/2006
EUROBANK EQUITIES INVESTMENT FIRM SINGLE MEMBER SA	01/06/2012
GREENPOST TRADING EUROPE LTD	12/06/2023
HELLENIC AMERICAN SECURITIES S.A.	25/07/2014
LEON DEPOLAS SECURITIES S.A.	30/11/2018
MERIT SECURITIES S.A	06/11/2017
NATIONAL SECURITIES SINGLE MEMBER SA	02/01/1900
PIRAEUS SECURITIES S. A.	28/09/2009
EUROCONSULTANTS S.A. (CR)	Main Market
OPTIMA BANK S.A.	01/02/2023
EYDAP S.A. (CR)	Main Market
ALPHA FINANCE INVESTMENT SERVICES SINGLE MEMBER SA	27/01/2020
EUROBANK EQUITIES INVESTMENT FIRM SINGLE MEMBER SA	10/06/2019
FOURLIS (CR)	Main Market
EUROBANK EQUITIES INVESTMENT FIRM SINGLE MEMBER SA	01/12/2016
PIRAEUS SECURITIES S. A.	06/03/2017
GEK TERNA (CR)	Main Market
BETA SECURITIES S.A.	08/03/2021
EUROBANK EQUITIES INVESTMENT FIRM SINGLE MEMBER SA	24/05/2021
PIRAEUS SECURITIES S. A.	29/08/2019
GR. SARANTIS S.A. (CR)	Main Market
BETA SECURITIES S.A.	14/05/2012
EUROBANK EQUITIES INVESTMENT FIRM SINGLE MEMBER SA	24/10/2016
HELLENIC EXCHANGES-A.S.E. (CR)	Main Market
HELLENIC AMERICAN SECURITIES S.A.	01/09/2014
NATIONAL SECURITIES SINGLE MEMBER SA	02/01/1900
PIRAEUS SECURITIES S. A.	04/05/2015
HELLENIQ ENERGY (CR)	Main Market
ALPHA FINANCE INVESTMENT SERVICES SINGLE MEMBER SA	07/11/2023
EUROBANK EQUITIES INVESTMENT FIRM SINGLE MEMBER SA	01/11/2023
HELLENIC AMERICAN SECURITIES S.A.	14/09/2015
PIRAEUS SECURITIES S. A.	20/03/2017
IDEAL HOLDINGS (CR)	Main Market
EUROBANK EQUITIES INVESTMENT FIRM SINGLE MEMBER SA	07/06/2021
PIRAEUS SECURITIES S. A.	07/06/2021
INTERCONTINENTAL (CR)	Main Market
LEON DEPOLAS SECURITIES S.A.	03/06/2019
INTERLIFE G.C.I.(CR)	Main Market
BETA SECURITIES S.A.	24/10/2022
PIRAEUS SECURITIES S. A.	22/01/2024
INTERWOOD-XYLEMPORIA (CR)	Main Market
EUROBANK EQUITIES INVESTMENT FIRM SINGLE MEMBER SA	05/07/2021
PANTELAKIS SECURITIES S.A.	01/07/2021
INTRAKAT (CR)	Main Market
BETA SECURITIES S.A.	04/10/2021
PANTELAKIS SECURITIES S.A.	10/10/2022
JUMBO SA (CR)	Main Market
BETA SECURITIES S.A.	01/02/2021
EUROBANK EQUITIES INVESTMENT FIRM SINGLE MEMBER SA	25/05/2020
GREENPOST TRADING EUROPE LTD	12/06/2023
MERIT SECURITIES S.A	06/11/2017
PIRAEUS SECURITIES S. A.	06/03/2017

List of Stocks under Market Making operations

Securities	Stock Category
Market Maker	Start Market Making
KLOUKINAS - LAPPAS SA (CR)	Main Market
OPTIMA BANK S.A.	02/01/2023
KRI-KRI S.A. (CR)	Main Market
EUROBANK EQUITIES INVESTMENT FIRM SINGLE MEMBER SA	07/05/2018
LEON DEPOLAS SECURITIES S.A.	16/01/2017
PIRAEUS SECURITIES S. A.	11/12/2023
LAMDA DEVELOPMENT SA (CR)	Main Market
EUROBANK EQUITIES INVESTMENT FIRM SINGLE MEMBER SA	08/12/2014
PANTELAKIS SECURITIES S.A.	06/11/2017
PIRAEUS SECURITIES S. A.	29/06/2017
LAMPASA HOTEL SA (CR)	Main Market
LEON DEPOLAS SECURITIES S.A.	16/01/2017
MOTODYNAMICS S.A. (CR)	Main Market
OPTIMA BANK S.A.	25/08/2023
MOTOR OIL (CR)	Main Market
BETA SECURITIES S.A.	08/03/2021
EUROBANK EQUITIES INVESTMENT FIRM SINGLE MEMBER SA	22/10/2006
GREENPOST TRADING EUROPE LTD	12/06/2023
LEON DEPOLAS SECURITIES S.A.	01/04/2019
MERIT SECURITIES S.A	25/02/2019
NATIONAL SECURITIES SINGLE MEMBER SA	02/01/1900
PIRAEUS SECURITIES S. A.	04/05/2015
MPLE KEDROS (CR)	Main Market
OPTIMA BANK S.A.	08/11/2023
OPTIMA BANK S.A.	16/10/2023
MYTILINEOS (CR)	Main Market
ALPHA FINANCE INVESTMENT SERVICES SINGLE MEMBER SA	15/04/2019
BETA SECURITIES S.A.	11/04/2022
EUROBANK EQUITIES INVESTMENT FIRM SINGLE MEMBER SA	20/09/2017
GREENPOST TRADING EUROPE LTD	12/06/2023
MERIT SECURITIES S.A	25/02/2019
NATIONAL SECURITIES SINGLE MEMBER SA	02/01/1900
PIRAEUS SECURITIES S. A.	04/05/2015
NAFPAKTOS TEXTILE (CR)	Main Market
OPTIMA BANK S.A.	29/01/2024
NATIONAL BANK (CR)	Main Market
ALPHA FINANCE INVESTMENT SERVICES SINGLE MEMBER SA	09/01/2006
EUROBANK EQUITIES INVESTMENT FIRM SINGLE MEMBER SA	22/10/2006
GREENPOST TRADING EUROPE LTD	12/06/2023
HELLENIC AMERICAN SECURITIES S.A.	25/07/2014
LEON DEPOLAS SECURITIES S.A.	20/05/2015
MERIT SECURITIES S.A	03/09/2012
NATIONAL SECURITIES SINGLE MEMBER SA	02/01/1900
PIRAEUS SECURITIES S. A.	08/09/2008
OPAP (CR)	Main Market
ALPHA FINANCE INVESTMENT SERVICES SINGLE MEMBER SA	09/01/2006
BETA SECURITIES S.A.	11/04/2022
EUROBANK EQUITIES INVESTMENT FIRM SINGLE MEMBER SA	22/10/2006
GREENPOST TRADING EUROPE LTD	12/06/2023
HELLENIC AMERICAN SECURITIES S.A.	25/07/2014
MERIT SECURITIES S.A	20/03/2017
NATIONAL SECURITIES SINGLE MEMBER SA	02/01/1900
PIRAEUS SECURITIES S. A.	04/05/2015
OPTIMA BANK (CR)	Main Market
ALPHA FINANCE INVESTMENT SERVICES SINGLE MEMBER SA	12/12/2023
EUROBANK EQUITIES INVESTMENT FIRM SINGLE MEMBER SA	11/12/2023
OPTIMA BANK S.A.	06/11/2023
ORILINA PROPERTIES REIC (CR)	Main Market
EUROBANK EQUITIES INVESTMENT FIRM SINGLE MEMBER SA	11/12/2023
LEON DEPOLAS SECURITIES S.A.	11/12/2023

List of Stocks under Market Making operations

Securities	Stock Category
Market Maker	Start Market Making
OTE (CR)	Main Market
ALPHA FINANCE INVESTMENT SERVICES SINGLE MEMBER SA	09/01/2006
BETA SECURITIES S.A.	11/04/2022
EUROBANK EQUITIES INVESTMENT FIRM SINGLE MEMBER SA	22/10/2006
GREENPOST TRADING EUROPE LTD	12/06/2023
HELLENIC AMERICAN SECURITIES S.A.	25/07/2014
LEON DEPOLAS SECURITIES S.A.	20/04/2015
MERIT SECURITIES S.A	20/03/2017
NATIONAL SECURITIES SINGLE MEMBER SA	02/01/1900
PIRAEUS SECURITIES S. A.	08/09/2008
P.P.A. S.A. (CR)	Main Market
EUROBANK EQUITIES INVESTMENT FIRM SINGLE MEMBER SA	06/02/2019
PAPOUTSANIS (CR)	Main Market
ALPHA FINANCE INVESTMENT SERVICES SINGLE MEMBER SA	19/11/2018
BETA SECURITIES S.A.	25/11/2013
PETROPOULOS PETROS (CR)	Main Market
EUROBANK EQUITIES INVESTMENT FIRM SINGLE MEMBER SA	01/04/2019
PANTELAKIS SECURITIES S.A.	16/03/2020
PIRAEUS FINANCIAL HOLD (CR)	Main Market
ALPHA FINANCE INVESTMENT SERVICES SINGLE MEMBER SA	15/04/2019
EUROBANK EQUITIES INVESTMENT FIRM SINGLE MEMBER SA	22/10/2006
EUROXX SECURITIES S.A.	15/02/2016
GREENPOST TRADING EUROPE LTD	12/06/2023
HELLENIC AMERICAN SECURITIES S.A.	25/07/2014
LEON DEPOLAS SECURITIES S.A.	30/11/2018
MERIT SECURITIES S.A	16/09/2013
NATIONAL SECURITIES SINGLE MEMBER SA	02/01/1900
PIRAEUS SECURITIES S. A.	16/02/2009
PPC (CR)	Main Market
ALPHA FINANCE INVESTMENT SERVICES SINGLE MEMBER SA	09/01/2006
BETA SECURITIES S.A.	01/02/2021
EUROBANK EQUITIES INVESTMENT FIRM SINGLE MEMBER SA	22/10/2006
GREENPOST TRADING EUROPE LTD	12/06/2023
HELLENIC AMERICAN SECURITIES S.A.	01/09/2014
MERIT SECURITIES S.A	06/11/2017
NATIONAL SECURITIES SINGLE MEMBER SA	02/01/1900
PIRAEUS SECURITIES S. A.	28/09/2009
PREMIA (CR)	Main Market
BETA SECURITIES S.A.	01/06/2021
LEON DEPOLAS SECURITIES S.A.	05/12/2022
PANTELAKIS SECURITIES S.A.	23/12/2021
PROFILE SA (CR)	Main Market
OPTIMA BANK S.A.	03/04/2023
PANTELAKIS SECURITIES S.A.	01/07/2019
QUALITY & RELIABILITY SA (CR)	Main Market
OPTIMA BANK S.A.	03/01/2023
QUEST HOLDINGS (CR)	Main Market
BETA SECURITIES S.A.	26/03/2018
EUROBANK EQUITIES INVESTMENT FIRM SINGLE MEMBER SA	28/01/2019
REVOIL (CR)	Main Market
BETA SECURITIES S.A.	26/06/2023
SIDMA STEEL (CR)	Main Market
OPTIMA BANK S.A.	25/05/2023
SPACE HELLAS SA (CR)	Main Market
MERIT SECURITIES S.A	09/12/2022
TECHNICAL OLYMPIC SA (CR)	Main Market
OPTIMA BANK S.A.	05/07/2023
TERNA ENERGY (CR)	Main Market
EUROBANK EQUITIES INVESTMENT FIRM SINGLE MEMBER SA	24/05/2021
PIRAEUS SECURITIES S. A.	09/12/2019
THRACE PLASTICS SA (CR)	Main Market
ALPHA FINANCE INVESTMENT SERVICES SINGLE MEMBER SA	26/03/2018
EUROBANK EQUITIES INVESTMENT FIRM SINGLE MEMBER SA	26/03/2018
TITAN CEMENT (CB)	Main Market
BETA SECURITIES S.A.	01/02/2021
EUROBANK EQUITIES INVESTMENT FIRM SINGLE MEMBER SA	06/11/2019
PIRAEUS SECURITIES S. A.	18/01/2021

List of Stocks under Market Making operations

Securities	Market Maker	Start Market Making	Stock Category
TRADE ESTATES REIC (CR)			Main Market
	EUROBANK EQUITIES INVESTMENT FIRM SINGLE MEMBER SA	08/11/2023	
	EUROBANK EQUITIES INVESTMENT FIRM SINGLE MEMBER SA	10/11/2023	
	PANTELAKIS SECURITIES S.A.	08/11/2023	
	PANTELAKIS SECURITIES S.A.	10/11/2023	
TZIRAKIAN PROFIL (CR)			Main Market
	LEON DEPOLAS SECURITIES S.A.	19/07/2021	
VIOHALCO SA/NV (CB)			Main Market
	ALPHA FINANCE INVESTMENT SERVICES SINGLE MEMBER SA	11/03/2008	
	EUROBANK EQUITIES INVESTMENT FIRM SINGLE MEMBER SA	04/03/2014	
	MERIT SECURITIES S.A	17/03/2014	

Underlying Asset				Derivatives Market													
Price max	Price min	Closing price	change	Delivery Month	Open price	Price max	Price min	Last price	Closing price	Last Bid	Last Ask	Fixing price*	Life high	Life low	Trades	Volume	Open Interest
FTSE/Athex Large Cap				(Trade Unit: 1 Index Point x 2E, Cash Settlement)													
3,427.10	3,363.04	3,424.64	1.62%	February 2024	3,380.00	3,426.00	3,360.25	3,426.00	3,426.00	---	---	---	3,443.00	---	248	2,596	4,791
				March 2024	3,378.00	3,437.50	3,369.00	3,437.50	3,437.50	---	---	---	3,446.00	---	287	2,181	1,707
				April 2024	---	---	---	---	3,382.25	---	---	---	---	---	---	---	---
				June 2024	---	---	---	---	3,394.00	---	---	---	---	---	---	---	---
				September 2024	---	---	---	---	3,411.00	---	---	---	---	---	---	---	---
				December 2024	---	---	---	---	3,428.00	---	---	---	---	---	---	---	---
FTSE/Athex Banks				(Trade Unit: 1 Index Point x 15E, Cash Settlement)													
1,243.63	1,201.14	1,243.63	2.51%	March 2024	---	---	---	---	1,221.50	---	---	---	1,247.50	---	---	---	1,520
				June 2024	---	---	---	---	1,222.00	---	---	---	---	---	---	---	---
				September 2024	---	---	---	---	1,228.00	---	---	---	---	---	---	---	---
				December 2024	---	---	---	---	1,234.25	---	---	---	---	---	---	---	---
MSCI GREECE REBASED				(Trade Unit: 1 Index Point x 2E, Cash Settlement)													
5,543.43	5,421.31	5,543.43	1.35%	February 2024	---	---	---	---	5,452.00	---	---	---	5,534.25	---	---	---	80
				March 2024	---	---	---	---	5,453.00	---	---	---	5,535.25	---	---	---	122
				April 2024	---	---	---	---	5,452.00	---	---	---	5,500.00	---	---	---	120
				May 2024	---	---	---	---	5,498.50	---	---	---	5,547.00	---	---	---	---
				June 2024	---	---	---	---	5,508.50	---	---	---	---	---	---	---	---
				July 2024	---	---	---	---	5,517.00	---	---	---	---	---	---	---	---
				September 2024	---	---	---	---	5,536.25	---	---	---	---	---	---	---	---
				December 2024	---	---	---	---	5,564.00	---	---	---	---	---	---	---	---

Derivatives notes

Fixing prices and final open positions can be retrieved from the following path <http://www.helex.gr/el/web/guest/statistics-end-of-day-derivatives>

Underlying Asset				Derivatives Market													
Price max	Price min	Closing price	change	Delivery Month	Open price	Price max	Price min	Last price	Closing price	Last Bid	Last Ask	Fixing price*	Life high	Life low	Trades	Volume	Open Interest
ADMIE (IPTO) HOLDING S.A. (CR)				(Contract Size: 100 Securities, Physical Delivery)													
2.32	2.27	2.29	-0.44%	March 2024	2.32	2.33	2.28	2.31	2.31	---	---	---	2.40	---	65	479	32,565
				June 2024	---	---	---	---	2.33	---	---	---	2.37	---	---	---	649
				September 2024	---	---	---	---	2.33	---	---	---	---	---	---	---	---
				December 2024	---	---	---	---	2.34	---	---	---	---	---	---	---	---
AEGEAN AIRLINES (CR)				(Contract Size: 100 Securities, Physical Delivery)													
12.58	12.26	12.46	-0.32%	March 2024	12.47	12.57	12.38	12.57	12.57	---	---	---	12.85	---	25	123	6,542
				June 2024	---	---	---	---	12.59	---	---	---	---	---	---	---	---
				September 2024	---	---	---	---	12.65	---	---	---	---	---	---	---	---
				December 2024	---	---	---	---	12.72	---	---	---	---	---	---	---	---
ALPHA SERVICES HOLD (CR)				(Contract Size: 100 Securities, Physical Delivery)													
1.728	1.66	1.728	2.89%	March 2024	1.69	1.74	1.66	1.74	1.74	---	---	---	1.78	---	278	14,220	166,725
				June 2024	1.70	1.70	1.70	1.70	1.70	---	---	---	1.70	---	4	1,000	---
				September 2024	---	---	---	---	1.70	---	---	---	---	---	---	---	---
				December 2024	---	---	---	---	1.71	---	---	---	---	---	---	---	---
AUTOHELLAS SA (CR)				(Contract Size: 100 Securities, Physical Delivery)													
13.64	13.4	13.64	1.34%	March 2024	13.59	13.59	13.46	13.46	13.46	---	---	---	13.95	---	2	3	248
				June 2024	---	---	---	---	13.56	---	---	---	---	---	---	---	---
				September 2024	---	---	---	---	13.62	---	---	---	---	---	---	---	---
				December 2024	---	---	---	---	13.69	---	---	---	---	---	---	---	---
AVAX S.A. (CR)				(Contract Size: 100 Securities, Physical Delivery)													
1.77	1.72	1.748	-0.11%	March 2024	1.76	1.76	1.72	1.73	1.73	---	---	---	1.96	---	18	84	1,460
				June 2024	---	---	---	---	1.76	---	---	---	---	---	---	---	---
				September 2024	---	---	---	---	1.77	---	---	---	---	---	---	---	---
				December 2024	---	---	---	---	1.78	---	---	---	---	---	---	---	---
CC HBC AG (CR)				(Contract Size: 100 Securities, Physical Delivery)													
27.94	26.8	27.6	6.36%	March 2024	26.45	27.93	26.45	27.93	27.93	---	---	---	27.93	---	95	232	382
				June 2024	---	---	---	---	26.14	---	---	---	---	---	---	---	---
				September 2024	---	---	---	---	26.27	---	---	---	---	---	---	---	---
				December 2024	---	---	---	---	26.40	---	---	---	---	---	---	---	---
CENERGY HOLDINGS (CB)				(Contract Size: 100 Securities, Physical Delivery)													
7.1	6.95	7.1	0.71%	March 2024	7.05	7.28	6.99	7.28	7.28	---	---	---	7.60	---	28	262	5,237
				June 2024	---	---	---	---	7.10	---	---	---	---	---	---	---	---
				September 2024	---	---	---	---	7.14	---	---	---	---	---	---	---	---
				December 2024	---	---	---	---	7.17	---	---	---	---	---	---	---	---

Derivatives notes

Fixing prices and final open positions can be retrieved from the following path <http://www.helex.gr/el/web/guest/statistics-end-of-day-derivatives>

Underlying Asset				Derivatives Market													
Price max	Price min	Closing price	change	Delivery Month	Open price	Price max	Price min	Last price	Closing price	Last Bid	Last Ask	Fixing price*	Life high	Life low	Trades	Volume	Open Interest
ELLAKTOR (CR)				(Contract Size: 100 Securities, Physical Delivery)													
2.75	2.64	2.75	3.38%	March 2024	2.72	2.76	2.66	2.76	2.76	---	---	---	2.79	---	76	484	4,486
				June 2024	---	---	---	---	2.68	---	---	---	---	---	---	---	---
				September 2024	---	---	---	---	2.69	---	---	---	---	---	---	---	---
				December 2024	---	---	---	---	2.71	---	---	---	---	---	---	---	---
ELVALHALCOR (CR)				(Contract Size: 100 Securities, Physical Delivery)													
2.255	2.155	2.24	0.67%	March 2024	2.24	2.25	2.18	2.23	2.23	---	---	---	2.44	---	47	239	5,330
				June 2024	---	---	---	---	2.27	---	---	---	2.28	---	---	---	40
				September 2024	---	---	---	---	2.25	---	---	---	---	---	---	---	---
				December 2024	---	---	---	---	2.26	---	---	---	---	---	---	---	---
EUROBANK HOLDINGS (CR)				(Contract Size: 100 Securities, Physical Delivery)													
1.937	1.85	1.9345	2.30%	March 2024	1.90	1.94	1.87	1.94	1.94	---	---	---	1.95	---	139	5,261	29,736
				June 2024	---	---	---	---	1.90	---	---	---	---	---	---	---	---
				September 2024	---	---	---	---	1.91	---	---	---	---	---	---	---	---
				December 2024	---	---	---	---	1.92	---	---	---	---	---	---	---	---
EYDAP S.A. (CR)				(Contract Size: 100 Securities, Physical Delivery)													
5.85	5.76	5.84	0.69%	March 2024	5.81	5.83	5.81	5.83	5.83	---	---	---	6.35	---	12	19	4,176
				June 2024	---	---	---	---	5.84	---	---	---	---	---	---	---	---
				September 2024	---	---	---	---	5.87	---	---	---	---	---	---	---	---
				December 2024	---	---	---	---	5.90	---	---	---	---	---	---	---	---
FOURLIS (CR)				(Contract Size: 100 Securities, Physical Delivery)													
4.185	4.09	4.12	-1.67%	March 2024	4.15	4.15	4.13	4.14	4.14	---	---	---	4.46	---	6	18	1,517
				June 2024	---	---	---	---	4.22	---	---	---	---	---	---	---	---
				September 2024	---	---	---	---	4.24	---	---	---	---	---	---	---	---
				December 2024	---	---	---	---	4.26	---	---	---	---	---	---	---	---
GEK TERNA (CR)				(Contract Size: 100 Securities, Physical Delivery)													
14.5	14.26	14.4	0.00%	March 2024	14.49	14.50	14.30	14.37	14.37	---	---	---	14.86	---	16	56	11,389
				June 2024	---	---	---	---	14.64	---	---	---	14.66	---	---	---	55
				September 2024	---	---	---	---	14.58	---	---	---	---	---	---	---	---
				December 2024	---	---	---	---	14.65	---	---	---	---	---	---	---	---
HELLENIC EXCHANGES-A.S.E. (CR)				(Contract Size: 100 Securities, Physical Delivery)													
5.7	5.6	5.65	-0.53%	March 2024	5.73	5.73	5.63	5.68	5.68	---	---	---	5.94	---	73	466	10,047
				June 2024	---	---	---	---	5.72	---	---	---	---	---	---	---	---
				September 2024	---	---	---	---	5.75	---	---	---	---	---	---	---	---
				December 2024	---	---	---	---	5.78	---	---	---	---	---	---	---	---

Derivatives notes

Fixing prices and final open positions can be retrieved from the following path <http://www.helex.gr/el/web/guest/statistics-end-of-day-derivatives>

Underlying Asset				Derivatives Market													
Price max	Price min	Closing price	change	Delivery Month	Open price	Price max	Price min	Last price	Closing price	Last Bid	Last Ask	Fixing price*	Life high	Life low	Trades	Volume	Open Interest
HELLENiQ ENERGY (CR)				(Contract Size: 100 Securities, Physical Delivery)													
7.88	7.67	7.88	2.74%	March 2024	7.70	7.89	7.70	7.88	7.88	---	---	---	7.89	---	95	438	7,202
---	---	---	---	June 2024	---	---	---	---	7.75	---	---	---	7.80	---	---	---	55
---	---	---	---	September 2024	---	---	---	---	7.76	---	---	---	---	---	---	---	---
---	---	---	---	December 2024	---	---	---	---	7.80	---	---	---	---	---	---	---	---
INTRACOM HOLDINGS (CR)				(Contract Size: 100 Securities, Physical Delivery)													
4.1	3.91	4.09	0.86%	March 2024	4.05	4.11	3.91	4.11	4.11	---	---	---	4.16	---	82	379	10,075
---	---	---	---	June 2024	---	---	---	---	4.08	---	---	---	---	---	---	---	---
---	---	---	---	September 2024	---	---	---	---	4.10	---	---	---	---	---	---	---	---
---	---	---	---	December 2024	---	---	---	---	4.13	---	---	---	---	---	---	---	---
INTRAKAT (CR)				(Contract Size: 100 Securities, Physical Delivery)													
4.91	4.785	4.9	0.82%	March 2024	4.81	4.84	4.72	4.82	4.82	---	---	---	5.08	---	23	63	3,293
---	---	---	---	June 2024	---	---	---	---	4.89	---	---	---	---	---	---	---	---
---	---	---	---	September 2024	---	---	---	---	4.92	---	---	---	---	---	---	---	---
---	---	---	---	December 2024	---	---	---	---	4.94	---	---	---	---	---	---	---	---
JUMBO SA (CR)				(Contract Size: 100 Securities, Physical Delivery)													
27.5	27	27.3	-0.44%	March 2024	27.46	27.55	27.18	27.55	27.55	---	---	---	28.00	---	6	19	649
---	---	---	---	June 2024	---	---	---	---	27.62	---	---	---	---	---	---	---	---
---	---	---	---	September 2024	---	---	---	---	27.76	---	---	---	---	---	---	---	---
---	---	---	---	December 2024	---	---	---	---	27.89	---	---	---	---	---	---	---	---
LAMDA DEVELOPMENT SA (CR)				(Contract Size: 100 Securities, Physical Delivery)													
7.01	6.84	6.93	-0.36%	March 2024	6.97	7.07	6.88	6.95	6.95	---	---	---	7.37	---	23	83	6,800
---	---	---	---	June 2024	---	---	---	---	7.00	---	---	---	---	---	---	---	---
---	---	---	---	September 2024	---	---	---	---	7.04	---	---	---	---	---	---	---	---
---	---	---	---	December 2024	---	---	---	---	7.08	---	---	---	---	---	---	---	---
MIG (CR)				(Contract Size: 100 Securities, Physical Delivery)													
4.485	4.3	4.465	2.53%	March 2024	4.36	4.40	4.33	4.40	4.40	---	---	---	5.30	---	3	15	106
---	---	---	---	June 2024	---	---	---	---	4.39	---	---	---	---	---	---	---	---
---	---	---	---	September 2024	---	---	---	---	4.41	---	---	---	---	---	---	---	---
---	---	---	---	December 2024	---	---	---	---	4.43	---	---	---	---	---	---	---	---
MOTOR OIL (CR)				(Contract Size: 100 Securities, Physical Delivery)													
27.36	26.52	27.34	1.64%	March 2024	27.31	27.90	26.60	27.90	27.90	---	---	---	27.90	---	9	32	487
---	---	---	---	June 2024	---	---	---	---	27.09	---	---	---	---	---	---	---	---
---	---	---	---	September 2024	---	---	---	---	27.23	---	---	---	---	---	---	---	---
---	---	---	---	December 2024	---	---	---	---	27.36	---	---	---	---	---	---	---	---

Derivatives notes

Fixing prices and final open positions can be retrieved from the following path <http://www.helex.gr/el/web/guest/statistics-end-of-day-derivatives>

Underlying Asset				Derivatives Market													
Price max	Price min	Closing price	change	Delivery Month	Open price	Price max	Price min	Last price	Closing price	Last Bid	Last Ask	Fixing price*	Life high	Life low	Trades	Volume	Open Interest
MYTILINEOS (CR)																	
(Contract Size: 100 Securities, Physical Delivery)																	
37.7	36.92	37.3	-0.27%	March 2024	37.60	37.77	37.01	37.50	37.50	---	---	---	39.80	---	62	236	4,327
				June 2024	---	---	---	---	37.67	---	---	---	---	---	---	---	---
				September 2024	---	---	---	---	37.86	---	---	---	---	---	---	---	---
				December 2024	---	---	---	---	38.05	---	---	---	---	---	---	---	---
NATIONAL BANK (CR)																	
(Contract Size: 100 Securities, Physical Delivery)																	
7.25	7.034	7.25	2.26%	March 2024	7.06	7.29	7.04	7.28	7.28	---	---	---	7.29	---	194	2,475	16,788
				June 2024	---	---	---	---	7.14	---	---	---	---	---	---	---	---
				September 2024	---	---	---	---	7.18	---	---	---	---	---	---	---	---
				December 2024	---	---	---	---	7.21	---	---	---	---	---	---	---	---
OPAP (CR)																	
(Contract Size: 100 Securities, Physical Delivery)																	
16.48	16.15	16.31	-0.12%	March 2024	16.40	16.45	16.34	16.45	16.45	---	---	---	16.61	---	10	15	956
				June 2024	---	---	---	---	16.45	---	---	---	---	---	---	---	---
				September 2024	---	---	---	---	16.53	---	---	---	---	---	---	---	---
				December 2024	---	---	---	---	16.61	---	---	---	---	---	---	---	---
OPTIMA BANK (CR)																	
(Contract Size: 100 Securities, Physical Delivery)																	
7.72	7.63	7.69	0.13%	March 2024	---	---	---	---	7.58	---	---	---	7.78	---	---	---	96
				June 2024	---	---	---	---	7.74	---	---	---	---	---	---	---	---
				September 2024	---	---	---	---	7.77	---	---	---	---	---	---	---	---
				December 2024	---	---	---	---	7.81	---	---	---	---	---	---	---	---
OTE (CR)																	
(Contract Size: 100 Securities, Physical Delivery)																	
13.19	12.98	13.18	1.38%	March 2024	13.10	13.26	13.05	13.26	13.26	---	---	---	13.69	---	32	154	9,739
				June 2024	---	---	---	---	13.09	---	---	---	---	---	---	---	---
				September 2024	---	---	---	---	13.16	---	---	---	---	---	---	---	---
				December 2024	---	---	---	---	13.22	---	---	---	---	---	---	---	---
P.P.A. S.A. (CR)																	
(Contract Size: 100 Securities, Physical Delivery)																	
25.8	25.3	25.55	2.61%	March 2024	---	---	---	---	24.70	---	---	---	25.49	---	---	---	108
				June 2024	---	---	---	---	25.08	---	---	---	---	---	---	---	---
				September 2024	---	---	---	---	25.20	---	---	---	---	---	---	---	---
				December 2024	---	---	---	---	25.33	---	---	---	---	---	---	---	---
PIRAEUS FINANCIAL HOLD (CR)																	
(Contract Size: 100 Securities, Physical Delivery)																	
3.93	3.808	3.93	2.88%	March 2024	3.86	3.94	3.81	3.93	3.93	---	---	---	3.95	---	382	11,513	90,085
				June 2024	3.85	3.85	3.85	3.85	3.85	---	---	---	4.00	---	3	15	3
				September 2024	---	---	---	---	3.87	---	---	---	---	---	---	---	---
				December 2024	---	---	---	---	3.89	---	---	---	---	---	---	---	---

Derivatives notes

Fixing prices and final open positions can be retrieved from the following path <http://www.helex.gr/el/web/guest/statistics-end-of-day-derivatives>

Underlying Asset				Derivatives Market													
Price max	Price min	Closing price	change	Delivery Month	Open price	Price max	Price min	Last price	Closing price	Last Bid	Last Ask	Fixing price*	Life high	Life low	Trades	Volume	Open Interest
PPC (CR)				(Contract Size: 100 Securities, Physical Delivery)													
11.95	11.55	11.78	-0.17%	March 2024	11.93	11.99	11.60	11.88	11.88	---	---	---	12.76	---	215	1,158	29,838
				June 2024	12.00	12.00	11.88	11.88	11.88	---	---	---	12.75	---	2	75	360
				September 2024	---	---	---	---	11.94	---	---	---	---	---	---	---	---
				December 2024	---	---	---	---	12.00	---	---	---	---	---	---	---	---
QUEST HOLDINGS (CR)				(Contract Size: 100 Securities, Physical Delivery)													
5.38	5.17	5.17	-3.18%	March 2024	---	---	---	---	5.36	---	---	---	5.70	---	---	---	191
				June 2024	---	---	---	---	5.38	---	---	---	---	---	---	---	---
				September 2024	---	---	---	---	5.41	---	---	---	---	---	---	---	---
				December 2024	---	---	---	---	5.43	---	---	---	---	---	---	---	---
TERNA ENERGY (CR)				(Contract Size: 100 Securities, Physical Delivery)													
15.58	15.32	15.53	0.39%	March 2024	15.50	15.61	15.40	15.41	15.41	---	---	---	16.55	---	41	218	19,505
				June 2024	---	---	---	---	15.58	---	---	---	---	---	---	---	---
				September 2024	---	---	---	---	15.66	---	---	---	---	---	---	---	---
				December 2024	---	---	---	---	15.74	---	---	---	---	---	---	---	---
TITAN CEMENT (CB)				(Contract Size: 100 Securities, Physical Delivery)													
25.05	24.55	24.8	0.20%	March 2024	24.85	24.85	24.65	24.78	24.78	---	---	---	25.67	---	5	15	229
				June 2024	---	---	---	---	24.93	---	---	---	---	---	---	---	---
				September 2024	---	---	---	---	25.05	---	---	---	---	---	---	---	---
				December 2024	---	---	---	---	25.18	---	---	---	---	---	---	---	---
VIOHALCO SA/NV (CB)				(Contract Size: 100 Securities, Physical Delivery)													
6.21	6	6.12	-0.65%	March 2024	6.23	6.23	6.05	6.19	6.19	---	---	---	6.62	---	73	264	4,738
				June 2024	---	---	---	---	6.20	---	---	---	---	---	---	---	---
				September 2024	---	---	---	---	6.24	---	---	---	---	---	---	---	---
				December 2024	---	---	---	---	6.27	---	---	---	---	---	---	---	---

Derivatives notes

Fixing prices and final open positions can be retrieved from the following path <http://www.helex.gr/el/web/guest/statistics-end-of-day-derivatives>

FTSE/Athex Large Cap

(Trade Unit: 1 Index Point x 2€ - Exercise Style: European, Cash Settlement)

Call Options														Put Options																							
February 2024								March 2024						Other Months		February 2024								March 2024						Other Months		Exercise Price					
Open price	Price max	Price min	Last price	Closing price	Volume	Open Interest	Open price	Price max	Price min	Last price	Closing price	Volume	Open Interest	Volume	Open Interest	Open price	Price max	Price min	Last price	Closing price	Volume	Open Interest	Open price	Price max	Price min	Last price	Closing price	Volume	Open Interest	Volume	Open Interest						
2,200	-	-	-	-	-	-	0.00	0.00	0.00	-	1,172.00	-	-	-	-	-	-	-	-	-	-	-	0.00	0.00	0.00	-	0.01	-	-	-	-	2,200					
2,250	-	-	-	-	-	-	0.00	0.00	0.00	-	1,122.00	-	-	-	-	-	-	-	-	-	-	-	0.00	0.00	0.00	-	0.01	-	-	-	-	2,250					
2,300	-	-	-	-	-	-	0.00	0.00	0.00	-	1,072.00	-	-	-	-	-	-	-	-	-	-	-	0.00	0.00	0.00	-	0.01	-	-	-	-	2,300					
2,350	-	-	-	-	-	-	0.00	0.00	0.00	-	1,022.00	-	-	-	-	-	-	-	-	-	-	-	0.00	0.00	0.00	-	0.01	-	-	-	-	2,350					
2,400	-	-	-	-	-	-	0.00	0.00	0.00	-	972.00	-	-	-	-	-	-	-	-	-	-	-	0.00	0.00	0.00	-	0.01	-	-	-	-	2,400					
2,450	-	-	-	-	-	-	0.00	0.00	0.00	-	922.00	-	-	-	-	-	-	-	-	-	-	-	0.00	0.00	0.00	-	0.01	-	-	-	-	2,450					
2,500	-	-	-	-	-	-	0.00	0.00	0.00	-	872.00	-	-	-	-	-	-	-	-	-	-	-	0.00	0.00	0.00	-	0.01	-	-	-	-	2,500					
2,550	-	-	-	-	-	-	0.00	0.00	0.00	-	823.00	-	-	-	-	-	-	-	-	-	-	-	0.00	0.00	0.00	-	0.01	-	-	-	-	2,550					
2,600	-	-	-	-	-	-	0.00	0.00	0.00	-	773.00	-	-	-	-	-	-	-	-	-	-	-	0.00	0.00	0.00	-	0.01	-	-	-	-	2,600					
2,650	-	-	-	-	-	-	0.00	0.00	0.00	-	723.00	-	-	-	-	-	-	-	-	-	-	-	0.00	0.00	0.00	-	0.01	-	-	-	-	2,650					
2,700	-	-	-	-	-	-	0.00	0.00	0.00	-	673.00	-	-	-	-	-	-	-	-	-	-	-	0.00	0.00	0.00	-	0.01	-	-	-	-	2,700					
2,750	-	-	-	-	-	-	0.00	0.00	0.00	-	623.00	-	-	-	-	-	-	-	-	-	-	-	0.00	0.00	0.00	-	0.01	-	-	-	-	2,750					
2,800	0.00	0.00	0.00	-	568.00	-	-	0.00	0.00	0.00	-	573.00	-	-	-	-	-	-	-	-	-	-	0.00	0.00	0.00	-	0.03	-	-	-	-	2,800					
2,850	0.00	0.00	0.00	-	518.00	-	-	0.00	0.00	0.00	-	523.00	-	-	-	-	-	-	-	-	-	-	0.00	0.00	0.00	-	0.10	-	-	-	-	2,850					
2,900	0.00	0.00	0.00	-	468.00	-	-	0.00	0.00	0.00	-	473.00	-	-	-	-	-	-	-	-	-	-	0.00	0.00	0.00	-	0.28	-	-	-	-	2,900					
2,950	0.00	0.00	0.00	-	418.00	-	-	0.00	0.00	0.00	-	424.00	-	-	-	-	-	-	-	-	-	-	0.00	0.00	0.00	-	0.68	-	-	-	-	2,950					
3,000	0.00	0.00	0.00	-	368.00	-	-	0.00	0.00	0.00	-	375.00	-	-	-	-	-	-	-	-	-	-	0.00	0.00	0.00	-	1.50	-	-	-	-	3,000					
3,050	0.00	0.00	0.00	-	318.00	-	80	0.00	0.00	0.00	-	327.00	-	-	-	-	-	-	-	-	-	-	0.00	0.00	0.00	-	3.20	-	-	-	-	3,050					
3,100	0.00	0.00	0.00	-	268.00	-	41	0.00	0.00	0.00	-	280.00	-	-	-	-	-	-	-	-	-	-	0.00	0.00	0.00	-	6.20	-	-	-	-	3,100					
3,150	0.00	0.00	0.00	-	218.00	-	61	0.00	0.00	0.00	-	235.00	-	-	-	-	-	-	-	-	-	-	0.00	0.00	0.00	-	11.25	-	-	-	-	3,150					
3,200	0.00	0.00	0.00	-	168.00	-	41	0.00	0.00	0.00	-	193.00	-	20	-	-	-	-	-	-	-	-	0.00	0.00	0.00	-	19.00	-	20	-	-	3,200					
3,250	158.00	158.00	158.00	158.00	158.00	1	3	0.00	0.00	0.00	-	154.00	-	-	-	-	-	-	-	-	-	-	2.00	158.00	2.00	2.00	2.00	5	66	23.00	23.00	23.00	23.00	23.00	2	21	3,250
3,300	109.00	109.00	109.00	109.00	109.00	1	3	0.00	0.00	0.00	-	120.00	-	60	-	-	-	-	-	-	-	-	0.00	109.00	0.00	-	3.60	-	64	45.50	46.00	38.00	38.00	38.00	7	89	3,300
3,350	33.50	73.00	33.50	73.00	73.00	7	65	0.00	0.00	0.00	-	91.00	-	40	-	-	-	-	-	-	-	-	0.00	73.00	0.00	-	15.75	-	48	60.00	60.00	60.00	60.00	60.00	1	93	3,350
3,400	14.75	21.50	14.75	21.50	21.50	40	39	0.00	0.00	0.00	-	66.50	-	21	-	-	-	-	-	-	-	-	42.00	21.50	18.00	18.00	18.00	42	10	0.00	0.00	0.00	-	92.50	-	21	3,400
3,450	4.00	4.00	3.50	4.00	4.00	20	60	43.00	43.00	43.00	43.00	43.00	3	1	-	-	-	-	-	-	-	-	0.00	4.00	0.00	-	84.50	-	-	0.00	0.00	0.00	-	123.00	-	20	3,450
3,500	0.00	0.00	0.00	-	0.30	-	-	0.00	0.00	0.00	-	32.25	-	1	-	-	-	-	-	-	-	-	0.00	0.00	0.00	-	133.00	-	-	0.00	0.00	0.00	-	158.00	-	-	3,500
3,550	0.00	0.00	0.00	-	0.02	-	-	0.00	0.00	0.00	-	21.50	-	-	-	-	-	-	-	-	-	-	0.00	0.00	0.00	-	182.00	-	-	0.00	0.00	0.00	-	197.00	-	-	3,550
3,600	0.00	0.00	0.00	-	0.04	-	-	0.00	0.00	0.00	-	13.75	-	-	-	-	-	-	-	-	-	-	0.00	0.00	0.00	-	232.00	-	-	0.00	0.00	0.00	-	239.00	-	-	3,600
3,650	0.00	0.00	0.00	-	0.20	-	-	0.00	0.00	0.00	-	8.50	-	-	-	-	-	-	-	-	-	-	0.00	0.00	0.00	-	282.00	-	-	0.00	0.00	0.00	-	284.00	-	-	3,650
3,700	0.00	0.00	0.00	-	0.04	-	-	0.00	0.00	0.00	-	5.00	-	-	-	-	-	-	-	-	-	-	0.00	0.00	0.00	-	332.00	-	-	0.00	0.00	0.00	-	330.00	-	-	3,700
Totals:						69	393					3	143	0	0							47	458							10	264	0	0				
Number of Trades:						11						2		0								5								7		0					

ALPHA SERVICES HOLD (CR)

(Contract Size: 100 Securities, Exercise Style: American, Physical Delivery)

Call Options														Put Options																							
February 2024							March 2024							Other Months		February 2024							March 2024							Other Months		Exercise Price					
Open price	Price max	Price min	Last price	Closing price	Volume	Open Interest	Open price	Price max	Price min	Last price	Closing price	Volume	Open Interest	Volume	Open Interest	Open price	Price max	Price min	Last price	Closing price	Volume	Open Interest	Open price	Price max	Price min	Last price	Closing price	Volume	Open Interest	Volume	Open Interest						
0.800					-	-	0.000	0.000	0.000		0.881	-	-			-	-	0.000	0.000	0.000		0.001	-	-							0.008						
0.850					-	-	0.000	0.000	0.000		0.831	-	-			-	-	0.000	0.000	0.000		0.001	-	-							0.009						
0.900					-	-	0.000	0.000	0.000		0.782	-	-			-	-	0.000	0.000	0.000		0.002	-	-							0.009						
0.950					-	-	0.000	0.000	0.000		0.732	-	-			-	-	0.000	0.000	0.000		0.003	-	-							0.010						
1.000	0.000	0.000	0.000		0.680	-	-	0.000	0.000	0.000		0.682	-	-		0.000	0.000	0.000		0.001	-	-		0.000	0.000	0.000		0.001	-	-		0.010					
1.100	0.000	0.000	0.000		0.580	-	-	0.000	0.000	0.000		0.582	-	-		0.000	0.000	0.000		0.001	-	-		0.000	0.000	0.000		0.001	-	-		0.011					
1.200	0.000	0.000	0.000		0.480	-	-	0.000	0.000	0.000		0.482	-	-		0.000	0.000	0.000		0.001	-	-		0.000	0.000	0.000		0.002	-	-		0.012					
1.300	0.000	0.000	0.000		0.380	-	-	0.000	0.000	0.000		0.382	-	-		0.000	0.000	0.000		0.001	-	-		0.000	0.000	0.000		0.001	-	-		0.013					
1.400	0.000	0.000	0.000		0.280	-	-	0.000	0.000	0.000		0.284	-	-		0.000	0.000	0.000		0.001	-	-		0.000	0.000	0.000		0.002	-	-		0.014					
1.500	0.000	0.000	0.000		0.181	-	-	0.000	0.000	0.000		0.191	-	-		0.000	0.000	0.000		0.001	-	-		0.000	0.000	0.000		0.009	-	-		0.015					
1.600	0.000	0.000	0.000		0.088	-	-	0.000	0.000	0.000		0.113	-	-		0.000	0.000	0.000		0.008	-	-		0.000	0.000	0.000		0.030	-	-		0.016					
1.700	0.000	0.000	0.000		0.026	-	-	0.000	0.000	0.000		0.057	-	-		0.000	0.000	0.000		0.046	-	-		0.000	0.000	0.000		0.075	-	-		0.017					
1.800	0.000	0.000	0.000		0.004	-	-	0.000	0.000	0.000		0.024	-	-		0.000	0.000	0.000		0.124	-	-		0.000	0.000	0.000		0.142	-	-		0.018					
1.900	0.000	0.000	0.000		0.001	-	-	0.000	0.000	0.000		0.009	-	-		0.000	0.000	0.000		0.220	-	-		0.000	0.000	0.000		0.227	-	-		0.019					
2.000	0.000	0.000	0.000		0.002	-	-	0.000	0.000	0.000		0.003	-	-		0.000	0.000	0.000		0.320	-	-		0.000	0.000	0.000		0.321	-	-		0.020					
2.200	0.000	0.000	0.000		0.001	-	-	0.000	0.000	0.000		0.001	-	-		0.000	0.000	0.000		0.520	-	-		0.000	0.000	0.000		0.520	-	-		0.022					
2.400	0.000	0.000	0.000		0.001	-	-	0.000	0.000	0.000		0.001	-	-		0.000	0.000	0.000		0.720	-	-		0.000	0.000	0.000		0.720	-	-		0.024					
2.600	0.000	0.000	0.000		0.001	-	-	0.000	0.000	0.000		0.001	-	-		0.000	0.000	0.000		0.920	-	-		0.000	0.000	0.000		0.920	-	-		0.026					
Totals:					0	0							0	0								0	0							0	0						
Number of Trades:					0								0	0								0.00								0	0						

NATIONAL BANK (CR)

(Contract Size: 100 Securities, Exercise Style: American, Physical Delivery)

Call Options														Put Options																				
February 2024							March 2024							Other Months		February 2024							March 2024							Other Months		Exercise Price		
Exercise Price	Open price	Price max	Price min	Last price	Closing price	Volume	Open Interest	Open price	Price max	Price min	Last price	Closing price	Volume	Open Interest	Volume	Open Interest	Open price	Price max	Price min	Last price	Closing price	Volume	Open Interest	Open price	Price max	Price min	Last price	Closing price	Volume	Open Interest	Volume		Open Interest	
3.200						-	-	0.000	0.000	0.000		3.90	-	-																				0.032
3.400						-	-	0.000	0.000	0.000		3.70	-	-																				0.034
3.600						-	-	0.000	0.000	0.000		3.50	-	-																				0.036
3.800						-	-	0.000	0.000	0.000		3.30	-	-																				0.038
4.000	0.000	0.000	0.000		3.09	-	-	0.000	0.000	0.000		3.10	-	-			0.000	0.000	0.000		0.001	-	-		0.000	0.000	0.000		0.001	-	-			0.040
4.400	0.000	0.000	0.000		2.69	-	-	0.000	0.000	0.000		2.70	-	-			0.000	0.000	0.000		0.001	-	-		0.000	0.000	0.000		0.001	-	-			0.044
4.800	0.000	0.000	0.000		2.29	-	-	0.000	0.000	0.000		2.30	-	-			0.000	0.000	0.000		0.001	-	-		0.000	0.000	0.000		0.001	-	-			0.048
5.200	0.000	0.000	0.000		1.89	-	-	0.000	0.000	0.000		1.90	-	-			0.000	0.000	0.000		0.001	-	-		0.000	0.000	0.000		0.001	-	-			0.052
5.600	0.000	0.000	0.000		1.49	-	-	0.000	0.000	0.000		1.50	-	-			0.000	0.000	0.000		0.001	-	10		0.000	0.000	0.000		0.001	-	-			0.056
6.000	0.000	0.000	0.000		1.09	-	-	0.000	0.000	0.000		1.11	-	-			0.000	0.000	0.000		0.001	-	3		0.000	0.000	0.000		0.008	-	-			0.060
6.400	0.000	0.000	0.000		0.691	-	-	0.000	0.000	0.000		0.740	-	-			0.000	0.000	0.000		0.001	-	-		0.000	0.000	0.000		0.039	-	-			0.064
6.800	0.000	0.000	0.000		0.297	-	-	0.000	0.000	0.000		0.434	-	2			0.000	0.000	0.000		0.006	-	-		0.000	0.000	0.000		0.132	-	-			0.068
7.200	0.000	0.000	0.000		0.038	-	-	0.000	0.000	0.000		0.217	-	35			0.000	0.000	0.000		0.147	-	-		0.000	0.000	0.000		0.315	-	-			0.072
7.600	0.000	0.000	0.000		0.002	-	-	0.000	0.000	0.000		0.091	-	-			0.000	0.000	0.000		0.510	-	-		0.000	0.000	0.000		0.590	-	-			0.076
8.000	0.000	0.000	0.000		0.002	-	-	0.000	0.000	0.000		0.032	-	-			0.000	0.000	0.000		0.910	-	-		0.000	0.000	0.000		0.933	-	-			0.080
8.400	0.000	0.000	0.000		0.001	-	-	0.000	0.000	0.000		0.009	-	-			0.000	0.000	0.000		1.31	-	-		0.000	0.000	0.000		1.31	-	-			0.084
8.800	0.000	0.000	0.000		0.001	-	-	0.000	0.000	0.000		0.002	-	-			0.000	0.000	0.000		1.71	-	-		0.000	0.000	0.000		1.71	-	-			0.088
9.200	0.000	0.000	0.000		0.001	-	-	0.000	0.000	0.000		0.001	-	-			0.000	0.000	0.000		2.11	-	-		0.000	0.000	0.000		2.11	-	-			0.092
Totals:						0	0						0	37	0	0						0	13								0	240	0	0
Number of Trades:						0							0		0								0.00								0		0	

OPAP (CR)

(Contract Size: 100 Securities, Exercise Style: American, Physical Delivery)

Call Options														Put Options																		
February 2024							March 2024							Other Months		February 2024							March 2024							Other Months		Exercise Price
Open price	Price max	Price min	Last price	Closing price	Volume	Open Interest	Open price	Price max	Price min	Last price	Closing price	Volume	Open Interest	Volume	Open Interest	Open price	Price max	Price min	Last price	Closing price	Volume	Open Interest	Open price	Price max	Price min	Last price	Closing price	Volume	Open Interest	Volume	Open Interest	
9.600	0.000	0.000	0.000	6.73	-	-	0.000	0.000	0.000	6.75	-	-				0.000	0.000	0.000	0.001	-	-	0.000	0.000	0.000	0.001	-	-				0.096	
10.000	0.000	0.000	0.000	6.33	-	-	0.000	0.000	0.000	6.35	-	-				0.000	0.000	0.000	0.001	-	-	0.000	0.000	0.000	0.001	-	-				0.100	
11.000	0.000	0.000	0.000	5.33	-	-	0.000	0.000	0.000	5.35	-	-				0.000	0.000	0.000	0.001	-	-	0.000	0.000	0.000	0.001	-	-				0.110	
12.000	0.000	0.000	0.000	4.33	-	-	0.000	0.000	0.000	4.35	-	-				0.000	0.000	0.000	0.001	-	-	0.000	0.000	0.000	0.001	-	-				0.120	
13.000	0.000	0.000	0.000	3.33	-	-	0.000	0.000	0.000	3.35	-	-				0.000	0.000	0.000	0.001	-	-	0.000	0.000	0.000	0.001	-	-				0.130	
14.000	0.000	0.000	0.000	2.33	-	-	0.000	0.000	0.000	2.36	-	-				0.000	0.000	0.000	0.001	-	-	0.000	0.000	0.000	0.003	-	-				0.140	
15.000	0.000	0.000	0.000	1.33	-	-	0.000	0.000	0.000	1.40	-	-				0.000	0.000	0.000	0.001	-	-	0.000	0.000	0.000	0.047	-	-				0.150	
16.000	0.000	0.000	0.000	0.376	-	167	0.000	0.000	0.000	0.629	-	-				0.000	0.000	0.000	0.043	-	-	0.000	0.000	0.000	0.272	-	-				0.160	
17.000	0.000	0.000	0.000	0.008	-	-	0.000	0.000	0.000	0.192	-	-				0.000	0.000	0.000	0.677	-	-	0.000	0.000	0.000	0.837	-	-				0.170	
18.000	0.000	0.000	0.000	0.002	-	-	0.000	0.000	0.000	0.037	-	-				0.000	0.000	0.000	1.67	-	-	0.000	0.000	0.000	1.69	-	-				0.180	
19.000	0.000	0.000	0.000	0.001	-	-	0.000	0.000	0.000	0.004	-	-				0.000	0.000	0.000	2.67	-	-	0.000	0.000	0.000	2.67	-	-				0.190	
20.000	0.000	0.000	0.000	0.001	-	-	0.000	0.000	0.000	0.001	-	-				0.000	0.000	0.000	3.67	-	-	0.000	0.000	0.000	3.67	-	-				0.200	
22.000	0.000	0.000	0.000	0.001	-	-	0.000	0.000	0.000	0.001	-	-				0.000	0.000	0.000	5.67	-	-	0.000	0.000	0.000	5.67	-	-				0.220	
24.000					-	-	0.000	0.000	0.000	0.001	-	-									-	-	0.000	0.000	0.000	7.67	-	-				0.240
Totals:					0	167					0	0	0	0	0						0	0						0	0	0	0	0
Number of Trades:					0						0	0	0									0.00						0	0			

OTE (CR)

(Contract Size: 100 Securities, Exercise Style: American, Physical Delivery)

Call Options														Put Options																				
February 2024							March 2024							Other Months		February 2024							March 2024							Other Months		Exercise Price		
Open price	Price max	Price min	Last price	Closing price	Volume	Open Interest	Open price	Price max	Price min	Last price	Closing price	Volume	Open Interest	Volume	Open Interest	Open price	Price max	Price min	Last price	Closing price	Volume	Open Interest	Open price	Price max	Price min	Last price	Closing price	Volume	Open Interest	Volume	Open Interest			
9.200	0.000	0.000	0.000	3.80	-	-	0.000	0.000	0.000	3.82	-	-				0.000	0.000	0.000	0.001	-	-				0.000	0.000	0.000	0.001	-	-			0.092	
9.600	0.000	0.000	0.000	3.40	-	-	0.000	0.000	0.000	3.42	-	-				0.000	0.000	0.000	0.001	-	-				0.000	0.000	0.000	0.001	-	-			0.096	
10.000	0.000	0.000	0.000	3.00	-	-	0.000	0.000	0.000	3.02	-	-				0.000	0.000	0.000	0.001	-	-				0.000	0.000	0.000	0.001	-	-			0.100	
11.000	0.000	0.000	0.000	2.00	-	-	0.000	0.000	0.000	2.02	-	-				0.000	0.000	0.000	0.001	-	-				0.000	0.000	0.000	0.001	-	-			0.110	
12.000	0.000	0.000	0.000	1.00	-	-	0.000	0.000	0.000	1.06	-	20				0.000	0.000	0.000	0.002	-	-				0.000	0.000	0.000	0.038	-	-			0.120	
13.000	0.000	0.000	0.000	0.150	-	25	0.000	0.000	0.000	0.339	-	-				0.000	0.000	0.000	0.148	-	15				0.000	0.000	0.000	0.318	-	-			0.130	
14.000	0.000	0.000	0.000	0.001	-	6	0.000	0.000	0.000	0.054	-	-				0.000	0.000	0.000	1.00	-	-				0.000	0.000	0.000	1.04	-	-			0.140	
15.000	0.000	0.000	0.000	0.001	-	-	0.000	0.000	0.000	0.004	-	-				0.000	0.000	0.000	2.00	-	-				0.000	0.000	0.000	2.00	-	-			0.150	
16.000	0.000	0.000	0.000	0.002	-	-	0.000	0.000	0.000	0.002	-	-				0.000	0.000	0.000	3.00	-	-				0.000	0.000	0.000	3.00	-	-			0.160	
17.000	0.000	0.000	0.000	0.001	-	-	0.000	0.000	0.000	0.001	-	-				0.000	0.000	0.000	4.00	-	-				0.000	0.000	0.000	4.00	-	-			0.170	
18.000	0.000	0.000	0.000	0.001	-	-	0.000	0.000	0.000	0.001	-	-				0.000	0.000	0.000	5.00	-	-				0.000	0.000	0.000	5.00	-	-			0.180	
19.000					-	-	0.000	0.000	0.000	0.001	-	-									-	-				0.000	0.000	0.000	6.00	-	-			0.190
20.000					-	-	0.000	0.000	0.000	0.001	-	-									-	-				0.000	0.000	0.000	7.00	-	-			0.200
22.000					-	-	0.000	0.000	0.000	0.001	-	-									-	-				0.000	0.000	0.000	9.00	-	-			0.220
Totals:					0	31						0	20	0	0						0	15						0	15	0	0			
Number of Trades:					0						0						0						0						0					

PIRAEUS FINANCIAL HOLD (CR)

(Contract Size: 100 Securities, Exercise Style: American, Physical Delivery)

Call Options														Put Options																			
February 2024							March 2024							Other Months		February 2024							March 2024							Other Months		Exercise Price	
Open price	Price max	Price min	Last price	Closing price	Volume	Open Interest	Open price	Price max	Price min	Last price	Closing price	Volume	Open Interest	Volume	Open Interest	Open price	Price max	Price min	Last price	Closing price	Volume	Open Interest	Open price	Price max	Price min	Last price	Closing price	Volume	Open Interest	Volume	Open Interest		
1.300					-	-	0.000	0.000	0.000		2.52	-	-			-	-	0.000	0.000	0.000		0.001	-	-								0.013	
1.400					-	-	0.000	0.000	0.000		2.42	-	-			-	-	0.000	0.000	0.000		0.001	-	-								0.014	
1.500					-	-	0.000	0.000	0.000		2.32	-	-			-	-	0.000	0.000	0.000		0.001	-	-								0.015	
1.600					-	-	0.000	0.000	0.000		2.22	-	-			-	-	0.000	0.000	0.000		0.001	-	-								0.016	
1.700					-	-	0.000	0.000	0.000		2.12	-	-			-	-	0.000	0.000	0.000		0.001	-	-								0.017	
1.800					-	-	0.000	0.000	0.000		2.02	-	-			-	-	0.000	0.000	0.000		0.001	-	-								0.018	
1.900					-	-	0.000	0.000	0.000		1.92	-	-			-	-	0.000	0.000	0.000		0.001	-	-								0.019	
2.000	0.000	0.000	0.000		1.82	-	-	0.000	0.000	0.000		1.82	-	-			0.000	0.000	0.000		0.001	-	-			0.000	0.000	0.000		0.001	-	-	0.020
2.200	0.000	0.000	0.000		1.62	-	-	0.000	0.000	0.000		1.62	-	-			0.000	0.000	0.000		0.001	-	-			0.000	0.000	0.000		0.001	-	-	0.022
2.400	0.000	0.000	0.000		1.42	-	-	0.000	0.000	0.000		1.42	-	-			0.000	0.000	0.000		0.001	-	-			0.000	0.000	0.000		0.002	-	-	0.024
2.600	0.000	0.000	0.000		1.22	-	-	0.000	0.000	0.000		1.22	-	-			0.000	0.000	0.000		0.001	-	-			0.000	0.000	0.000		0.001	-	-	0.026
2.800	0.000	0.000	0.000		1.02	-	-	0.000	0.000	0.000		1.02	-	-			0.000	0.000	0.000		0.001	-	-			0.000	0.000	0.000		0.001	-	-	0.028
3.000	0.000	0.000	0.000		0.820	-	-	0.000	0.000	0.000		0.826	-	-			0.000	0.000	0.000		0.002	-	-			0.000	0.000	0.000		0.001	-	-	0.030
3.200	0.000	0.000	0.000		0.621	-	-	0.000	0.000	0.000		0.629	-	-			0.000	0.000	0.000		0.001	-	-			0.000	0.000	0.000		0.004	-	-	0.032
3.400	0.000	0.000	0.000		0.421	-	-	0.000	0.000	0.000		0.443	-	-			0.000	0.000	0.000		0.001	-	-			0.000	0.000	0.000		0.018	-	-	0.034
3.600	0.000	0.000	0.000		0.223	-	-	0.000	0.000	0.000		0.281	-	30			0.000	0.000	0.000		0.002	-	-			0.000	0.000	0.000		0.055	-	-	0.036
3.800	0.000	0.000	0.000		0.065	-	-	0.000	0.000	0.000		0.158	-	-			0.000	0.000	0.000		0.044	-	-			0.000	0.000	0.000		0.132	-	-	0.038
4.000	0.000	0.000	0.000		0.006	-	10	0.000	0.000	0.000		0.077	-	-			0.000	0.000	0.000		0.186	-	-			0.000	0.000	0.000		0.251	-	-	0.040
4.400	0.000	0.000	0.000		0.001	-	-	0.000	0.000	0.000		0.012	-	-			0.000	0.000	0.000		0.580	-	-			0.000	0.000	0.000		0.588	-	-	0.044
4.800	0.000	0.000	0.000		0.001	-	-	0.000	0.000	0.000		0.001	-	-			0.000	0.000	0.000		0.980	-	-			0.000	0.000	0.000		0.980	-	-	0.048
5.200	0.000	0.000	0.000		0.001	-	-	0.000	0.000	0.000		0.001	-	-			0.000	0.000	0.000		1.38	-	-			0.000	0.000	0.000		1.38	-	-	0.052
5.600	0.000	0.000	0.000		0.001	-	-	0.000	0.000	0.000		0.001	-	-			0.000	0.000	0.000		1.78	-	-			0.000	0.000	0.000		1.78	-	-	0.056
6.000	0.000	0.000	0.000		0.001	-	-	0.000	0.000	0.000		0.001	-	-			0.000	0.000	0.000		2.18	-	-			0.000	0.000	0.000		2.18	-	-	0.060
Totals:					0	10						0	30		0	0						0	0										
Number of Trades:					0							0			0							0.00							0		0		

PPC (CR)

(Contract Size: 100 Securities, Exercise Style: American, Physical Delivery)

Call Options														Put Options																					
February 2024							March 2024							Other Months		February 2024							March 2024							Other Months		Exercise Price			
Exercise Price	Open price	Price max	Price min	Last price	Closing price	Volume	Open Interest	Open price	Price max	Price min	Last price	Closing price	Volume	Open Interest	Volume	Open Interest	Open price	Price max	Price min	Last price	Closing price	Volume	Open Interest	Open price	Price max	Price min	Last price	Closing price	Volume	Open Interest	Volume		Open Interest		
5.600						-	-	0.000	0.000	0.000		6.21	-	-			-	-	0.000	0.000	0.000		0.001	-	-			0.000	0.000	0.000		0.001	-	-	0.056
6.000						-	-	0.000	0.000	0.000		5.81	-	-			-	-	0.000	0.000	0.000		0.001	-	-			0.000	0.000	0.000		0.001	-	-	0.060
6.400						-	-	0.000	0.000	0.000		5.41	-	-			-	-	0.000	0.000	0.000		0.001	-	-			0.000	0.000	0.000		0.001	-	-	0.064
6.800						-	-	0.000	0.000	0.000		5.01	-	-			-	-	0.000	0.000	0.000		0.001	-	-			0.000	0.000	0.000		0.001	-	-	0.068
7.200						-	-	0.000	0.000	0.000		4.61	-	-			-	-	0.000	0.000	0.000		0.001	-	-			0.000	0.000	0.000		0.001	-	-	0.072
7.600						-	-	0.000	0.000	0.000		4.21	-	-			-	-	0.000	0.000	0.000		0.001	-	-			0.000	0.000	0.000		0.001	-	-	0.076
8.000	0.000	0.000	0.000		3.80	-	-	0.000	0.000	0.000		3.81	-	-			0.000	0.000	0.000		0.001	-	-			0.000	0.000	0.000		0.001	-	-	0.080		
8.400	0.000	0.000	0.000		3.40	-	-	0.000	0.000	0.000		3.41	-	-			0.000	0.000	0.000		0.001	-	-			0.000	0.000	0.000		0.001	-	-	0.084		
8.800	0.000	0.000	0.000		3.00	-	-	0.000	0.000	0.000		3.02	-	-			0.000	0.000	0.000		0.001	-	-			0.000	0.000	0.000		0.001	-	-	0.088		
9.200	0.000	0.000	0.000		2.60	-	-	0.000	0.000	0.000		2.62	-	-			0.000	0.000	0.000		0.001	-	-			0.000	0.000	0.000		0.001	-	-	0.092		
9.600	0.000	0.000	0.000		2.20	-	-	0.000	0.000	0.000		2.22	-	-			0.000	0.000	0.000		0.001	-	-			0.000	0.000	0.000		0.004	-	-	0.096		
10.000	0.000	0.000	0.000		1.80	-	-	0.000	0.000	0.000		1.83	-	-			0.000	0.000	0.000		0.001	-	15			0.000	0.000	0.000		0.015	-	-	0.100		
11.000	0.000	0.000	0.000		0.806	-	-	0.000	0.000	0.000		0.955	-	-			0.000	0.000	0.000		0.004	-	5			0.000	0.000	0.000		0.136	-	-	0.110		
12.000	0.000	0.000	0.000		0.091	-	30	0.000	0.000	0.000		0.361	-	-			0.000	0.000	0.000		0.289	-	16			0.000	0.000	0.000		0.542	-	-	0.120		
13.000	0.005	0.005	0.005	0.005	0.005	5	25	0.000	0.000	0.000		0.094	-	16			1.01	1.40	1.01	1.35	1.35	45	45			0.000	0.000	0.000		1.28	-	-	0.130		
14.000	0.000	0.000	0.000		0.001	-	-	0.000	0.000	0.000		0.017	-	-			0.000	0.000	0.000		2.20	-	-			0.000	0.000	0.000		2.21	-	-	0.140		
15.000	0.000	0.000	0.000		0.001	-	-	0.000	0.000	0.000		0.002	-	-			0.000	0.000	0.000		3.20	-	-			0.000	0.000	0.000		3.20	-	-	0.150		
16.000	0.000	0.000	0.000		0.001	-	-	0.000	0.000	0.000		0.001	-	-			0.000	0.000	0.000		4.20	-	-			0.000	0.000	0.000		4.20	-	-	0.160		
17.000	0.000	0.000	0.000		0.001	-	-	0.000	0.000	0.000		0.001	-	-			0.000	0.000	0.000		5.20	-	-			0.000	0.000	0.000		5.20	-	-	0.170		
18.000	0.000	0.000	0.000		0.001	-	-	0.000	0.000	0.000		0.001	-	-			0.000	0.000	0.000		6.20	-	-			0.000	0.000	0.000		6.20	-	-	0.180		
Totals:						5	55							0	16	0	0						5	81							0	15	0	0	
Number of Trades:						1								0	0	0							4.00							0		0			

Lending Products	Underlying Title	Open Interest[5]	Multilateral Transactions[1]				Bilateral Transactions[2]		Stock Borrowing through OTC (volume)[3]	
			Volume(Offered)	Average Weighted	Transactions volume	Average Weighted	Transactions Volume	Average Weighted	Transactions Volume	
ADMIEBOR	ADMIE (IPTO) HOLDING S.A. (CR)	---	---	---	---	---	---	---	237,580	
AEGNBOR	AEGEAN AIRLINES (CR)	---	---	---	---	---	---	---	153,709	
AETFBOR	ALPHA ETF FTSE Athex Large Cap	---	---	---	---	1,000	1.00%	---	---	
ALPHABOR	ALPHA SERVICES HOLD (CR)	63,651	---	---	---	---	---	---	57,638,206	
OTOELBOR	AUTOHELLAS SA (CR)	1,500	---	---	---	---	---	---	89,893	
AVAXBOR	AVAX S.A. (CR)	2,000	---	---	---	---	---	---	---	
EEEBOR	CC HBC AG (CR)	1,358	---	---	---	---	---	---	44,377	
CENERBOR	CENERGY HOLDINGS (CB)	---	---	---	---	---	---	---	5,000	
ELLAKTORBOR	ELLAKTOR (CR)	2,681	---	---	---	---	---	---	119,216	
ELHABOR	ELVALHALCOR (CR)	788	---	---	---	---	---	---	64,887	
EUROBBOR	EUROBANK HOLDINGS (CR)	422,964	---	---	---	---	---	---	35,206,245	
EYDAPBOR	EYDAP S.A. (CR)	845	---	---	---	---	---	---	270,068	
FOYRKBOR	FOURLIS (CR)	230	---	---	---	---	---	---	10,875	
GEKTERNABOR	GEK TERNA (CR)	---	---	---	---	---	---	---	6,203,698	
SARBOR	GR. SARANTIS S.A. (CR)	457	---	---	---	---	---	---	79,571	
EXAEBOR	HELLENIC EXCHANGES-A.S.E. (CR)	200	---	---	---	---	---	---	167,047	
ELPEBOR	HELLENIQ ENERGY (CR)	---	---	---	---	---	---	---	259,417	
INTRKBOR	INTRACOM HOLDINGS (CR)	---	---	---	---	---	---	---	---	
INKATBOR	INTRAKAT (CR)	---	---	---	---	---	---	---	---	
BELABOR	JUMBO SA (CR)	---	---	---	---	---	---	---	210,665	
LAMDABOR	LAMDA DEVELOPMENT SA (CR)	400	---	---	---	---	---	---	224,599	
MIGBOR	MIG (CR)	1,992	---	---	---	---	---	---	40,179	
MOHBOR	MOTOR OIL (CR)	20,881	---	---	---	---	---	---	405,666	
MYTILBOR	MYTILINEOS (CR)	761	---	---	---	---	---	---	173,148	
ETEBOR	NATIONAL BANK (CR)	---	---	---	---	---	---	---	14,502,098	
OPAPBOR	OPAP (CR)	3,500	---	---	---	---	---	---	1,612,492	
OPTIMABOR	OPTIMA BANK (CR)	1,900	---	---	---	---	---	---	11,005	
HTOBOR	OTE (CR)	11,750	---	---	---	---	---	---	1,558,131	
PPABOR	P.P.A. S.A. (CR)	1,500	---	---	---	---	---	---	68,311	
TPEIRBOR	PIRAEUS FINANCIAL HOLD (CR)	6,500	---	---	---	---	---	---	897,265	
PPCBOR	PPC (CR)	2,000	---	---	---	---	---	---	1,278,881	

Stock Lending Notes

[1] - Multilateral contracts Lending or Borrowing as per Methods 8-1, 8-2 and 8-3-3 (According to ATHEX BoD Resolution No.17)

[2] - Bilateral Contracts Lending or Borrowing as per Methods 8-3-1 and 8-3-2 (According to ATHEX BoD Resolution No.20)

[3] - The information concerning OTC Stock Borrowing Transactions is based on the statements of the Dematerialised Securities System (DSS) operators involved and refers to volumes that have been registered up until the previous working day.

[4] - Average Price (Volume weighted)

[5] - The Data concerning Open Interest before the start of trading session

Lending Products	Underlying Title	Open Interest[5]	Multilateral Transactions[1]				Bilateral Transactions[2]		Stock Borrowing through OTC (volume)[3]	
			Volume(Offered)	Average Weighted	Transactions volume	Average Weighted	Transactions Volume	Average Weighted	Transactions Volume	
QUALBOR	QUALITY & RELIABILITY SA (CR)	---	---	---	---	---	---	---	---	
QUESTBOR	QUEST HOLDINGS (CR)	391	---	---	---	---	---	---	31,333	
TENERGYBOR	TERNA ENERGY (CR)	---	---	---	---	---	---	---	271,750	
TITCBOR	TITAN CEMENT (CB)	7,400	---	---	---	---	---	---	224,065	
VIOBOR	VIOHALCO SA/NV (CB)	744	---	---	---	---	---	---	---	

Stock Lending Notes

[1] - Multilateral contracts Lending or Borrowing as per Methods 8-1, 8-2 and 8-3-3 (According to ATHEX BoD Resolution No.17)

[2] - Bilateral Contracts Lending or Borrowing as per Methods 8-3-1 and 8-3-2 (According to ATHEX BoD Resolution No.20)

[3] - The information concerning OTC Stock Borrowing Transactions is based on the statements of the Dematerialised Securities System (DSS) operators involved and refers to volumes that have been registered up until the previous working day.

[4] - Average Price (Volume weighted)

[5] - The Data concerning Open Interest before the start of trading session

Sectors codification for listed companies

12003-	ETF	10101010	Computer Services
10101015	Software	10102030	Computer Hardware
15101010	Telecommunications Equipment	15102015	Telecommunications Services
20101010	Health Care Facilities	20101025	Health Care Services
20102010	Medical Equipment	20103015	Pharmaceuticals
30101010	Banks	30202000	Diversified Financial Services
30202010	Asset Managers & Custodians	30202015	Investment Services
30204000	Closed End Investments	30302010	Full Line Insurance
30302015	Insurance Brokers	30302025	Property and Casualty Insurance
35101010	Real Estate Holding and Development	35101015	Real Estate Services
35102000	Diversified REITs	35102030	Office REITs
35102045	Retail REITs.	40201040	Rental & Leasing Services: Consumer
40202010	Home Construction	40202015	Household Furnishings
40202020	Household Appliance	40203040	Electronic Entertainment
40204020	Clothing & Accessories	40301010	Entertainment
40301030	Publishing	40301035	Radio & TV Broadcasters
40401010	Diversified Retailers	40401020	Apparel Retailers
40401025	Home Improvement Retailers	40401030	Specialty Retailers
40501010	Airlines	40501015	Travel & Tourism
40501020	Casinos & Gambling	40501025	Hotels & Motels
45101015	Distillers & Vintners	45101020	Soft Drinks
45102010	Farming Fishing Ranching & Plantations	45102020	Food Products
45103010	Tobacco	45201010	Food Retailers & Wholesalers
45201020	Personal Products	50101010	Construction
50101020	Building Roof/Wallboard and Plumbing	50101030	Cement
50101035	Building Materials: Other	50202010	Electrical Components
50203015	Plastics	50203030	Containers & Packaging
50204000	Machinery: Industrial	50204020	Machinery: Construction & Handling
50205010	Industrial Suppliers	50205020	Back Office Support HR & Consulting
50205030	Forms & Bulk Printing Services	50206015	Commercial Vehicles & Parts
50206030	Marine Transportation	50206060	Transportation Services
55101000	Diversified Materials	55101020	Textile Products
55102000	General Mining	55102010	Iron & Steel
55102015	Metal Fabricating	55102035	Aluminum
60101020	Oil Refining and Marketing	65101010	Alternative Electricity
65101015	Conventional Electricity	65102000	Multi-Utilities
65102030	Water		



ATHEX
Athens Stock Exchange

Λεωφ. Αθηνών 110 104 42 Αθήνα
110, Athinon Ave. GR 104 42 Athens
tel. (+30)210-33.66.800, fax (+30)210-33.66.101
www.athexgroup.gr