

24

Ημερήσιο Δελτίο
Συναλλακτικής Δραστηριότητας

Daily Official List
of Trading Activity

Monday, 12 February, 2024
Year: 145 Trading Day No: 30



ATHEXGROUP
Athens Exchange Group

Disclaimer:

Hellenic Exchanges-Athens Stock Exchange S.A endeavours to ensure that the data and other material ("Information") presented on the Daily Official List are accurate and complete, but it is not liable for any errors or omissions of data or /and for the accuracy, credibility, updating and completeness of the aforesaid information nor it has any liability arising directly or indirectly from the use of the above Information.

The Company is not liable for the accuracy of the data included in listed companies' announcements. Only the sender of such an announcement is fully and solely liable for any infringement of third party's rights from the content of such announcement. All contents of the Daily Official List are provided only for information purposes and do not constitute investment advice or solicitation to invest in securities or other products listed for trading on the Exchange.

You acknowledge and agree that the Company is the owner of any property rights related to any Information appearing on the Daily Official List including intellectual property rights copyright, trademarks, etc.

The above data are a property of the Hellenic Exchanges-Athens Exchange and are copyright protected. Users are forbidden to reproduce, modify, copy, sale, transmit or redistribute, by all reproduction means and methods, part or the whole of the above data, without reference to their source.

The commercial exploitation of these data is, also, forbidden by third parties. Hellenic Exchanges-Athens Exchange does not carry any responsibility, direct or indirect, derived from usage or accidental alteration of the above data when used by third parties.

Hellenic Exchanges – Athens Stock Exchange S.A.

110 Athinon Ave., 10442 Athens, Tel: (210) 33.66.800, Fax: (210) 32.13.938

www.athexgroup.gr

Thessalonica Stock Exchange Center (T.S.E.C)

16-18 Katouni Str., Thessalonica 546 25 Tel: (2310) 567.667, Fax: (2310) 530.545

Athex Members Guarantee Fund

14-16 Fidiou Str., Athens 106 78, Tel: (210) 33.04.682, Fax: (210) 33.04.155

Hellenic Republic Capital Market Commission

1 Kolokotroni Str. & 1 Stadiou Str., Athens 10562 Tel: (210) 33.77.100 Fax: (210) 33.77.173

Table of Contents

Section 1: Statistical Figures of Securities, Derivatives and Lending

Summary of Markets

Athex Indices

Analytic Figures for Athex Market's Boards and Categories

Trading Details by Athex Sectors and Financial Instruments (ETFs)

Top 10 best & worst performing Shares

Derivatives Summary

Section 2: Analytic Figures of Shares Transactions

Analytic Figures of Shares Transactions

Shares' Notes

Section 3: Figures of Securities Transactions

Securities Blocks Details

Shares Rights Details

Stock Borrowing

Forced Sales Details

Forced Sales Registered Shares

Exchange Traded Funds (ETFs) Characteristics

Section 5: Bonds traded in Fixed Income Assets Market

Convertible Corporate Bonds - Regulated Market

Non Convertible Corporate Bonds - Regulated Market

Government Bonds

Treasury Bills & Zero Coupon Government Bonds

Government Bonds Traded with the Open Outcry Method

State Banks Bonds

Section 6: Additional Infos

Athex & ATHEXClear Members List

List of Stocks under Market Making operations

Section 7: Derivatives Market Analytic Figures

Index Futures

Stock Futures

Index Options

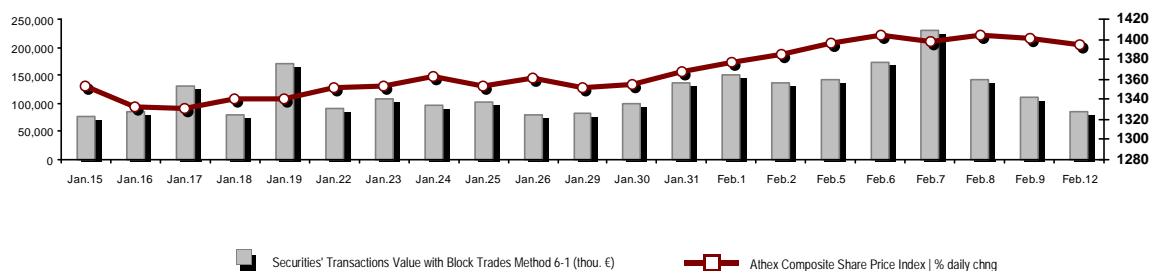
Stock Options

Stock Lending Analytic Figures

Appendix A: Sectors codification for listed companies

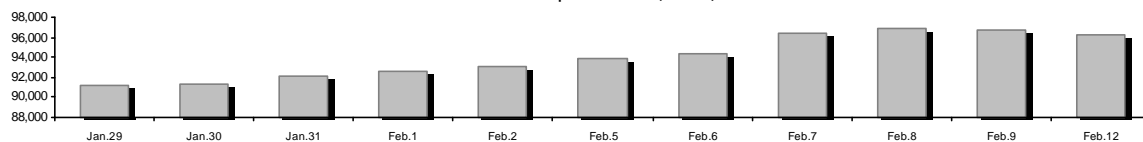
Summary of Markets

Athex Composite Share Price Index vs Shares and Derivatives Transactions Value

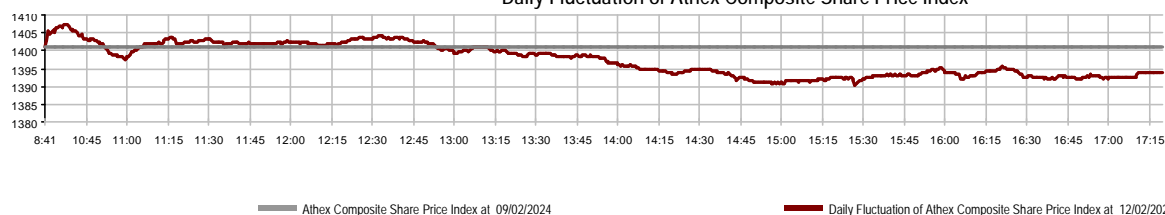


Athex Capitalisation (mill. €) **:	96,248.44	Derivatives Total Open Interest	492,294
Daily change: mill. € %	-421.78 -0.44%	in Index Futures % daily chng	8,442 1.19%
Yearly Avg Capitalisation: mill. € % chng prev year Avg	91,763.91 14.15%	in Stock Futures % daily chng	481,967 0.64%
Athex Composite Share Price Index % daily chng	1,394.08 -0.49%	in Index Options % daily chng	1,160 7.31%
Athex Composite Share Price Index Capitalisation (mill. €)	87,651.32	in Stock Options % daily chng	725 0.00%
Daily change (mill. €)	2,348.24		
Securities' Transactions Value with Block Trades Method 6-1 (t)	84,727.88	Derivatives Contracts Volume:	19,579
Daily change: %	-26,095.56 -23.55%	Daily change: pieces %	4,729 31.85%
YtD Avg Trans. Value: thou. € % chng prev year Avg	110,976.35 1.29%	YtD Avg Derivatives Contracts % chng prev year Avg	24,380 -44.54%
Blocks Transactions Value of Method 6-1 (thou. €)	5,979.51	Derivatives Trades Number:	1,465
Blocks Transactions Value of Method 6-2 & 6-3 (thou. €)	0.00	Daily change: number %	-138 -8.61%
Bonds Transactions Value (thou.€)	2,104.75	YtD Avg Trades number % chng prev year Avg	1,845 -20.84%
Securities' Transactions Volume with Block Trades Method 6-1 (tho)	18,717.23	Lending Total Open Interest	132,929
Daily change: thou. pieces %	-6,864.65 -26.83%	Daily change: pieces %	1,000 0.76%
YtD Avg Volume: % chng prev year Avg	25,842.77 -23.13%	Lending Volume (Multilateral/Bilateral)	26,510
Blocks Transactions Volume of Method 6-1 (thou. Pieces)	1,428.97	Daily change: pieces %	14,510
Blocks Transactions Volume of Method 6-2 & 6-3 (thou. Pieces)	0.00	Multilateral Lending	10,510
Bonds Transactions Volume	2,267,000	Bilateral Lending	16,000
Securities' Trades Number with Block Trades Method 6-1	36,633	Lending Trades Number:	6
Daily change: number %	-4,839 -11.67%	Daily change: %	3
YtD Avg Trades number % chng prev year Avg	39,397 8.76%	Multilateral Lending Trades Number	4
Number of Blocks Method 6-1	12	Bilateral Lending Trades Number	2
Number of Blocks Method 6-2 & 6-3	0		
Number of Bonds Transactions	206		

Athex Capitalisation (mill. €) **



Daily Fluctuation of Athex Composite Share Price Index



Athex Indices

Index name	12/02/2024	09/02/2024	pts.	%	Min	Max	Year min	Year max	Year change
Athex Composite Share Price Index	1,394.08	1,401.01	-6.93	-0.49%	1,390.45	1,407.25	1,293.14	1,412.53	7.81% #
Athex Composite Index Total Return Index	2,541.89	2,554.53	-12.64	-0.49%	2,535.27	2,565.90	2,355.44	2,575.53	7.92% #
Athex ESG Index	1,596.69	1,602.67	-5.98	-0.37%	1,591.66	1,611.00	1,471.77	1,615.71	8.49% #
ATHEX Alternative Market Price Index	12,798.01	12,976.69	-178.68	-1.38%	12,770.43	13,024.80	9,352.11	13,974.15	36.85% #
FTSE/Athex Large Cap	3,395.27	3,408.07	-12.80	-0.38%	3,384.83	3,425.95	3,122.79	3,436.72	8.73% #
FTSE/Athex Mid Cap Index	2,394.26	2,397.39	-3.13	-0.13%	2,386.21	2,407.89	2,212.15	2,416.80	6.37% #
FTSE/ATHEX High Dividend Yield Index	4,113.06	4,122.77	-9.71	-0.24%	4,097.80	4,134.33	3,752.57	4,145.26	9.06% #
FTSE/Athex Market Index	808.76	811.39	-2.63	-0.32%	806.23	815.51	746.82	817.88	8.29% #
FTSE/Athex Banks	1,217.91	1,225.06	-7.15	-0.58%	1,210.67	1,236.22	1,057.67	1,251.92	14.72% #
FTSE/ATHEX TECHNOLOGY & TELECOMMUNICAT	5,254.28	5,264.31	-10.03	-0.19%	5,240.13	5,294.91	4,915.95	5,315.44	3.58% #
FTSE/ATHEX FINANCIAL SERVICES	5,745.52	5,778.37	-32.85	-0.57%	5,711.50	5,830.96	4,996.31	5,899.65	14.58% #
FTSE/ATHEX REAL ESTATE	5,002.60	5,032.31	-29.71	-0.59%	4,987.95	5,047.78	4,900.32	5,120.52	0.85% #
FTSE/ATHEX CONSUMER DISCRETIONARY	5,495.18	5,484.60	10.58	0.19%	5,475.73	5,509.05	4,993.33	5,509.05	9.56% #
FTSE/ATHEX CONSUMER STAPLES	5,372.38	5,344.80	27.58	0.52%	5,329.36	5,381.34	5,069.68	5,475.18	5.58% #
FTSE/ATHEX INDUSTRIALS	5,574.88	5,628.48	-53.60	-0.95%	5,547.06	5,631.51	5,044.08	5,672.55	9.71% #
FTSE/ATHEX BASIC MATERIALS	5,513.92	5,616.48	-102.56	-1.83%	5,513.92	5,643.27	4,869.63	5,876.05	13.23% #
FTSE/ATHEX ENERGY & UTILITIES	5,237.50	5,266.95	-29.45	-0.56%	5,222.11	5,299.13	4,987.63	5,361.67	5.01% #
Athex All Share Index	322.65	324.08	-1.43	-0.44%	322.65	322.65	304.60	325.41	6.84% #
Hellenic Mid & Small Cap Index	2,045.06	2,060.30	-15.24	-0.74%	2,039.51	2,064.44	1,929.00	2,079.37	6.02% #
FTSE/Athex Large Cap Total Return	5,621.80	5,642.99	-21.19	-0.38%			5,201.70	5,675.95	8.80% #
FTSE/Athex Mid Cap Total Return	3,224.40	3,228.62	-4.22	-0.13%			3,005.84	3,232.89	6.37% #
MSCI GREECE REBASED	5,517.62	5,538.17	-20.55	-0.37%	5,495.47	5,573.05	4,984.69	5,583.93	10.69% #
Hellenic Corporate Bond Index	130.19	130.22	-0.03	-0.02%			129.54	130.36	0.43% #
Hellenic Corporate Bond Price Index	90.79	90.82	-0.03	-0.03%			90.52	90.97	0.16% #

Note 1: FTSE/Med 100, Hellenic Corporate Bond Price Index and Hellenic Corporate Bond Index closing prices refer to the previous trading day of 08/02/2024.

Note 2: The Hellenic Mid & Small Cap Index is a Customized index calculated by the Athens Exchange.

Analytic Figures for Athex Market's Boards and Categories

	Total Traded Securities	Main Market	Surveillance	Exchange Traded Funds (ETFs)
Totals	131	121	9	1
Gain / Lose / Same:	37 / 69 / 25	33 / 68 / 20	4 / 0 / 5	0 / 1 / 0
Athex Capitalisation (mill. €) **	96,248.44	96,153.21	95.22	
Daily Average Trans/ons Value(thou.€)	110,976.35	110,644.76	68.54	306.89
Transactions Value	84,727.88	83,571.75	118.29	1,037.85
Main Board:	78,748.38	77,592.24	118.29	1,037.85
Blocks Board 6_2_3:	5,979.51	5,979.51	0.00	0.00
Forced Sales Board:	0.00	0.00	0.00	0.00
Special Terms Board:	0.00	0.00	0.00	0.00
Daily Average Transactions Volume	25,842,769	25,498,154	343,473	9,208
Transactions Volume	18,717,232	18,368,595	318,537	30,100
Main Board:	17,288,258	16,939,621	318,537	30,100
Blocks Board 6_2_3:	1,428,974	1,428,974	0	0
Forced Sales Board:	0	0	0	0
Special Terms Board:	0	0	0	0
Daily Average Number of Trades	39,397	39,226	93	78
Number of Trades	36,633	36,447	107	79
Main Board:	36,621	36,435	107	79
Blocks Board 6_2_3:	12	12	0	0
Forced Sales Board:	0	0	0	0
Special Terms Board:	0	0	0	0

Trading Details by Athex Sectors and Financial Instruments (ETFs)

Code	Sectors	Gain / Lose / Same	Number of Trades	Transactions Volume	Transactions Value	% of Total Trans. Value
3010	- Banks	1 / 5 / 1	9,789	9,119,951	26,982,504.73	31.85%
5510	- Basic Resources	8 / 7 / 2	1,374	501,525	1,320,863.85	1.56%
5010	- Construction & Materials	4 / 8 / 3	3,718	1,887,436	5,545,850.28	6.55%
4020	- Consumer Products & Services	0 / 4 / 2	338	100,999	252,888.86	0.30%
6010	- Energy	1 / 2 / 1	2,045	457,677	4,078,463.90	4.81%
12000	- Financial Instruments	0 / 1 / 0	79	30,100	1,037,846.12	1.22%
3020	- Financial Services	1 / 4 / 0	936	305,442	1,785,161.10	2.11%
4510	- Food Beverage & Tobacco	2 / 2 / 3	313	37,610	661,467.54	0.78%
2010	- Health Care	1 / 2 / 0	215	131,940	129,851.46	0.15%
5020	- Industrial Goods & Services	5 / 10 / 2	6,109	2,475,966	18,680,069.30	22.05%
3030	- Insurance	0 / 0 / 1	20	2,651	13,348.08	0.02%
4030	- Media	0 / 1 / 1	20	15,414	7,808.00	0.01%
4520	- Personal Care, Drug & Grocery Stores	2 / 0 / 0	125	14,260	109,447.31	0.13%
3510	- Real Estate	2 / 6 / 5	975	315,738	1,202,356.13	1.42%
4040	- Retail	2 / 2 / 3	1,156	196,034	2,924,304.05	3.45%
1010	- Technology	4 / 6 / 0	1,653	496,920	1,932,487.41	2.28%
1510	- Telecommunications	0 / 2 / 0	1,120	223,789	2,939,753.52	3.47%
4050	- Travel & Leisure	2 / 3 / 1	2,625	1,297,899	5,595,203.71	6.60%
6510	- Utilities	2 / 4 / 0	4,023	1,105,881	9,528,208.04	11.25%

Top 10 best & worst performing Shares

Main Market

With positive Price change			With negative Price change		
	Closing price	change		Closing price	change
IKTINOS HELLAS SA (CR)	0.589	13.93% #	ELTON SA (CR)	2.06	-6.36% €
MATHIOS REFRACTORY SA (CR)	1.25	7.76% #	UNIBIOS (CR)	1.31	-5.07% €
DOMIKI KRITIS SA (CR)	4.56	2.70% #	CNL CAPITAL (CR)	8	-4.76% €
FLEXOPACK SA (CR)	8.5	2.41% #	CRETE PLASTICS SA (CR)	15.5	-3.73% €
MOTODYNAMICS S.A. (CR)	2.97	2.06% #	ALUMIL (CR)	2.71	-3.56% €
PETROPOULOS PETROS (CR)	10.15	1.70% #	ATHENS INTL AIRPORT (CR)	8.86	-3.38% €
FOURLIS (CR)	4.175	1.58% #	KEKROPS SA (CR)	1.635	-2.97% €
THESSALONIKA WATER & SEWERAGE	3.31	1.22% #	TPA SA (CR)	21.4	-2.73% €
HELLENIQ ENERGY (CR)	7.74	1.18% #	QUALITY & RELIABILITY SA (CR)	0.932	-2.51% €
IDEAL HOLDINGS (CR)	6.45	1.10% #	SPACE HELLAS SA (CR)	7.44	-2.36% €
With the highest Transactions Value			With the highest Transactions Volume		
	Value (thou. €)	change		Volume	change
ATHENS INTL AIRPORT (CR)	16,946.32	-3.38% €	ALPHA SERVICES HOLD (CR)	2,916,246	-1.02% €
PIRAEUS FINANCIAL HOLD (CR)	8,906.97	-1.04% €	EUROBANK HOLDINGS (CR)	2,790,064	-0.34% €
NATIONAL BANK (CR)	7,429.85	-0.28% €	PIRAEUS FINANCIAL HOLD (CR)	2,331,389	-1.04% €
EUROBANK HOLDINGS (CR)	5,314.41	-0.34% €	ATHENS INTL AIRPORT (CR)	1,879,725	-3.38% €
ALPHA SERVICES HOLD (CR)	4,990.50	-1.02% €	NATIONAL BANK (CR)	1,043,897	-0.28% €
PPC (CR)	4,389.90	-0.84% €	INTRALOT (CR)	942,539	-0.48% €
HELLENIQ ENERGY (CR)	3,204.59	1.18% #	IKTINOS HELLAS SA (CR)	844,988	13.93% #
OPAP (CR)	3,086.41	0.85% #	ADMIE (IPTO) HOLDING S.A. (CR)	527,870	-1.90% €
OTE (CR)	2,902.55	-0.23% €	HELLENIQ ENERGY (CR)	415,500	1.18% #
JUMBO SA (CR)	2,502.35	0.00% -	PPC (CR)	370,726	-0.84% €

Note: Stocks that are not included in the "Under Supervision" category, and the transactions value is more than 10,000 €.

Derivatives Summary

	Number of Trades	Volume	Open Interest
Index Futures	260	1,132	8,442
FTSE/Athex Banks	1	5	1,520
FTSE/Athex Large Cap	257	1,107	6,601
MSCI GREECE REBASED	2	20	321
Stock Futures	1,198	18,382	481,967
ADMIE (IPTO) HOLDING S.A. (CR)	39	630	33,466
AEGEAN AIRLINES (CR)	30	173	6,792
ALPHA SERVICES HOLD (CR)	210	6,732	162,950
AUTOHELLAS SA (CR)	4	16	232
AVAX S.A. (CR)	9	22	1,447
CC HBC AG (CR)	4	22	314
CENERGY HOLDINGS (CB)	6	28	5,209
ELLAKTOR (CR)	74	353	3,949
ELVALHALCOR (CR)	30	151	5,517
EUROBANK HOLDINGS (CR)	57	2,908	29,771
EYDAP S.A. (CR)	1	1	4,233
FOURLIS (CR)	2	6	1,549
GEK TERNA (CR)	31	93	11,422
HELLENIC EXCHANGES-A.S.E. (CR)	48	164	10,726
HELLENIQ ENERGY (CR)	43	186	7,625
INTRACOM HOLDINGS (CR)	29	256	10,014
INTRAKAT (CR)	3	3	3,282
JUMBO SA (CR)	2	3	707
LAMDA DEVELOPMENT SA (CR)	6	24	6,826
MIG (CR)	0	0	102
MOTOR OIL (CR)	7	22	496
MYTILINEOS (CR)	27	78	4,281
NATIONAL BANK (CR)	64	568	17,351
OPAP (CR)	5	15	962
OPTIMA BANK (CR)	1	1	96
OTE (CR)	37	139	9,647
P.P.A. S.A. (CR)	0	0	108
PIRAEUS FINANCIAL HOLD (CR)	250	4,848	88,464
PPC (CR)	103	628	30,053
QUEST HOLDINGS (CR)	5	5	186
TERNA ENERGY (CR)	40	147	19,143
TITAN CEMENT (CB)	3	3	230
VIOHALCO SA/NV (CB)	28	157	4,817
Index Options	5	55	1,160
FTSE/Athex Large Cap	5	55	1,160
Stock Options	2	10	725
ALPHA SERVICES HOLD (CR)	0	0	0
NATIONAL BANK (CR)	0	0	290
OPAP (CR)	0	0	167
OTE (CR)	0	0	76
PIRAEUS FINANCIAL HOLD (CR)	0	0	40
PPC (CR)	2	10	152
Total Derivatives Traded	1,465	19,579	492,294

Shares' Notes

Code	Note text
()	- Adjusted dividends.
*	- Last adjusted closing price.
[1]	- Net dividends.
[2]	- The "Date of Last Coupon" for New listings refers to the date company's stocks started to trade in Athex
[3]	- The Company Market Value is referred to the number of outstanding shares
[4]	- Sectors codification can be found in Appendix A
[5]	- The Market Value refers to the total number of shares listed (including their several classes) in the exchange by the company.
[6]	- P/E greater than 100
[7]	- Last view of the Order Book before the end of the trading session
[8]	- All Blocks Methods' Transactions Value are included.
4750	- Transfer to the Under Surveillance Category from 8/4/2011.
4955	- Transfer to the Surveillance Category as from 5/4/2013.
5093	- Transfer to the Surveillance Category as of 8/4/2015.
5141	- Transfer to the Surveillance Category as of 10/05/2017.
5160	- Transfer to the Surveillance Category as of 15/04/2016.
5165	- Transfer to the Surveillance Category as of 15/02/2018.
5193	- Transfer to the Surveillance Category as of 25/10/2018.
5197	- Transfer to the Surveillance Category as of 07/11/2018.
5232	- Transfer to the Under Surveillance Category from 08/04/2011.
5233	- Suspension of trading as of 13/05/2020.
5248	- Transfer to the Surveillance Category as of 06/09/20116.
5253	- Transfer to the Surveillance Category as of 14/5/2021.
5275	- Transfer to the Surveillance Category as of 09/07/2020.
5277	- Suspension of trading as of 02/05/2023.
5278	- Suspension of trading as of 03/05/2023.

Securities Blocks Details

Securities	Block Volume	Price	Block Trade Value	Time of approval	Note
PIRAEUS FINANCIAL HOLD (CR)	239,712	3.86	926,247.17	10:41:48	20
EUROBANK HOLDINGS (CR)	200,000	1.92	384,000.00	11:31:57	20
NATIONAL BANK (CR)	42,000	7.15	300,300.00	12:02:26	20
FOURLIS (CR)	26,000	4.19	108,940.00	13:00:01	20
HELLENIC EXCHANGES-A.S.E. (CR)	65,000	5.83	378,950.00	13:54:28	20
EUROBANK HOLDINGS (CR)	500,000	1.89	946,500.00	14:35:46	20
ATHENS INTL AIRPORT (CR)	13,565	9.02	122,315.61	14:45:32	20
ATHENS INTL AIRPORT (CR)	26,435	8.99	237,677.09	15:29:04	20
OTE (CR)	51,190	13.28	679,803.20	15:32:52	20
ATHENS INTL AIRPORT (CR)	100,000	8.97	897,000.00	15:59:35	20
NATIONAL BANK (CR)	86,072	7.15	615,414.80	16:58:36	20
INTRAKAT (CR)	79,000	4.84	382,360.00	17:12:13	20

Blocks Notes

9 - Method 6-1 / Special Fees

10 - Method 6-1 / Special Fees, SDS

14 - Method 6-3 / Settlement, Incomplete Buy and Sell

18 - Method 6-2 / SPOT 1

19 - Method 6-2 / SPOT 2

20 - Method 6-1 and Method 6-1 Same Day Settlement

21 - Other Pre-agreed

Shares Rights Details

Occured date	Exercise from	Exercise until	Trading until	Rights	Price min	Price max	Closing price	Last Bid	Last Ask	Volume	Trades	Transactions Value
--------------	---------------	----------------	---------------	--------	-----------	-----------	---------------	----------	----------	--------	--------	--------------------

No Rights Transactions.

Forced Sales Details

Securities	Category of Security	Transactions Volume	Number of Trades	Transactions Value	Note
------------	----------------------	------------------------	---------------------	-----------------------	------

No Forced Transactions.

Forced Sales Notes

- 1 - Compulsory Public Forced Sales
- 2 - Forced Sales of Fixed Registered Shares
- 3 - Forced Sales of Remaining Fractional Shares

Exchange Traded Funds (ETFs) Characteristics

	Transactions Date (T)	Creation / Redemption	Units (T-1)	New Units (T-1)	Redemption Units (T-1)	Units (T) [1]	Fund Assets [2]	Net Unit Price	Dividend per Unit	Dividend Date
ALPHA ETF FTSE Athex Large Cap	12/02/2024	5,000	924,675	---	---	924,675	31,790,310.00	34.3800	0.62	03/07/2023

ETFs Notes

[1] - Units (T) = Units (T-1) + New Units (T-1) - Redemption Units (T-1)

[2] - The Creation / Redemption Units of T-1 are included.

Non Convertible Corporate Bonds - Regulated Market

Num Listed Bonds	Nominal price	Issue price	Today's Rate	Exp. Date	Duration (years)	Note	Coupon		Trading Unit	Corporate Bonds	Accrued Int.	Yield.T.Mat	Price min	Price max	Closing price	Previous closing price/date	Volume	Transactions Value	Last order		ear min	Year max		
							Common	Preferred											Price	Buy / Sell			Date	
230,000	1,000.00	1,000.00	4.70	12/07/2029	7	---	4	---	1	LAMDA DEVELOPMENT S.A. (Non convertible)	4.3083	4.3690	100.0000	100.0000	100.0000	99.9580	09/02/2024	19,000	19,081.86	99.9500	B	12/02/2024	98.3500	101.2000
320,000	1,000.00	1,000.00	3.40	21/07/2027	7	---	8	---	1	LAMDA DEVELOPMENT S.A. (Non Convertible)	2.1722	4.6440	94.5000	94.8000	94.5562	94.8770	09/02/2024	105,000	99,512.08	94.1100	B	12/02/2024	92.0000	96.6083
200,000	1,000.00	1,000.00	2.10	27/10/2027	7	---	7	---	1	O.P.A.P. S.A. (Non Convertible)	6.4167	3.8190	92.5000	94.1002	93.4700	94.5000	09/02/2024	108,000	100,693.80	92.9000	B	12/02/2024	90.5800	94.5034
200,000	1,000.00	1,000.00	1.90	23/03/2028	7	---	6	---	1	MOTOR OIL CORINTH REFINERIES SA (Non Convertible)	7.4944	3.9140	92.0000	92.3000	92.0001	92.0000	09/02/2024	134,000	124,444.27	92.0000	B	12/02/2024	91.2000	92.4499
100,000	1,000.00	1,000.00	2.70	25/05/2026	5	---	6	---	1	COSTAMARE PARTICIPATIONS PLC (Non Convertible)	5.9250	4.8120	94.5100	95.2000	94.8557	96.3610	09/02/2024	23,000	21,953.08	94.9000	B	12/02/2024	92.6789	97.0000
300,000	1,000.00	1,000.00	2.30	20/07/2028	7	---	6	---	1	PRODEA REIC S.A.(Non Convertible)	1.4694	4.5300	89.7500	90.7500	90.6500	90.8000	09/02/2024	359,000	325,691.23	89.1211	B	12/02/2024	86.1234	92.3500
150,000	1,000.00	1,000.00	2.65	22/10/2026	5	---	5	---	1	CPLP SHIPPING HOLDINGS PLC (Non Convertible)	8.3917	4.8170	94.0500	94.0500	94.0500	94.1000	09/02/2024	1,000	948.89	94.0500	B	12/02/2024	93.5000	95.0000
250,000	1,000.00	1,000.00	2.45	16/11/2028	7	---	5	---	1	ELVALHALCOR S.A. (Non Convertible)	6.1250	4.5170	90.5200	91.4307	90.8062	90.5000	09/02/2024	242,000	221,233.17	90.5300	B	12/02/2024	88.4206	93.3000
120,000	1,000.00	1,000.00	2.65	06/12/2028	7	---	5	---	1	NOVAL PROPERTY REIC (Non Convertible)	5.1528	4.6770	90.6000	90.8500	90.8446	90.8000	09/02/2024	323,000	295,092.35	90.6000	B	12/02/2024	88.5000	93.1999
500,000	1,000.00	1,000.00	2.75	03/07/2027	7	---	8	---	1	GEK TERNA S.A. (Non Convertible)	3.2083	4.8090	92.4000	92.9000	92.5000	92.5440	09/02/2024	100,000	92,919.84	92.5000	B	12/02/2024	91.6000	93.7000
100,000	1,000.00	1,000.00	2.95	11/02/2027	5	---	5	---	1	SAFE BULKERS PARTICIPATIONS PLC (Non Convertible)	0.1639	4.7350	93.5000	94.5000	94.5000	95.5600	09/02/2024	46,000	43,154.70	94.0500	B	12/02/2024	93.3364	97.0000
175,000	1,000.00	1,000.00	3.40	26/07/2024	5	---	10	---	1	ATTICA HOLDINGS S.A. (Non Convertible)	1.7944	4.8670	99.0000	99.0000	99.0000	99.1450	09/02/2024	27,000	26,778.45	98.6000	B	12/02/2024	98.5000	99.3400
100,000	1,000.00	1,000.00	4.40	26/07/2029	7	---	4	---	1	CPLP SHIPPING HOLDINGS PLC (Non Convertible)	2.3222	4.3250	99.0000	99.0000	99.0000	97.6590	09/02/2024	2,000	1,984.64	97.9100	B	12/02/2024	96.2000	100.2438
200,000	1,000.00	1,000.00	3.60	12/03/2026	7	---	10	---	1	AEGEAN AIRLINES S.A. (Non Convertible)	15.5000	3.7010	98.5000	98.5100	98.5005	98.5000	09/02/2024	105,000	105,053.00	98.5000	B	12/02/2024	96.7110	99.3000
150,000	1,000.00	1,000.00	2.60	22/10/2026	7	---	9	---	1	TERNA ENERGY FINANCE S.A. (Non Convertible)	8.2333	4.2430	93.3101	94.8000	94.8000	94.5000	09/02/2024	119,000	112,812.92	94.5000	B	12/02/2024	92.8293	95.5999
100,000	1,000.00	1,000.00	2.80	25/01/2027	5	---	5	---	1	PREMIA S.A. (Non Convertible)	1.5556	5.1800	93.0202	93.9899	93.0480	93.0330	09/02/2024	35,000	32,621.24	93.0203	B	12/02/2024	90.9974	94.9989
500,000	1,000.00	1,000.00	4.00	10/07/2030	7	---	2	---	1	MYTILINEOS S.A. (Non Convertible)	3.8889	3.9370	99.5000	100.0000	99.8323	100.0260	09/02/2024	96,000	96,212.32	99.8000	B	12/02/2024	98.7000	100.6000
100,000	1,000.00	1,000.00	5.50	15/12/2028	5	---	1	---	1	IDEAL HOLDINGS S.A. (Non Convertible)	9.3194	4.7060	103.0000	103.0000	103.0000	103.0000	09/02/2024	5,000	5,196.60	102.8000	B	12/02/2024	100.6502	103.2500

Corporate Bonds Notes

Transactions Volume = (Pieces) * (Nominal Price). Transactions Value = (Pieces) * (Nominal Price) * (price %) + (Accrued interest).

The price of a Bond is stated as a percentage (%) of Bond's Nominal Price.

Nominal Price in Euros (€), except if it is noted differently.

Non Convertible Corporate Bonds - Regulated Market

Num Listed Bonds	Nominal price	Issue price	Today's Rate	Exp. Date	Duration (years)	Note	Coupon		Trading Unit	Corporate Bonds	Accrued Int.	Yield.T.Mat	Price min	Price max	Closing price	Previous closing price/date	Volume	Transactions Value	Last order		ear min	Year max		
							Common	Preferred											Price	Buy / Sell			Date	
200,000	1,000.00	1,000.00	4.25	23/01/2029	5	---	1	---	1	AUTOHELLAS S.A. (Non Convertible)	2.5972	4.3620	99.4500	99.5000	99.4974	99.1300	09/02/2024	71,000	70,826.60	99.4000	B	12/02/2024	97.5000	101.0000
120,000	1,000.00	1,000.00	3.95	04/04/2025	7	---	12	---	1	GEK TERNA S.A. (Non Convertible)	14.5931	3.6730	99.3500	99.3500	99.3500	99.3500	09/02/2024	3,000	3,024.28	99.0000	B	12/02/2024	98.7050	99.7800
300,000	1,000.00	1,000.00	2.30	14/12/2028	7	---	5	---	1	GEK TERNA S.A. (Non Convertible)	3.9611	5.3720	86.8000	87.8499	87.0164	87.4550	09/02/2024	344,000	305,509.83	86.9000	B	12/02/2024	85.0000	89.9890

Corporate Bonds Notes

Transactions Volume = (Pieces) * (Nominal Price). Transactions Value = (Pieces) * (Nominal Price) * (price %) + (Accrued interest).

The price of a Bond is stated as a percentage (%) of Bond's Nominal Price.

Nominal Price in Euros (€), except if it is noted differently.

Government Bonds

Number Listed Bonds	Nominal price	Today's Rate	Accrued Interest Calc	Exp. Date [1]	Duration (years)	Note	Coupons Date	Curr. coupon value	Trading Unit	Government Bonds	Price min	Price max	Closing price	Previous closing price/date	Volume	Transactions Value	Price	Last order Buy / Sell	Date
4,500,000	1,000.00	1.88	Actual/Actual	04/02/2035	15	---	04/02	1.88	1	GGB-FXD-040235-15Y-1.875-1.000	---	---	---	---	---	---	---	---	---
1,805,793	1,000.00	3.45	Actual/Actual	02/04/2024	5	---	02/04	3.45	1	GGB-FXD-020424-05Y-3.450-1.000	---	---	---	---	---	---	---	---	---
6,000,000	1,000.00	0.75	Actual/Actual	18/06/2031	10	---	18/06	0.75	1	GGB-FXD-180631-10Y-0.750-1.000	---	---	---	---	---	---	---	---	---
3,150,000	1,000.00	3.88	Actual/Actual	15/06/2028	5	---	15/06	3.88	1	GGB-FXD-150628-05Y-3.875-1.000	---	---	---	---	---	---	---	---	---
5,962,747,327	1.00	3.75	Actual/Actual	30/01/2028	10	---	/02 - 01/02 - 31/	3.75	1	GGB-FXD-300128-10Y-3.750-1.00	---	---	---	85.4610 13/07/2018	---	---	1.0000	B	28/11/2018
7,067,309,386	1.00	3.90	Actual/Actual	30/01/2033	15	---	/02 - 01/02 - 31/	3.90	1	GGB-FXD-300133-15Y-3.900-1.00	---	---	---	78.6730 13/07/2018	---	---	1.0000	B	28/11/2018
5,622,848,349	1.00	4.00	Actual/Actual	30/01/2037	19	---	/02 - 01/02 - 31/	4.00	1	GGB-FXD-300137-19Y-4.000-1.00	---	---	---	77.0370 13/07/2018	---	---	1.0000	B	28/11/2018
5,476,770,669	1.00	4.20	Actual/Actual	30/01/2042	24	---	/02 - 01/02 - 31/	4.20	1	GGB-FXD-300142-24Y-4.200-1.00	---	---	---	77.7640 13/07/2018	---	---	1.0000	B	28/11/2018
4,000,000	1,000.00	3.38	Actual/Actual	15/06/2034	10	---	15/06	3.38	1	GGB-FXD-150634-10Y-3.375-1.000	---	---	---	---	---	---	---	---	---
48,794,718	1.00	4.30	Actual/Actual	24/02/2024	12	---	24/02	4.30	1	GGB-FXD-240224-12Y-2.000-1.00	---	---	---	10.0000 22/06/2015	---	---	---	---	---
40,248,141	1.00	4.30	Actual/Actual	24/02/2025	13	---	24/02	4.30	1	GGB-FXD-240225-13Y-2.000-1.00	---	---	---	10.0000 22/06/2015	---	---	---	---	---
59,586,043	1.00	4.30	Actual/Actual	24/02/2026	14	---	24/02	4.30	1	GGB-FXD-240226-14Y-2.000-1.00	---	---	---	10.0000 22/06/2015	---	---	---	---	---
41,118,344	1.00	4.30	Actual/Actual	24/02/2027	15	---	24/02	4.30	1	GGB-FXD-240227-15Y-2.000-1.00	---	---	---	10.0000 22/06/2015	---	---	---	---	---
45,137,734	1.00	4.30	Actual/Actual	24/02/2028	16	---	24/02	4.30	1	GGB-FXD-240228-16Y-2.000-1.00	---	---	---	10.0000 22/06/2015	---	---	---	---	---
61,768,888	1.00	4.30	Actual/Actual	24/02/2029	17	---	24/02	4.30	1	GGB-FXD-240229-17Y-2.000-1.00	---	---	---	10.0000 22/06/2015	---	---	---	---	---
54,567,744	1.00	4.30	Actual/Actual	24/02/2030	18	---	24/02	4.30	1	GGB-FXD-240230-18Y-2.000-1.00	---	---	---	10.0000 22/06/2015	---	---	---	---	---
37,541,515	1.00	4.30	Actual/Actual	24/02/2031	19	---	24/02	4.30	1	GGB-FXD-240231-19Y-2.000-1.00	---	---	---	10.0000 22/06/2015	---	---	---	---	---
37,558,317	1.00	4.30	Actual/Actual	24/02/2032	20	---	24/02	4.30	1	GGB-FXD-240232-20Y-2.000-1.00	---	---	---	10.0000 22/06/2015	---	---	---	---	---
37,473,732	1.00	4.30	Actual/Actual	24/02/2033	21	---	24/02	4.30	1	GGB-FXD-240233-21Y-2.000-1.00	---	---	---	10.0000 22/06/2015	---	---	---	---	---
33,888,293	1.00	4.30	Actual/Actual	24/02/2034	22	---	24/02	4.30	1	GGB-FXD-240234-22Y-2.000-1.00	---	---	---	10.0000 22/06/2015	---	---	---	---	---
35,177,800	1.00	4.30	Actual/Actual	24/02/2035	23	---	24/02	4.30	1	GGB-FXD-240235-23Y-2.000-1.00	---	---	---	10.0000 22/06/2015	---	---	---	---	---
35,547,268	1.00	4.30	Actual/Actual	24/02/2036	24	---	24/02	4.30	1	GGB-FXD-240236-24Y-2.000-1.00	---	---	---	10.0000 22/06/2015	---	---	---	---	---
40,246,306	1.00	4.30	Actual/Actual	24/02/2037	25	---	24/02	4.30	1	GGB-FXD-240237-25Y-2.000-1.00	---	---	---	10.0000 22/06/2015	---	---	---	---	---
37,643,952	1.00	4.30	Actual/Actual	24/02/2038	26	---	24/02	4.30	1	GGB-FXD-240238-26Y-2.000-1.00	---	---	---	10.0000 22/06/2015	---	---	---	---	---
36,977,100	1.00	4.30	Actual/Actual	24/02/2039	27	---	24/02	4.30	1	GGB-FXD-240239-27Y-2.000-1.00	---	---	---	10.0000 22/06/2015	---	---	---	---	---
41,615,000	1.00	4.30	Actual/Actual	24/02/2040	28	---	24/02	4.30	1	GGB-FXD-240240-28Y-2.000-1.00	---	---	---	10.0000 22/06/2015	---	---	---	---	---
42,227,208	1.00	4.30	Actual/Actual	24/02/2041	29	---	24/02	4.30	1	GGB-FXD-240241-29Y-2.000-1.00	---	---	---	10.0000 22/06/2015	---	---	---	---	---
68,288,487	1.00	4.30	Actual/Actual	24/02/2042	30	---	24/02	4.30	1	GGB-FXD-240242-30Y-2.000-1.00	---	---	---	10.0000 22/06/2015	---	---	---	---	---
4,000,000	1,000.00	3.88	Actual/Actual	12/03/2029	10	---	12/03	3.88	1	GGB-FXD-120329-10Y-3.875-1.000	---	---	---	---	---	---	100.0000	B	15/10/2019
4,500,000	1,000.00	0.00	Actual/Actual	12/02/2026	5	---	12/02	0.00	1	GGB-FXD-120226-05Y-0.000-1.000	---	---	---	---	---	---	---	---	---
2,209,163	1,000.00	3.38	Actual/Actual	15/02/2025	7	---	15/02	3.38	1	GGB-FXD-150225-07Y-3.375-1.000	---	---	---	---	---	---	---	---	---
964,000	1,000.00	3.25	Actual/Actual	20/03/2025	6	---	20/03	3.25	1	GGB-FXD-200325-06Y-3.250-1.000	---	---	---	---	---	---	---	---	---
2,100,000	1,000.00	3.55	Actual/Actual	20/03/2026	7	---	20/03	3.55	1	GGB-FXD-200326-07Y-3.550-1.000	---	---	---	---	---	---	---	---	---
5,500,000	1,000.00	1.50	Actual/Actual	18/06/2030	10	---	18/06	1.50	1	GGB-FXD-180630-10Y-1.500-1.000	---	---	---	---	---	---	---	---	---

Government Bonds Notes

Transactions Volume = (Pieces) * (Nominal Price). Transactions Value = (Pieces) * (Nominal Price) * (price %) + (Accrued interest).

The Value of current coupon for the issues with NV 0.01 euro refers to NV 100 euros

FLR: Floating Interest Rate.

[1] - The Expiration Date of the interest bearing period and the Date for coupon payment.

Government Bonds

Number Listed Bonds	Nominal price	Today's Rate	Accrued Interest Calc	Exp. Date [1]	Duration (years)	Note	Coupons Date	Curr. coupon value	Trading Unit	Government Bonds	Price min	Price max	Closing price	Previous closing price/date	Volume	Transactions Value	Price	Last order Buy / Sell	Date
3,500,000	1,000.00	4.38	Actual/Actual	18/07/2038	15	---	18/07	4.38	1	GGB-FXD-180738-15Y-4.375-1.000	---	---	---	---	---	---	---	---	---
40,000	1,000.00	4.67	FLR Actual/360	18/09/2024	1	---	18/09 - 19/03	---	1	GGB-FLT-180924-01Y-4.670-1.000	---	---	---	---	---	---	---	---	---
5,364,250	1,000.00	3.25	Actual/Actual	20/03/2050	30	---	20/03	3.25	1	GGB-FXD-200350-30Y-3.250-1.000	---	---	---	---	---	---	---	---	---
3,924,361	1,000.00	2.00	Actual/Actual	22/04/2027	7	---	22/04	2.00	1	GGB-FXD-220427-07Y-2.000-1.000	---	---	---	---	---	---	99.9000	B	22/04/2020
2,500,000	1,000.00	1.88	Actual/Actual	23/07/2026	7	---	23/07	1.88	1	GGB-FXD-230726-07Y-1.875-1.000	---	---	---	---	---	---	---	---	---
4,700,000	1,000.00	4.25	Actual/Actual	15/06/2033	10	---	15/06	4.25	1	GGB-FXD-150633-10Y-4.250-1.000	---	---	---	---	---	---	---	---	---
3,500,000	1,000.00	1.88	Actual/Actual	24/01/2052	30	---	24/01	1.88	1	GGB-FXD-240152-30Y-1.875-1.000	---	---	---	---	---	---	---	---	---
3,700,000	1,000.00	1.75	Actual/Actual	18/06/2032	10	---	18/06	1.75	1	GGB-FXD-180632-10Y-1.750-1.000	---	---	---	---	---	---	---	---	---
2,200,000	1,000.00	1.13	FLR Actual/360	15/12/2027	5	---	- 15/12 - 15/03 -	---	1	GGB-FLT-151227-05Y-1.130-1.000	---	---	---	---	---	---	102.1600	B	30/12/2022

Government Bonds Notes

Transactions Volume = (Pieces) * (Nominal Price). Transactions Value = (Pieces) * (Nominal Price) * (price %) + (Accrued interest).

The Value of current coupon for the issues with NV 0.01 euro refers to NV 100 euros

FLR: Floating Interest Rate.

[1] - The Expiration Date of the interest bearing period and the Date for coupon payment.

Treasury Bills & Zero Coupon Government Bonds

Issue Date	13-Week Maturity									26-Week Maturity									52-Week Maturity								
	Exp. Date	Initial Rate	Num Listed Bonds	Nominal price	Issue price	Last Trade Price	Last Trade Date	Volume Traded	Note	Exp. Date	Initial Rate	Num Listed Bonds	Nominal price	Issue price	Last Trade Price	Last Trade Date	Volume Traded	Note	Exp. Date	Initial Rate	Num Listed Bonds	Nominal price	Issue price	Last Trade Price	Last Trade Date	Volume Traded	Note
10/03/2023	---	---	---	---	---	---	---	---	---	---	---	---	---	---	---	---	---	---	08/03/2024	3.75	1,000,000	1,000.00	963.46	---	---	---	---
09/06/2023	---	---	---	---	---	---	---	---	---	---	---	---	---	---	---	---	---	---	07/06/2024	3.84	1,600,000	1,000.00	962.60	---	---	---	---
08/09/2023	---	---	---	---	---	---	---	---	---	---	---	---	---	---	---	---	---	---	06/09/2024	3.81	812,500	1,000.00	962.90	---	---	---	---
08/12/2023	---	---	---	---	---	---	---	---	---	---	---	---	---	---	---	---	---	---	06/12/2024	3.70	600,000	1,000.00	963.90	---	---	---	---

Bonds in Circulation	Currency / Min nominal traded Value	Coupons Payment Date	Current Coupon Value	Note	Coupon	Trading Unit	Issue Date	Duration (years)	Today's Interest	A.I.C in days	Bonds	Last price of previous days		Last Outcry in Cash (euro)		Trades in Pieces	Life min	Life Max	
												Price	Buy / Sell	Price	Buy / Sell				
Corporate Bonds in Foreign Currency and Euro																			
103,746	GBP / 10	01/12	0.25	---	65	1	01/12/1930	98	2.5	360	National Mortgage Bank	2.27	05/02/1996	2.27	S	05/02/1996	---	2.27	2.27
0	GBP / 10	01/12	0.25	---	67	1	01/12/1928	100	2.5	360	National Mortgage Bank	---	---	---	---	---	---	---	---

Government Bonds Notes

A.I.C: Accrued Interest Calculation base.

FLR: Floating Interest Rate.

The minimum tradeable Nominal Value for all Demeterialised Government Titles is 100 Euros.

(μφρ-0)

Athex & ATHEXClear Members List

Member Name				Stock Market			Derivatives Market		ATHEXClear Member	
	Address	Phone	Fax	Market Member	Remote Member	Market Maker	Proprietary	Market Maker	General Clearing	Direct Clearing
A. SARRIS SECURITIES S.A.				a						
6, ΔΡΑΓΑΤΣΑΝΙΟΥ 6 ΑΘΗΝΑ	2103367700									
AEONIC SECURITIES C.I.F. P.L.C.				a						
, ΛΑΪΟΥ 6, ΓΡ. 301B, ANNA COURT	35725337600									
ALPHA BANK S.A.									a	
, ΣΤΑΔΙΟΥ 40 ΑΘΗΝΑ	2103260000									
ALPHA FINANCE INVESTMENT SERVICES SINGLE MEMBER SA				a		a	a	a		a
5, ΠΑΝΕΠΙΣΤΗΜΙΟΥ 45 ΑΘΗΝΑ	2103677400									
ARGUS STOCKBROKERS LTD				a	a		a			
25, 25 ΛΕΩΦΟΡΟΣ ΔΗΜΟΣΘΕΝΗ ΣΕΒΕΡΗ	0035722717000									
ATLANTIC SECURITIES LTD				a	a					
37, ΠΡΟΔΡΟΜΟΥ 37	0035722445400									
AXON SECURITIES S.A.				a			a			
48, ΣΤΑΔΙΟΥ 48 ΑΘΗΝΑ	2103363800									
BETA SECURITIES S.A.				a		a	a			a
29, Λ. ΑΛΕΞΑΝΔΡΑΣ 29 ΑΘΗΝΑ	210 6478900									
BNP PARIBAS S.A.									a	
, ΛΑΜΨΑΚΟΥ 2 ΑΘΗΝΑ	2107468525									
BOFA SECURITIES EUROPE SA				a	a					
, 51 RUE LA BOÉTIE	+33 153655555									
CAPITAL SECURITIES S.A.				a			a			
58, ΜΗΤΡΟΠΟΛΕΩΣ 58 ΑΘΗΝΑ	2103369700									
CITIGROUP GLOBAL MARKETS EUROPE AG				a	a					
16, REUTERWEG 16	+49 691366-0									
CITIGROUP GLOBAL MARKETS LIMITED				a						
1, 33 CANADA SQUARE -CANARY WHARF	+44 02079864000									
CREDIT SUISSE BANK (EUROPE), S.A.				a	a					
, CALLE AYALA 42, 3A PLANTA-B MADRID	+34917916000									
CREDIT SUISSE SECURITIES (EUROPE) LIMITED				a						
1, ONE CABOT SQUARE LONDON	+44 2078888888									
CYCLOS SECURITIES S.A.				a			a			
39, ΧΑΡΙΛΑΟΥ ΤΡΙΚΟΥΠΗ 6-8-10 ΑΘΗΝΑ	2103364300									
DEUTSCHE BANK S.A.					a					
1, GREAT WINCHESTER STREET LONDON	+44 20 754 54209	00441133361437								
EUROBANK EQUITIES INVESTMENT FIRM SINGLE MEMBER SA				a		a	a	a		a
, ΦΙΛΕΛΛΗΝΩΝ 10 & ΞΕΝΟΦΩΝΤΟΣ 13 ΑΘΗΝΑ	2103720425									
EUROBANK S.A.									a	
, ΟΘΩΝΟΣ 8 ΑΘΗΝΑ	2144043907									
EUROCORP INVESTMENT SERVICES S.A.				a			a			a
14, ΠΛ.ΦΙΛΙΚΗΣ ΕΤΑΙΡΕΙΑΣ 14 ΑΘΗΝΑ	2107263600									
EUOTRUST INVESTMENT FIRM SA				a						
113, ΣΕΒΑΣΤΟΥΠΟΛΕΩΣ 113 ΑΘΗΝΑ	2103363100									
EUROXX SECURITIES S.A.				a		a	a	a		a
7, ΠΑΛΕΟΛΟΓΟΥ ΧΑΛΑΝΔΡΙ	+30 2106879400	210-6879401								
7, ΠΑΛΑΙΟΛΟΓΟΥ ΧΑΛΑΝΔΡΙ	(210)-6879400	(210)-6879401								
FREEDOM FINANCE EUROPE LTD				a	a					
, ΧΡΙΣΤΑΚΗ ΚΡΑΝΟΥ 20	035725257786									
G. A. PERVANAS SECURITIES- INVESTMENT SERVICES S.A.				a						
7-9, ΣΟΦΟΚΛΕΟΥΣ 7-9 ΑΘΗΝΑ	2103727200									
GLOBAL CAPITAL SECURITIES & FINANCIAL SERVICES LTD				a	a					
50, ΛΑΡΧΙΕΠΙΣΚΟΠΟΥ ΜΑΚΑΡΙΟΥ Γ50	0035722710710									
GREENPOST TRADING EUROPE LTD				a	a	a				
, ΚΙΜΩΝΟΣ 3, ACROPOLIS MANSIONS, 2ND FLOOR, FLAT/OFFICE 202	035722521389									
HELLENIC AMERICAN SECURITIES S.A.				a		a	a			a
27, ΑΝΔΡΕΑ ΠΑΠΑΝΔΡΕΟΥ 27 ΜΑΡΟΥΣΙ	2103311100									
HELLENIC BANK (INVESTMENTS) LTD					a					
, ΑΥΞ.ΚΥΡΙΑΚΟΥ ΜΑΤΣΙ 31 - PO BOX 24747 NICOSIA	+357 22500100	357 22500110								
HSBC CONTINENTAL EUROPE									a	
109-111, Λ.ΜΕΣΟΓΕΙΩΝ 109-111	2106960000									
INDEX SECURITIES S.A.				a						
6, ΔΡΑΓΑΤΣΑΝΙΟΥ 6 ΑΘΗΝΑ	2103213920									
J. CHR. MAVRIKIS SECURITIES S.A.				a						
5, ΣΟΦΟΚΛΕΟΥΣ 5 ΑΘΗΝΑ	2103216730									

Athex & ATHEXClear Members List

Member Name				Stock Market			Derivatives Market		ATHEXClear Member	
	Address	Phone	Fax	Market Member	Remote Member	Market Maker	Proprietary	Market Maker	General Clearing	Direct Clearing
KAPPA SECURITIES S.A.				a			a			
15, ΒΑΛΑΩΡΙΤΟΥ 15 ΑΘΗΝΑ	2103678600									
KARAMANOF SECURITIES & INVESTMENT SERVICES S.A.				a						
2, ΠΛ.ΑΓ.ΘΕΟΔΩΡΩΝ 2 ΑΘΗΝΑ	2103212947									
LAIKI FINANCIAL SERVICES LTD					a					
26, AVE. VYRONOS NICOSIA	357 22367367	357 22718567								
LEON DEPOLAS SECURITIES S.A.				a		a	a			
1, ΧΡΗΣΤΟΥ ΛΑΔΑ 1 ΑΘΗΝΑ	2103213276 -28									
MEGA EQUITY SECURITIES & FINANCIAL SERVICES PUBLIC LTD				a	a		a			
42-44, ΛΕΩΦ.ΓΡΙΒΑ ΔΙΓΕΝΗ 42-44	0035722711711									
MERIT SECURITIES S.A				a		a	a			a
5, ΣΟΦΟΚΛΕΟΥΣ 5 ΑΘΗΝΑ	21 4100 8800									
MERRILL LYNCH INTERNATIONAL				a						
2, 2 KING EDWARD STREET LONDON	+44 20276281000									
N. CHRYSOCHOIDIS SECURITIES S.A.				a			a			a
7-9, ΣΟΦΟΚΛΕΟΥΣ 7-9 ΑΘΗΝΑ	2103213913									
NATIONAL BANK OF GREECE S.A.				a		a	a		a	
86, ΑΙΟΛΟΥ ΣΤΡ. ΑΘΗΝΑ	(210)-3341000	(210)-3228187								
68, ΑΚΑΔΙΜΙΑΣ ΣΤΡ. ΑΘΗΝΑ	(210)-3328817	(210)-3328678								
NATIONAL SECURITIES SINGLE MEMBER SA				a		a	a	a		
66, ΛΕΩΦΟΡΟΣ ΑΘΗΝΩΝ 128-132 & ΙΦΙΓΕΝΙΑΣ ΑΘΗΝΑ	2103328784									
NUNTIUS BROKERAGE AND INVESTMENT SERVICES S.A				a						
6, ΔΡΑΓΑΤΣΑΝΙΟΥ 6 ΑΘΗΝΑ	2103350599									
ONE PLUS CAPITAL LIMITED				a	a					
, 75 PRODROMOU AVENUE NICOSIA 1307	35722873760									
OPTIMA BANK S.A.				a		a	a	a	a	
, ΑΙΓΙΑΛΕΙΑΣ 32 & ΠΑΡΑΔΕΙΣΟΥ ΜΑΡΟΥΣΙ	210 8173000									
PANCRETA BANK S.A									a	
, ΙΚΑΡΟΥ 5	2810338746									
PANTELAKIS SECURITIES S.A.				a		a	a	a		
57, ΕΘΝΙΚΗΣ ΑΝΤΙΣΤΑΣΕΩΣ 57, ΚΤΙΠΙΟ Β CHALANDRI	2106965000									
PIRAEUS BANK S.A.				a			a		a	
, ΑΜΕΡΙΚΗΣ 4 ΑΘΗΝΑ	2103335000									
PIRAEUS SECURITIES S. A.				a		a	a	a		a
10, ΣΤΑΔΙΟΥ 10 ΑΘΗΝΑ	2103354100									
PROCHOICE SECURITIES LTD				a	a					
57, ΛΕΩΦ.ΣΠΥΡΟΥ ΚΥΠΡΙΑΝΟΥ 57, ΑΚΙΝΗΤΑ Φ	035724661192									
SHARELINK SECURITIES & FINANCIAL SERVICES LTD				a			a			
6, HOUSE-ΘΕΟΤΟΚΗ 6 ΜΕΓΑΡΟ ΕΛΜΗΝΑ	+357 22554200									
SOCIETE GENERALE S.A.				a	a		a			
, 17 COURS VALMY, CEDEX	+157290504									
SOLIDUS SECURITIES S.A				a			a			a
64, ΛΟΥΙΖΗΣ ΠΙΑΝΚΟΥΡ 64 ΑΘΗΝΑ	2106900600									
ST. EM. LAVRENTAKIS SECURITIES S.A.				a			a			
7-9, ΣΟΦΟΚΛΕΟΥΣ 7-9 ΑΘΗΝΑ	2103213336									
THE CYPRUS INVESTMENT & SECURITIES CORPORATION LTD				a	a					
154, 1 AG. PROKOPIΟΥ & POSIDONOS 1ST FLOOR	0035722121700									
UBS EUROPE SE				a	a					
, OPERNTURM, BOCKENHEIMER LANDSTRASSE 2-4	496921790									
UBS LIMITED					a					
1, FINSBURY AVENUE LONDON	+44 2075687135									

List of Stocks under Market Making operations

Securities	Market Maker	Start Market Making	Stock Category	Suspension Status
MLS MULTIMEDIA SA (CR)				
	PIRAEUS SECURITIES S. A.	01/08/2019		
ALPHA ETF FTSE Athex Large Cap			Exchange Traded Funds (ETFs)	
	ALPHA FINANCE INVESTMENT SERVICES SINGLE MEMBER SA	02/01/1900		
	NATIONAL SECURITIES SINGLE MEMBER SA	02/01/1900		
ADMIE (IPTO) HOLDING S.A. (CR)			Main Market	
	EUROBANK EQUITIES INVESTMENT FIRM SINGLE MEMBER SA	24/05/2021		
	HELLENIC AMERICAN SECURITIES S.A.	09/03/2020		
	PIRAEUS SECURITIES S. A.	29/06/2017		
AEGEAN AIRLINES (CR)			Main Market	
	EUROBANK EQUITIES INVESTMENT FIRM SINGLE MEMBER SA	22/09/2020		
ALPHA SERVICES HOLD (CR)			Main Market	
	ALPHA FINANCE INVESTMENT SERVICES SINGLE MEMBER SA	29/02/2016		
	EUROBANK EQUITIES INVESTMENT FIRM SINGLE MEMBER SA	22/10/2006		
	GREENPOST TRADING EUROPE LTD	12/06/2023		
	HELLENIC AMERICAN SECURITIES S.A.	25/07/2014		
	LEON DEPOLAS SECURITIES S.A.	04/01/2016		
	MERIT SECURITIES S.A	03/09/2012		
	NATIONAL SECURITIES SINGLE MEMBER SA	02/01/1900		
	PIRAEUS SECURITIES S. A.	28/05/2009		
ALPHA TRUST HOLDINGS (CR)			Main Market	
	EUROBANK EQUITIES INVESTMENT FIRM SINGLE MEMBER SA	06/02/2023		
	LEON DEPOLAS SECURITIES S.A.	04/01/2021		
ALUMIL (CR)			Main Market	
	PIRAEUS SECURITIES S. A.	31/07/2023		
ANDROMEDA SA (CR)			Main Market	
	BETA SECURITIES S.A.	15/02/2021		
	OPTIMA BANK S.A.	03/04/2023		
ATTICA BANK S.A. (CR)			Main Market	
	EUROXX SECURITIES S.A.	22/01/2016		
AUSTRIACARD (CB)			Main Market	
	BETA SECURITIES S.A.	23/03/2023		
	EUROBANK EQUITIES INVESTMENT FIRM SINGLE MEMBER SA	15/05/2023		
AUTOHELLAS SA (CR)			Main Market	
	ALPHA FINANCE INVESTMENT SERVICES SINGLE MEMBER SA	01/07/2019		
	EUROXX SECURITIES S.A.	02/07/2018		
AVAX S.A. (CR)			Main Market	
	EUROBANK EQUITIES INVESTMENT FIRM SINGLE MEMBER SA	14/12/2015		
	OPTIMA BANK S.A.	04/09/2023		
	PIRAEUS SECURITIES S. A.	01/02/2021		
AVE (CR)			Main Market	
	EUROXX SECURITIES S.A.	05/06/2020		
BRIQ PROPERTIES (CR)			Main Market	
	EUROBANK EQUITIES INVESTMENT FIRM SINGLE MEMBER SA	09/09/2019		
	LEON DEPOLAS SECURITIES S.A.	22/02/2021		
	PIRAEUS SECURITIES S. A.	05/02/2024		
CC HBC AG (CR)			Main Market	
	BETA SECURITIES S.A.	08/03/2021		
	NATIONAL SECURITIES SINGLE MEMBER SA	02/01/1900		
	PIRAEUS SECURITIES S. A.	04/05/2015		
CENERGY HOLDINGS (CB)			Main Market	
	ALPHA FINANCE INVESTMENT SERVICES SINGLE MEMBER SA	02/01/2016		
	EUROBANK EQUITIES INVESTMENT FIRM SINGLE MEMBER SA	02/01/2016		
	OPTIMA BANK S.A.	14/03/2022		
	PANTELAKIS SECURITIES S.A.	27/12/2022		
CNL CAPITAL (CR)			Main Market	
	MERIT SECURITIES S.A	01/10/2018		
DIMAND (CR)			Main Market	
	ALPHA FINANCE INVESTMENT SERVICES SINGLE MEMBER SA	08/08/2022		
	EUROBANK EQUITIES INVESTMENT FIRM SINGLE MEMBER SA	08/08/2022		
	PANTELAKIS SECURITIES S.A.	15/05/2023		
EKTER SA (CR)			Main Market	
	BETA SECURITIES S.A.	26/09/2022		
	EUROBANK EQUITIES INVESTMENT FIRM SINGLE MEMBER SA	16/10/2017		
	LEON DEPOLAS SECURITIES S.A.	21/05/2018		
ELASTRON (CR)			Main Market	
	LEON DEPOLAS SECURITIES S.A.	20/02/2017		

List of Stocks under Market Making operations

Securities	Stock Category
Market Maker	Start Market Making
ELLAKTOR (CR)	Main Market
ALPHA FINANCE INVESTMENT SERVICES SINGLE MEMBER SA	18/03/2019
EUROBANK EQUITIES INVESTMENT FIRM SINGLE MEMBER SA	01/06/2012
EUROXX SECURITIES S.A.	24/09/2018
NATIONAL SECURITIES SINGLE MEMBER SA	02/01/1900
PIRAEUS SECURITIES S. A.	22/10/2018
ELTON SA (CR)	Main Market
OPTIMA BANK S.A.	30/01/2023
ELVALHALCOR (CR)	Main Market
ALPHA FINANCE INVESTMENT SERVICES SINGLE MEMBER SA	07/05/2018
BETA SECURITIES S.A.	09/01/2023
EUROBANK EQUITIES INVESTMENT FIRM SINGLE MEMBER SA	07/05/2018
ENTERSOFT (CR)	Main Market
ALPHA FINANCE INVESTMENT SERVICES SINGLE MEMBER SA	23/03/2023
EUROBANK EQUITIES INVESTMENT FIRM SINGLE MEMBER SA	22/06/2020
EUROBANK HOLDINGS (CR)	Main Market
ALPHA FINANCE INVESTMENT SERVICES SINGLE MEMBER SA	09/01/2006
EUROBANK EQUITIES INVESTMENT FIRM SINGLE MEMBER SA	01/06/2012
GREENPOST TRADING EUROPE LTD	12/06/2023
HELLENIC AMERICAN SECURITIES S.A.	25/07/2014
LEON DEPOLAS SECURITIES S.A.	30/11/2018
MERIT SECURITIES S.A	06/11/2017
NATIONAL SECURITIES SINGLE MEMBER SA	02/01/1900
PIRAEUS SECURITIES S. A.	28/09/2009
EUROCONSULTANTS S.A. (CR)	Main Market
OPTIMA BANK S.A.	01/02/2023
EYDAP S.A. (CR)	Main Market
ALPHA FINANCE INVESTMENT SERVICES SINGLE MEMBER SA	27/01/2020
EUROBANK EQUITIES INVESTMENT FIRM SINGLE MEMBER SA	10/06/2019
FOURLIS (CR)	Main Market
EUROBANK EQUITIES INVESTMENT FIRM SINGLE MEMBER SA	01/12/2016
PIRAEUS SECURITIES S. A.	06/03/2017
GEK TERNA (CR)	Main Market
BETA SECURITIES S.A.	08/03/2021
EUROBANK EQUITIES INVESTMENT FIRM SINGLE MEMBER SA	24/05/2021
PIRAEUS SECURITIES S. A.	29/08/2019
GR. SARANTIS S.A. (CR)	Main Market
BETA SECURITIES S.A.	14/05/2012
EUROBANK EQUITIES INVESTMENT FIRM SINGLE MEMBER SA	24/10/2016
HELLENIC EXCHANGES-A.S.E. (CR)	Main Market
HELLENIC AMERICAN SECURITIES S.A.	01/09/2014
NATIONAL SECURITIES SINGLE MEMBER SA	02/01/1900
PIRAEUS SECURITIES S. A.	04/05/2015
HELLENIQ ENERGY (CR)	Main Market
ALPHA FINANCE INVESTMENT SERVICES SINGLE MEMBER SA	07/11/2023
EUROBANK EQUITIES INVESTMENT FIRM SINGLE MEMBER SA	01/11/2023
HELLENIC AMERICAN SECURITIES S.A.	14/09/2015
PIRAEUS SECURITIES S. A.	20/03/2017
IDEAL HOLDINGS (CR)	Main Market
EUROBANK EQUITIES INVESTMENT FIRM SINGLE MEMBER SA	07/06/2021
PIRAEUS SECURITIES S. A.	07/06/2021
INTERCONTINENTAL (CR)	Main Market
LEON DEPOLAS SECURITIES S.A.	03/06/2019
INTERLIFE G.C.I.(CR)	Main Market
BETA SECURITIES S.A.	24/10/2022
PIRAEUS SECURITIES S. A.	22/01/2024
INTERWOOD-XYLEMPORIA (CR)	Main Market
EUROBANK EQUITIES INVESTMENT FIRM SINGLE MEMBER SA	05/07/2021
PANTELAKIS SECURITIES S.A.	01/07/2021
INTRAKAT (CR)	Main Market
BETA SECURITIES S.A.	04/10/2021
PANTELAKIS SECURITIES S.A.	10/10/2022
JUMBO SA (CR)	Main Market
BETA SECURITIES S.A.	01/02/2021
EUROBANK EQUITIES INVESTMENT FIRM SINGLE MEMBER SA	25/05/2020
GREENPOST TRADING EUROPE LTD	12/06/2023
MERIT SECURITIES S.A	06/11/2017
PIRAEUS SECURITIES S. A.	06/03/2017

List of Stocks under Market Making operations

Securities	Stock Category
Market Maker	Start Market Making
KLOUKINAS - LAPPAS SA (CR)	Main Market
OPTIMA BANK S.A.	02/01/2023
KRI-KRI S.A. (CR)	Main Market
EUROBANK EQUITIES INVESTMENT FIRM SINGLE MEMBER SA	07/05/2018
LEON DEPOLAS SECURITIES S.A.	16/01/2017
PIRAEUS SECURITIES S. A.	11/12/2023
LAMDA DEVELOPMENT SA (CR)	Main Market
EUROBANK EQUITIES INVESTMENT FIRM SINGLE MEMBER SA	08/12/2014
PANTELAKIS SECURITIES S.A.	06/11/2017
PIRAEUS SECURITIES S. A.	29/06/2017
LAMPASA HOTEL SA (CR)	Main Market
LEON DEPOLAS SECURITIES S.A.	16/01/2017
MOTODYNAMICS S.A. (CR)	Main Market
OPTIMA BANK S.A.	25/08/2023
MOTOR OIL (CR)	Main Market
BETA SECURITIES S.A.	08/03/2021
EUROBANK EQUITIES INVESTMENT FIRM SINGLE MEMBER SA	22/10/2006
GREENPOST TRADING EUROPE LTD	12/06/2023
LEON DEPOLAS SECURITIES S.A.	01/04/2019
MERIT SECURITIES S.A	25/02/2019
NATIONAL SECURITIES SINGLE MEMBER SA	02/01/1900
PIRAEUS SECURITIES S. A.	04/05/2015
MPLE KEDROS (CR)	Main Market
OPTIMA BANK S.A.	08/11/2023
OPTIMA BANK S.A.	16/10/2023
MYTILINEOS (CR)	Main Market
ALPHA FINANCE INVESTMENT SERVICES SINGLE MEMBER SA	15/04/2019
BETA SECURITIES S.A.	11/04/2022
EUROBANK EQUITIES INVESTMENT FIRM SINGLE MEMBER SA	20/09/2017
GREENPOST TRADING EUROPE LTD	12/06/2023
MERIT SECURITIES S.A	25/02/2019
NATIONAL SECURITIES SINGLE MEMBER SA	02/01/1900
PIRAEUS SECURITIES S. A.	04/05/2015
NAFPAKTOS TEXTILE (CR)	Main Market
OPTIMA BANK S.A.	29/01/2024
NATIONAL BANK (CR)	Main Market
ALPHA FINANCE INVESTMENT SERVICES SINGLE MEMBER SA	09/01/2006
EUROBANK EQUITIES INVESTMENT FIRM SINGLE MEMBER SA	22/10/2006
GREENPOST TRADING EUROPE LTD	12/06/2023
HELLENIC AMERICAN SECURITIES S.A.	25/07/2014
LEON DEPOLAS SECURITIES S.A.	20/05/2015
MERIT SECURITIES S.A	03/09/2012
NATIONAL SECURITIES SINGLE MEMBER SA	02/01/1900
PIRAEUS SECURITIES S. A.	08/09/2008
OPAP (CR)	Main Market
ALPHA FINANCE INVESTMENT SERVICES SINGLE MEMBER SA	09/01/2006
BETA SECURITIES S.A.	11/04/2022
EUROBANK EQUITIES INVESTMENT FIRM SINGLE MEMBER SA	22/10/2006
GREENPOST TRADING EUROPE LTD	12/06/2023
HELLENIC AMERICAN SECURITIES S.A.	25/07/2014
MERIT SECURITIES S.A	20/03/2017
NATIONAL SECURITIES SINGLE MEMBER SA	02/01/1900
PIRAEUS SECURITIES S. A.	04/05/2015
OPTIMA BANK (CR)	Main Market
ALPHA FINANCE INVESTMENT SERVICES SINGLE MEMBER SA	12/12/2023
EUROBANK EQUITIES INVESTMENT FIRM SINGLE MEMBER SA	11/12/2023
OPTIMA BANK S.A.	06/11/2023
ORILINA PROPERTIES REIC (CR)	Main Market
EUROBANK EQUITIES INVESTMENT FIRM SINGLE MEMBER SA	11/12/2023
LEON DEPOLAS SECURITIES S.A.	11/12/2023

List of Stocks under Market Making operations

Securities	Stock Category
Market Maker	Start Market Making
OTE (CR)	Main Market
ALPHA FINANCE INVESTMENT SERVICES SINGLE MEMBER SA	09/01/2006
BETA SECURITIES S.A.	11/04/2022
EUROBANK EQUITIES INVESTMENT FIRM SINGLE MEMBER SA	22/10/2006
GREENPOST TRADING EUROPE LTD	12/06/2023
HELLENIC AMERICAN SECURITIES S.A.	25/07/2014
LEON DEPOLAS SECURITIES S.A.	20/04/2015
MERIT SECURITIES S.A	20/03/2017
NATIONAL SECURITIES SINGLE MEMBER SA	02/01/1900
PIRAEUS SECURITIES S. A.	08/09/2008
P.P.A. S.A. (CR)	Main Market
EUROBANK EQUITIES INVESTMENT FIRM SINGLE MEMBER SA	06/02/2019
PAPOUTSANIS (CR)	Main Market
ALPHA FINANCE INVESTMENT SERVICES SINGLE MEMBER SA	19/11/2018
BETA SECURITIES S.A.	25/11/2013
PETROPOULOS PETROS (CR)	Main Market
EUROBANK EQUITIES INVESTMENT FIRM SINGLE MEMBER SA	01/04/2019
PANTELAKIS SECURITIES S.A.	16/03/2020
PIRAEUS FINANCIAL HOLD (CR)	Main Market
ALPHA FINANCE INVESTMENT SERVICES SINGLE MEMBER SA	15/04/2019
EUROBANK EQUITIES INVESTMENT FIRM SINGLE MEMBER SA	22/10/2006
EUROXX SECURITIES S.A.	15/02/2016
GREENPOST TRADING EUROPE LTD	12/06/2023
HELLENIC AMERICAN SECURITIES S.A.	25/07/2014
LEON DEPOLAS SECURITIES S.A.	30/11/2018
MERIT SECURITIES S.A	16/09/2013
NATIONAL SECURITIES SINGLE MEMBER SA	02/01/1900
PIRAEUS SECURITIES S. A.	16/02/2009
PPC (CR)	Main Market
ALPHA FINANCE INVESTMENT SERVICES SINGLE MEMBER SA	09/01/2006
BETA SECURITIES S.A.	01/02/2021
EUROBANK EQUITIES INVESTMENT FIRM SINGLE MEMBER SA	22/10/2006
GREENPOST TRADING EUROPE LTD	12/06/2023
HELLENIC AMERICAN SECURITIES S.A.	01/09/2014
MERIT SECURITIES S.A	06/11/2017
NATIONAL SECURITIES SINGLE MEMBER SA	02/01/1900
PIRAEUS SECURITIES S. A.	28/09/2009
PREMIA (CR)	Main Market
BETA SECURITIES S.A.	01/06/2021
LEON DEPOLAS SECURITIES S.A.	05/12/2022
PANTELAKIS SECURITIES S.A.	23/12/2021
PROFILE SA (CR)	Main Market
OPTIMA BANK S.A.	03/04/2023
PANTELAKIS SECURITIES S.A.	01/07/2019
QUALITY & RELIABILITY SA (CR)	Main Market
OPTIMA BANK S.A.	03/01/2023
QUEST HOLDINGS (CR)	Main Market
BETA SECURITIES S.A.	26/03/2018
EUROBANK EQUITIES INVESTMENT FIRM SINGLE MEMBER SA	28/01/2019
REVOIL (CR)	Main Market
BETA SECURITIES S.A.	26/06/2023
SIDMA STEEL (CR)	Main Market
OPTIMA BANK S.A.	25/05/2023
SPACE HELLAS SA (CR)	Main Market
MERIT SECURITIES S.A	09/12/2022
TECHNICAL OLYMPIC SA (CR)	Main Market
OPTIMA BANK S.A.	05/07/2023
TERNA ENERGY (CR)	Main Market
EUROBANK EQUITIES INVESTMENT FIRM SINGLE MEMBER SA	24/05/2021
PIRAEUS SECURITIES S. A.	09/12/2019
THRACE PLASTICS SA (CR)	Main Market
ALPHA FINANCE INVESTMENT SERVICES SINGLE MEMBER SA	26/03/2018
EUROBANK EQUITIES INVESTMENT FIRM SINGLE MEMBER SA	26/03/2018
TITAN CEMENT (CB)	Main Market
BETA SECURITIES S.A.	01/02/2021
EUROBANK EQUITIES INVESTMENT FIRM SINGLE MEMBER SA	06/11/2019
PIRAEUS SECURITIES S. A.	18/01/2021

List of Stocks under Market Making operations

Securities	Market Maker	Start Market Making	Stock Category
TRADE ESTATES REIC (CR)			
	EUROBANK EQUITIES INVESTMENT FIRM SINGLE MEMBER SA	08/11/2023	Main Market
	EUROBANK EQUITIES INVESTMENT FIRM SINGLE MEMBER SA	10/11/2023	
	PANTELAKIS SECURITIES S.A.	08/11/2023	
	PANTELAKIS SECURITIES S.A.	10/11/2023	
TZIRAKIAN PROFIL (CR)			
	LEON DEPOLAS SECURITIES S.A.	19/07/2021	Main Market
VIOHALCO SA/NV (CB)			
	ALPHA FINANCE INVESTMENT SERVICES SINGLE MEMBER SA	11/03/2008	
	EUROBANK EQUITIES INVESTMENT FIRM SINGLE MEMBER SA	04/03/2014	
	MERIT SECURITIES S.A	17/03/2014	

Underlying Asset				Derivatives Market													
Price max	Price min	Closing price	change	Delivery Month	Open price	Price max	Price min	Last price	Closing price	Last Bid	Last Ask	Fixing price*	Life high	Life low	Trades	Volume	Open Interest
FTSE/Athex Large Cap (Trade Unit: 1 Index Point x 2€, Cash Settlement)																	
3,425.95	3,384.83	3,395.27	-0.38%	February 2024	3,422.50	3,424.75	3,387.00	3,396.00	3,396.00	---	---	---	3,443.00	---	154	702	6,308
				March 2024	3,410.00	3,421.00	3,392.50	3,402.25	3,402.25	---	---	---	3,446.00	---	103	405	293
				April 2024	---	---	---	---	3,421.25	---	---	---	---	---	---	---	---
				June 2024	---	---	---	---	3,433.25	---	---	---	---	---	---	---	---
				September 2024	---	---	---	---	3,450.50	---	---	---	---	---	---	---	---
				December 2024	---	---	---	---	3,467.75	---	---	---	---	---	---	---	---
FTSE/Athex Banks (Trade Unit: 1 Index Point x 15€, Cash Settlement)																	
1,236.22	1,210.67	1,217.91	-0.58%	March 2024	1,240.00	1,240.00	1,240.00	1,240.00	1,240.00	---	---	---	1,247.50	---	1	5	1,520
				June 2024	---	---	---	---	1,234.00	---	---	---	---	---	---	---	---
				September 2024	---	---	---	---	1,240.25	---	---	---	---	---	---	---	---
				December 2024	---	---	---	---	1,246.50	---	---	---	---	---	---	---	---
MSCI GREECE REBASED (Trade Unit: 1 Index Point x 2€, Cash Settlement)																	
5,573.05	5,495.47	5,517.62	-0.37%	February 2024	---	---	---	---	5,520.50	---	---	---	5,534.25	---	---	---	200
				March 2024	---	---	---	---	5,521.50	---	---	---	5,535.25	---	---	---	121
				April 2024	---	---	---	---	5,559.75	---	---	---	---	---	---	---	---
				May 2024	5,547.00	5,547.00	5,547.00	5,547.00	5,547.00	---	---	---	5,547.00	---	2	20	---
				June 2024	---	---	---	---	5,579.00	---	---	---	---	---	---	---	---
				July 2024	---	---	---	---	5,587.75	---	---	---	---	---	---	---	---
				September 2024	---	---	---	---	5,607.00	---	---	---	---	---	---	---	---
				December 2024	---	---	---	---	5,635.00	---	---	---	---	---	---	---	---

Derivatives notes

Fixing prices and final open positions can be retrieved from the following path <http://www.helex.gr/el/web/guest/statistics-end-of-day-derivatives>

Underlying Asset				Derivatives Market													
Price max	Price min	Closing price	change	Delivery Month	Open price	Price max	Price min	Last price	Closing price	Last Bid	Last Ask	Fixing price*	Life high	Life low	Trades	Volume	Open Interest
ADMIE (IPTO) HOLDING S.A. (CR)				(Contract Size: 100 Securities, Physical Delivery)													
2.4	2.315	2.33	-1.90%	March 2024	2.38	2.40	2.33	2.34	2.34	---	---	---	2.40	---	39	630	32,817
				June 2024	---	---	---	---	2.36	---	---	---	2.37	---	---	---	649
				September 2024	---	---	---	---	2.40	---	---	---	---	---	---	---	---
				December 2024	---	---	---	---	2.42	---	---	---	---	---	---	---	---
AEGEAN AIRLINES (CR)				(Contract Size: 100 Securities, Physical Delivery)													
12.76	12.36	12.42	-2.21%	March 2024	12.79	12.79	12.43	12.43	12.43	---	---	---	12.85	---	30	173	6,792
				June 2024	---	---	---	---	12.79	---	---	---	---	---	---	---	---
				September 2024	---	---	---	---	12.86	---	---	---	---	---	---	---	---
				December 2024	---	---	---	---	12.92	---	---	---	---	---	---	---	---
ALPHA SERVICES HOLD (CR)				(Contract Size: 100 Securities, Physical Delivery)													
1.739	1.6855	1.7025	-1.02%	March 2024	1.73	1.75	1.69	1.71	1.71	---	---	---	1.78	---	210	6,732	162,950
				June 2024	---	---	---	---	1.68	---	---	---	1.47	---	---	---	---
				September 2024	---	---	---	---	1.74	---	---	---	---	---	---	---	---
				December 2024	---	---	---	---	1.75	---	---	---	---	---	---	---	---
AUTOHELLAS SA (CR)				(Contract Size: 100 Securities, Physical Delivery)													
13.7	13.04	13.7	-0.58%	March 2024	13.65	13.75	13.65	13.75	13.75	---	---	---	13.95	---	4	16	232
				June 2024	---	---	---	---	13.88	---	---	---	---	---	---	---	---
				September 2024	---	---	---	---	13.95	---	---	---	---	---	---	---	---
				December 2024	---	---	---	---	14.02	---	---	---	---	---	---	---	---
AVAX S.A. (CR)				(Contract Size: 100 Securities, Physical Delivery)													
1.784	1.728	1.736	-2.14%	March 2024	1.75	1.75	1.74	1.75	1.75	---	---	---	1.96	---	9	22	1,447
				June 2024	---	---	---	---	1.79	---	---	---	---	---	---	---	---
				September 2024	---	---	---	---	1.80	---	---	---	---	---	---	---	---
				December 2024	---	---	---	---	1.81	---	---	---	---	---	---	---	---
CC HBC AG (CR)				(Contract Size: 100 Securities, Physical Delivery)													
26.01	25.78	25.93	0.62%	March 2024	26.03	26.03	25.90	25.99	25.99	---	---	---	27.63	---	4	22	314
				June 2024	---	---	---	---	25.96	---	---	---	---	---	---	---	---
				September 2024	---	---	---	---	26.09	---	---	---	---	---	---	---	---
				December 2024	---	---	---	---	26.22	---	---	---	---	---	---	---	---
CENERGY HOLDINGS (CB)				(Contract Size: 100 Securities, Physical Delivery)													
7.36	7.19	7.25	-1.23%	March 2024	7.30	7.30	7.24	7.25	7.25	---	---	---	7.60	---	6	28	5,209
				June 2024	---	---	---	---	7.39	---	---	---	---	---	---	---	---
				September 2024	---	---	---	---	7.43	---	---	---	---	---	---	---	---
				December 2024	---	---	---	---	7.47	---	---	---	---	---	---	---	---

Derivatives notes

Fixing prices and final open positions can be retrieved from the following path <http://www.helex.gr/el/web/guest/statistics-end-of-day-derivatives>

Underlying Asset				Derivatives Market													
Price max	Price min	Closing price	change	Delivery Month	Open price	Price max	Price min	Last price	Closing price	Last Bid	Last Ask	Fixing price*	Life high	Life low	Trades	Volume	Open Interest
ELLAKTOR (CR)				(Contract Size: 100 Securities, Physical Delivery)													
2.605	2.52	2.56	-1.16%	March 2024	2.68	2.68	2.54	2.54	2.54	---	---	---	2.79	---	74	353	3,949
				June 2024	---	---	---	---	2.61	---	---	---	---	---	---	---	---
				September 2024	---	---	---	---	2.62	---	---	---	---	---	---	---	---
				December 2024	---	---	---	---	2.64	---	---	---	---	---	---	---	---
ELVALHALCOR (CR)				(Contract Size: 100 Securities, Physical Delivery)													
2.255	2.17	2.17	-2.03%	March 2024	2.25	2.26	2.19	2.19	2.19	---	---	---	2.44	---	29	111	5,517
				June 2024	2.28	2.28	2.28	2.28	2.28	---	---	---	2.28	---	1	40	---
				September 2024	---	---	---	---	2.24	---	---	---	---	---	---	---	---
				December 2024	---	---	---	---	2.25	---	---	---	---	---	---	---	---
EUROBANK HOLDINGS (CR)				(Contract Size: 100 Securities, Physical Delivery)													
1.9315	1.883	1.901	-0.34%	March 2024	1.92	1.93	1.89	1.91	1.91	---	---	---	1.95	---	57	2,908	29,771
				June 2024	---	---	---	---	1.92	---	---	---	---	---	---	---	---
				September 2024	---	---	---	---	1.93	---	---	---	---	---	---	---	---
				December 2024	---	---	---	---	1.94	---	---	---	---	---	---	---	---
EYDAP S.A. (CR)				(Contract Size: 100 Securities, Physical Delivery)													
5.9	5.8	5.9	0.17%	March 2024	5.94	5.94	5.94	5.94	5.94	---	---	---	6.35	---	1	1	4,233
				June 2024	---	---	---	---	5.93	---	---	---	---	---	---	---	---
				September 2024	---	---	---	---	5.96	---	---	---	---	---	---	---	---
				December 2024	---	---	---	---	5.99	---	---	---	---	---	---	---	---
FOURLIS (CR)				(Contract Size: 100 Securities, Physical Delivery)													
4.19	4.11	4.175	1.58%	March 2024	4.19	4.19	4.19	4.19	4.19	---	---	---	4.46	---	2	6	1,549
				June 2024	---	---	---	---	4.14	---	---	---	---	---	---	---	---
				September 2024	---	---	---	---	4.16	---	---	---	---	---	---	---	---
				December 2024	---	---	---	---	4.18	---	---	---	---	---	---	---	---
GEK TERNA (CR)				(Contract Size: 100 Securities, Physical Delivery)													
14.68	14.32	14.36	-1.64%	March 2024	14.82	14.82	14.42	14.43	14.43	---	---	---	14.86	---	31	93	11,422
				June 2024	---	---	---	---	14.71	---	---	---	---	---	---	---	---
				September 2024	---	---	---	---	14.78	---	---	---	---	---	---	---	---
				December 2024	---	---	---	---	14.86	---	---	---	---	---	---	---	---
HELLENIC EXCHANGES-A.S.E. (CR)				(Contract Size: 100 Securities, Physical Delivery)													
5.92	5.77	5.82	0.17%	March 2024	5.82	5.94	5.80	5.83	5.83	---	---	---	5.94	---	48	164	10,726
				June 2024	---	---	---	---	5.85	---	---	---	---	---	---	---	---
				September 2024	---	---	---	---	5.88	---	---	---	---	---	---	---	---
				December 2024	---	---	---	---	5.91	---	---	---	---	---	---	---	---

Derivatives notes

Fixing prices and final open positions can be retrieved from the following path <http://www.helex.gr/el/web/guest/statistics-end-of-day-derivatives>

Underlying Asset				Derivatives Market													
Price max	Price min	Closing price	change	Delivery Month	Open price	Price max	Price min	Last price	Closing price	Last Bid	Last Ask	Fixing price*	Life high	Life low	Trades	Volume	Open Interest
HELLENiQ ENERGY (CR)				(Contract Size: 100 Securities, Physical Delivery)													
7.75	7.62	7.74	1.18%	March 2024	7.72	7.76	7.71	7.75	7.75	---	---	---	7.88	---	43	186	7,625
				June 2024	---	---	---	---	7.71	---	---	---	---	---	---	---	---
				September 2024	---	---	---	---	7.75	---	---	---	---	---	---	---	---
				December 2024	---	---	---	---	7.78	---	---	---	---	---	---	---	---
INTRACOM HOLDINGS (CR)				(Contract Size: 100 Securities, Physical Delivery)													
4.13	4.03	4.055	-0.25%	March 2024	4.09	4.11	4.04	4.06	4.06	---	---	---	4.16	---	29	256	10,014
				June 2024	---	---	---	---	4.10	---	---	---	---	---	---	---	---
				September 2024	---	---	---	---	4.12	---	---	---	---	---	---	---	---
				December 2024	---	---	---	---	4.14	---	---	---	---	---	---	---	---
INTRAKAT (CR)				(Contract Size: 100 Securities, Physical Delivery)													
4.84	4.73	4.84	0.94%	March 2024	4.63	4.68	4.63	4.68	4.68	---	---	---	5.08	---	3	3	3,282
				June 2024	---	---	---	---	4.83	---	---	---	---	---	---	---	---
				September 2024	---	---	---	---	4.85	---	---	---	---	---	---	---	---
				December 2024	---	---	---	---	4.88	---	---	---	---	---	---	---	---
JUMBO SA (CR)				(Contract Size: 100 Securities, Physical Delivery)													
28.04	27.82	27.98	0.00%	March 2024	27.92	28.00	27.92	28.00	28.00	---	---	---	28.00	---	2	3	707
				June 2024	---	---	---	---	28.19	---	---	---	---	---	---	---	---
				September 2024	---	---	---	---	28.33	---	---	---	---	---	---	---	---
				December 2024	---	---	---	---	28.47	---	---	---	---	---	---	---	---
LAMDA DEVELOPMENT SA (CR)				(Contract Size: 100 Securities, Physical Delivery)													
7.2	7.085	7.09	-0.84%	March 2024	7.15	7.15	7.11	7.13	7.13	---	---	---	7.37	---	6	24	6,826
				June 2024	---	---	---	---	7.20	---	---	---	---	---	---	---	---
				September 2024	---	---	---	---	7.24	---	---	---	---	---	---	---	---
				December 2024	---	---	---	---	7.28	---	---	---	---	---	---	---	---
MIG (CR)				(Contract Size: 100 Securities, Physical Delivery)													
4.61	4.46	4.54	-1.94%	March 2024	---	---	---	---	4.65	---	---	---	5.30	---	---	---	102
				June 2024	---	---	---	---	4.66	---	---	---	---	---	---	---	---
				September 2024	---	---	---	---	4.69	---	---	---	---	---	---	---	---
				December 2024	---	---	---	---	4.71	---	---	---	---	---	---	---	---
MOTOR OIL (CR)				(Contract Size: 100 Securities, Physical Delivery)													
27.66	26.9	27.16	-0.88%	March 2024	27.46	27.46	27.10	27.20	27.20	---	---	---	27.60	---	7	22	496
				June 2024	---	---	---	---	27.60	---	---	---	---	---	---	---	---
				September 2024	---	---	---	---	27.74	---	---	---	---	---	---	---	---
				December 2024	---	---	---	---	27.88	---	---	---	---	---	---	---	---

Derivatives notes

Fixing prices and final open positions can be retrieved from the following path <http://www.helex.gr/el/web/guest/statistics-end-of-day-derivatives>

Underlying Asset				Derivatives Market													
Price max	Price min	Closing price	change	Delivery Month	Open price	Price max	Price min	Last price	Closing price	Last Bid	Last Ask	Fixing price*	Life high	Life low	Trades	Volume	Open Interest
MYTILINEOS (CR)				(Contract Size: 100 Securities, Physical Delivery)													
38.22	37.82	37.9	-0.26%	March 2024	36.59	38.29	36.59	37.91	37.91	---	---	---	39.80	---	27	78	4,281
				June 2024	---	---	---	---	38.28	---	---	---	---	---	---	---	---
				September 2024	---	---	---	---	38.47	---	---	---	---	---	---	---	---
				December 2024	---	---	---	---	38.67	---	---	---	---	---	---	---	---
NATIONAL BANK (CR)				(Contract Size: 100 Securities, Physical Delivery)													
7.18	7.04	7.1	-0.28%	March 2024	7.14	7.18	7.06	7.10	7.10	---	---	---	7.28	---	64	568	17,351
				June 2024	---	---	---	---	7.17	---	---	---	---	---	---	---	---
				September 2024	---	---	---	---	7.21	---	---	---	---	---	---	---	---
				December 2024	---	---	---	---	7.24	---	---	---	---	---	---	---	---
OPAP (CR)				(Contract Size: 100 Securities, Physical Delivery)													
16.63	16.45	16.59	0.85%	March 2024	16.60	16.61	16.60	16.61	16.61	---	---	---	16.61	---	5	15	962
				June 2024	---	---	---	---	16.57	---	---	---	---	---	---	---	---
				September 2024	---	---	---	---	16.65	---	---	---	---	---	---	---	---
				December 2024	---	---	---	---	16.74	---	---	---	---	---	---	---	---
OPTIMA BANK (CR)				(Contract Size: 100 Securities, Physical Delivery)													
7.74	7.61	7.67	-0.26%	March 2024	7.61	7.61	7.61	7.61	7.61	---	---	---	7.78	---	1	1	96
				June 2024	---	---	---	---	7.75	---	---	---	---	---	---	---	---
				September 2024	---	---	---	---	7.79	---	---	---	---	---	---	---	---
				December 2024	---	---	---	---	7.82	---	---	---	---	---	---	---	---
OTE (CR)				(Contract Size: 100 Securities, Physical Delivery)													
13.38	13.19	13.25	-0.23%	March 2024	13.40	13.41	13.25	13.35	13.35	---	---	---	13.69	---	37	139	9,647
				June 2024	---	---	---	---	13.38	---	---	---	---	---	---	---	---
				September 2024	---	---	---	---	13.45	---	---	---	---	---	---	---	---
				December 2024	---	---	---	---	13.51	---	---	---	---	---	---	---	---
P.P.A. S.A. (CR)				(Contract Size: 100 Securities, Physical Delivery)													
25.25	24.85	25.15	-0.40%	March 2024	---	---	---	---	25.05	---	---	---	25.49	---	---	---	108
				June 2024	---	---	---	---	25.44	---	---	---	---	---	---	---	---
				September 2024	---	---	---	---	25.56	---	---	---	---	---	---	---	---
				December 2024	---	---	---	---	25.69	---	---	---	---	---	---	---	---
PIRAEUS FINANCIAL HOLD (CR)				(Contract Size: 100 Securities, Physical Delivery)													
3.882	3.782	3.794	-1.04%	March 2024	3.87	3.89	3.79	3.82	3.82	---	---	---	3.95	---	250	4,848	88,461
				June 2024	---	---	---	---	3.83	---	---	---	4.00	---	---	---	3
				September 2024	---	---	---	---	3.88	---	---	---	---	---	---	---	---
				December 2024	---	---	---	---	3.90	---	---	---	---	---	---	---	---

Derivatives notes

Fixing prices and final open positions can be retrieved from the following path <http://www.helex.gr/el/web/guest/statistics-end-of-day-derivatives>

Underlying Asset				Derivatives Market													
Price max	Price min	Closing price	change	Delivery Month	Open price	Price max	Price min	Last price	Closing price	Last Bid	Last Ask	Fixing price*	Life high	Life low	Trades	Volume	Open Interest
PPC (CR)				(Contract Size: 100 Securities, Physical Delivery)													
12	11.7	11.8	-0.84%	March 2024	12.05	12.05	11.76	11.88	11.88	---	---	---	12.76	---	103	628	29,773
				June 2024	---	---	---	---	12.14	---	---	---	12.75	---	---	---	280
				September 2024	---	---	---	---	12.05	---	---	---	---	---	---	---	---
				December 2024	---	---	---	---	12.11	---	---	---	---	---	---	---	---
QUEST HOLDINGS (CR)				(Contract Size: 100 Securities, Physical Delivery)													
5.55	5.35	5.36	-2.19%	March 2024	5.44	5.44	5.40	5.40	5.40	---	---	---	5.70	---	5	5	186
				June 2024	---	---	---	---	5.52	---	---	---	---	---	---	---	---
				September 2024	---	---	---	---	5.55	---	---	---	---	---	---	---	---
				December 2024	---	---	---	---	5.58	---	---	---	---	---	---	---	---
TERNA ENERGY (CR)				(Contract Size: 100 Securities, Physical Delivery)													
15.61	15.22	15.23	-1.68%	March 2024	15.60	15.60	15.30	15.30	15.30	---	---	---	16.55	---	40	147	19,143
				June 2024	---	---	---	---	15.60	---	---	---	---	---	---	---	---
				September 2024	---	---	---	---	15.68	---	---	---	---	---	---	---	---
				December 2024	---	---	---	---	15.76	---	---	---	---	---	---	---	---
TITAN CEMENT (CB)				(Contract Size: 100 Securities, Physical Delivery)													
25.6	25.15	25.35	-0.98%	March 2024	25.42	25.42	25.24	25.24	25.24	---	---	---	25.67	---	3	3	230
				June 2024	---	---	---	---	25.79	---	---	---	---	---	---	---	---
				September 2024	---	---	---	---	25.92	---	---	---	---	---	---	---	---
				December 2024	---	---	---	---	26.05	---	---	---	---	---	---	---	---
VIOHALCO SA/NV (CB)				(Contract Size: 100 Securities, Physical Delivery)													
6.3	6.18	6.19	-1.75%	March 2024	6.30	6.32	6.18	6.18	6.18	---	---	---	6.62	---	28	157	4,817
				June 2024	---	---	---	---	6.35	---	---	---	---	---	---	---	---
				September 2024	---	---	---	---	6.38	---	---	---	---	---	---	---	---
				December 2024	---	---	---	---	6.41	---	---	---	---	---	---	---	---

Derivatives notes

Fixing prices and final open positions can be retrieved from the following path <http://www.helex.gr/el/web/guest/statistics-end-of-day-derivatives>

FTSE/Athex Large Cap

(Trade Unit: 1 Index Point x 2€ - Exercise Style: European, Cash Settlement)

Exercise Price	Call Options														Put Options																							
	February 2024							March 2024							Other Months		February 2024							March 2024							Other Months		Exercise Price					
	Open price	Price max	Price min	Last price	Closing price	Volume	Open Interest	Open price	Price max	Price min	Last price	Closing price	Volume	Open Interest	Volume	Open Interest	Open price	Price max	Price min	Last price	Closing price	Volume	Open Interest	Open price	Price max	Price min	Last price	Closing price	Volume	Open Interest	Volume	Open Interest						
2,200	-	-	-	-	-	-	-	0.00	0.00	0.00	-	1,217.00	-	-	-	-	-	-	-	-	-	-	-	0.00	0.00	0.00	-	0.01	-	-	-	-		2,200				
2,250	-	-	-	-	-	-	-	0.00	0.00	0.00	-	1,167.00	-	-	-	-	-	-	-	-	-	-	-	0.00	0.00	0.00	-	0.01	-	-	-	-	2,250					
2,300	-	-	-	-	-	-	-	0.00	0.00	0.00	-	1,117.00	-	-	-	-	-	-	-	-	-	-	-	0.00	0.00	0.00	-	0.01	-	-	-	-	2,300					
2,350	-	-	-	-	-	-	-	0.00	0.00	0.00	-	1,067.00	-	-	-	-	-	-	-	-	-	-	-	0.00	0.00	0.00	-	0.01	-	-	-	-	2,350					
2,400	-	-	-	-	-	-	-	0.00	0.00	0.00	-	1,017.00	-	-	-	-	-	-	-	-	-	-	-	0.00	0.00	0.00	-	0.01	-	-	-	-	2,400					
2,450	-	-	-	-	-	-	-	0.00	0.00	0.00	-	967.00	-	-	-	-	-	-	-	-	-	-	-	0.00	0.00	0.00	-	0.01	-	-	-	-	2,450					
2,500	-	-	-	-	-	-	-	0.00	0.00	0.00	-	917.00	-	-	-	-	-	-	-	-	-	-	-	0.00	0.00	0.00	-	0.01	-	-	-	-	2,500					
2,550	-	-	-	-	-	-	-	0.00	0.00	0.00	-	868.00	-	-	-	-	-	-	-	-	-	-	-	0.00	0.00	0.00	-	0.01	-	-	-	-	2,550					
2,600	-	-	-	-	-	-	-	0.00	0.00	0.00	-	818.00	-	-	-	-	-	-	-	-	-	-	-	0.00	0.00	0.00	-	0.01	-	-	-	-	2,600					
2,650	-	-	-	-	-	-	-	0.00	0.00	0.00	-	768.00	-	-	-	-	-	-	-	-	-	-	-	0.00	0.00	0.00	-	0.01	-	-	-	-	2,650					
2,700	-	-	-	-	-	-	-	0.00	0.00	0.00	-	718.00	-	-	-	-	-	-	-	-	-	-	-	0.00	0.00	0.00	-	0.01	-	-	-	-	2,700					
2,750	-	-	-	-	-	-	-	0.00	0.00	0.00	-	668.00	-	-	-	-	-	-	-	-	-	-	-	0.00	0.00	0.00	-	0.01	-	-	-	-	2,750					
2,800	0.00	0.00	0.00	-	615.00	-	-	0.00	0.00	0.00	-	618.00	-	-	-	-	-	-	-	-	-	-	-	0.00	0.00	0.00	-	0.02	-	-	-	-	2,800					
2,850	0.00	0.00	0.00	-	565.00	-	-	0.00	0.00	0.00	-	568.00	-	-	-	-	-	-	-	-	-	-	-	0.00	0.00	0.00	-	0.06	-	-	-	-	2,850					
2,900	0.00	0.00	0.00	-	515.00	-	-	0.00	0.00	0.00	-	518.00	-	-	-	-	-	-	-	-	-	-	-	0.00	0.00	0.00	-	0.16	-	-	-	-	2,900					
2,950	0.00	0.00	0.00	-	465.00	-	-	0.00	0.00	0.00	-	469.00	-	-	-	-	-	-	-	-	-	-	-	0.00	0.00	0.00	-	0.41	-	-	-	-	2,950					
3,000	0.00	0.00	0.00	-	415.00	-	-	0.00	0.00	0.00	-	419.00	-	-	-	-	-	-	-	-	-	-	-	0.00	0.00	0.00	-	0.96	-	-	-	-	3,000					
3,050	0.00	0.00	0.00	-	365.00	-	80	0.00	0.00	0.00	-	371.00	-	-	-	-	-	-	-	-	-	-	-	0.00	0.00	0.00	-	2.10	-	-	-	-	3,050					
3,100	0.00	0.00	0.00	-	315.00	-	41	0.00	0.00	0.00	-	323.00	-	-	-	-	-	-	-	-	-	-	-	0.00	0.00	0.00	-	4.10	-	-	-	-	3,100					
3,150	0.00	0.00	0.00	-	265.00	-	61	0.00	0.00	0.00	-	276.00	-	-	-	-	-	-	-	-	-	-	-	0.00	0.00	0.00	-	7.60	-	-	-	-	3,150					
3,200	0.00	0.00	0.00	-	215.00	-	41	0.00	0.00	0.00	-	232.00	-	20	-	-	-	-	-	-	-	-	-	0.00	0.00	0.00	-	13.25	-	20	-	-	3,200					
3,250	0.00	0.00	0.00	-	166.00	-	3	0.00	0.00	0.00	-	191.00	-	-	-	-	-	-	-	-	-	-	4.00	0.00	4.00	4.00	4.00	5	66	0.00	0.00	0.00	-	21.75	-	21	3,250	
3,300	0.00	0.00	0.00	-	119.00	-	3	0.00	0.00	0.00	-	153.00	-	60	-	-	-	-	-	-	-	-	-	0.00	0.00	0.00	-	34.00	-	87	-	-	3,300					
3,350	0.00	0.00	0.00	-	77.50	-	66	0.00	0.00	0.00	-	120.00	-	40	-	-	-	-	-	-	-	-	-	0.00	0.00	0.00	-	50.50	-	92	-	-	3,350					
3,400	22.75	22.75	22.75	22.75	22.75	5	3	0.00	0.00	0.00	-	91.00	-	20	-	-	-	-	-	-	-	-	-	0.00	22.75	0.00	-	29.50	-	10	0.00	0.00	0.00	-	72.00	-	21	3,400
3,450	16.75	16.75	9.50	9.50	9.50	25	22	0.00	0.00	0.00	-	67.50	-	-	-	-	-	-	-	-	-	-	-	0.00	16.75	0.00	-	57.00	-	-	110.00	110.00	110.00	110.00	110.00	20	-	3,450
3,500	0.00	0.00	0.00	-	9.00	-	-	0.00	0.00	0.00	-	48.25	-	1	-	-	-	-	-	-	-	-	-	0.00	0.00	0.00	-	129.00	-	-	-	-	-	3,500				
3,550	0.00	0.00	0.00	-	3.10	-	-	0.00	0.00	0.00	-	33.50	-	-	-	-	-	-	-	-	-	-	-	0.00	0.00	0.00	-	164.00	-	-	-	-	-	3,550				
3,600	0.00	0.00	0.00	-	0.88	-	-	0.00	0.00	0.00	-	22.50	-	-	-	-	-	-	-	-	-	-	-	0.00	0.00	0.00	-	203.00	-	-	-	-	-	3,600				
3,650	0.00	0.00	0.00	-	0.20	-	-	0.00	0.00	0.00	-	14.75	-	-	-	-	-	-	-	-	-	-	-	0.00	0.00	0.00	-	245.00	-	-	-	-	-	3,650				
3,700	0.00	0.00	0.00	-	0.04	-	-	0.00	0.00	0.00	-	9.20	-	-	-	-	-	-	-	-	-	-	-	0.00	0.00	0.00	-	289.00	-	-	-	-	-	3,700				
Totals:						30	320						0	141									5	458							20	241			0	0		
Number of Trades:						3							0	0									1								1				0			

ALPHA SERVICES HOLD (CR)

(Contract Size: 100 Securities, Exercise Style: American, Physical Delivery)

Call Options														Put Options																		
February 2024							March 2024							Other Months		February 2024							March 2024							Other Months		Exercise Price
Open price	Price max	Price min	Last price	Closing price	Volume	Open Interest	Open price	Price max	Price min	Last price	Closing price	Volume	Open Interest	Volume	Open Interest	Open price	Price max	Price min	Last price	Closing price	Volume	Open Interest	Open price	Price max	Price min	Last price	Closing price	Volume	Open Interest	Volume	Open Interest	
0.800					-	-	0.000	0.000	0.000		0.922	-	-			-	-	0.000	0.000	0.000		0.001	-	-								0.008
0.850					-	-	0.000	0.000	0.000		0.872	-	-			-	-	0.000	0.000	0.000		0.001	-	-								0.009
0.900					-	-	0.000	0.000	0.000		0.822	-	-			-	-	0.000	0.000	0.000		0.002	-	-								0.009
0.950					-	-	0.000	0.000	0.000		0.772	-	-			-	-	0.000	0.000	0.000		0.003	-	-								0.010
1.000	0.000	0.000	0.000		0.720	-	-	0.000	0.000	0.000		0.722	-	-		0.000	0.000	0.000		0.001	-	-		0.000	0.000	0.000		0.001	-	-		0.010
1.100	0.000	0.000	0.000		0.620	-	-	0.000	0.000	0.000		0.622	-	-		0.000	0.000	0.000		0.001	-	-		0.000	0.000	0.000		0.001	-	-		0.011
1.200	0.000	0.000	0.000		0.520	-	-	0.000	0.000	0.000		0.522	-	-		0.000	0.000	0.000		0.001	-	-		0.000	0.000	0.000		0.002	-	-		0.012
1.300	0.000	0.000	0.000		0.421	-	-	0.000	0.000	0.000		0.423	-	-		0.000	0.000	0.000		0.001	-	-		0.000	0.000	0.000		0.001	-	-		0.013
1.400	0.000	0.000	0.000		0.321	-	-	0.000	0.000	0.000		0.324	-	-		0.000	0.000	0.000		0.001	-	-		0.000	0.000	0.000		0.001	-	-		0.014
1.500	0.000	0.000	0.000		0.223	-	-	0.000	0.000	0.000		0.229	-	-		0.000	0.000	0.000		0.002	-	-		0.000	0.000	0.000		0.006	-	-		0.015
1.600	0.000	0.000	0.000		0.134	-	-	0.000	0.000	0.000		0.145	-	-		0.000	0.000	0.000		0.013	-	-		0.000	0.000	0.000		0.022	-	-		0.016
1.700	0.000	0.000	0.000		0.065	-	-	0.000	0.000	0.000		0.081	-	-		0.000	0.000	0.000		0.045	-	-		0.000	0.000	0.000		0.058	-	-		0.017
1.800	0.000	0.000	0.000		0.025	-	-	0.000	0.000	0.000		0.039	-	-		0.000	0.000	0.000		0.104	-	-		0.000	0.000	0.000		0.116	-	-		0.018
1.900	0.000	0.000	0.000		0.007	-	-	0.000	0.000	0.000		0.016	-	-		0.000	0.000	0.000		0.187	-	-		0.000	0.000	0.000		0.193	-	-		0.019
2.000	0.000	0.000	0.000		0.002	-	-	0.000	0.000	0.000		0.006	-	-		0.000	0.000	0.000		0.281	-	-		0.000	0.000	0.000		0.283	-	-		0.020
2.200	0.000	0.000	0.000		0.001	-	-	0.000	0.000	0.000		0.001	-	-		0.000	0.000	0.000		0.480	-	-		0.000	0.000	0.000		0.480	-	-		0.022
2.400	0.000	0.000	0.000		0.001	-	-	0.000	0.000	0.000		0.001	-	-		0.000	0.000	0.000		0.680	-	-		0.000	0.000	0.000		0.680	-	-		0.024
2.600	0.000	0.000	0.000		0.001	-	-	0.000	0.000	0.000		0.001	-	-		0.000	0.000	0.000		0.880	-	-		0.000	0.000	0.000		0.880	-	-		0.026
Totals:					0	0						0	0	0								0	0									0
Number of Trades:					0							0	0										0.00									0

NATIONAL BANK (CR)

(Contract Size: 100 Securities, Exercise Style: American, Physical Delivery)

Call Options														Put Options																			
February 2024							March 2024							Other Months		February 2024							March 2024							Other Months		Exercise Price	
Open price	Price max	Price min	Last price	Closing price	Volume	Open Interest	Open price	Price max	Price min	Last price	Closing price	Volume	Open Interest	Volume	Open Interest	Open price	Price max	Price min	Last price	Closing price	Volume	Open Interest	Open price	Price max	Price min	Last price	Closing price	Volume	Open Interest	Volume	Open Interest		
3.200					-	-	0.000	0.000	0.000		3.93	-	-			-	-	0.000	0.000	0.000		0.001	-	-			-	-			0.032		
3.400					-	-	0.000	0.000	0.000		3.73	-	-			-	-	0.000	0.000	0.000		0.001	-	-			-	-			0.034		
3.600					-	-	0.000	0.000	0.000		3.53	-	-			-	-	0.000	0.000	0.000		0.001	-	-			-	-			0.036		
3.800					-	-	0.000	0.000	0.000		3.33	-	-			-	-	0.000	0.000	0.000		0.002	-	-			-	-			0.038		
4.000	0.000	0.000	0.000		3.12	-	-	0.000	0.000	0.000		3.13	-	-		0.000	0.000	0.000		0.001	-	-		0.000	0.000	0.000		0.001	-	-		0.040	
4.400	0.000	0.000	0.000		2.72	-	-	0.000	0.000	0.000		2.73	-	-		0.000	0.000	0.000		0.001	-	-		0.000	0.000	0.000		0.001	-	-		0.044	
4.800	0.000	0.000	0.000		2.32	-	-	0.000	0.000	0.000		2.33	-	-		0.000	0.000	0.000		0.001	-	-		0.000	0.000	0.000		0.001	-	-		0.048	
5.200	0.000	0.000	0.000		1.92	-	-	0.000	0.000	0.000		1.93	-	-		0.000	0.000	0.000		0.001	-	-		0.000	0.000	0.000		0.001	-	-		0.052	
5.600	0.000	0.000	0.000		1.52	-	-	0.000	0.000	0.000		1.53	-	-		0.000	0.000	0.000		0.001	-	10		0.000	0.000	0.000		0.001	-	-		0.056	
6.000	0.000	0.000	0.000		1.12	-	-	0.000	0.000	0.000		1.14	-	-		0.000	0.000	0.000		0.001	-	3		0.000	0.000	0.000		0.010	-	-		0.060	
6.400	0.000	0.000	0.000		0.723	-	-	0.000	0.000	0.000		0.776	-	-		0.000	0.000	0.000		0.001	-	-		0.000	0.000	0.000		0.044	-	-		0.064	
6.800	0.000	0.000	0.000		0.345	-	-	0.000	0.000	0.000		0.470	-	2		0.000	0.000	0.000		0.022	-	-		0.000	0.000	0.000		0.138	-	-		0.068	
7.200	0.000	0.000	0.000		0.089	-	-	0.000	0.000	0.000		0.248	-	35		0.000	0.000	0.000		0.167	-	-		0.000	0.000	0.000		0.315	-	-		0.072	
7.600	0.000	0.000	0.000		0.010	-	-	0.000	0.000	0.000		0.113	-	-		0.000	0.000	0.000		0.488	-	-		0.000	0.000	0.000		0.580	-	-		0.076	
8.000	0.000	0.000	0.000		0.002	-	-	0.000	0.000	0.000		0.044	-	-		0.000	0.000	0.000		0.880	-	-		0.000	0.000	0.000		0.913	-	-		0.080	
8.400	0.000	0.000	0.000		0.001	-	-	0.000	0.000	0.000		0.014	-	-		0.000	0.000	0.000		1.28	-	-		0.000	0.000	0.000		1.29	-	-		0.084	
8.800	0.000	0.000	0.000		0.001	-	-	0.000	0.000	0.000		0.004	-	-		0.000	0.000	0.000		1.68	-	-		0.000	0.000	0.000		1.68	-	-		0.088	
9.200	0.000	0.000	0.000		0.001	-	-	0.000	0.000	0.000		0.001	-	-		0.000	0.000	0.000		2.08	-	-		0.000	0.000	0.000		2.08	-	-		0.092	
Totals:					0	0						0	37		0	0						0	13						0	240		0	0
Number of Trades:					0							0			0							0.00							0			0	

OPAP (CR)

(Contract Size: 100 Securities, Exercise Style: American, Physical Delivery)

Call Options														Put Options																		
February 2024							March 2024							Other Months		February 2024							March 2024							Other Months		Exercise Price
Open price	Price max	Price min	Last price	Closing price	Volume	Open Interest	Open price	Price max	Price min	Last price	Closing price	Volume	Open Interest	Volume	Open Interest	Open price	Price max	Price min	Last price	Closing price	Volume	Open Interest	Open price	Price max	Price min	Last price	Closing price	Volume	Open Interest	Volume	Open Interest	
9.600	0.000	0.000	0.000	6.85	-	-	0.000	0.000	0.000	6.87	-	-				0.000	0.000	0.000	0.001	-	-	0.000	0.000	0.000	0.001	-	-				0.096	
10.000	0.000	0.000	0.000	6.45	-	-	0.000	0.000	0.000	6.47	-	-				0.000	0.000	0.000	0.001	-	-	0.000	0.000	0.000	0.001	-	-				0.100	
11.000	0.000	0.000	0.000	5.45	-	-	0.000	0.000	0.000	5.47	-	-				0.000	0.000	0.000	0.001	-	-	0.000	0.000	0.000	0.001	-	-				0.110	
12.000	0.000	0.000	0.000	4.45	-	-	0.000	0.000	0.000	4.47	-	-				0.000	0.000	0.000	0.001	-	-	0.000	0.000	0.000	0.001	-	-				0.120	
13.000	0.000	0.000	0.000	3.46	-	-	0.000	0.000	0.000	3.48	-	-				0.000	0.000	0.000	0.001	-	-	0.000	0.000	0.000	0.001	-	-				0.130	
14.000	0.000	0.000	0.000	2.46	-	-	0.000	0.000	0.000	2.48	-	-				0.000	0.000	0.000	0.001	-	-	0.000	0.000	0.000	0.003	-	-				0.140	
15.000	0.000	0.000	0.000	1.46	-	-	0.000	0.000	0.000	1.53	-	-				0.000	0.000	0.000	0.001	-	-	0.000	0.000	0.000	0.047	-	-				0.150	
16.000	0.000	0.000	0.000	0.535	-	167	0.000	0.000	0.000	0.737	-	-				0.000	0.000	0.000	0.079	-	-	0.000	0.000	0.000	0.257	-	-				0.160	
17.000	0.000	0.000	0.000	0.065	-	-	0.000	0.000	0.000	0.257	-	-				0.000	0.000	0.000	0.610	-	-	0.000	0.000	0.000	0.778	-	-				0.170	
18.000	0.000	0.000	0.000	0.002	-	-	0.000	0.000	0.000	0.061	-	-				0.000	0.000	0.000	1.55	-	-	0.000	0.000	0.000	1.59	-	-				0.180	
19.000	0.000	0.000	0.000	0.001	-	-	0.000	0.000	0.000	0.010	-	-				0.000	0.000	0.000	2.55	-	-	0.000	0.000	0.000	2.55	-	-				0.190	
20.000	0.000	0.000	0.000	0.001	-	-	0.000	0.000	0.000	0.001	-	-				0.000	0.000	0.000	3.55	-	-	0.000	0.000	0.000	3.55	-	-				0.200	
22.000	0.000	0.000	0.000	0.001	-	-	0.000	0.000	0.000	0.001	-	-				0.000	0.000	0.000	5.55	-	-	0.000	0.000	0.000	5.55	-	-				0.220	
24.000					-	-	0.000	0.000	0.000	0.001	-	-									-	-	0.000	0.000	0.000	7.55	-	-				0.240
Totals:					0	167					0	0	0	0	0					0	0					0	0	0	0	0		
Number of Trades:					0						0	0	0								0.00					0			0			

OTE (CR)

(Contract Size: 100 Securities, Exercise Style: American, Physical Delivery)

Call Options														Put Options																				
February 2024							March 2024							Other Months		February 2024							March 2024							Other Months		Exercise Price		
Open price	Price max	Price min	Last price	Closing price	Volume	Open Interest	Open price	Price max	Price min	Last price	Closing price	Volume	Open Interest	Volume	Open Interest	Open price	Price max	Price min	Last price	Closing price	Volume	Open Interest	Open price	Price max	Price min	Last price	Closing price	Volume	Open Interest	Volume	Open Interest			
9.200	0.000	0.000	0.000	4.08	-	-	0.000	0.000	0.000	4.10	-	-				0.000	0.000	0.000	0.001	-	-				0.000	0.000	0.000	0.001	-	-			0.092	
9.600	0.000	0.000	0.000	3.68	-	-	0.000	0.000	0.000	3.70	-	-				0.000	0.000	0.000	0.001	-	-				0.000	0.000	0.000	0.001	-	-			0.096	
10.000	0.000	0.000	0.000	3.28	-	-	0.000	0.000	0.000	3.30	-	-				0.000	0.000	0.000	0.001	-	-				0.000	0.000	0.000	0.001	-	-			0.100	
11.000	0.000	0.000	0.000	2.28	-	-	0.000	0.000	0.000	2.30	-	-				0.000	0.000	0.000	0.001	-	-				0.000	0.000	0.000	0.002	-	-			0.110	
12.000	0.000	0.000	0.000	1.29	-	-	0.000	0.000	0.000	1.34	-	20				0.000	0.000	0.000	0.002	-	-				0.000	0.000	0.000	0.041	-	-			0.120	
13.000	0.000	0.000	0.000	0.401	-	25	0.000	0.000	0.000	0.574	-	-				0.000	0.000	0.000	0.117	-	15				0.000	0.000	0.000	0.270	-	-			0.130	
14.000	0.000	0.000	0.000	0.034	-	6	0.000	0.000	0.000	0.163	-	-				0.000	0.000	0.000	0.750	-	-				0.000	0.000	0.000	0.860	-	-			0.140	
15.000	0.000	0.000	0.000	0.001	-	-	0.000	0.000	0.000	0.029	-	-				0.000	0.000	0.000	1.72	-	-				0.000	0.000	0.000	1.73	-	-			0.150	
16.000	0.000	0.000	0.000	0.002	-	-	0.000	0.000	0.000	0.003	-	-				0.000	0.000	0.000	2.72	-	-				0.000	0.000	0.000	2.72	-	-			0.160	
17.000	0.000	0.000	0.000	0.001	-	-	0.000	0.000	0.000	0.001	-	-				0.000	0.000	0.000	3.72	-	-				0.000	0.000	0.000	3.72	-	-			0.170	
18.000	0.000	0.000	0.000	0.001	-	-	0.000	0.000	0.000	0.001	-	-				0.000	0.000	0.000	4.72	-	-				0.000	0.000	0.000	4.72	-	-			0.180	
19.000					-	-	0.000	0.000	0.000	0.001	-	-									-	-				0.000	0.000	0.000	5.72	-	-			0.190
20.000					-	-	0.000	0.000	0.000	0.001	-	-									-	-				0.000	0.000	0.000	6.72	-	-			0.200
22.000					-	-	0.000	0.000	0.000	0.001	-	-									-	-				0.000	0.000	0.000	8.72	-	-			0.220
Totals:					0	31						0	20	0	0						0	15						0	10	0	0			
Number of Trades:					0						0						0						0						0					

PIRAEUS FINANCIAL HOLD (CR)

(Contract Size: 100 Securities, Exercise Style: American, Physical Delivery)

Call Options														Put Options																			
February 2024							March 2024							Other Months		February 2024							March 2024							Other Months		Exercise Price	
Open price	Price max	Price min	Last price	Closing price	Volume	Open Interest	Open price	Price max	Price min	Last price	Closing price	Volume	Open Interest	Volume	Open Interest	Open price	Price max	Price min	Last price	Closing price	Volume	Open Interest	Open price	Price max	Price min	Last price	Closing price	Volume	Open Interest	Volume	Open Interest		
1.300					-	-	0.000	0.000	0.000		2.53	-	-			-	-	0.000	0.000	0.000		0.001	-	-								0.013	
1.400					-	-	0.000	0.000	0.000		2.43	-	-			-	-	0.000	0.000	0.000		0.001	-	-								0.014	
1.500					-	-	0.000	0.000	0.000		2.33	-	-			-	-	0.000	0.000	0.000		0.001	-	-								0.015	
1.600					-	-	0.000	0.000	0.000		2.23	-	-			-	-	0.000	0.000	0.000		0.001	-	-								0.016	
1.700					-	-	0.000	0.000	0.000		2.13	-	-			-	-	0.000	0.000	0.000		0.001	-	-								0.017	
1.800					-	-	0.000	0.000	0.000		2.03	-	-			-	-	0.000	0.000	0.000		0.001	-	-								0.018	
1.900					-	-	0.000	0.000	0.000		1.93	-	-			-	-	0.000	0.000	0.000		0.001	-	-								0.019	
2.000	0.000	0.000	0.000		1.83	-	-	0.000	0.000	0.000		1.83	-	-			0.000	0.000	0.000		0.001	-	-			0.000	0.000	0.000		0.001	-	-	0.020
2.200	0.000	0.000	0.000		1.63	-	-	0.000	0.000	0.000		1.63	-	-			0.000	0.000	0.000		0.001	-	-			0.000	0.000	0.000		0.001	-	-	0.022
2.400	0.000	0.000	0.000		1.43	-	-	0.000	0.000	0.000		1.43	-	-			0.000	0.000	0.000		0.001	-	-			0.000	0.000	0.000		0.002	-	-	0.024
2.600	0.000	0.000	0.000		1.23	-	-	0.000	0.000	0.000		1.24	-	-			0.000	0.000	0.000		0.001	-	-			0.000	0.000	0.000		0.001	-	-	0.026
2.800	0.000	0.000	0.000		1.03	-	-	0.000	0.000	0.000		1.04	-	-			0.000	0.000	0.000		0.001	-	-			0.000	0.000	0.000		0.001	-	-	0.028
3.000	0.000	0.000	0.000		0.831	-	-	0.000	0.000	0.000		0.837	-	-			0.000	0.000	0.000		0.002	-	-			0.000	0.000	0.000		0.001	-	-	0.030
3.200	0.000	0.000	0.000		0.631	-	-	0.000	0.000	0.000		0.641	-	-			0.000	0.000	0.000		0.001	-	-			0.000	0.000	0.000		0.005	-	-	0.032
3.400	0.000	0.000	0.000		0.432	-	-	0.000	0.000	0.000		0.457	-	-			0.000	0.000	0.000		0.001	-	-			0.000	0.000	0.000		0.021	-	-	0.034
3.600	0.000	0.000	0.000		0.244	-	-	0.000	0.000	0.000		0.298	-	30			0.000	0.000	0.000		0.012	-	-			0.000	0.000	0.000		0.061	-	-	0.036
3.800	0.000	0.000	0.000		0.099	-	-	0.000	0.000	0.000		0.174	-	-			0.000	0.000	0.000		0.068	-	-			0.000	0.000	0.000		0.137	-	-	0.038
4.000	0.000	0.000	0.000		0.026	-	10	0.000	0.000	0.000		0.091	-	-			0.000	0.000	0.000		0.194	-	-			0.000	0.000	0.000		0.254	-	-	0.040
4.400	0.000	0.000	0.000		0.001	-	-	0.000	0.000	0.000		0.017	-	-			0.000	0.000	0.000		0.570	-	-			0.000	0.000	0.000		0.582	-	-	0.044
4.800	0.000	0.000	0.000		0.001	-	-	0.000	0.000	0.000		0.002	-	-			0.000	0.000	0.000		0.970	-	-			0.000	0.000	0.000		0.970	-	-	0.048
5.200	0.000	0.000	0.000		0.001	-	-	0.000	0.000	0.000		0.001	-	-			0.000	0.000	0.000		1.37	-	-			0.000	0.000	0.000		1.37	-	-	0.052
5.600	0.000	0.000	0.000		0.001	-	-	0.000	0.000	0.000		0.001	-	-			0.000	0.000	0.000		1.77	-	-			0.000	0.000	0.000		1.77	-	-	0.056
6.000	0.000	0.000	0.000		0.001	-	-	0.000	0.000	0.000		0.001	-	-			0.000	0.000	0.000		2.17	-	-			0.000	0.000	0.000		2.17	-	-	0.060
Totals:					0	10						0	30	0	0						0	0							0	0	0	0	
Number of Trades:					0							0		0							0.00								0		0		

PPC (CR)

(Contract Size: 100 Securities, Exercise Style: American, Physical Delivery)

Call Options														Put Options																				
February 2024							March 2024							Other Months		February 2024							March 2024							Other Months		Exercise Price		
Exercise Price	Open price	Price max	Price min	Last price	Closing price	Volume	Open Interest	Open price	Price max	Price min	Last price	Closing price	Volume	Open Interest	Volume	Open Interest	Open price	Price max	Price min	Last price	Closing price	Volume	Open Interest	Open price	Price max	Price min	Last price	Closing price	Volume	Open Interest	Volume		Open Interest	
5.600						-	-	0.000	0.000	0.000	6.31	-	-											0.000	0.000	0.000	0.001	-	-			0.056		
6.000						-	-	0.000	0.000	0.000	5.91	-	-											0.000	0.000	0.000	0.001	-	-			0.060		
6.400						-	-	0.000	0.000	0.000	5.51	-	-											0.000	0.000	0.000	0.001	-	-			0.064		
6.800						-	-	0.000	0.000	0.000	5.11	-	-											0.000	0.000	0.000	0.001	-	-			0.068		
7.200						-	-	0.000	0.000	0.000	4.71	-	-											0.000	0.000	0.000	0.001	-	-			0.072		
7.600						-	-	0.000	0.000	0.000	4.31	-	-											0.000	0.000	0.000	0.001	-	-			0.076		
8.000	0.000	0.000	0.000		3.90	-	-	0.000	0.000	0.000	3.92	-	-				0.000	0.000	0.000	0.001	-	-		0.000	0.000	0.000	0.001	-	-			0.080		
8.400	0.000	0.000	0.000		3.50	-	-	0.000	0.000	0.000	3.52	-	-				0.000	0.000	0.000	0.001	-	-		0.000	0.000	0.000	0.001	-	-			0.084		
8.800	0.000	0.000	0.000		3.10	-	-	0.000	0.000	0.000	3.12	-	-				0.000	0.000	0.000	0.001	-	-		0.000	0.000	0.000	0.001	-	-			0.088		
9.200	0.000	0.000	0.000		2.70	-	-	0.000	0.000	0.000	2.72	-	-				0.000	0.000	0.000	0.001	-	-		0.000	0.000	0.000	0.001	-	-			0.092		
9.600	0.000	0.000	0.000		2.30	-	-	0.000	0.000	0.000	2.32	-	-				0.000	0.000	0.000	0.001	-	-		0.000	0.000	0.000	0.005	-	-			0.096		
10.000	0.000	0.000	0.000		1.90	-	-	0.000	0.000	0.000	1.94	-	-				0.000	0.000	0.000	0.001	-	15		0.000	0.000	0.000	0.016	-	-			0.100		
11.000	0.000	0.000	0.000		0.925	-	-	0.000	0.000	0.000	1.06	-	-				0.000	0.000	0.000	0.021	-	5		0.000	0.000	0.000	0.134	-	-			0.110		
12.000	0.000	0.000	0.000		0.219	-	30	0.000	0.000	0.000	0.437	-	-				0.000	0.000	0.000	0.315	-	16		0.000	0.000	0.000	0.516	-	-			0.120		
13.000	0.000	0.000	0.000		0.016	-	25	0.000	0.000	0.000	0.130	-	16				1.00	1.00	0.999	0.999	0.999	10	30	0.000	0.000	0.000	1.21	-	-			0.130		
14.000	0.000	0.000	0.000		0.001	-	-	0.000	0.000	0.000	0.028	-	-				0.000	0.000	0.000	2.10	-	-		0.000	0.000	0.000	2.11	-	-			0.140		
15.000	0.000	0.000	0.000		0.001	-	-	0.000	0.000	0.000	0.004	-	-				0.000	0.000	0.000	3.10	-	-		0.000	0.000	0.000	3.10	-	-			0.150		
16.000	0.000	0.000	0.000		0.001	-	-	0.000	0.000	0.000	0.001	-	-				0.000	0.000	0.000	4.10	-	-		0.000	0.000	0.000	4.10	-	-			0.160		
17.000	0.000	0.000	0.000		0.001	-	-	0.000	0.000	0.000	0.001	-	-				0.000	0.000	0.000	5.10	-	-		0.000	0.000	0.000	5.10	-	-			0.170		
18.000	0.000	0.000	0.000		0.001	-	-	0.000	0.000	0.000	0.001	-	-				0.000	0.000	0.000	6.10	-	-		0.000	0.000	0.000	6.10	-	-			0.180		
Totals:						0	55						0	16	0	0							0	66							0	15	0	0
Number of Trades:						0							0		0								2.00							0		0		

Lending Products	Underlying Title	Open Interest[5]	Multilateral Transactions[1]				Bilateral Transactions[2]		Stock Borrowing through OTC (volume)[3]	
			Volume(Offered)	Average Weighted	Transactions volume	Average Weighted	Transactions Volume	Average Weighted	Transactions Volume	
ADMIEBOR	ADMIE (IPTO) HOLDING S.A. (CR)	---	---	---	---	---	---	---	207,580	
AEGNBOR	AEGEAN AIRLINES (CR)	---	---	---	---	---	---	---	151,881	
AETFBOR	ALPHA ETF FTSE Athex Large Cap	---	---	---	---	16,000	1.03%	---	---	
ALPHABOR	ALPHA SERVICES HOLD (CR)	53,651	---	---	10,000	5.12%	---	---	58,141,101	
OTOELBOR	AUTOHELLAS SA (CR)	1,500	---	---	---	---	---	---	95,172	
AVAXBOR	AVAX S.A. (CR)	2,000	---	---	---	---	---	---	---	
EEEBOR	CC HBC AG (CR)	1,358	---	---	---	---	---	---	44,377	
CENERBOR	CENERGY HOLDINGS (CB)	---	---	---	---	---	---	---	10,000	
ELLAKTORBOR	ELLAKTOR (CR)	2,681	---	---	---	---	---	---	119,219	
ELHABOR	ELVALHALCOR (CR)	788	---	---	---	---	---	---	64,887	
EUROBBOR	EUROBANK HOLDINGS (CR)	10,000	---	---	10	4.88%	---	---	35,266,928	
EYDAPBOR	EYDAP S.A. (CR)	845	---	---	---	---	---	---	270,068	
FOYRKBOR	FOURLIS (CR)	230	---	---	---	---	---	---	10,875	
GEKTERNABOR	GEK TERNA (CR)	---	---	---	---	---	---	---	6,303,698	
SARBOR	GR. SARANTIS S.A. (CR)	457	---	---	---	---	---	---	79,573	
EXAEBOR	HELLENIC EXCHANGES-A.S.E. (CR)	200	---	---	---	---	---	---	167,047	
ELPEBOR	HELLENIQ ENERGY (CR)	---	---	---	---	---	---	---	259,417	
INTRKBOR	INTRACOM HOLDINGS (CR)	---	---	---	---	---	---	---	---	
INKATBOR	INTRAKAT (CR)	---	---	---	---	---	---	---	---	
BELABOR	JUMBO SA (CR)	---	---	---	---	---	---	---	210,665	
LAMDABOR	LAMDA DEVELOPMENT SA (CR)	400	---	---	---	---	---	---	261,370	
MIGBOR	MIG (CR)	1,992	---	---	---	---	---	---	40,179	
MOHBOR	MOTOR OIL (CR)	20,881	---	---	---	---	---	---	405,666	
MYTILBOR	MYTILINEOS (CR)	261	---	---	500	4.88%	---	---	160,660	
ETEBOR	NATIONAL BANK (CR)	---	---	---	---	---	---	---	14,580,814	
OPAPBOR	OPAP (CR)	3,500	---	---	---	---	---	---	1,612,492	
OPTIMABOR	OPTIMA BANK (CR)	1,900	---	---	---	---	---	---	11,005	
HTOBOR	OTE (CR)	11,750	---	---	---	---	---	---	1,558,131	
PPABOR	P.P.A. S.A. (CR)	1,500	---	---	---	---	---	---	68,311	
TPEIRBOR	PIRAEUS FINANCIAL HOLD (CR)	6,500	---	---	---	---	---	---	903,321	
PPCBOR	PPC (CR)	2,000	---	---	---	---	---	---	1,278,881	

Stock Lending Notes

[1] - Multilateral contracts Lending or Borrowing as per Methods 8-1, 8-2 and 8-3-3 (According to ATHEX BoD Resolution No.17)

[2] - Bilateral Contracts Lending or Borrowing as per Methods 8-3-1 and 8-3-2 (According to ATHEX BoD Resolution No.20)

[3] - The information concerning OTC Stock Borrowing Transactions is based on the statements of the Dematerialised Securities System (DSS) operators involved and refers to volumes that have been registered up until the previous working day.

[4] - Average Price (Volume weighted)

[5] - The Data concerning Open Interest before the start of trading session

Lending Products	Underlying Title	Open Interest[5]	Multilateral Transactions[1]				Bilateral Transactions[2]		Stock Borrowing through OTC (volume)[3]	
			Volume(Offered)	Average Weighted	Transactions volume	Average Weighted	Transactions Volume	Average Weighted	Transactions Volume	
QUALBOR	QUALITY & RELIABILITY SA (CR)	---	---	---	---	---	---	---	---	
QUESTBOR	QUEST HOLDINGS (CR)	391	---	---	---	---	---	---	40,133	
TENERGYBOR	TERNA ENERGY (CR)	---	---	---	---	---	---	---	271,750	
TITCBOR	TITAN CEMENT (CB)	7,400	---	---	---	---	---	---	224,065	
VIOBOR	VIOHALCO SA/NV (CB)	744	---	---	---	---	---	---	---	

Stock Lending Notes

[1] - Multilateral contracts Lending or Borrowing as per Methods 8-1, 8-2 and 8-3-3 (According to ATHEX BoD Resolution No.17)

[2] - Bilateral Contracts Lending or Borrowing as per Methods 8-3-1 and 8-3-2 (According to ATHEX BoD Resolution No.20)

[3] - The information concerning OTC Stock Borrowing Transactions is based on the statements of the Dematerialised Securities System (DSS) operators involved and refers to volumes that have been registered up until the previous working day.

[4] - Average Price (Volume weighted)

[5] - The Data concerning Open Interest before the start of trading session

Sectors codification for listed companies

12003-	ETF	10101010	Computer Services
10101015	Software	10102030	Computer Hardware
15101010	Telecommunications Equipment	15102015	Telecommunications Services
20101010	Health Care Facilities	20101025	Health Care Services
20102010	Medical Equipment	20103015	Pharmaceuticals
30101010	Banks	30202000	Diversified Financial Services
30202010	Asset Managers & Custodians	30202015	Investment Services
30204000	Closed End Investments	30302010	Full Line Insurance
30302015	Insurance Brokers	30302025	Property and Casualty Insurance
35101010	Real Estate Holding and Development	35101015	Real Estate Services
35102000	Diversified REITs	35102030	Office REITs
35102045	Retail REITs.	40201040	Rental & Leasing Services: Consumer
40202010	Home Construction	40202015	Household Furnishings
40202020	Household Appliance	40203040	Electronic Entertainment
40204020	Clothing & Accessories	40301010	Entertainment
40301030	Publishing	40301035	Radio & TV Broadcasters
40401010	Diversified Retailers	40401020	Apparel Retailers
40401025	Home Improvement Retailers	40401030	Specialty Retailers
40501010	Airlines	40501015	Travel & Tourism
40501020	Casinos & Gambling	40501025	Hotels & Motels
45101015	Distillers & Vintners	45101020	Soft Drinks
45102010	Farming Fishing Ranching & Plantations	45102020	Food Products
45103010	Tobacco	45201010	Food Retailers & Wholesalers
45201020	Personal Products	50101010	Construction
50101020	Building Roof/Wallboard and Plumbing	50101030	Cement
50101035	Building Materials: Other	50202010	Electrical Components
50203015	Plastics	50203030	Containers & Packaging
50204000	Machinery: Industrial	50204020	Machinery: Construction & Handling
50205010	Industrial Suppliers	50205020	Back Office Support HR & Consulting
50205030	Forms & Bulk Printing Services	50206015	Commercial Vehicles & Parts
50206030	Marine Transportation	50206060	Transportation Services
55101000	Diversified Materials	55101020	Textile Products
55102000	General Mining	55102010	Iron & Steel
55102015	Metal Fabricating	55102035	Aluminum
60101020	Oil Refining and Marketing	65101010	Alternative Electricity
65101015	Conventional Electricity	65102000	Multi-Utilities
65102030	Water		



ATHEX
Athens Stock Exchange

Λεωφ. Αθηνών 110 104 42 Αθήνα
110, Athinon Ave. GR 104 42 Athens
tel. (+30)210-33.66.800, fax (+30)210-33.66.101
www.athexgroup.gr